

Appendix A: Test Setup Photos



Figure 80: RF Conducted Measurement Setup




Figure 81: Conducted Emissions: AC Power Line Measurement Setup



Figure 82: Conducted Emissions: Telecom Measurement Setup




Figure 83: Radiated Emissions: 30 MHz – 1 GHz Measurement Setup




Figure 84: Radiated Emissions: 1 GHz – 18 GHz Measurement Setup