

## PHOTOGRAPHS OF THE TEST CONFIGURATION



WLAN - Conducted Emission Test (Mode A)




WLAN - Conducted Emission Test (Mode B)





WLAN - Radiated Emission Test below 1GHz (Mode A)






WLAN - Radiated Emission Test below 1GHz (Mode B)








WLAN - Radiated Emission Test above 1GHz







DFS




BT LE - Conducted Emission Test (Mode A)



BT LE - Conducted Emission Test (Mode B)





BT LE - Radiated Emission Test below 1GHz (Mode A)







BT LE - Radiated Emission Test below 1GHz (Mode B)





BT LE - Radiated Emission Test above 1GHz

