



8. SETUP PHOTOS

CONDUCTED RF MEASUREMENT SETUP




RADIATED RF MEASUREMENT SETUP, LOW 1 GHz


RADIATED FRONT PHOTO (BELOW 1 GHz)




RADIATED BACK PHOTO (BELOW 1 GHz)





RADIATED RF MEASUREMENT SETUP, ABOVE 1 GHz





POWER, BANDWIDTH, FREQUENCY STABILITY SETUP

TEMPERATURE CHAMBER



END OF REPORT