

**Electromagnetic
Emission
Compliance
Test Report**



**Equipment Under Test
(EUT)
Applicant**

Dual Band Home Booster DBHB-20
Shyam Telecom Inc.

In Accordance With

FCC Part 22, Subpart H
FCC Part 24, Subpart E

Test by

Advanced Compliance Laboratory, Inc.
6 Randolph Way
Hillsborough, New Jersey 08844

Authorized by

Wei Li
Lab Manager

Signature

Date

August 5, 2005

**AC Lab Report
Number**

0048-050720-01



Lab Code:200101-0

**The test result in this report is supported and
covered by the NVLAP accreditation.**

Index

Section 1. Summary of Test Results	3
Section 2. General Equipment Specification	5
Section 3. RF Output Power	7
Section 4. Occupied Bandwidth	46
Section 5. Spurious Emissions at Antenna Terminals	120
Section 6. Field Strength of Spurious	308
Section 7. Frequency Stability	322
Section 8. Out of Band Rejection	324
Section 9. Test Equipment List	333
Section 10. FCC ID Labeling	334
Section 11. Maximum Permissible Exposure	335
Section 12. Setup Photos	336
Section 13. EUT Photos	341

Section 1. Summary of Test Results

Manufacturer: Shyam Telecom Inc.
Model No.: Dual Band Home Booster DBHB-20
Sample No.: DBHBCE001

General: **All measurements are traceable to national standards**

These tests were conducted on a sample of the equipment for the purpose of demonstrating compliance with FCC Part 22, Subpart H& Part 24, Subpart E.

New Submission Production Unit
 Class II Permissive Change Pre-Production Unit

THIS TEST REPORT RELATES ONLY TO THE ITEM(S) TESTED.

THE FOLLOWING DEVIATIONS FROM, ADDITIONS TO, OR EXCLUSIONS FROM THE TEST SPECIFICATIONS HAVE BEEN MADE.

“See Summary of Test Data”



NVLAP LAB CODE: 200101-0

Advance Compliance Laboratory, Inc. authorizes the above named company to reproduce this report provided it is reproduced in its entirety and for use by the company's employees only.

Any use which a third party makes of this report, or any reliance on or decisions to be made based on it, are the responsibility of such third parties. Advance Compliance Laboratory, Inc. accepts no responsibility for damages, if any, suffered by any third party as a result of decisions made or actions based on this report. This report applies only to the items tested.

Summary of Test Data

RF Power Output	22.913(a) 24.232(a)	500W ERP 100W EIRP	Complies
Occupied Bandwidth (Voice & SAT)	2.1049(i)	Mask	N/A*
Occupies Bandwidth (Wideband Data)	2.1049(i)	Mask	N/A*
Occupied Bandwidth (Digital)	2.1049(i)	Mask	Complies
Spurious Emissions at Antenna Terminals	22.917 24.238	-13 dBm	Complies
Field Strength of Spurious Emissions	22.917 24.238	-13 dBm E.I.R.P.	Complies
Frequency Stability	22.355 24.235	1.5 ppm	N/A*

* These items are NOT applied to the EUT.

The estimated uncertainty of the test result is given as following. The method of uncertainty calculation is provided in Advanced Compliance Lab. Doc. No. 0048-01-01.

	Prob. Dist.	Uncertainty(dB)	Uncertainty(dB)	Uncertainty(dB)
		30-1000MHz	1-6.5GHz	Conducted
Combined Std. Uncertainty u_c	norm.	± 2.36	± 2.99	± 1.83



Wei Li
Lab Manager
Advanced Compliance Lab

Date: August 5, 2005

Section 2. General Equipment Specification

Supply Voltage		90-240VAC 50/60Hz				
Frequency Range	Cellular	UL/824-849MHz; DL/869-894MHz				
	PCS	UL/1850-1910MHz; DL/1930-1990MHz				
	Modulation	CDMA (F9W) <input checked="" type="checkbox"/>	GSM (GXW) <input checked="" type="checkbox"/>	EDGE (G7W) <input checked="" type="checkbox"/>	CDPD (F9W) <input type="checkbox"/>	AMPS (F8W, F1D) <input type="checkbox"/>
Output Impedance		50ohm				
Frequency Translation		F1-F1 <input checked="" type="checkbox"/>	F1-F2 <input type="checkbox"/>	N/A <input type="checkbox"/>		
		Software <input type="checkbox"/>	Duplexer Change <input type="checkbox"/>	Full Band Coverage <input checked="" type="checkbox"/>		

DC voltages and DC currents per 2.1033(c)(8)

The input supply to the transmitter was set at 9 Volts DC. The RF power output was measured with the indicated voltage and current applied into the final RF amplifying device(s).

800 MHz Cellular / 1900MHz PCS

RF Output, DC Current and RF Input Power are all average values.

Measured Maximum RF output: 19.45 dBm (W)

Measured DC voltage: 9.12V

Measured DC current: 1.51 A

Measured Minimum RF output: -44 dBm

Measured DC voltage: 9.10V

Measured DC current: 1.50 A

Tune-up procedure per 2.1033(c) (9)

There are no user accessible adjustments or tuning in this portable cellular transceiver. All necessary adjustments and tuning are performed during manufacture of the product. Any adjustments or tuning after service or repair are done as part of that process as special equipment is required to perform such adjustments.

Description of Operation

This device is a dual band repeater operating in both downlink and uplink spectrums of Cellular and PCS bands.

System Diagram

See Attachment.

Section 3. RF Output Power

Name of Test:	<i>RF Output Power</i>	Test Standard:	22.913(a) 24.232(a)
Tested By:	WEI LI	Test Date:	07/20/2005-08/01/2005

Minimum Standard: Para. No. 22.913(a). The maximum effective radiated power (ERP) of base station transmitters and cellular repeaters must not exceed 500 Watts (57dBm).

Para. No. 24.232(a). The maximum peak output power of base transmitters should not exceed 100 Watts EIRP (50dBm).

Method of Measurement: Detachable Antenna:
The average/peak power at antenna terminals is measured using power meter. The peak power at antenna terminals can be also measured using spectrum analyzer with proper setting.

Integral Antenna:

If the antenna is not detachable from the circuit then the Peak Power Output is derived from the peak radiated field strength of the fundamental emission by using the plane wave relation

$$\frac{GP}{4\pi R^2} = \frac{E^2}{120\pi}$$

and proceeding as follows:

$$P = \frac{E^2 R^2}{30G} = \frac{E^2 3^2}{30G}$$

where,

P = the equivalent isotropic radiated power in watts

E = the maximum measured field strength in V/m

R = the measurement range (3 meters)

G = the numeric gain of the transmit antenna in relation to an isotropic radiator

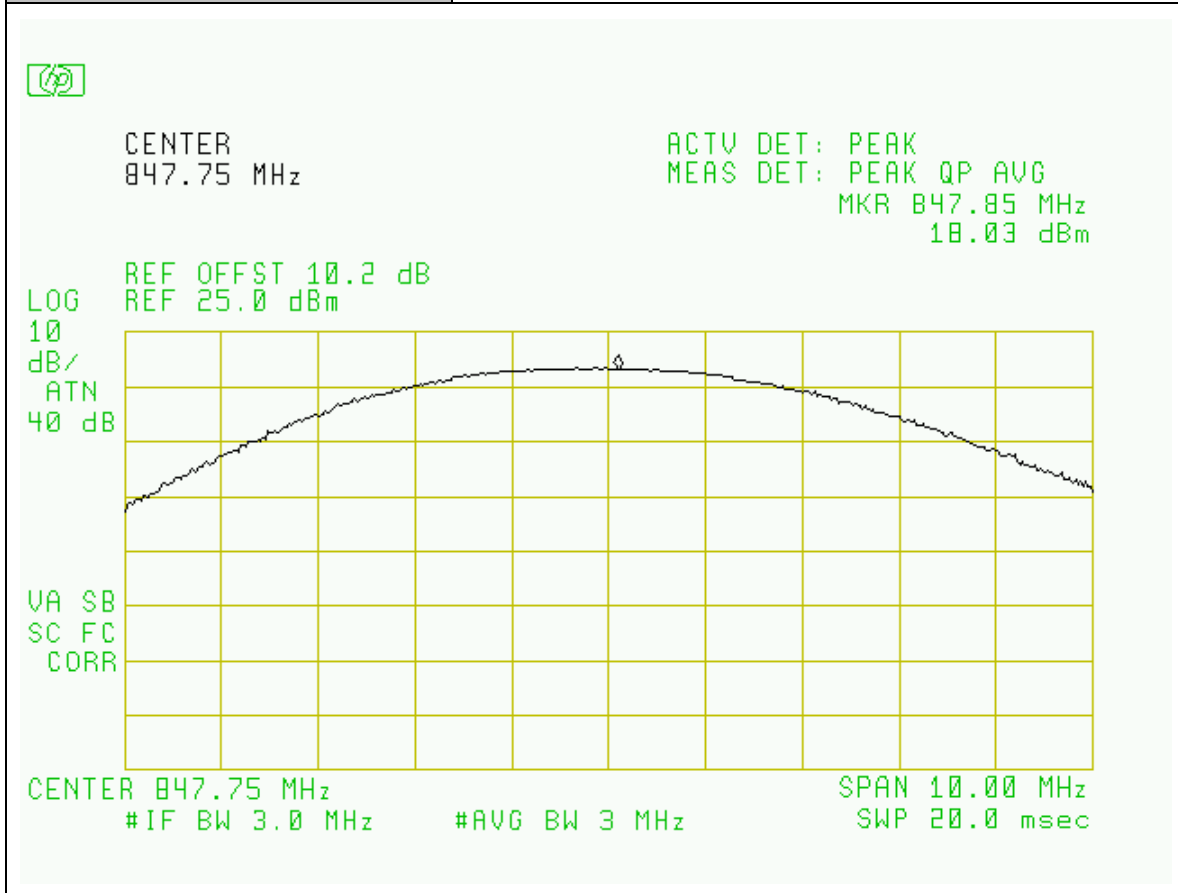
Test Result:**Complies****Test Data:**

Cellular Bands	Channel	Modulation	Power Output (dBm)	Limit (dBm)	Margin
Uplink	Hi	CDMA	18.03	57	-38.97
	Mid	CDMA	18.72	57	-38.28
	Low	CDMA	18.66	57	-38.34
	Hi	GSM	13.51	57	-43.49
	Mid	GSM	14.55	57	-42.45
	Low	GSM	14.73	57	-42.27
	Hi	EDGE	16.90	57	-40.1
	Mid	EDGE	17.50	57	-39.5
	Low	EDGE	17.14	57	-39.86
Downlink	Hi	CDMA	17.68	57	-39.32
	Mid	CDMA	19.22	57	-37.78
	Low	CDMA	18.53	57	-38.47
	Hi	GSM	16.57	57	-40.43
	Mid	GSM	17.24	57	-39.76
	Low	GSM	16.75	57	-40.25
	Hi	EDGE	17.26	57	-39.74
	Mid	EDGE	18.48	57	-38.52
	Low	EDGE	17.14	57	-39.86
Input Power (dBm)	-50 (Maximum gain)				
Ref Offset	Ref offset=Cable Factor +Attenuation=10/10.2dB				

PCS Bands	Channel	Modulation	Power Output (dBm)	Limit (dBm)	Margin
Uplink	Hi	CDMA	13.92	50	-36.08
	Mid	CDMA	15.08	50	-34.92
	Low	CDMA	15.90	50	-34.1
	Hi	GSM	14.71	50	-35.29
	Mid	GSM	14.87	50	-35.13
	Low	GSM	15.92	50	-34.08
	Hi	EDGE	16.08	50	-33.92
	Mid	EDGE	15.48	50	-34.52
	Low	EDGE	16.30	50	-33.7
Downlink	Hi	CDMA	18.88	50	-31.12
	Mid	CDMA	19.45	50	-30.55
	Low	CDMA	17.46	50	-32.54
	Hi	GSM	17.19	50	-32.81
	Mid	GSM	16.50	50	-33.5
	Low	GSM	15.71	50	-34.29
	Hi	EDGE	18.23	50	-31.77
	Mid	EDGE	18.14	50	-31.86
	Low	EDGE	16.55	50	-33.45
Input Power (dBm)	-50 (Maximum gain)				
Ref Offset	Ref offset=Cable Factor +Attenuation=10/10.2dB				

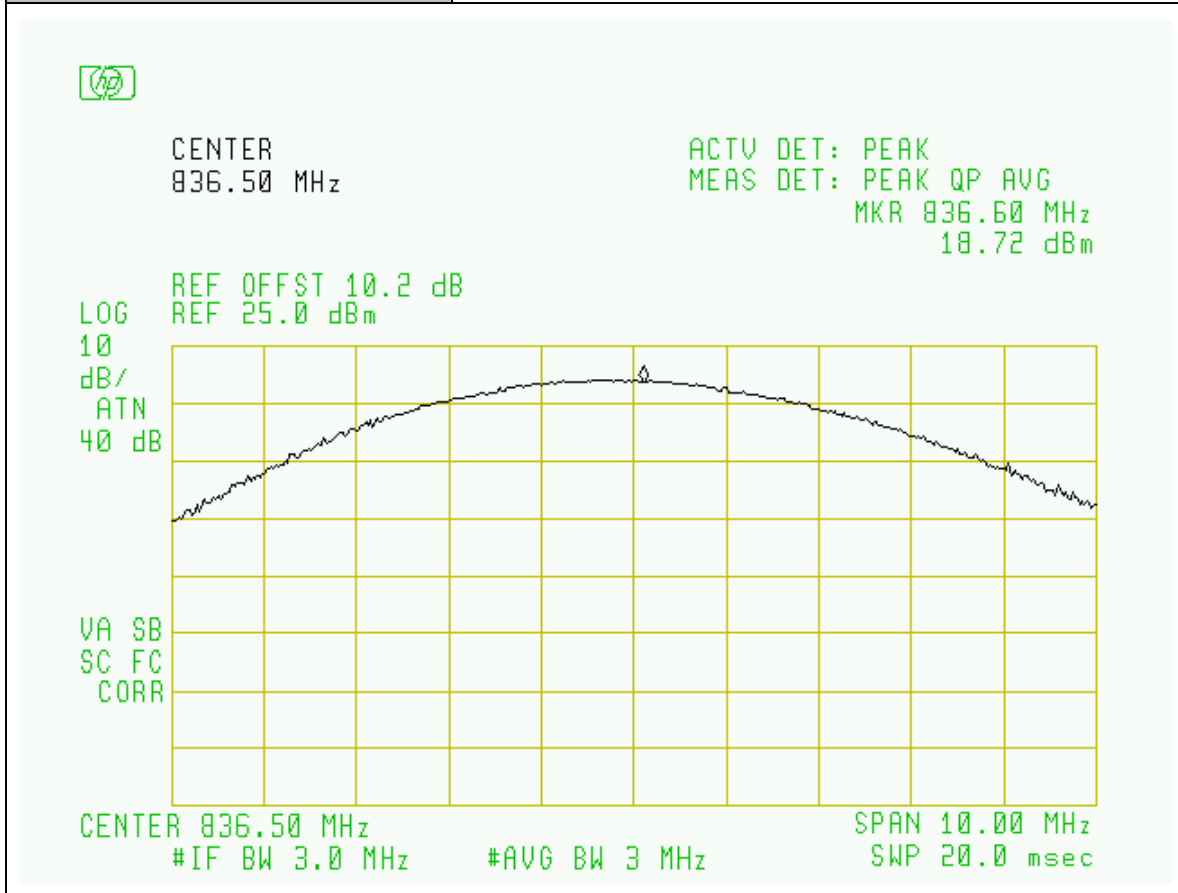
Project Number:	0048-050720-01
EUT:	Shyam Dual Band Home Booster DBHB-20
SN:	DBHBCE001
Tested By:	Wei Li
Temperature:	70° F
Humidity:	30%

Section:	RF Output Power: Cellular Bands
Plot Name:	Uplink, Hi-Channel CDMA Modulation
Configuration:	Server Antenna Connector was connected to SG. Input: -50dBm



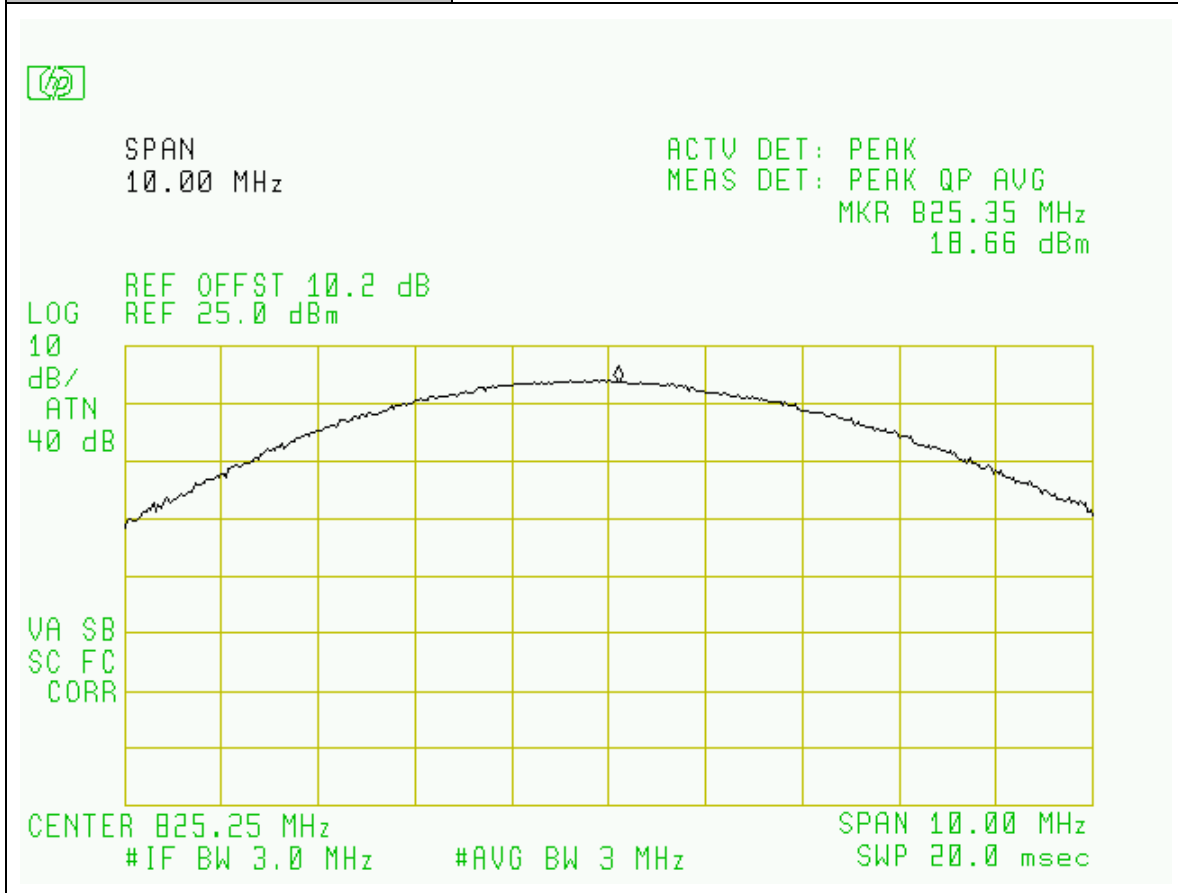
Project Number:	0048-050720-01
EUT:	Shyam Dual Band Home Booster DBHB-20
SN:	DBHBCE001
Tested By:	Wei Li
Temperature:	70°F
Humidity:	30%

Section:	RF Output Power: Cellular Bands
Plot Name:	Uplink, Mid-Channel CDMA Modulation
Configuration:	Server Antenna Connector was connected to SG. Input: -50dBm



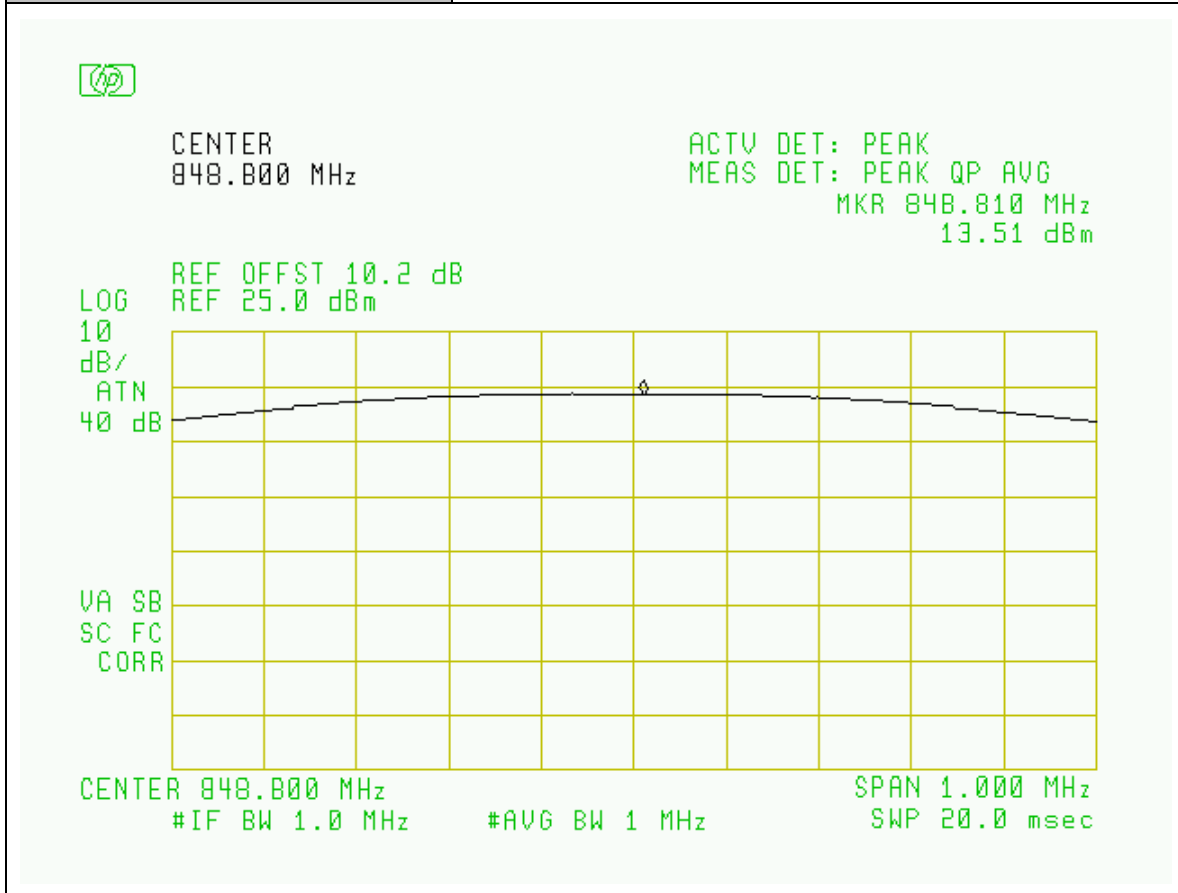
Project Number:	0048-050720-01
EUT:	Shyam Dual Band Home Booster DBHB-20
SN:	DBHBCE001
Tested By:	Wei Li
Temperature:	70°F
Humidity:	30%

Section:	RF Output Power: Cellular Bands
Plot Name:	Uplink, Low-Channel CDMA Modulation
Configuration:	Server Antenna Connector was connected to SG. Input: -50dBm



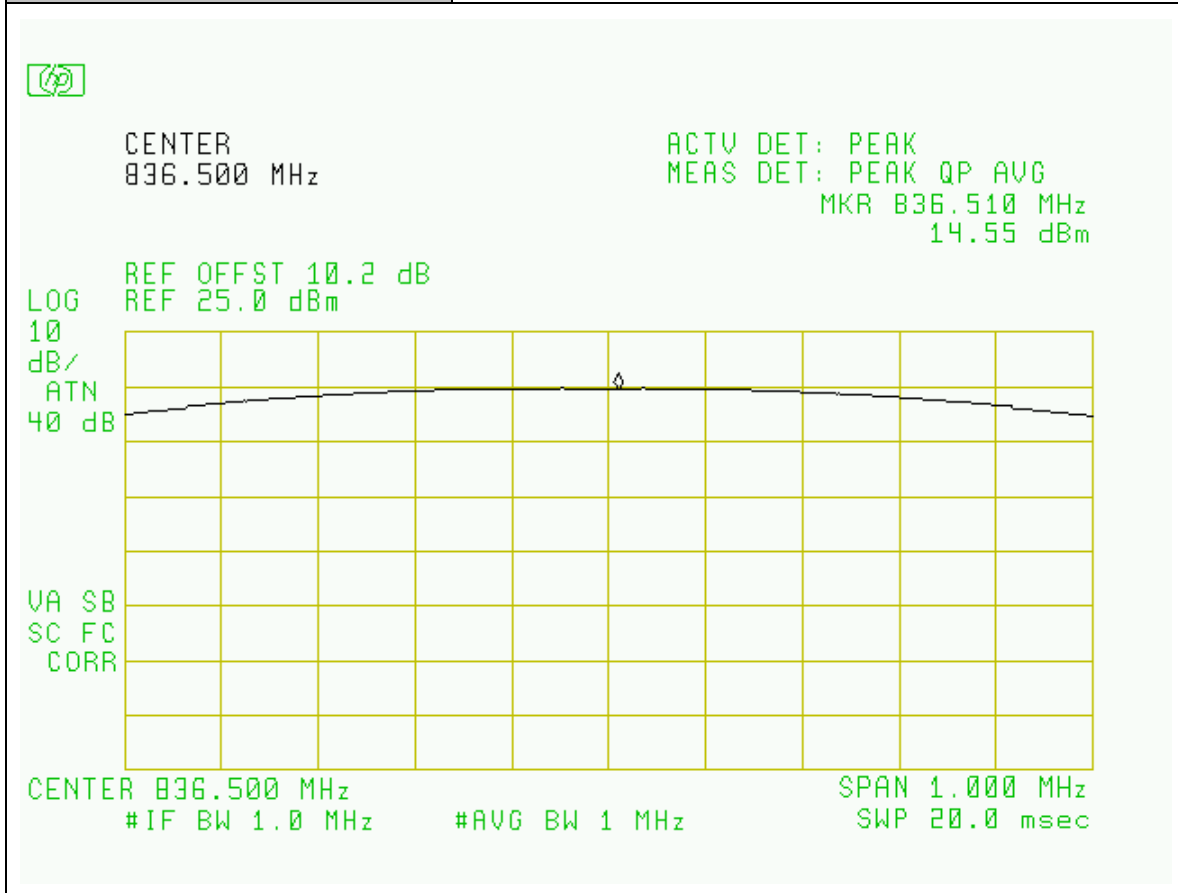
Project Number:	0048-050720-01
EUT:	Shyam Dual Band Home Booster DBHB-20
SN:	DBHBCE001
Tested By:	Wei Li
Temperature:	70°F
Humidity:	30%

Section:	RF Output Power: Cellular Bands
Plot Name:	Uplink, Hi-Channel GSM Modulation
Configuration:	Server Antenna Connector was connected to SG. Input: -50dBm



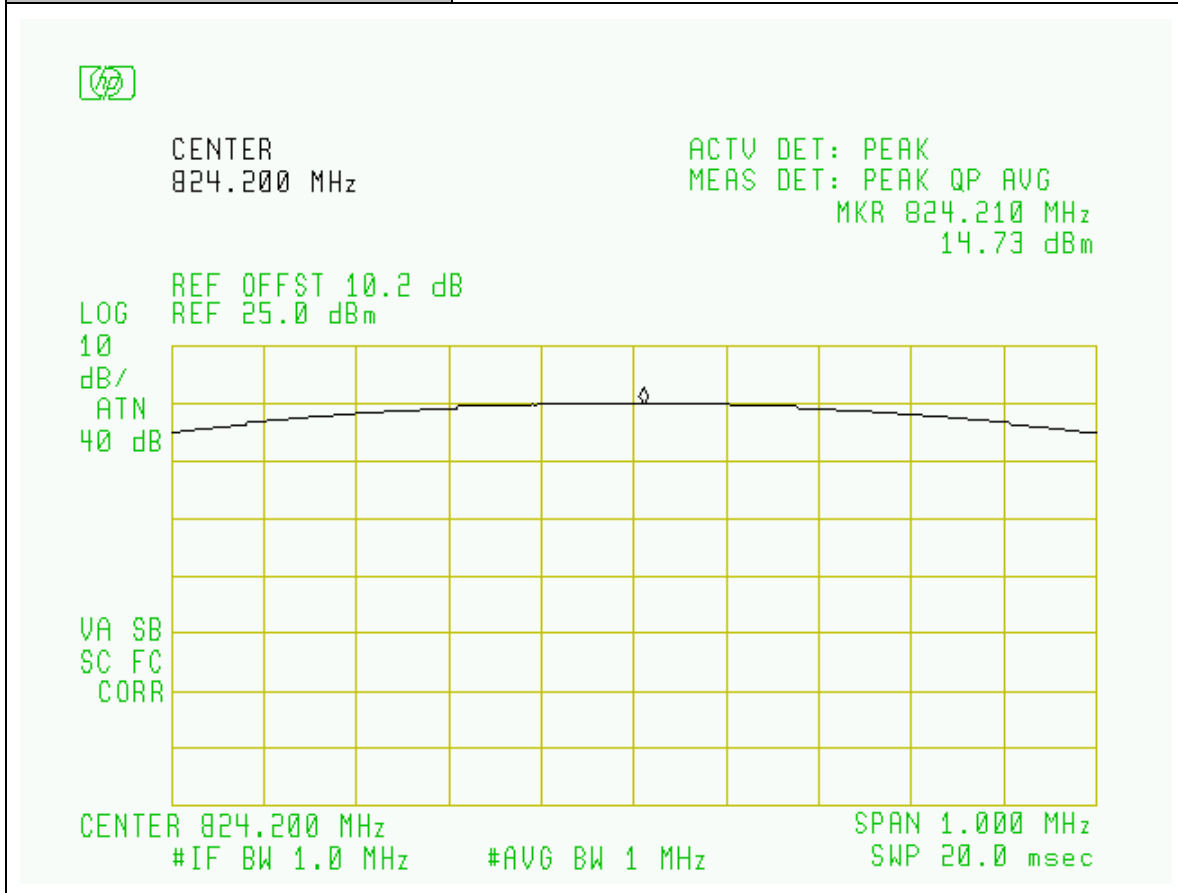
Project Number:	0048-050720-01
EUT:	Shyam Dual Band Home Booster DBHB-20
SN:	DBHBCE001
Tested By:	Wei Li
Temperature:	70° F
Humidity:	30%

Section:	RF Output Power: Cellular Bands
Plot Name:	Uplink, Mid-Channel GSM Modulation
Configuration:	Server Antenna Connector was connected to SG. Input: -50dBm



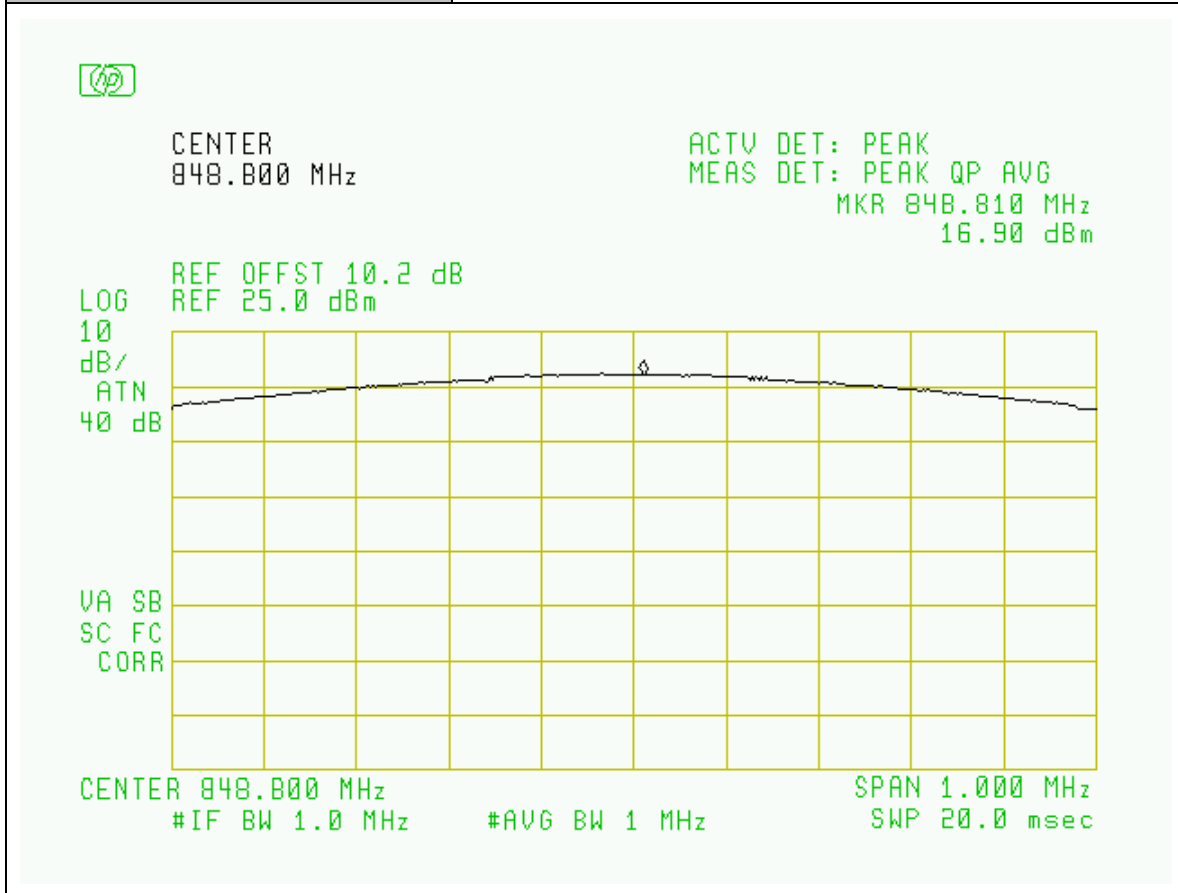
Project Number:	0048-050720-01
EUT:	Shyam Dual Band Home Booster DBHB-20
SN:	DBHBCE001
Tested By:	Wei Li
Temperature:	70°F
Humidity:	30%

Section:	RF Output Power: Cellular Bands
Plot Name:	Uplink, Low-Channel GSM Modulation
Configuration:	Server Antenna Connector was connected to SG. Input: -50dBm



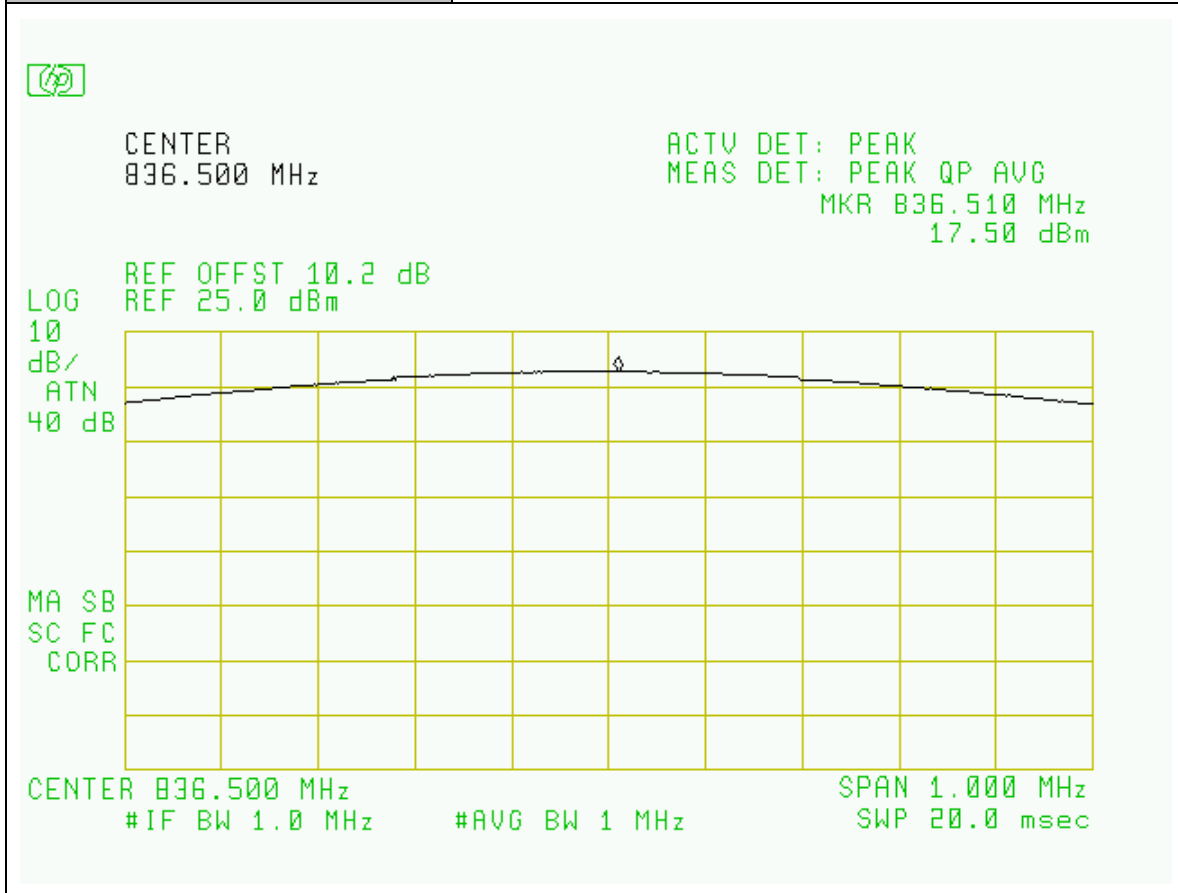
Project Number:	0048-050720-01
EUT:	Shyam Dual Band Home Booster DBHB-20
SN:	DBHBCE001
Tested By:	Wei Li
Temperature:	70°F
Humidity:	30%

Section:	RF Output Power: Cellular Bands
Plot Name:	Uplink, Hi-Channel EDGE Modulation
Configuration:	Server Antenna Connector was connected to SG. Input: -50dBm



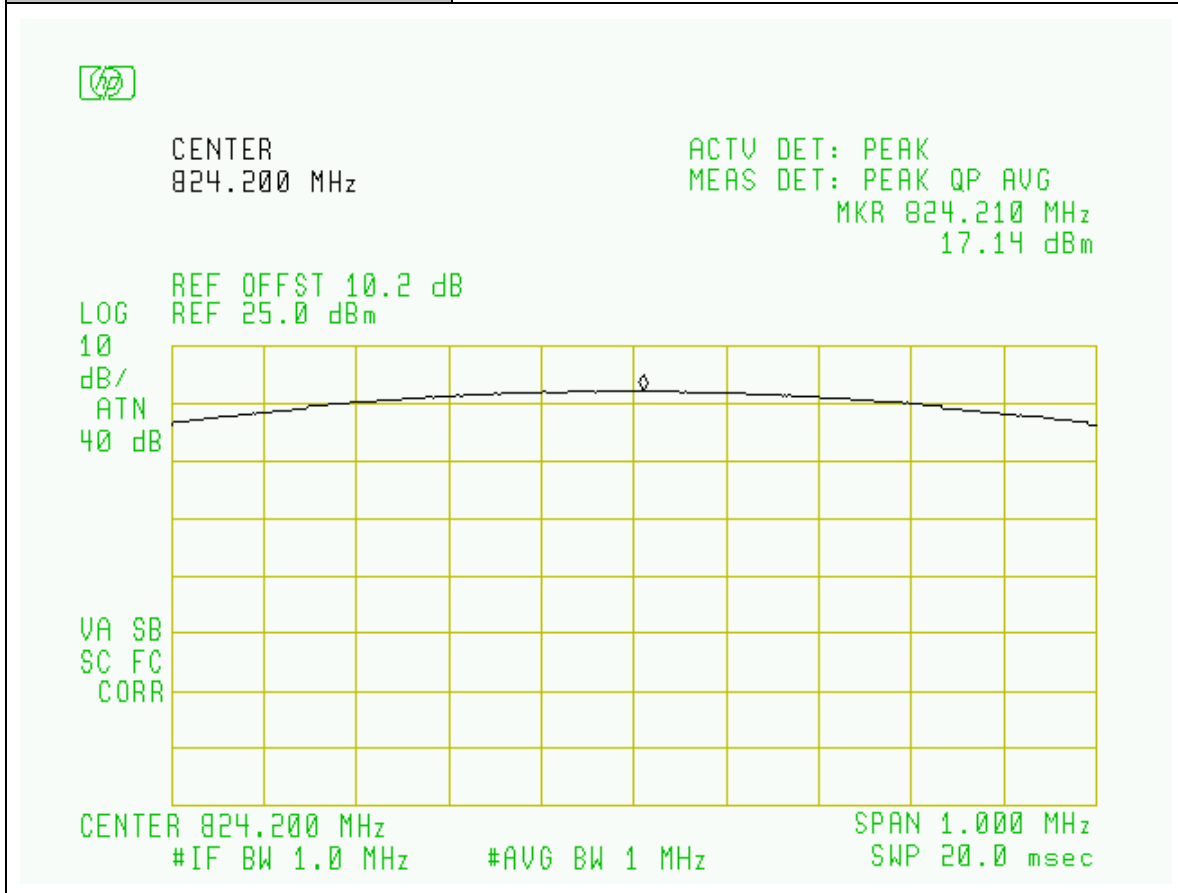
Project Number:	0048-050720-01
EUT:	Shyam Dual Band Home Booster DBHB-20
SN:	DBHBCE001
Tested By:	Wei Li
Temperature:	70° F
Humidity:	30%

Section:	RF Output Power: Cellular Bands
Plot Name:	Uplink, Mid-Channel EDGE Modulation
Configuration:	Server Antenna Connector was connected to SG. Input: -50dBm



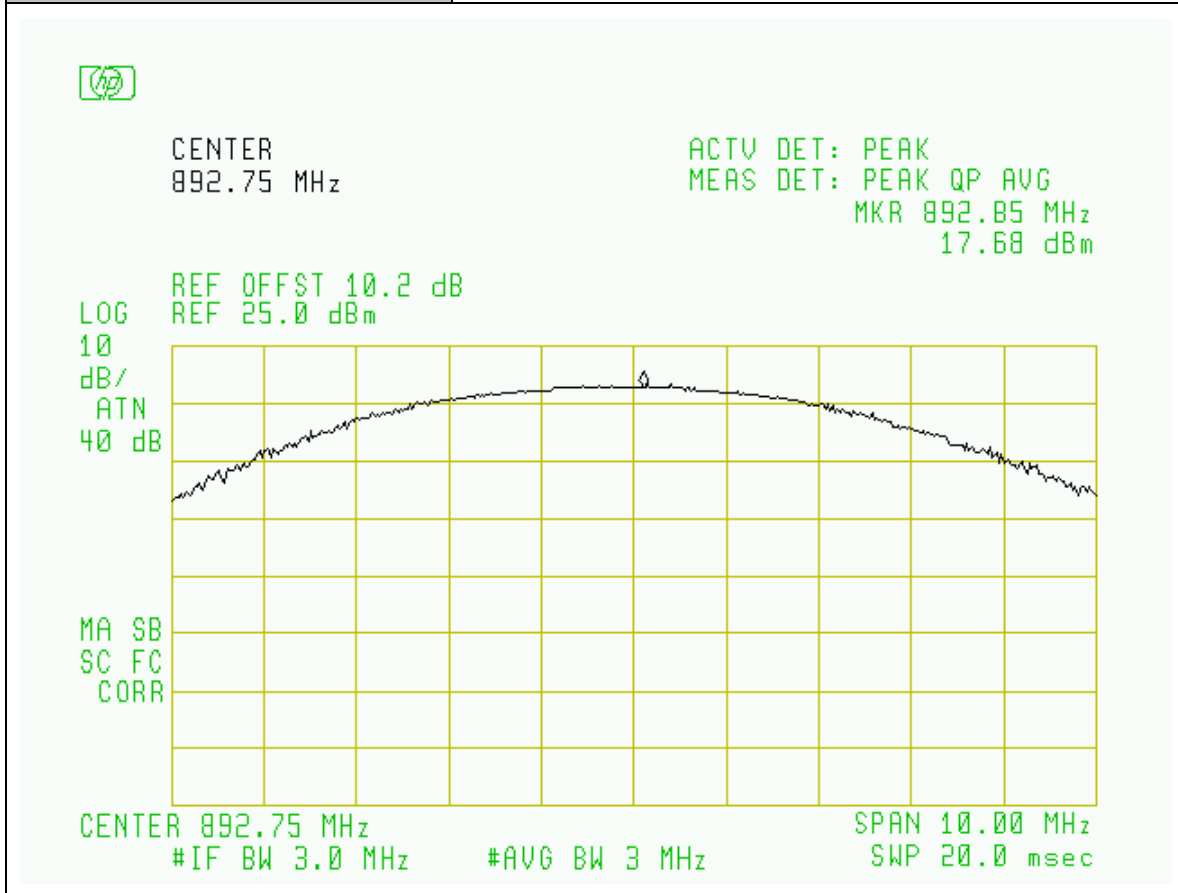
Project Number:	0048-050720-01
EUT:	Shyam Dual Band Home Booster DBHB-20
SN:	DBHBCE001
Tested By:	Wei Li
Temperature:	70° F
Humidity:	30%

Section:	RF Output Power: Cellular Bands
Plot Name:	Uplink, Low-Channel EDGE Modulation
Configuration:	Server Antenna Connector was connected to SG. Input: -50dBm



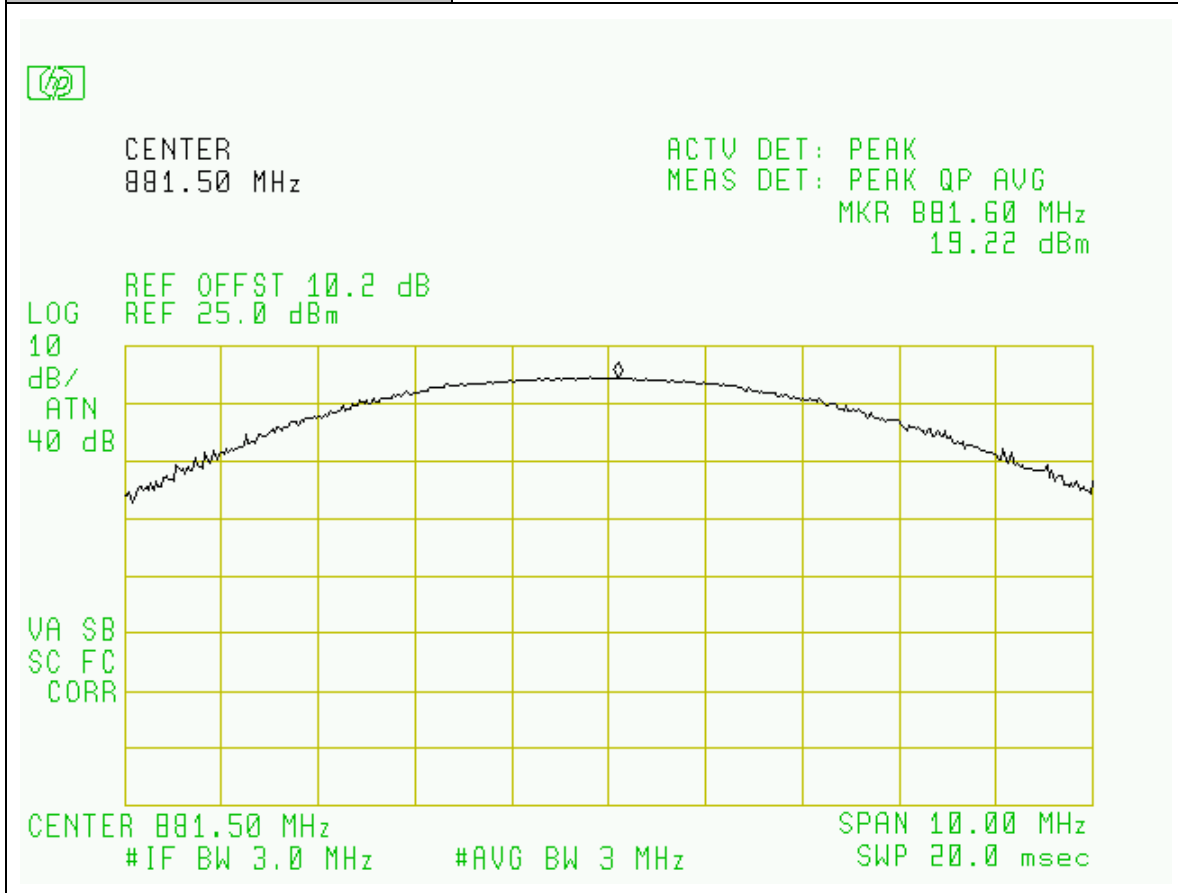
Project Number:	0048-050720-01
EUT:	Shyam Dual Band Home Booster DBHB-20
SN:	DBHBCE001
Tested By:	Wei Li
Temperature:	70° F
Humidity:	30%

Section:	RF Output Power: Cellular Bands
Plot Name:	Downlink, Hi-Channel CDMA Modulation
Configuration:	Donor Antenna Connector was connected to SG. Input: -50dBm



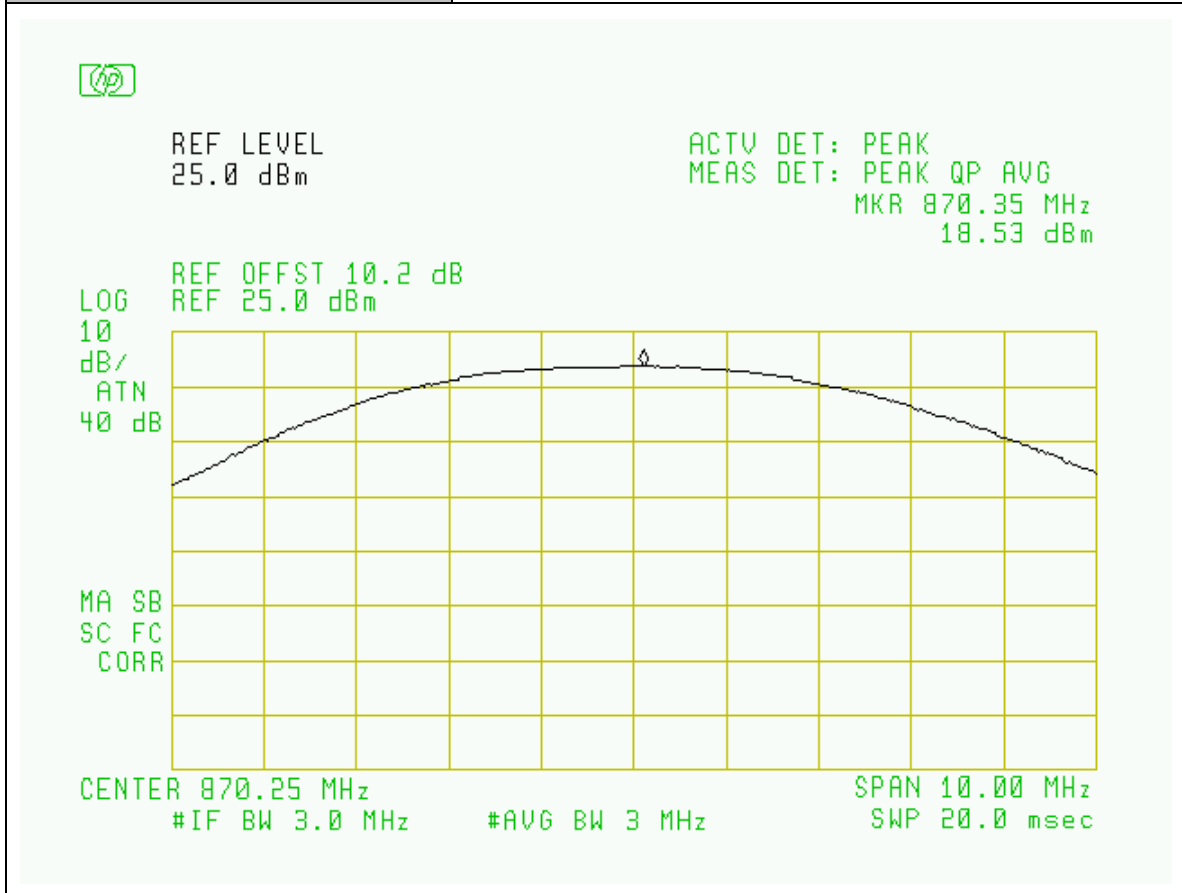
Project Number:	0048-050720-01
EUT:	Shyam Dual Band Home Booster DBHB-20
SN:	DBHBCE001
Tested By:	Wei Li
Temperature:	70° F
Humidity:	30%

Section:	RF Output Power: Cellular Bands
Plot Name:	Downlink, Mid-Channel CDMA Modulation
Configuration:	Donor Antenna Connector was connected to SG. Input: -50dBm



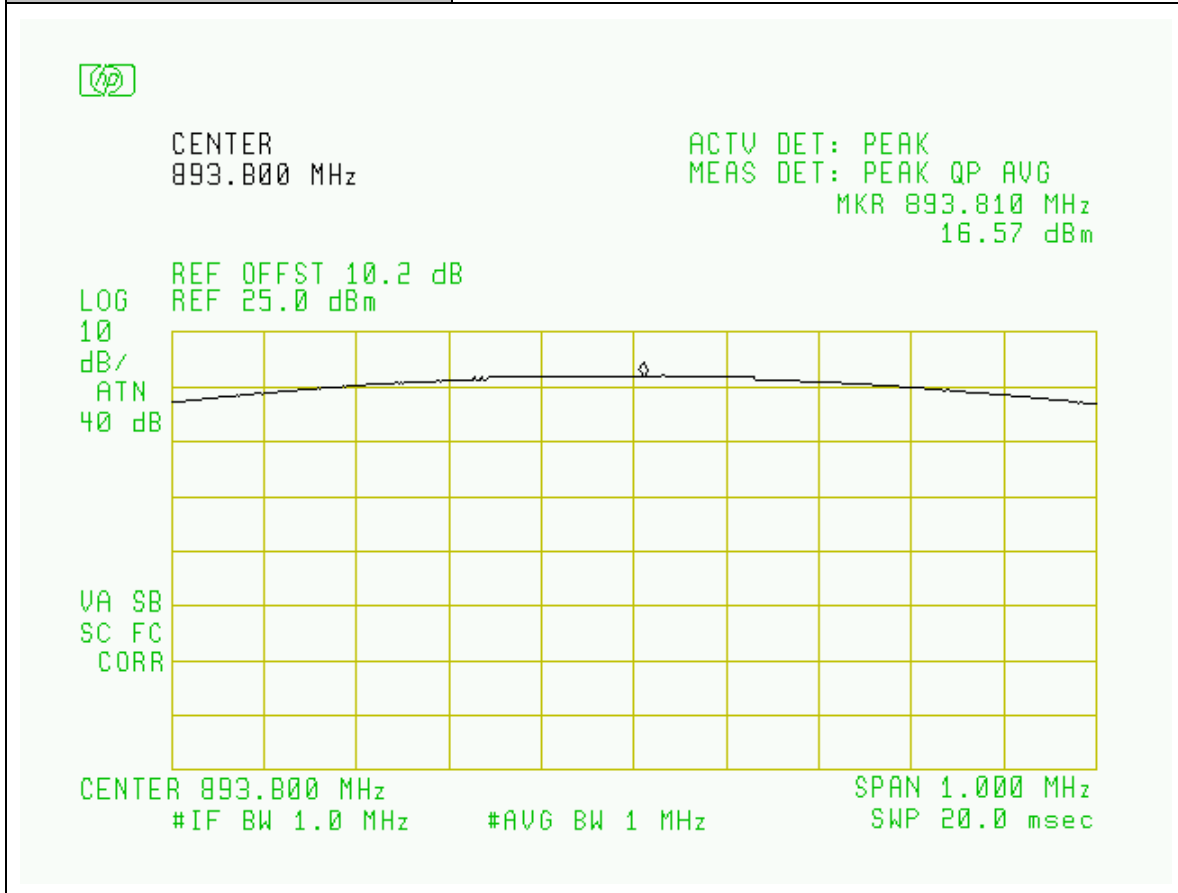
Project Number:	0048-050720-01
EUT:	Shyam Dual Band Home Booster DBHB-20
SN:	DBHBCE001
Tested By:	Wei Li
Temperature:	70°F
Humidity:	30%

Section:	RF Output Power: Cellular Bands
Plot Name:	Downlink, Low-Channel CDMA Modulation
Configuration:	Donor Antenna Connector was connected to SG. Input: -50dBm



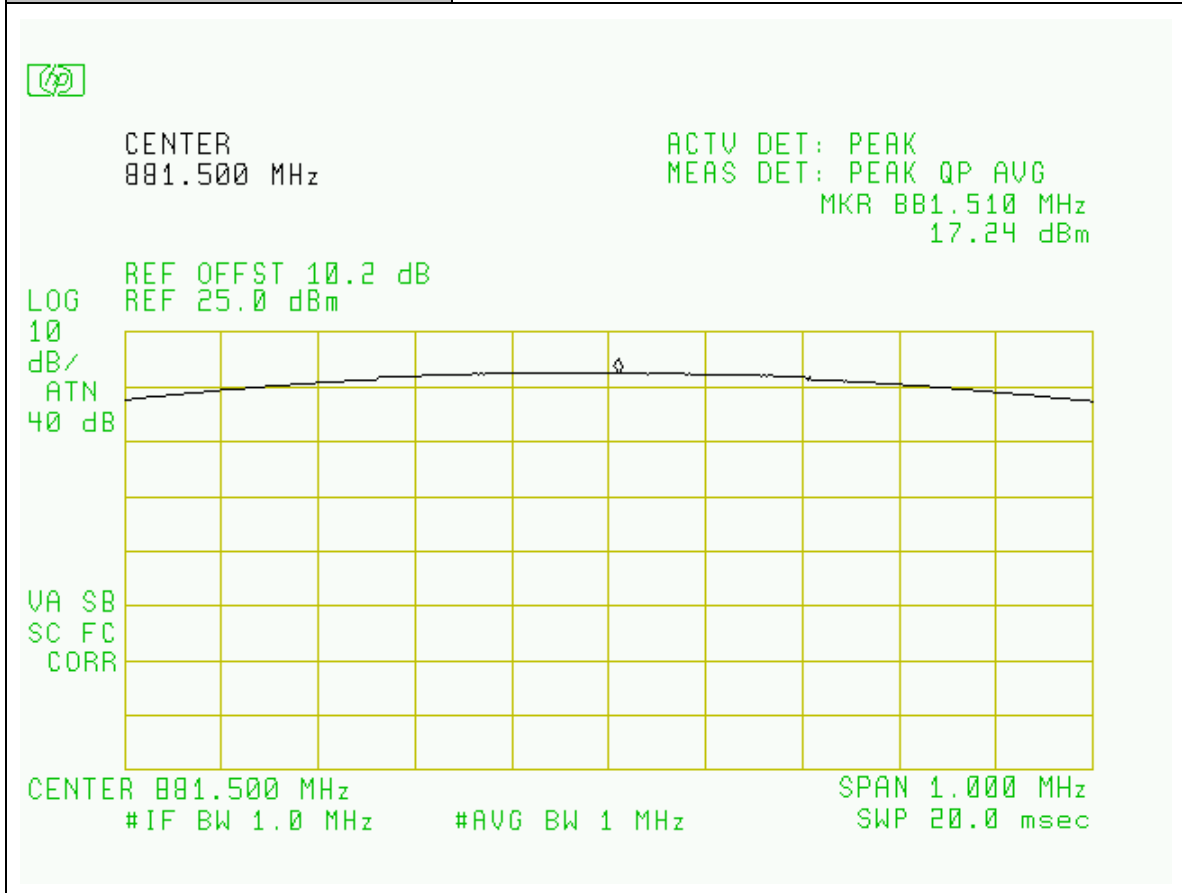
Project Number:	0048-050720-01
EUT:	Shyam Dual Band Home Booster DBHB-20
SN:	DBHBCE001
Tested By:	Wei Li
Temperature:	70° F
Humidity:	30%

Section:	RF Output Power: Cellular Bands
Plot Name:	Downlink, Hi-Channel GSM Modulation
Configuration:	Donor Antenna Connector was connected to SG. Input: -50dBm



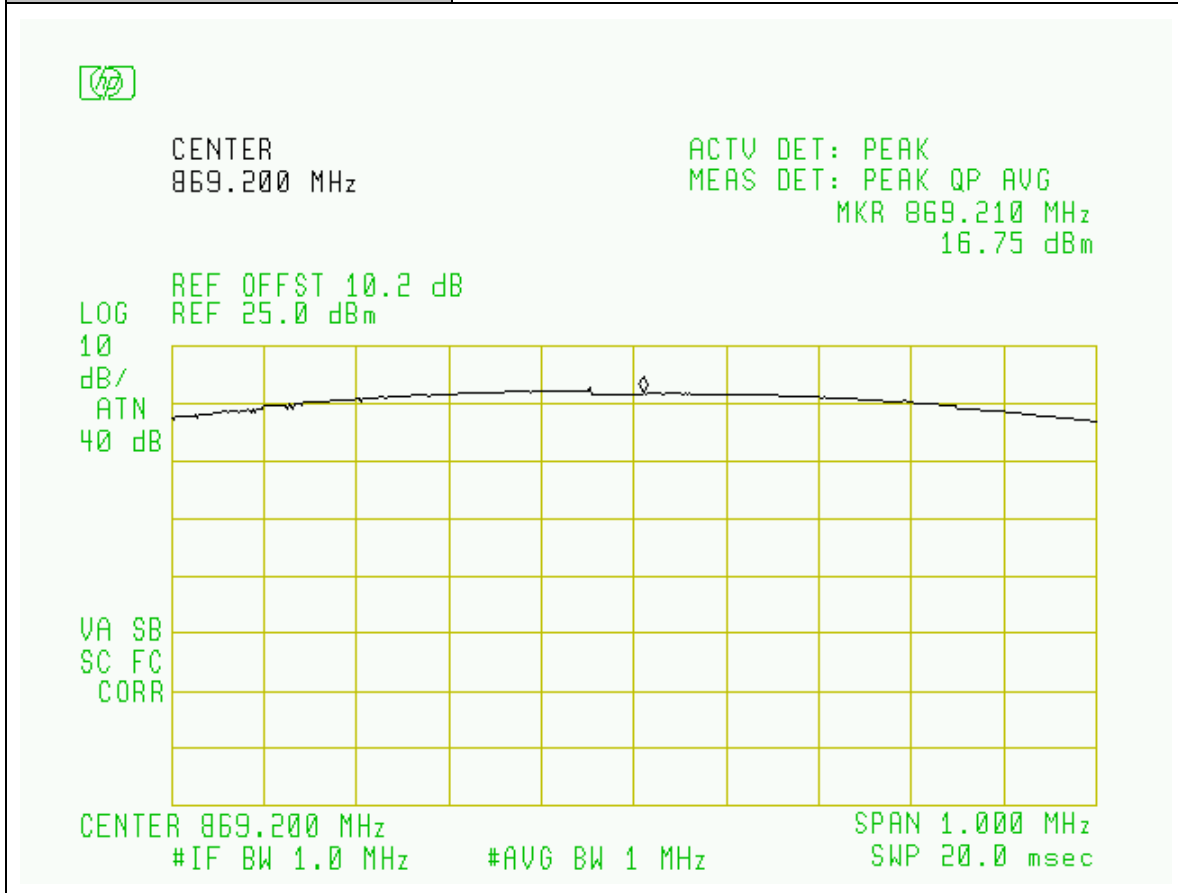
Project Number:	0048-050720-01
EUT:	Shyam Dual Band Home Booster DBHB-20
SN:	DBHBCE001
Tested By:	Wei Li
Temperature:	70° F
Humidity:	30%

Section:	RF Output Power: Cellular Bands
Plot Name:	Downlink, Mid-Channel GSM Modulation
Configuration:	Donor Antenna Connector was connected to SG. Input: -50dBm



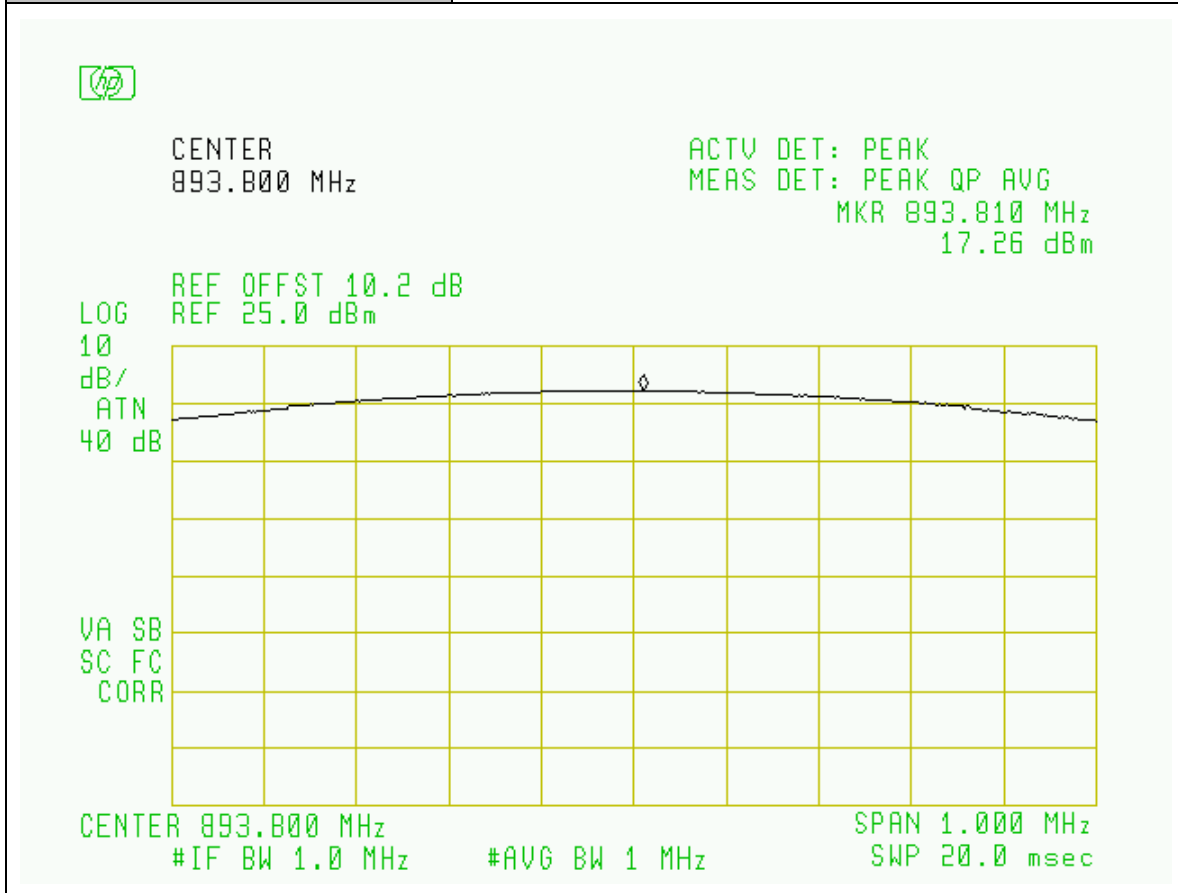
Project Number:	0048-050720-01
EUT:	Shyam Dual Band Home Booster DBHB-20
SN:	DBHBCE001
Tested By:	Wei Li
Temperature:	70°F
Humidity:	30%

Section:	RF Output Power: Cellular Bands
Plot Name:	Downlink, Low-Channel GSM Modulation
Configuration:	Donor Antenna Connector was connected to SG. Input: -50dBm



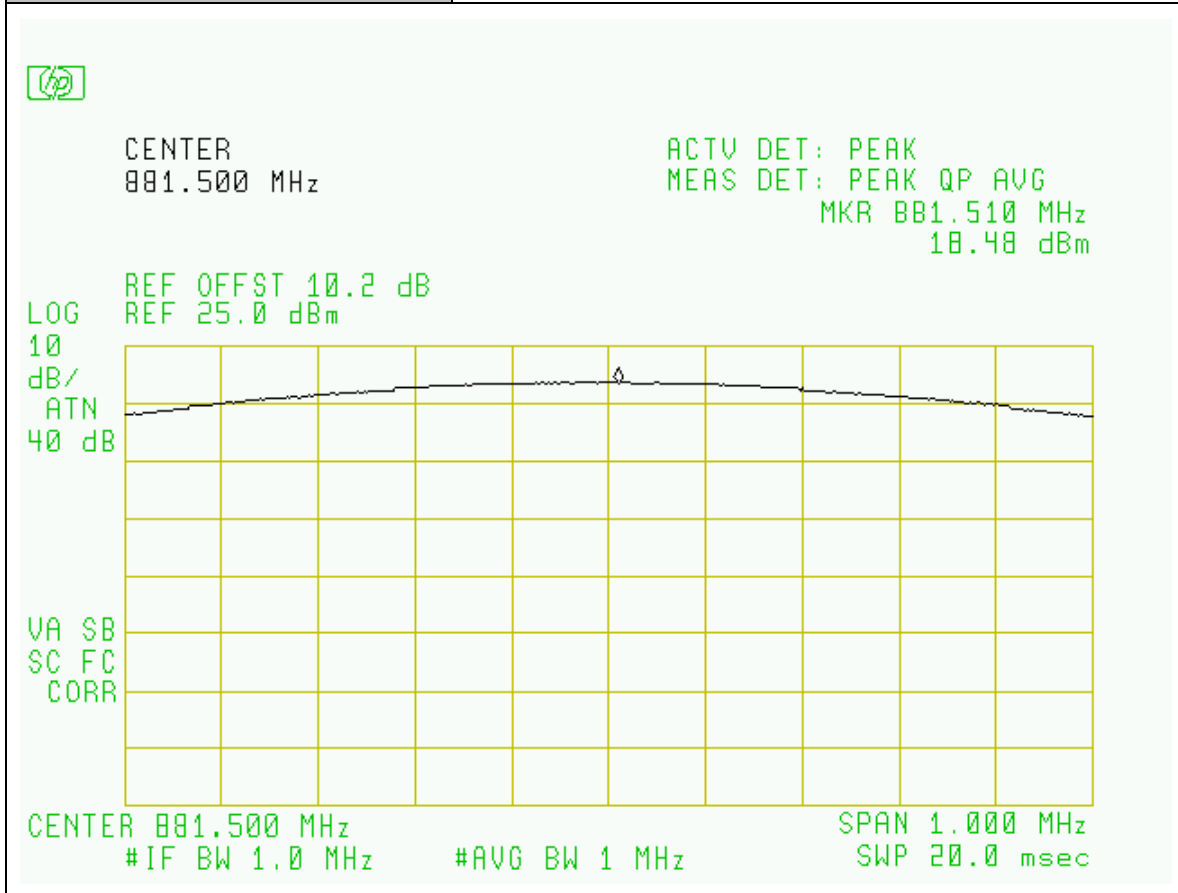
Project Number:	0048-050720-01
EUT:	Shyam Dual Band Home Booster DBHB-20
SN:	DBHBCE001
Tested By:	Wei Li
Temperature:	70°F
Humidity:	30%

Section:	RF Output Power: Cellular Bands
Plot Name:	Downlink, Hi-Channel EDGE Modulation
Configuration:	Donor Antenna Connector was connected to SG. Input: -50dBm



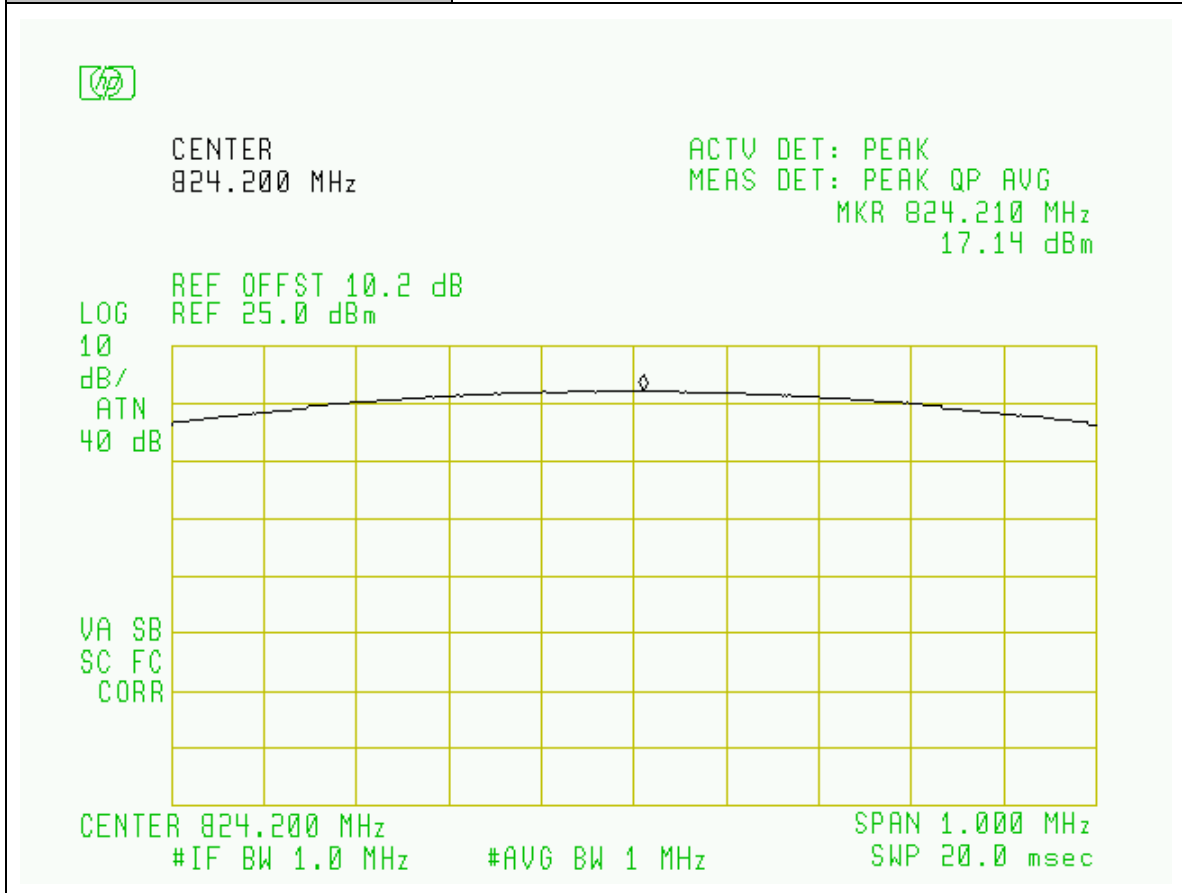
Project Number:	0048-050720-01
EUT:	Shyam Dual Band Home Booster DBHB-20
SN:	DBHBCE001
Tested By:	Wei Li
Temperature:	70° F
Humidity:	30%

Section:	RF Output Power: Cellular Bands
Plot Name:	Downlink, Mid-Channel EDGE Modulation
Configuration:	Donor Antenna Connector was connected to SG. Input: -50dBm



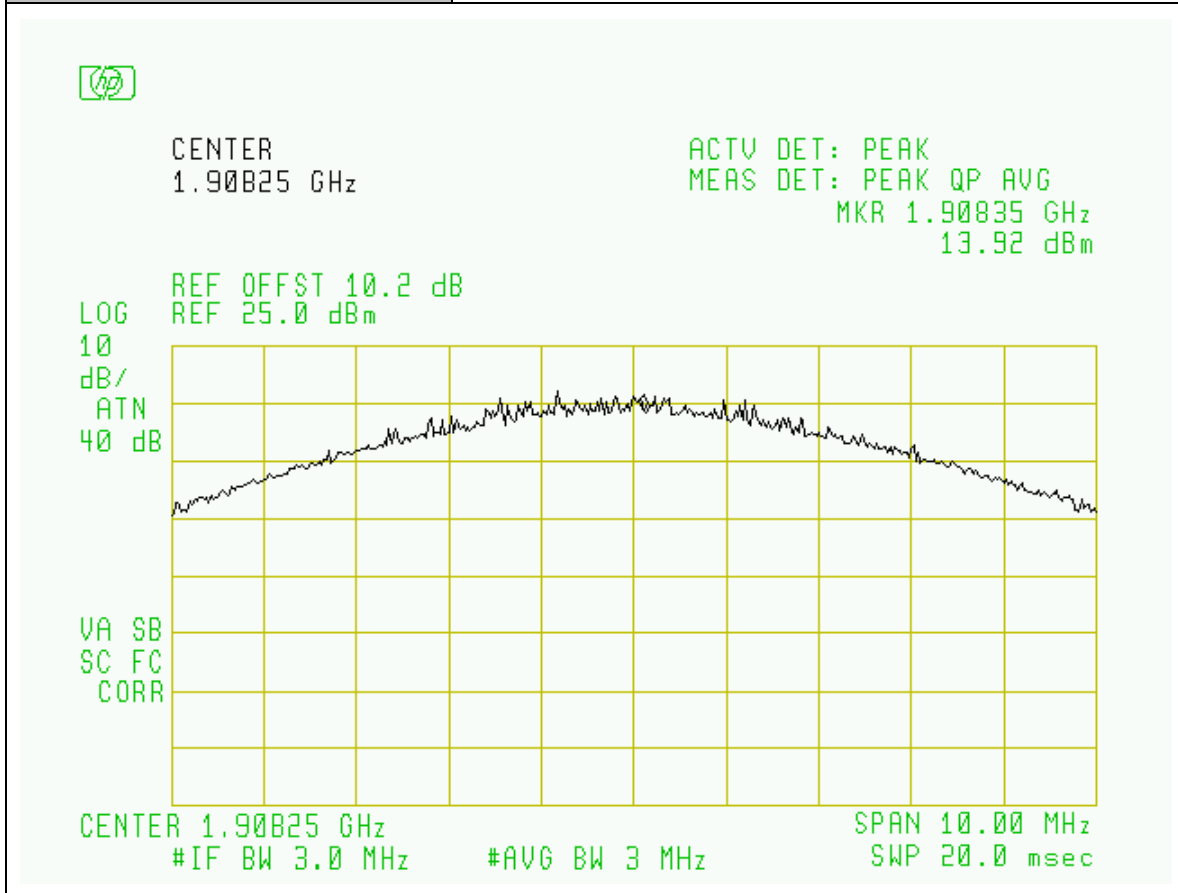
Project Number:	0048-050720-01
EUT:	Shyam Dual Band Home Booster DBHB-20
SN:	DBHBCE001
Tested By:	Wei Li
Temperature:	70° F
Humidity:	30%

Section:	RF Output Power: Cellular Bands
Plot Name:	Downlink, Low-Channel EDGE Modulation
Configuration:	Donor Antenna Connector was connected to SG. Input: -50dBm



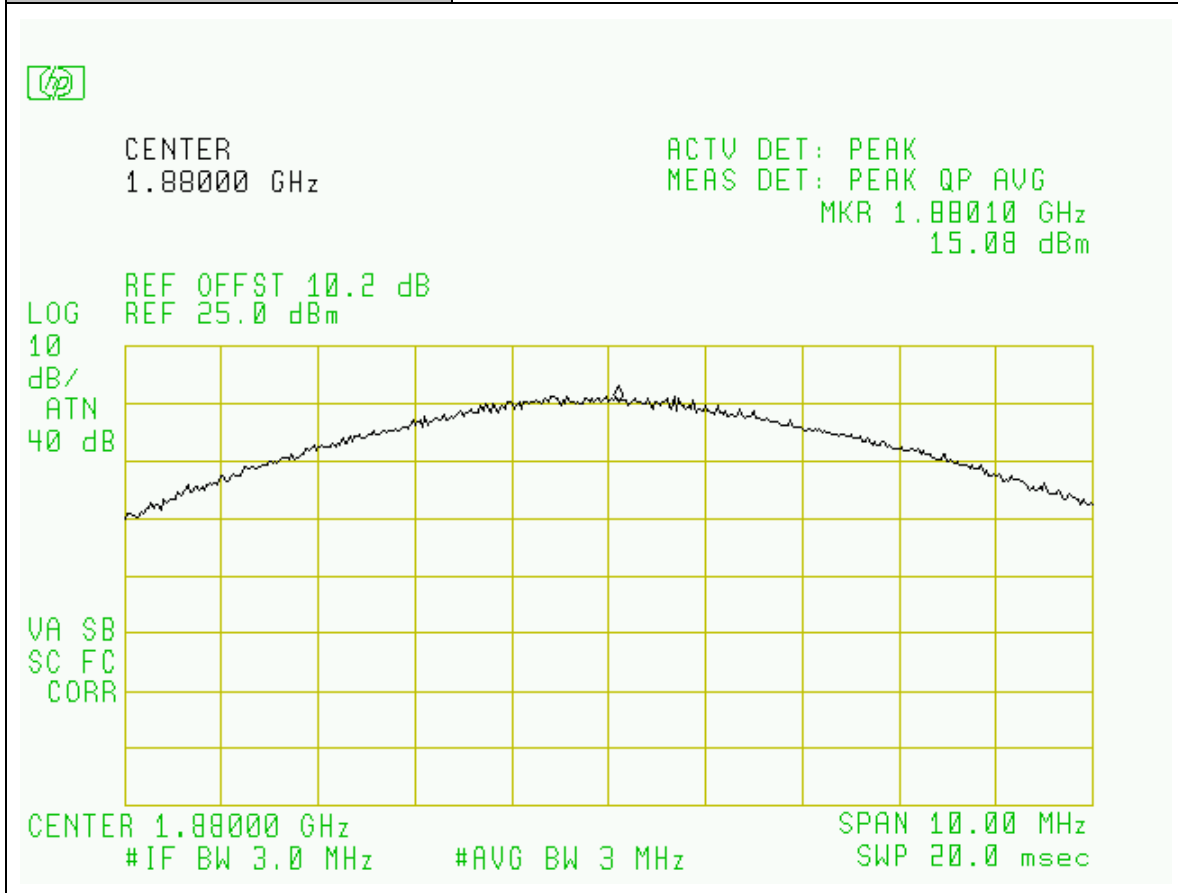
Project Number:	0048-050720-01
EUT:	Shyam Dual Band Home Booster DBHB-20
SN:	DBHBCE001
Tested By:	Wei Li
Temperature:	70° F
Humidity:	30%

Section:	RF Output Power: PCS Bands
Plot Name:	Uplink, Hi-Channel CDMA Modulation
Configuration:	Server Antenna Connector was connected to SG. Input: -50dBm



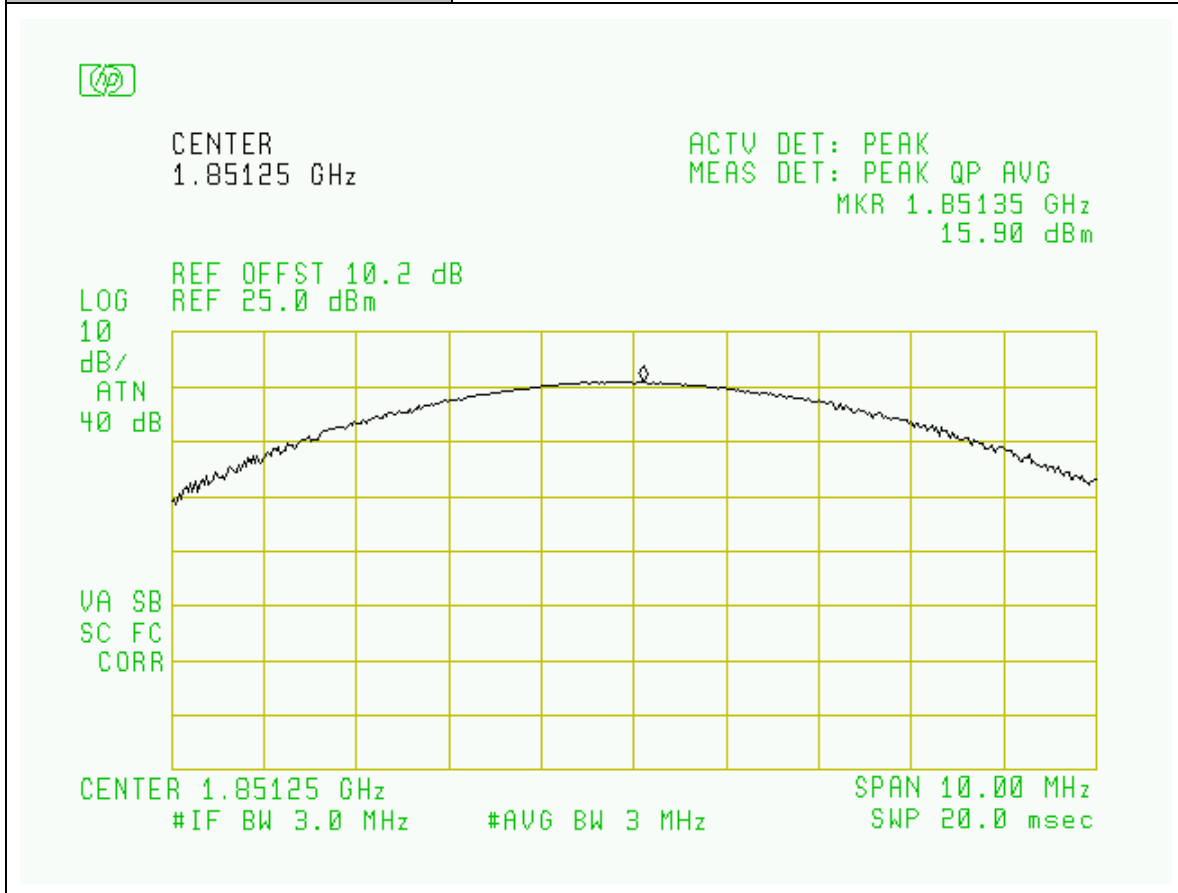
Project Number:	0048-050720-01
EUT:	Shyam Dual Band Home Booster DBHB-20
SN:	DBHBCE001
Tested By:	Wei Li
Temperature:	70° F
Humidity:	30%

Section:	RF Output Power: PCS Bands
Plot Name:	Uplink, Mid-Channel CDMA Modulation
Configuration:	Server Antenna Connector was connected to SG. Input: -50dBm



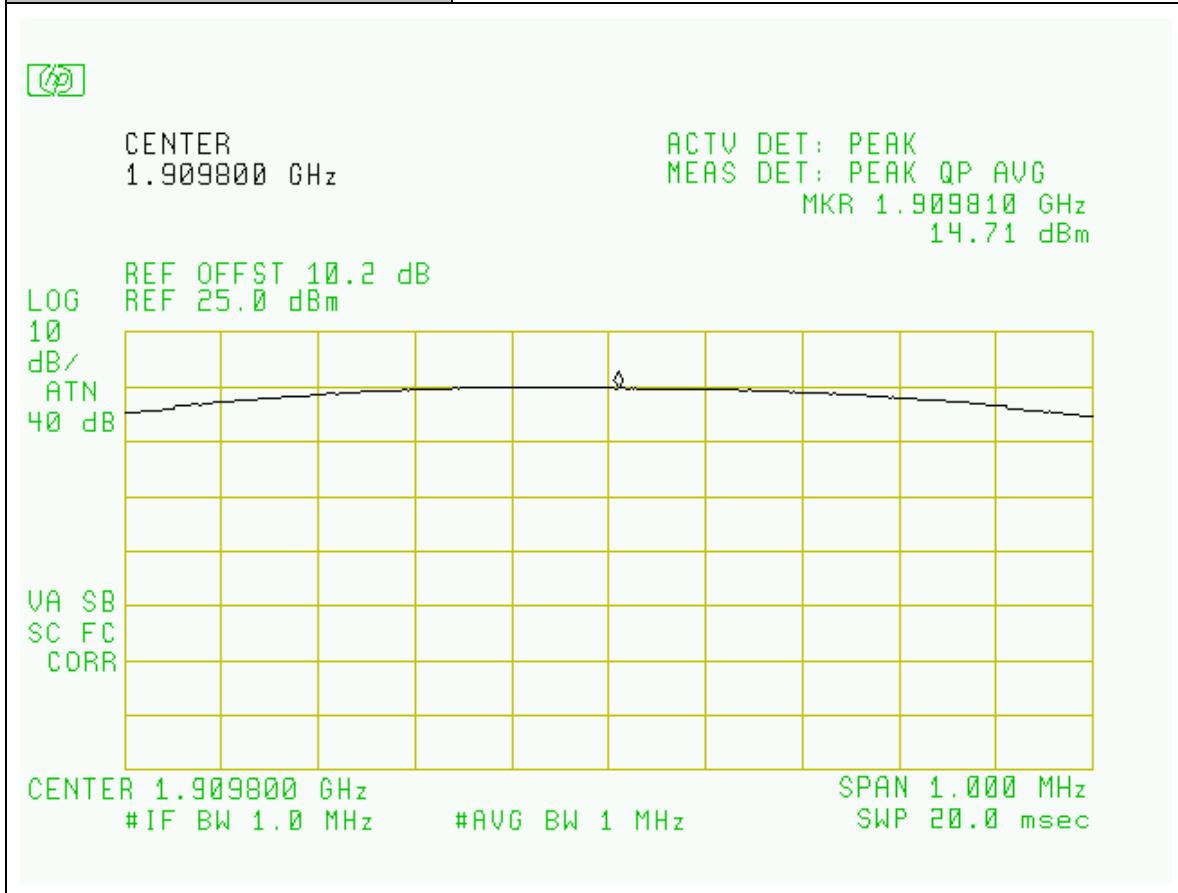
Project Number:	0048-050720-01
EUT:	Shyam Dual Band Home Booster DBHB-20
SN:	DBHBCE001
Tested By:	Wei Li
Temperature:	70° F
Humidity:	30%

Section:	RF Output Power: PCS Bands
Plot Name:	Uplink, Low-Channel CDMA Modulation
Configuration:	Server Antenna Connector was connected to SG. Input: -50dBm



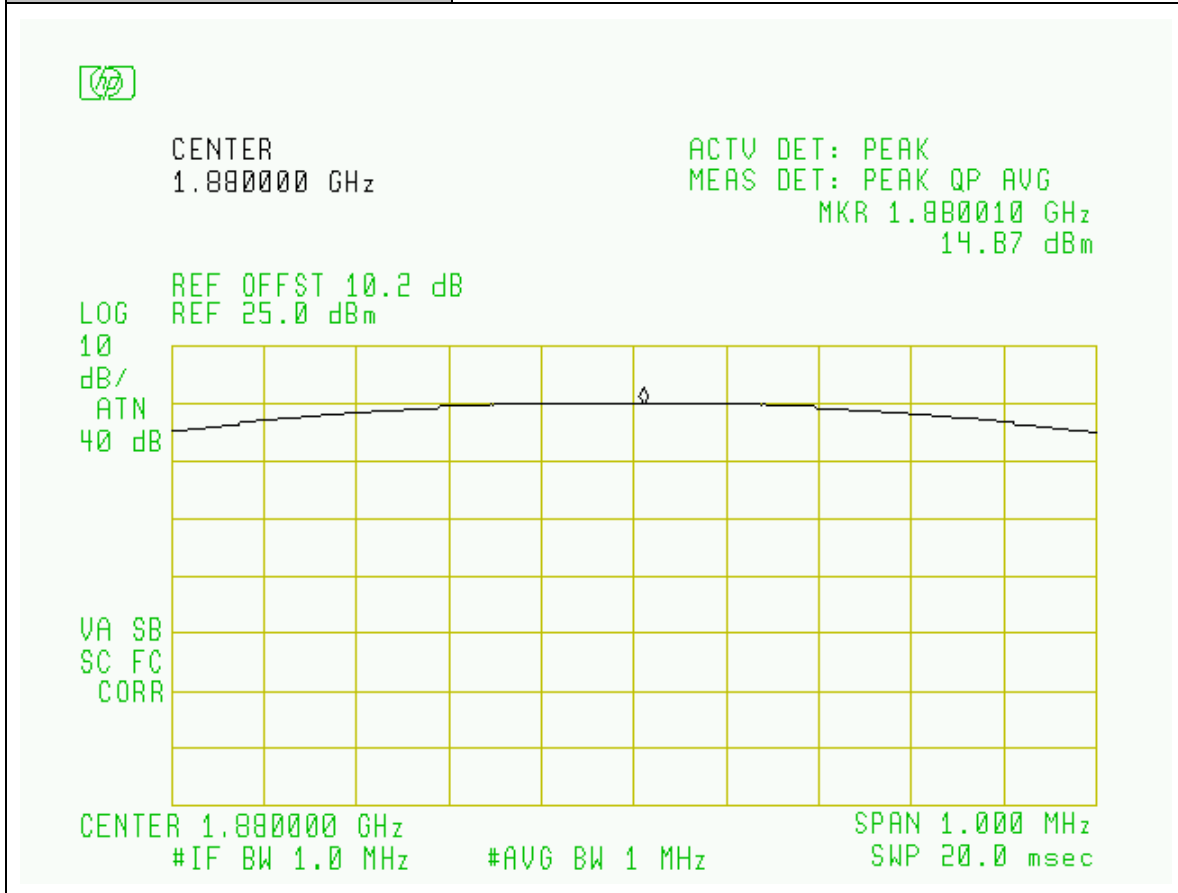
Project Number:	0048-050720-01
EUT:	Shyam Dual Band Home Booster DBHB-20
SN:	DBHBCE001
Tested By:	Wei Li
Temperature:	70° F
Humidity:	30%

Section:	RF Output Power: PCS Bands
Plot Name:	Uplink, Hi-Channel GSM Modulation
Configuration:	Server Antenna Connector was connected to SG. Input: -50dBm



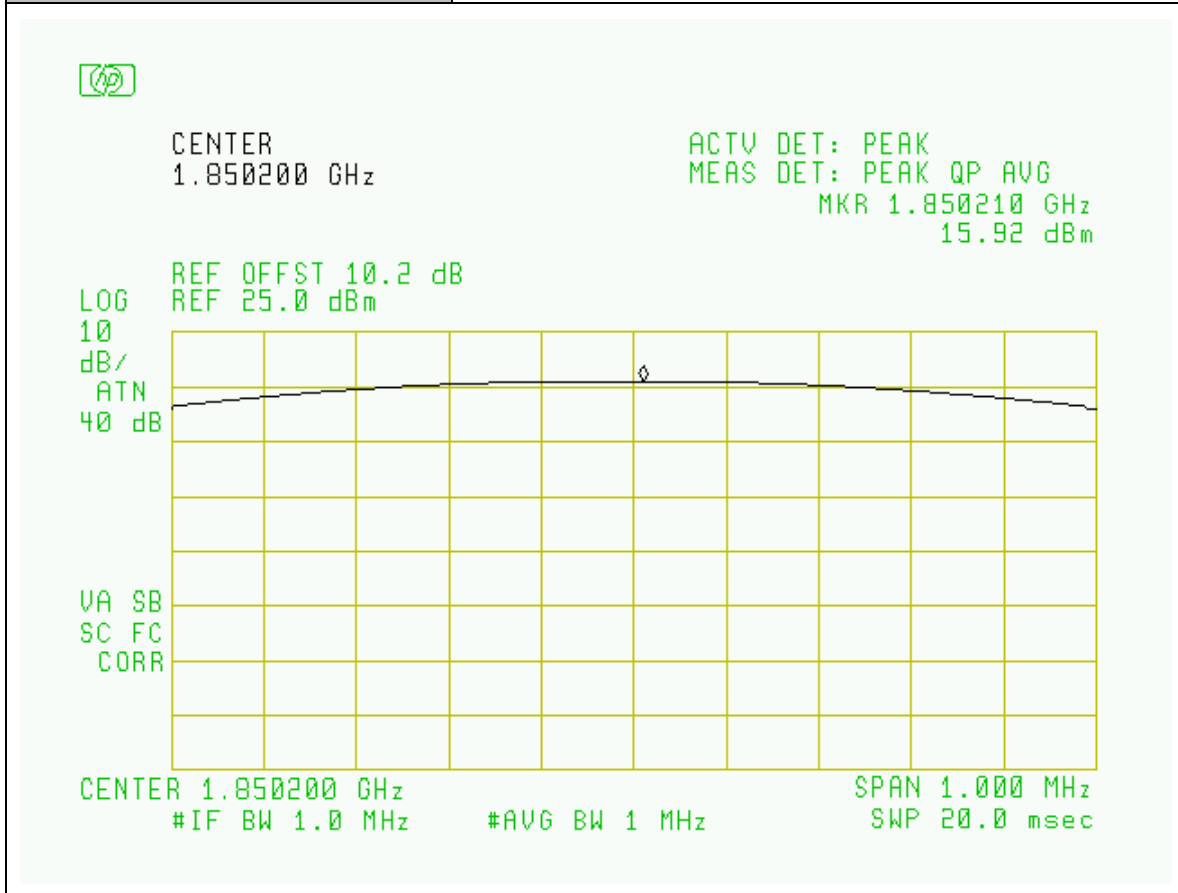
Project Number:	0048-050720-01
EUT:	Shyam Dual Band Home Booster DBHB-20
SN:	DBHBCE001
Tested By:	Wei Li
Temperature:	70° F
Humidity:	30%

Section:	RF Output Power: PCS Bands
Plot Name:	Uplink, Mid-Channel GSM Modulation
Configuration:	Server Antenna Connector was connected to SG. Input: -50dBm



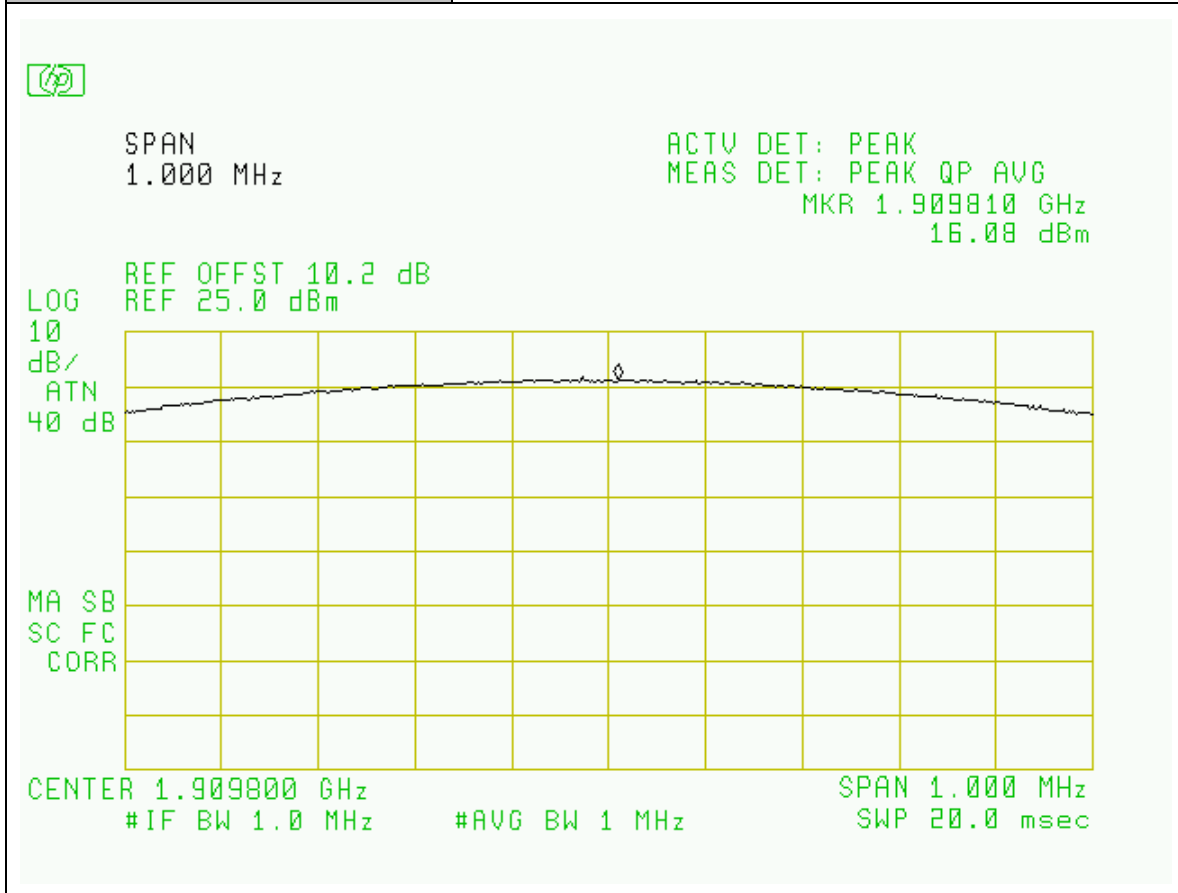
Project Number:	0048-050720-01
EUT:	Shyam Dual Band Home Booster DBHB-20
SN:	DBHBCE001
Tested By:	Wei Li
Temperature:	70°F
Humidity:	30%

Section:	RF Output Power: PCS Bands
Plot Name:	Uplink, Low-Channel GSM Modulation
Configuration:	Server Antenna Connector was connected to SG. Input: -50dBm



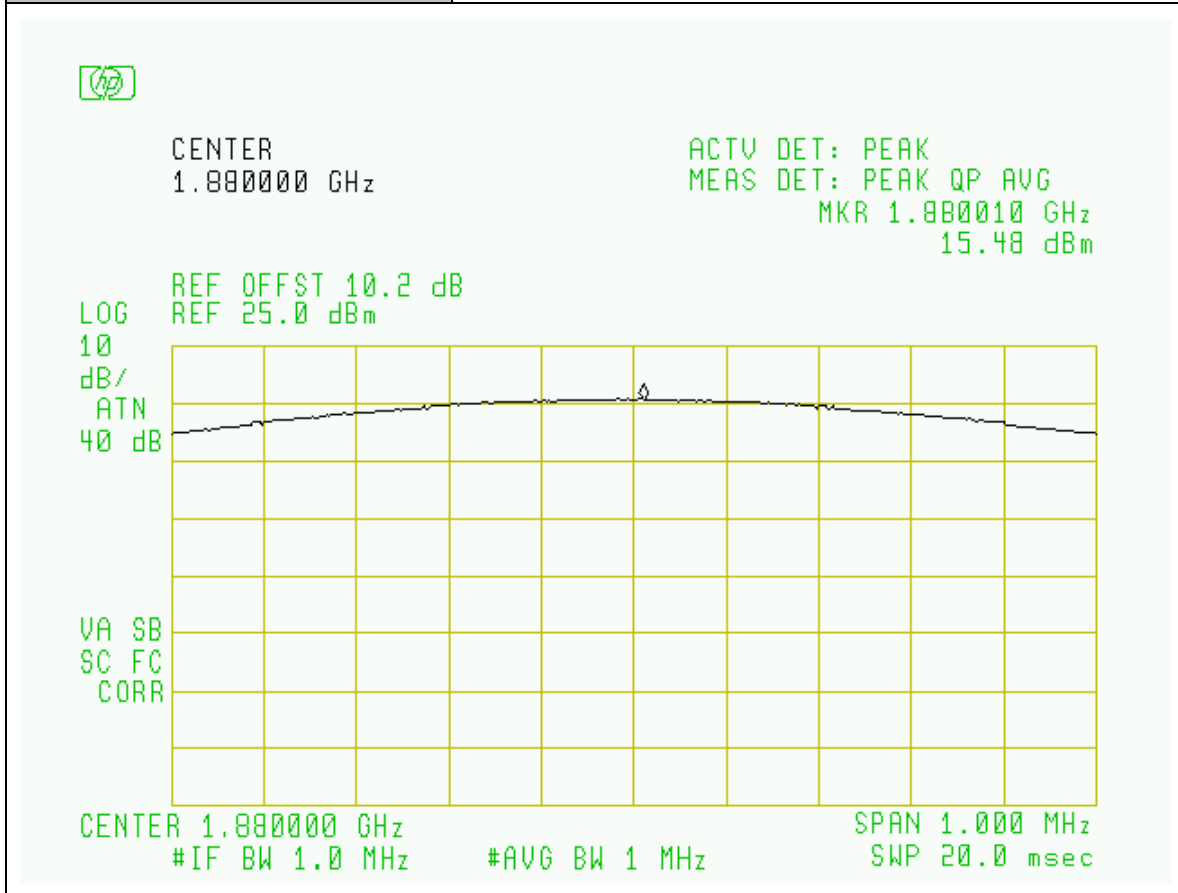
Project Number:	0048-050720-01
EUT:	Shyam Dual Band Home Booster DBHB-20
SN:	DBHBCE001
Tested By:	Wei Li
Temperature:	70° F
Humidity:	30%

Section:	RF Output Power: PCS Bands
Plot Name:	Uplink, Hi-Channel EDGE Modulation
Configuration:	Server Antenna Connector was connected to SG. Input: -50dBm



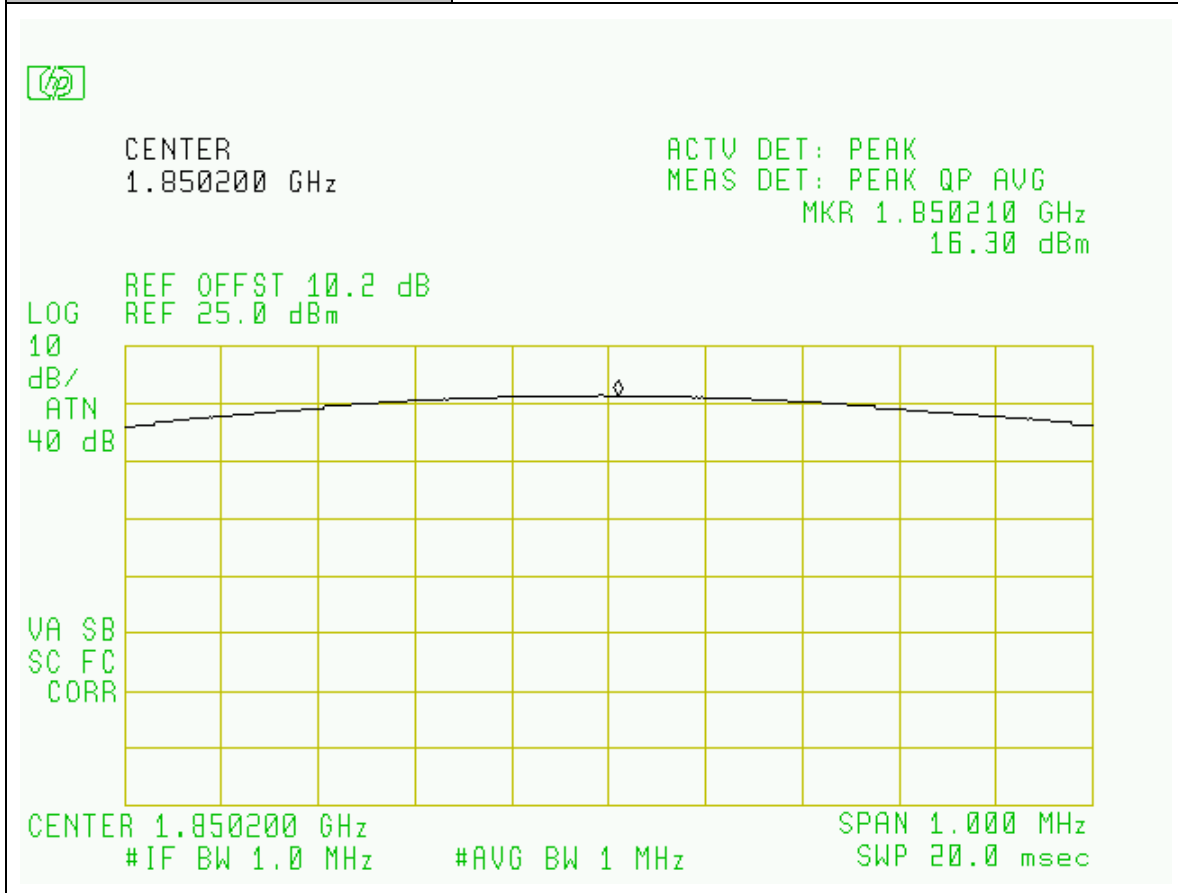
Project Number:	0048-050720-01
EUT:	Shyam Dual Band Home Booster DBHB-20
SN:	DBHBCE001
Tested By:	Wei Li
Temperature:	70°F
Humidity:	30%

Section:	RF Output Power: PCS Bands
Plot Name:	Uplink, Mid-Channel EDGE Modulation
Configuration:	Server Antenna Connector was connected to SG. Input: -50dBm



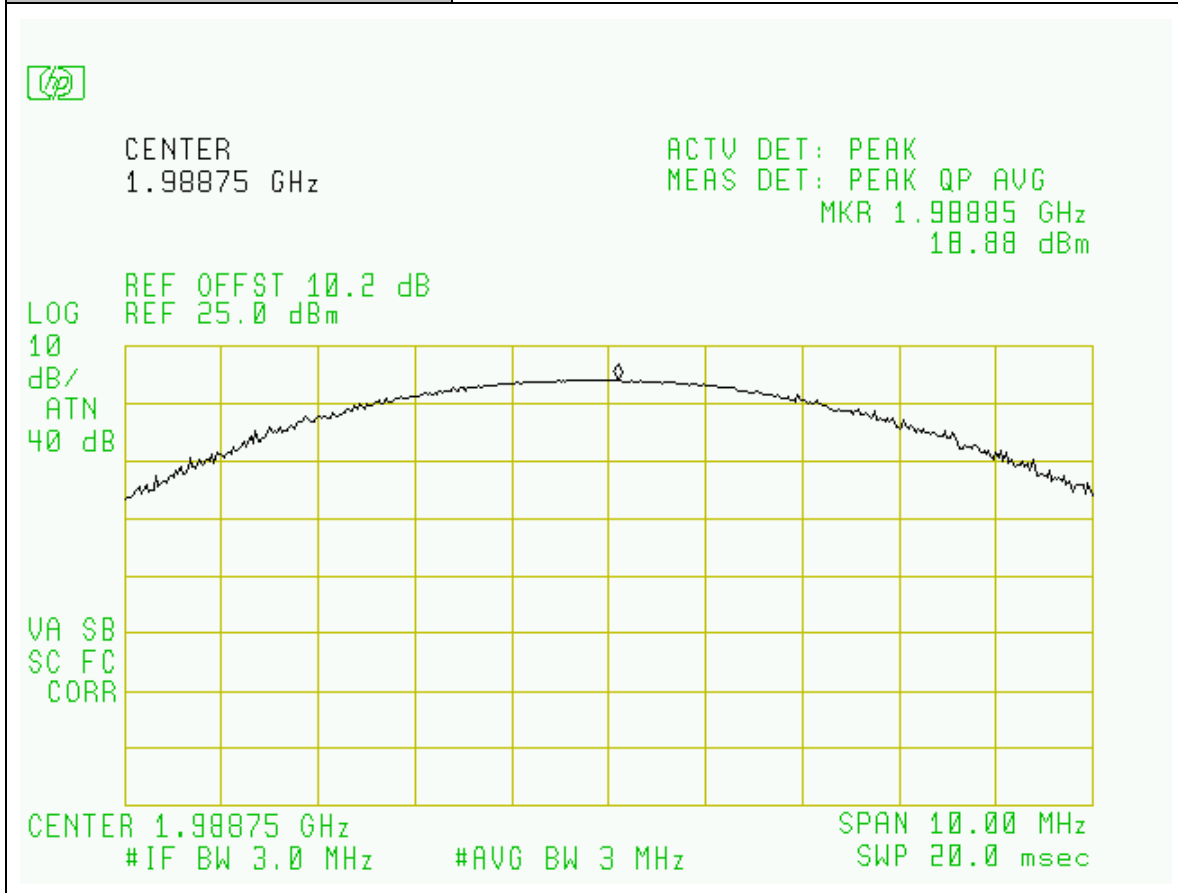
Project Number:	0048-050720-01
EUT:	Shyam Dual Band Home Booster DBHB-20
SN:	DBHBCE001
Tested By:	Wei Li
Temperature:	70° F
Humidity:	30%

Section:	RF Output Power: PCS Bands
Plot Name:	Uplink, Low-Channel EDGE Modulation
Configuration:	Server Antenna Connector was connected to SG. Input: -50dBm



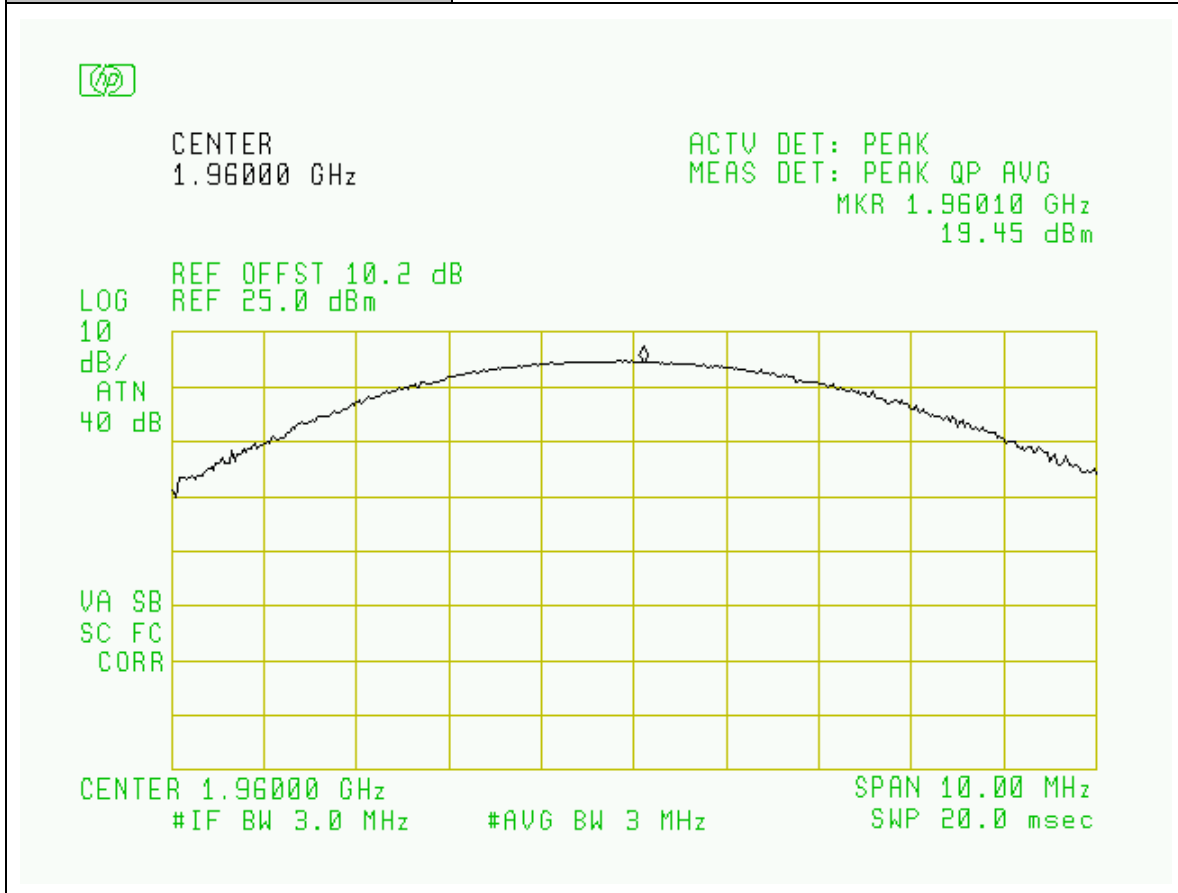
Project Number:	0048-050720-01
EUT:	Shyam Dual Band Home Booster DBHB-20
SN:	DBHBCE001
Tested By:	Wei Li
Temperature:	70° F
Humidity:	30%

Section:	RF Output Power: PCS Bands
Plot Name:	Downlink, Hi-Channel CDMA Modulation
Configuration:	Donor Antenna Connector was connected to SG. Input: -50dBm



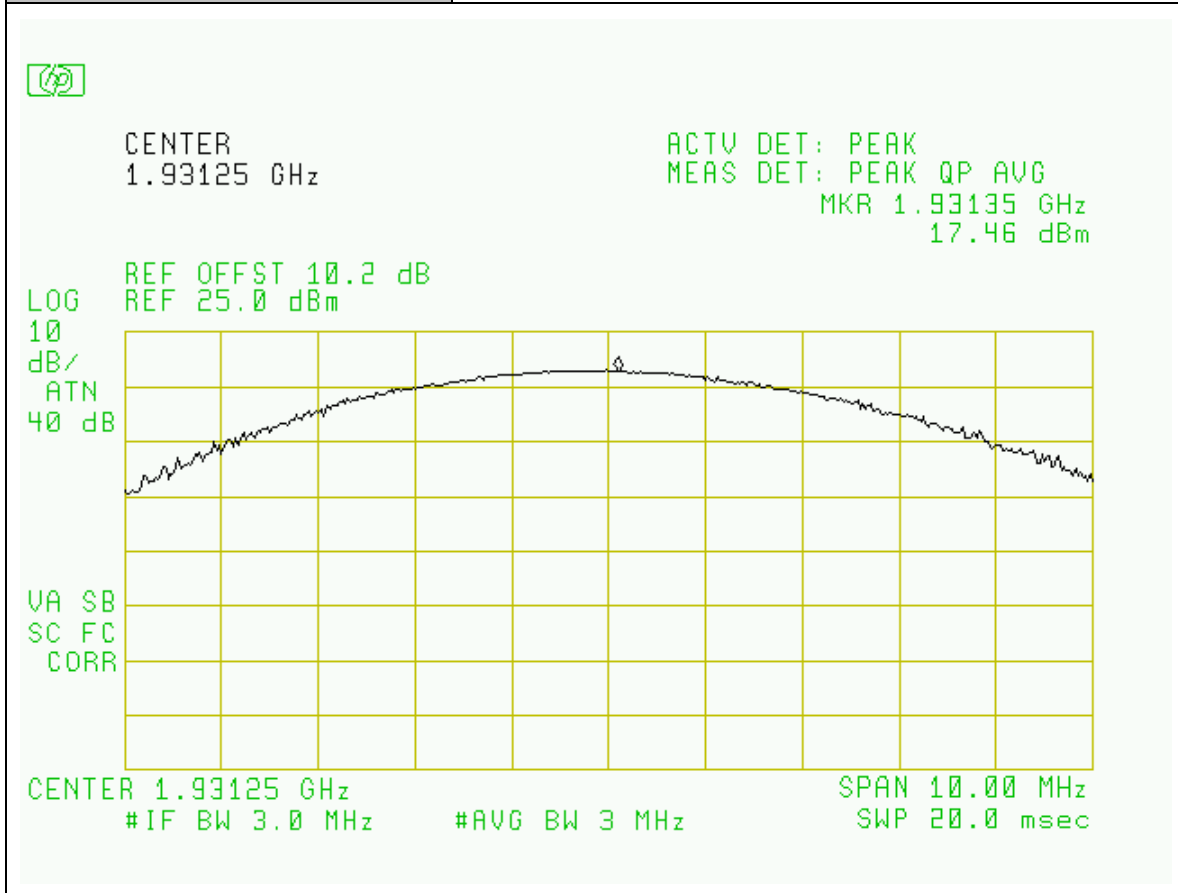
Project Number:	0048-050720-01
EUT:	Shyam Dual Band Home Booster DBHB-20
SN:	DBHBCE001
Tested By:	Wei Li
Temperature:	70°F
Humidity:	30%

Section:	RF Output Power: PCS Bands
Plot Name:	Downlink, Mid-Channel CDMA Modulation
Configuration:	Donor Antenna Connector was connected to SG. Input: -50dBm



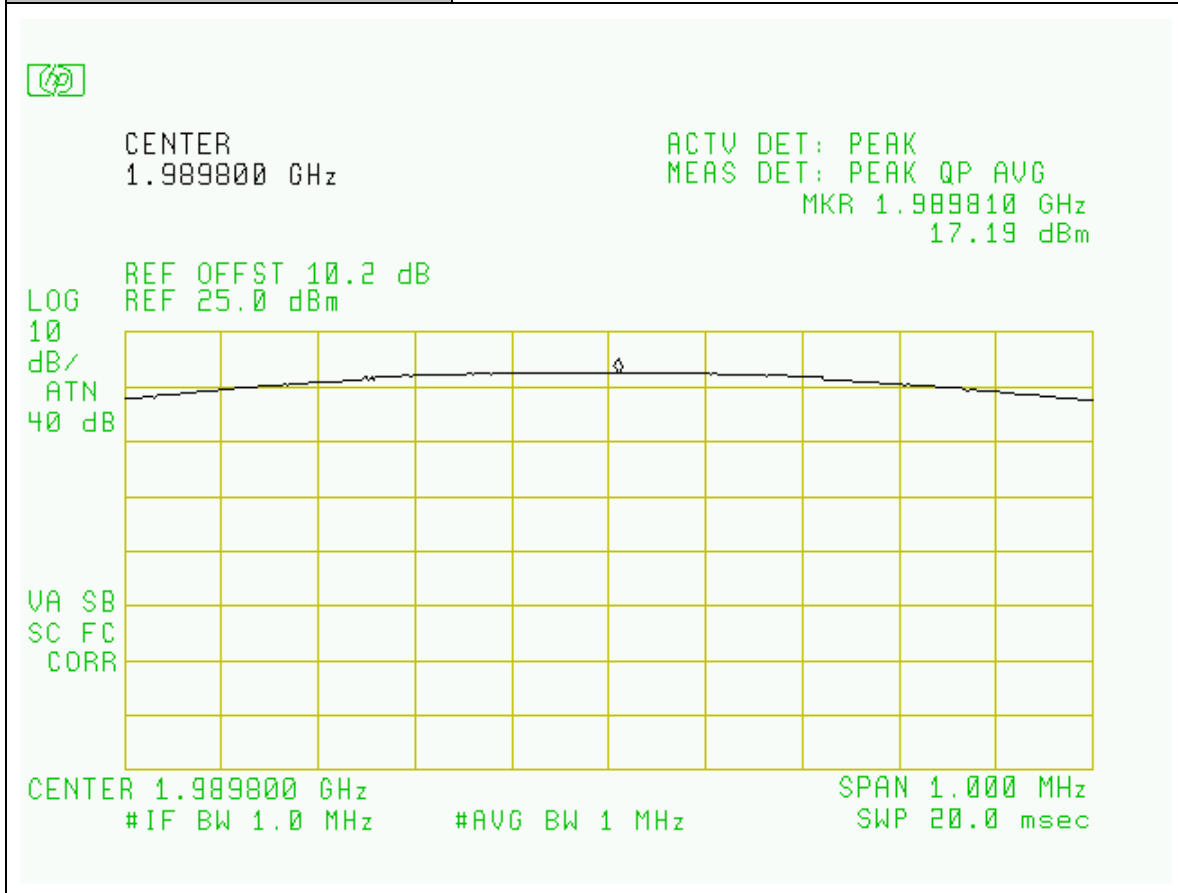
Project Number:	0048-050720-01
EUT:	Shyam Dual Band Home Booster DBHB-20
SN:	DBHBCE001
Tested By:	Wei Li
Temperature:	70° F
Humidity:	30%

Section:	RF Output Power: PCS Bands
Plot Name:	Downlink, Low-Channel CDMA Modulation
Configuration:	Donor Antenna Connector was connected to SG. Input: -50dBm



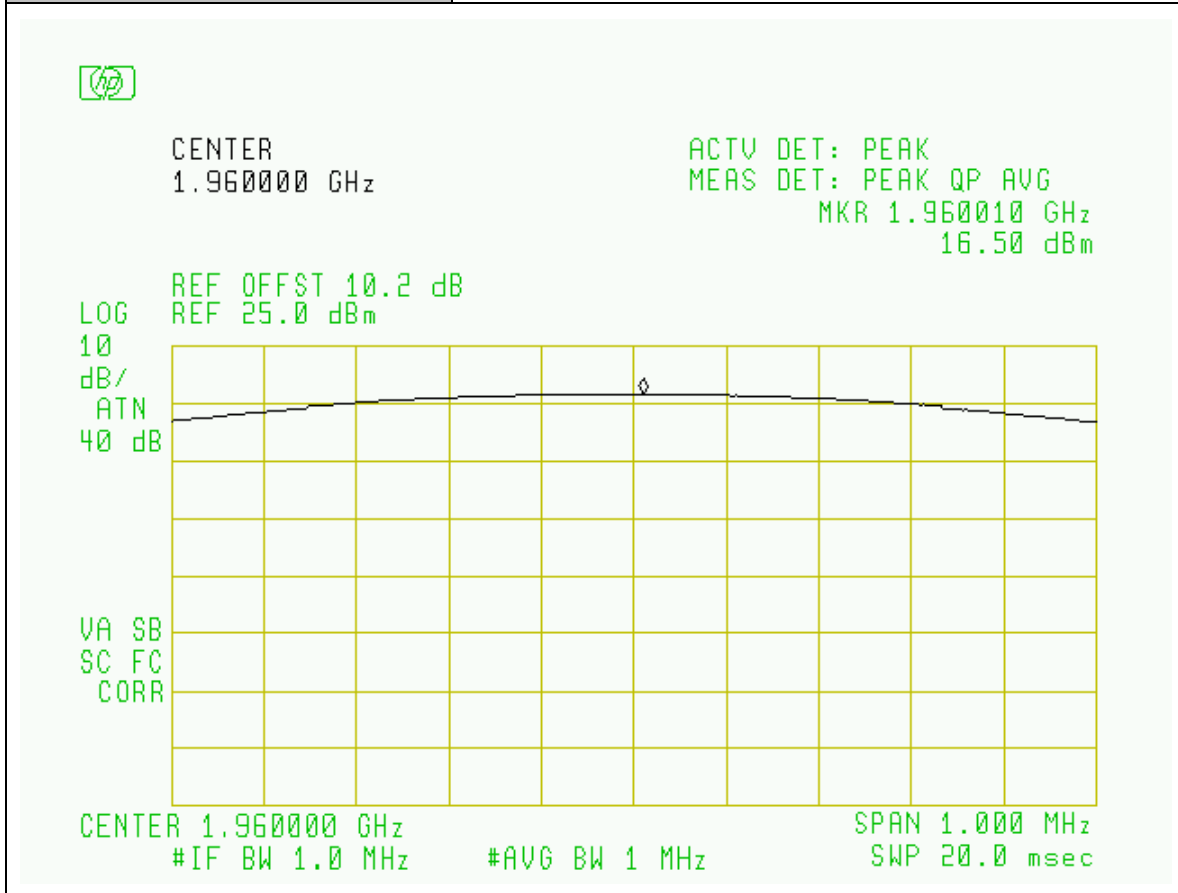
Project Number:	0048-050720-01
EUT:	Shyam Dual Band Home Booster DBHB-20
SN:	DBHBCE001
Tested By:	Wei Li
Temperature:	70° F
Humidity:	30%

Section:	RF Output Power: PCS Bands
Plot Name:	Downlink, Hi-Channel GSM Modulation
Configuration:	Donor Antenna Connector was connected to SG. Input: -50dBm



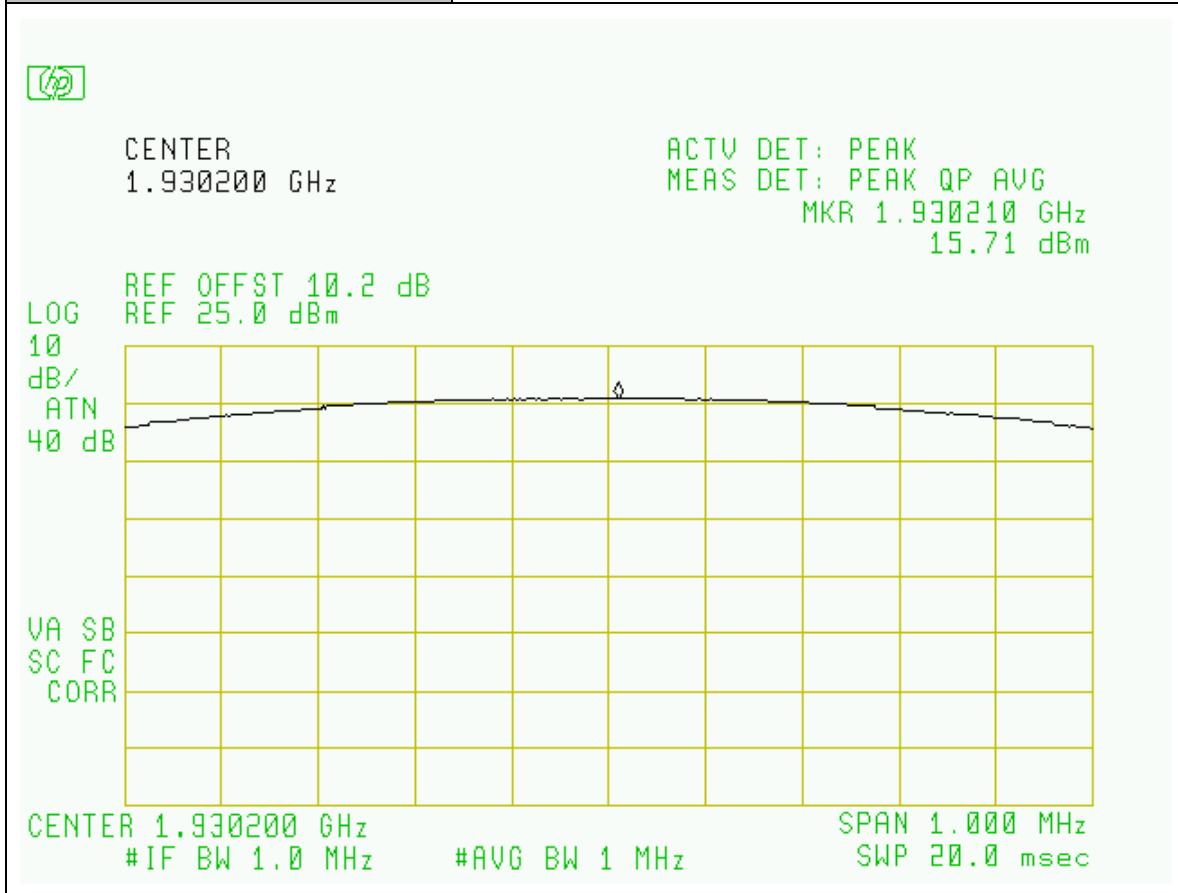
Project Number:	0048-050720-01
EUT:	Shyam Dual Band Home Booster DBHB-20
SN:	DBHBCE001
Tested By:	Wei Li
Temperature:	70° F
Humidity:	30%

Section:	RF Output Power: PCS Bands
Plot Name:	Downlink, Mid-Channel GSM Modulation
Configuration:	Donor Antenna Connector was connected to SG. Input: -50dBm



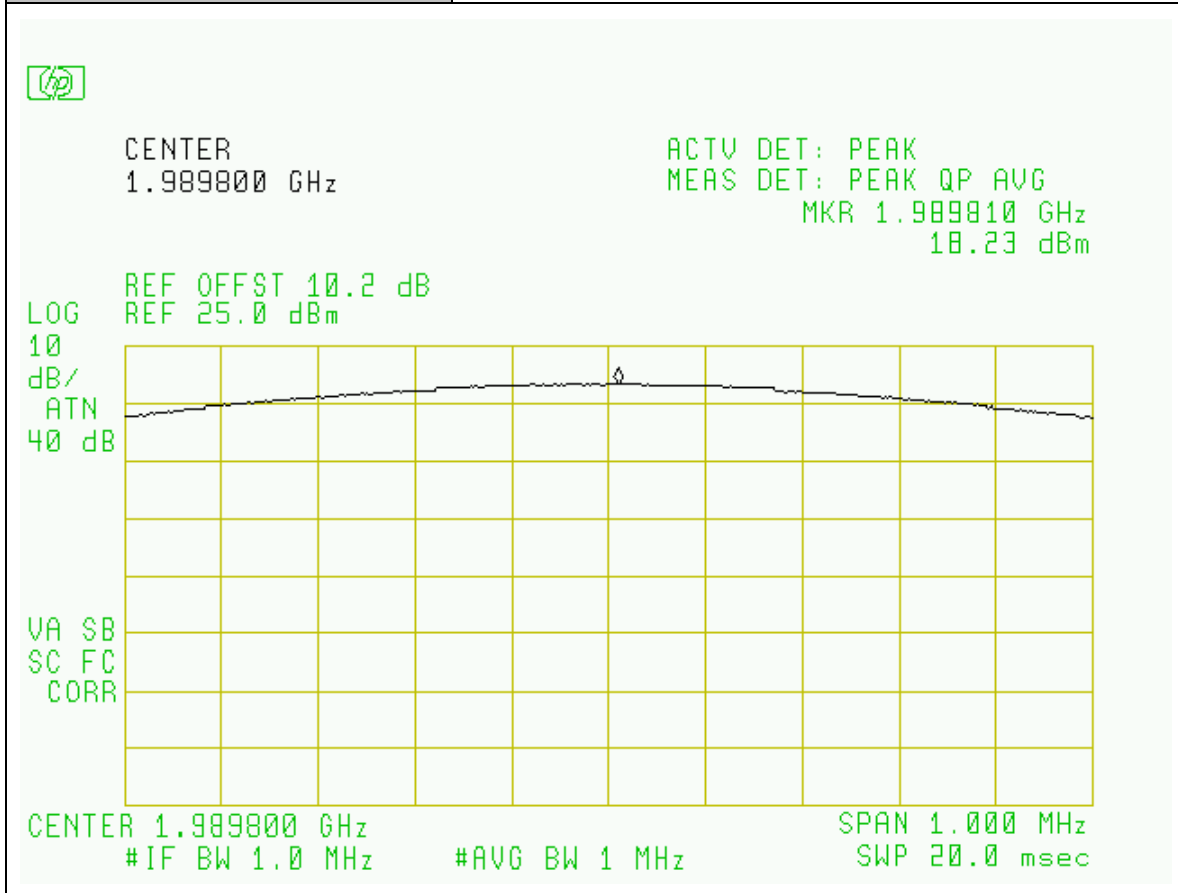
Project Number:	0048-050720-01
EUT:	Shyam Dual Band Home Booster DBHB-20
SN:	DBHBCE001
Tested By:	Wei Li
Temperature:	70° F
Humidity:	30%

Section:	RF Output Power: PCS Bands
Plot Name:	Downlink, Low-Channel GSM Modulation
Configuration:	Donor Antenna Connector was connected to SG. Input: -50dBm



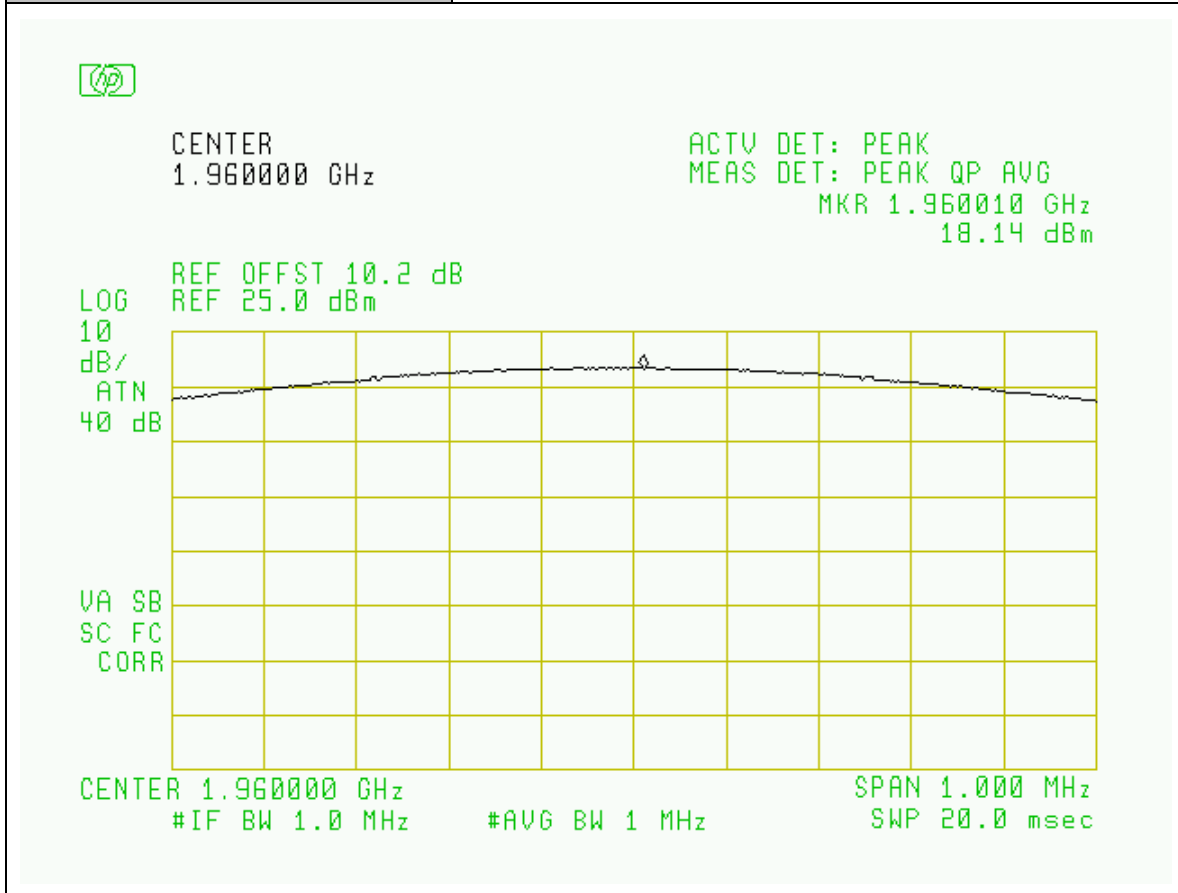
Project Number:	0048-050720-01
EUT:	Shyam Dual Band Home Booster DBHB-20
SN:	DBHBCE001
Tested By:	Wei Li
Temperature:	70° F
Humidity:	30%

Section:	RF Output Power: PCS Bands
Plot Name:	Downlink, Hi-Channel EDGE Modulation
Configuration:	Donor Antenna Connector was connected to SG. Input: -50dBm



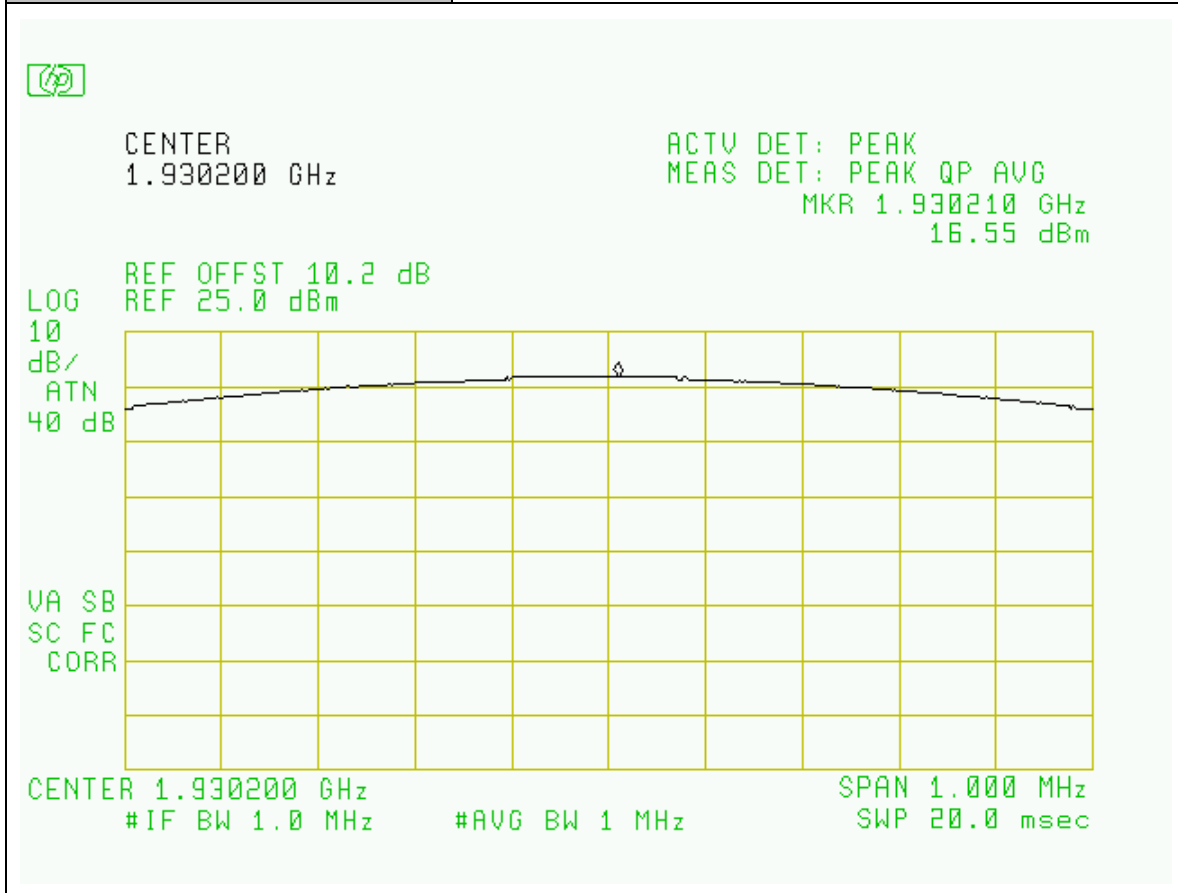
Project Number:	0048-050720-01
EUT:	Shyam Dual Band Home Booster DBHB-20
SN:	DBHBCE001
Tested By:	Wei Li
Temperature:	70° F
Humidity:	30%

Section:	RF Output Power: PCS Bands
Plot Name:	Downlink, Mid-Channel EDGE Modulation
Configuration:	Donor Antenna Connector was connected to SG. Input: -50dBm



Project Number:	0048-050720-01
EUT:	Shyam Dual Band Home Booster DBHB-20
SN:	DBHBCE001
Tested By:	Wei Li
Temperature:	70° F
Humidity:	30%

Section:	RF Output Power: PCS Bands
Plot Name:	Downlink, Low-Channel EDGE Modulation
Configuration:	Donor Antenna Connector was connected to SG. Input: -50dBm



Section 4. Occupied Bandwidth

Name of Test:	<i>Occupied Bandwidth</i>	Test Standard:	<i>2.1049(i)</i>
Tested By:	WEI LI	Test Date:	07/20/2005-08/01/2005

Minimum Standard: Not defined by FCC. Input vs. Output.

Method of Measurement: Spectrum Analyzer Settings:
 RBW: CDMA (30 kHz), GSM (3kHz), EDGE (3KHz),NADC (1 kHz)
 and CDPD (1 kHz)
 VBW: \geq RBW
 Span: As required
 Sweep: Auto
 Input Signal Characteristics:
 RF level: Maximum recommended by manufacturer

Test Result:

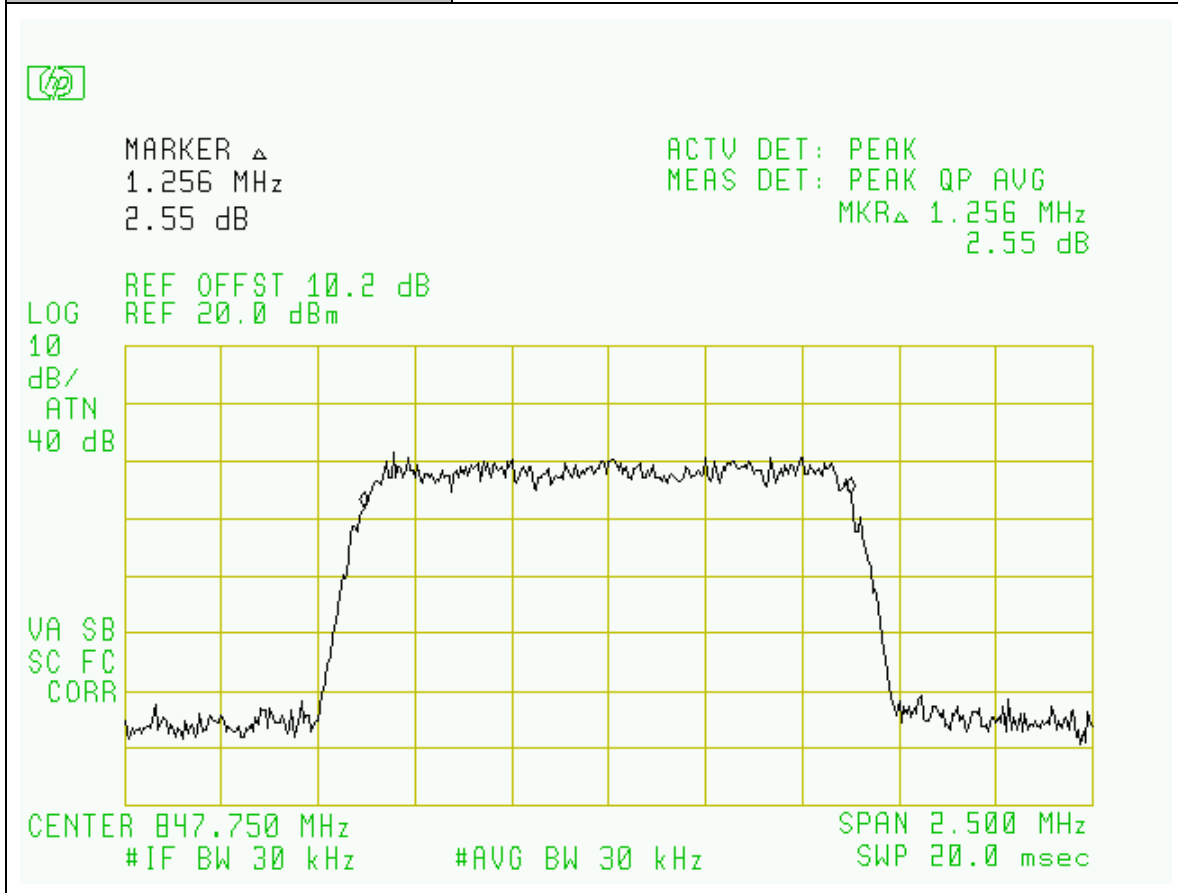
Complies

Test Data:

Attached Plots

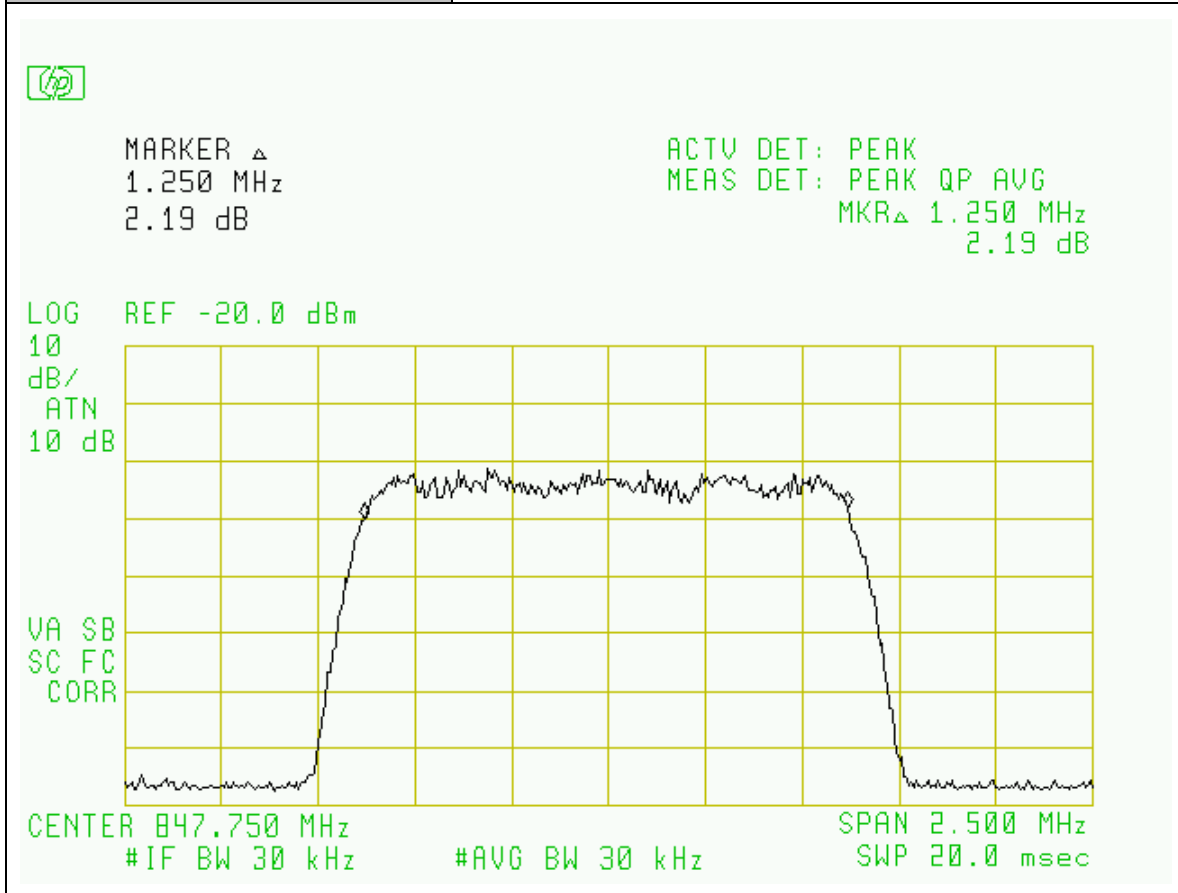
Project Number:	0048-050720-01
EUT:	Shyam Dual Band Home Booster DBHB-20
SN:	DBHBCE001
Tested By:	Wei Li
Temperature:	70° F
Humidity:	30%

Section:	Occupied Bandwidth: Cellular Bands
Plot Name:	Uplink, Hi-Channel, CDMA Modulation
Configuration:	SG Input: -55dBm, Output Port: EUT BTS



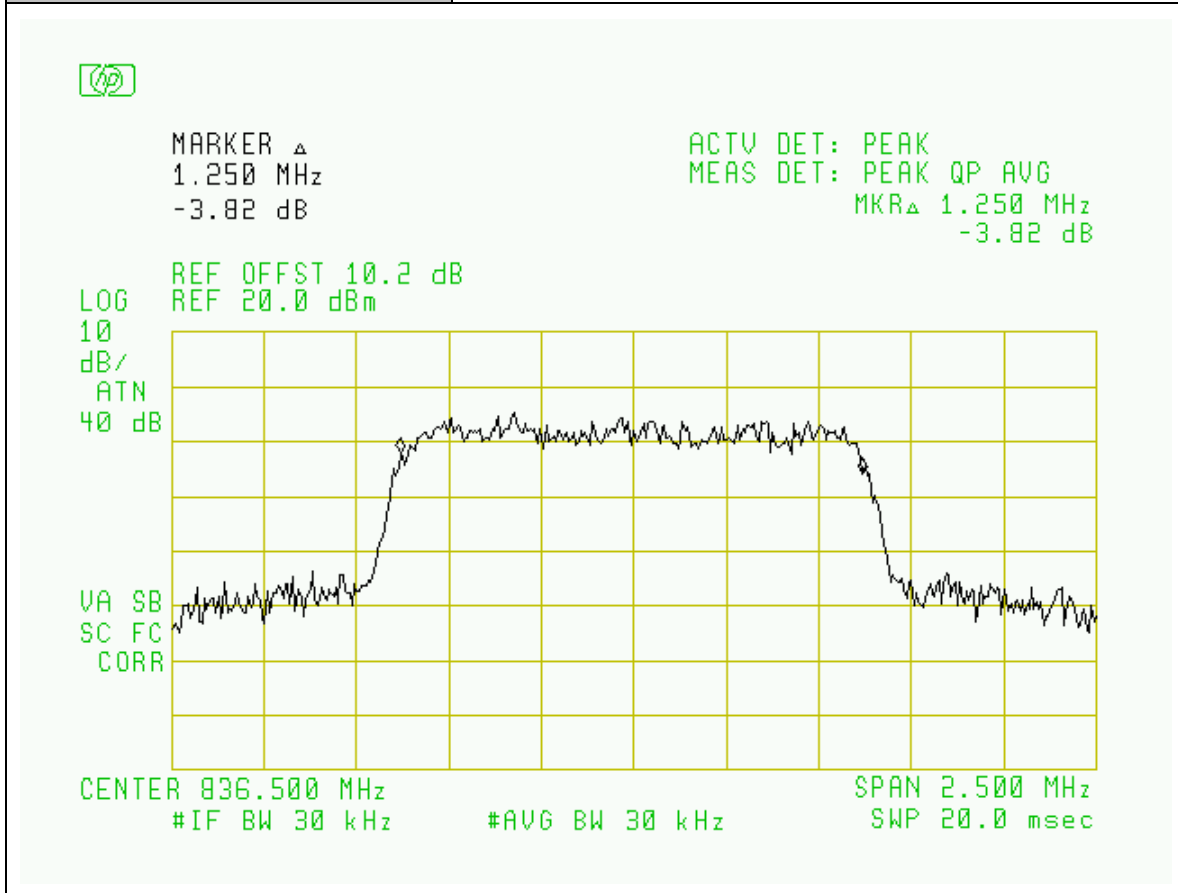
Project Number:	0048-050720-01
EUT:	Shyam Dual Band Home Booster DBHB-20
SN:	DBHBCE001
Tested By:	Wei Li
Temperature:	70° F
Humidity:	30%

Section:	Occupied Bandwidth: Cellular Bands
Plot Name:	Uplink, Hi-Channel, CDMA Modulation
Configuration:	SG Input: -55dBm, Output Port: SG



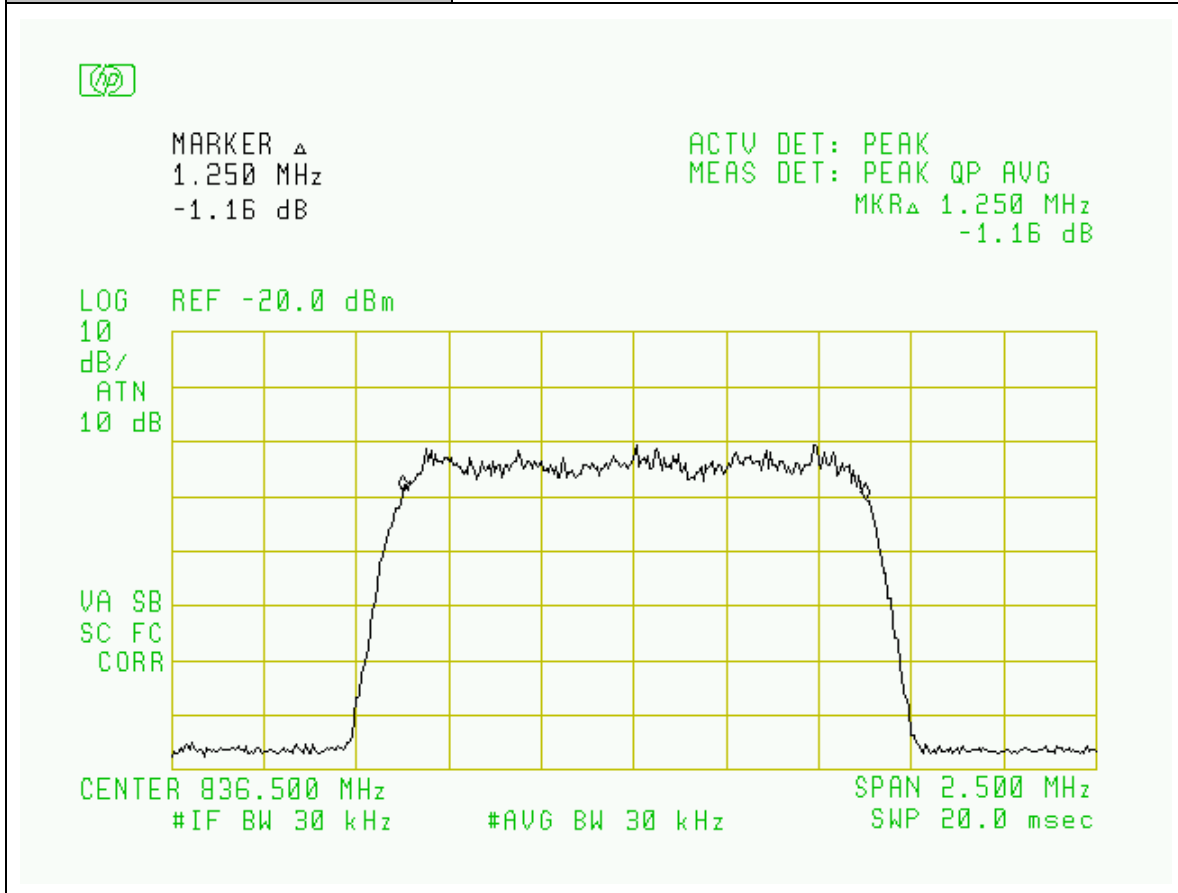
Project Number:	0048-050720-01
EUT:	Shyam Dual Band Home Booster DBHB-20
SN:	DBHBCE001
Tested By:	Wei Li
Temperature:	70°F
Humidity:	30%

Section:	Occupied Bandwidth: Cellular Bands
Plot Name:	Uplink, Mid-Channel, CDMA Modulation
Configuration:	SG Input: -55dBm, Output Port: EUT BTS



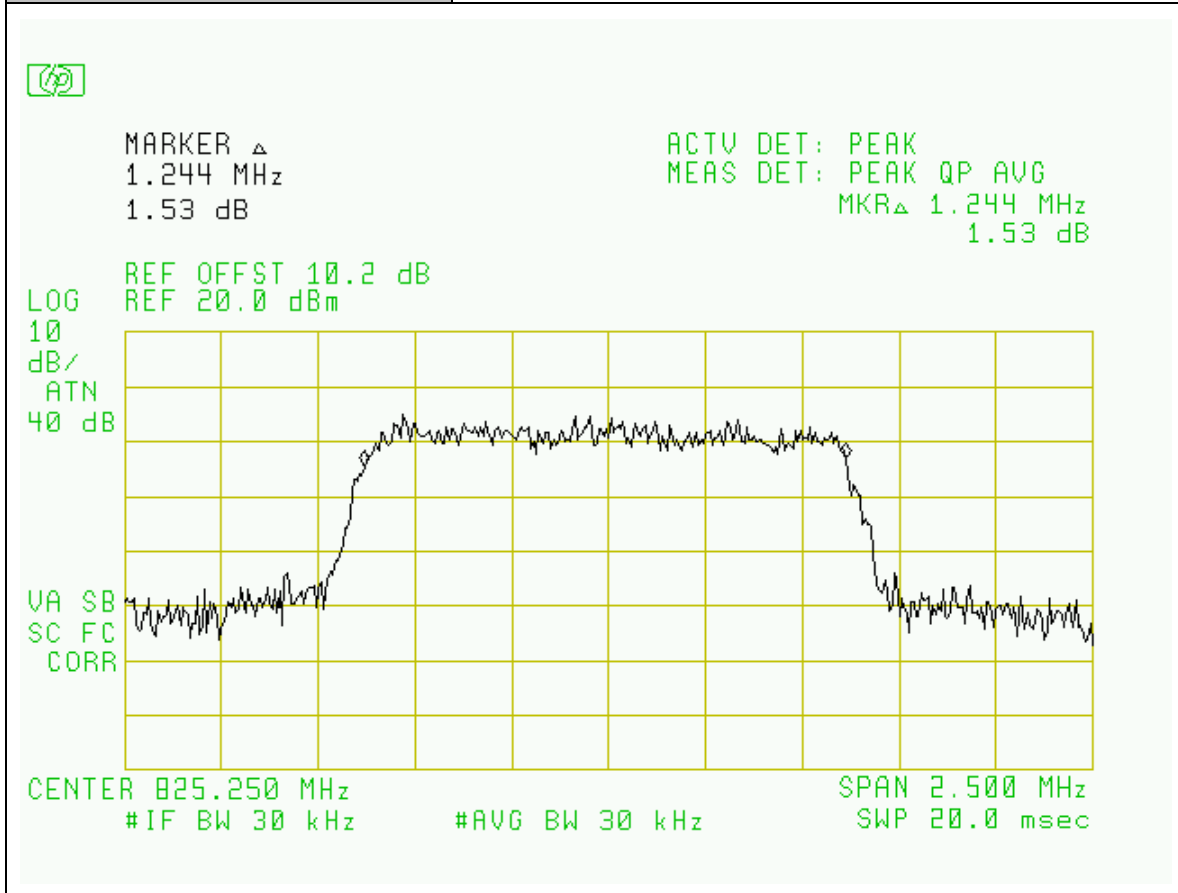
Project Number:	0048-050720-01
EUT:	Shyam Dual Band Home Booster DBHB-20
SN:	DBHBCE001
Tested By:	Wei Li
Temperature:	70°F
Humidity:	30%

Section:	Occupied Bandwidth: Cellular Bands
Plot Name:	Uplink, Mid-Channel, CDMA Modulation
Configuration:	SG Input: -55dBm, Output Port: SG



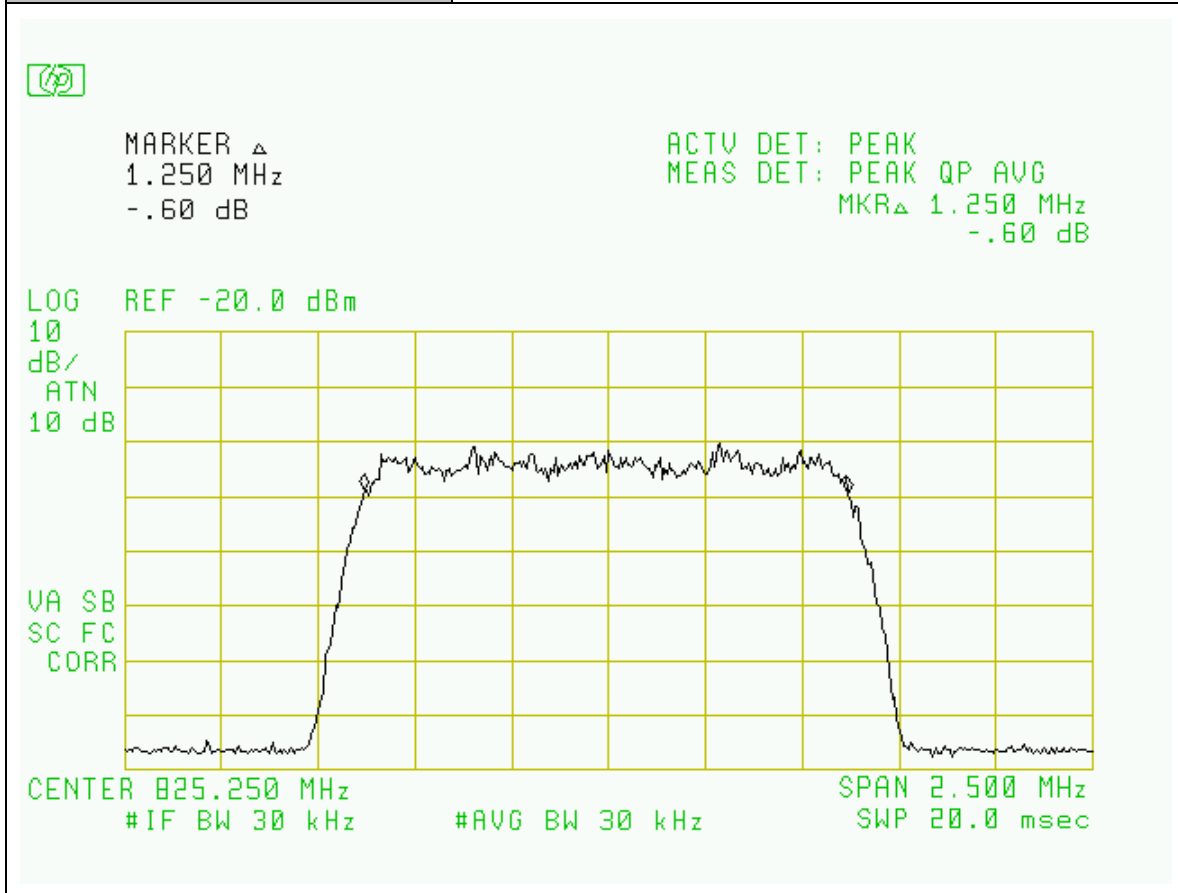
Project Number:	0048-050720-01
EUT:	Shyam Dual Band Home Booster DBHB-20
SN:	DBHBCE001
Tested By:	Wei Li
Temperature:	70° F
Humidity:	30%

Section:	Occupied Bandwidth: Cellular Bands
Plot Name:	Uplink, Low-Channel, CDMA Modulation
Configuration:	SG Input: -55dBm, Output Port: EUT BTS



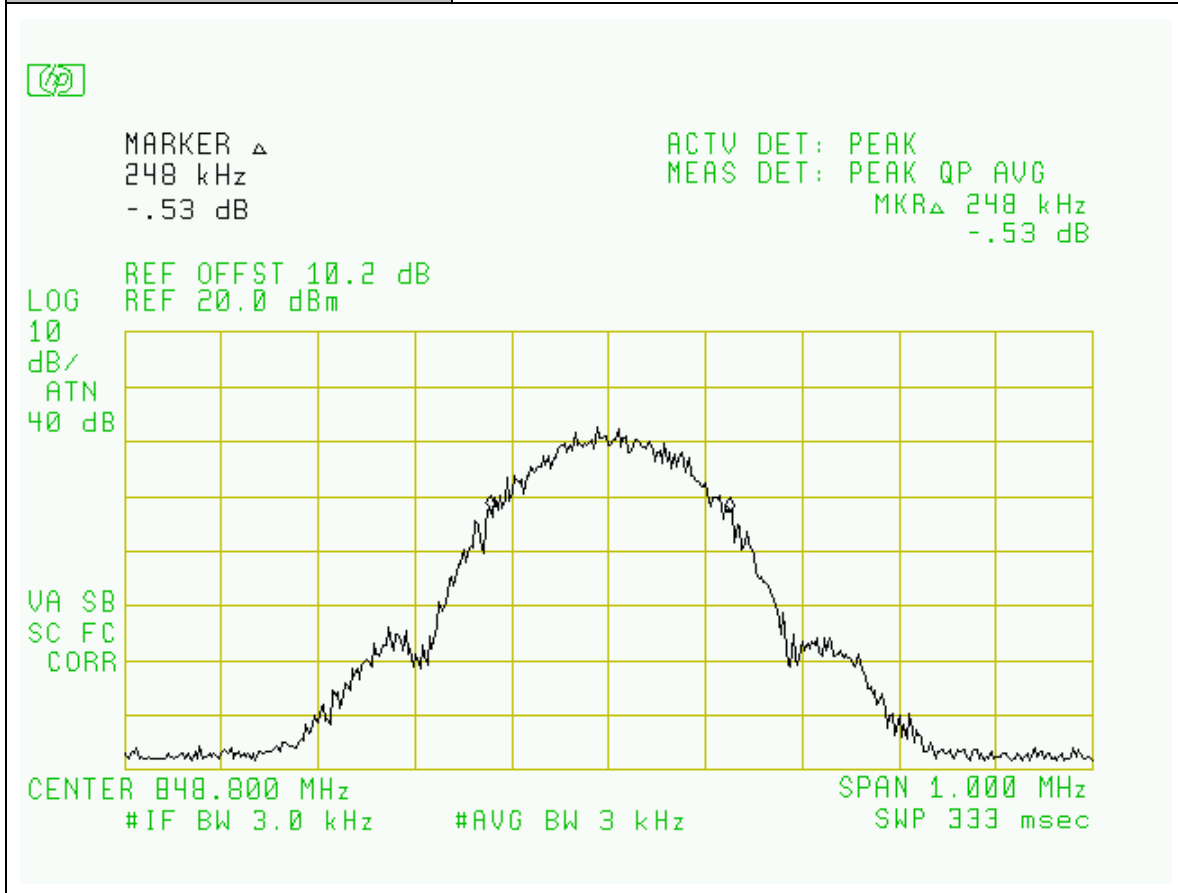
Project Number:	0048-050720-01
EUT:	Shyam Dual Band Home Booster DBHB-20
SN:	DBHBCE001
Tested By:	Wei Li
Temperature:	70° F
Humidity:	30%

Section:	Occupied Bandwidth: Cellular Bands
Plot Name:	Uplink, Low-Channel, CDMA Modulation
Configuration:	SG Input: -55dBm, Output Port: SG



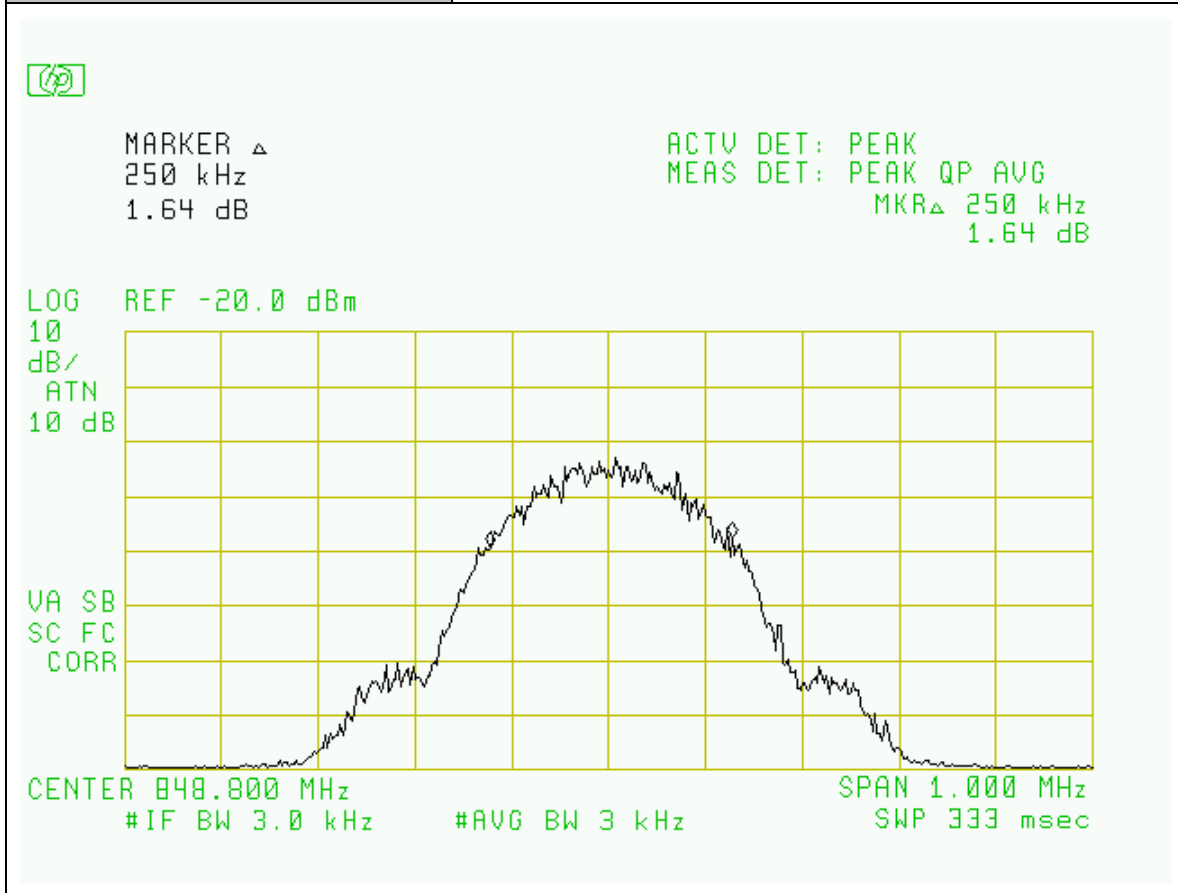
Project Number:	0048-050720-01
EUT:	Shyam Dual Band Home Booster DBHB-20
SN:	DBHBCE001
Tested By:	Wei Li
Temperature:	70° F
Humidity:	30%

Section:	Occupied Bandwidth: Cellular Bands
Plot Name:	Uplink, Hi-Channel, GSM Modulation
Configuration:	SG Input: -55dBm, Output Port: EUT BTS



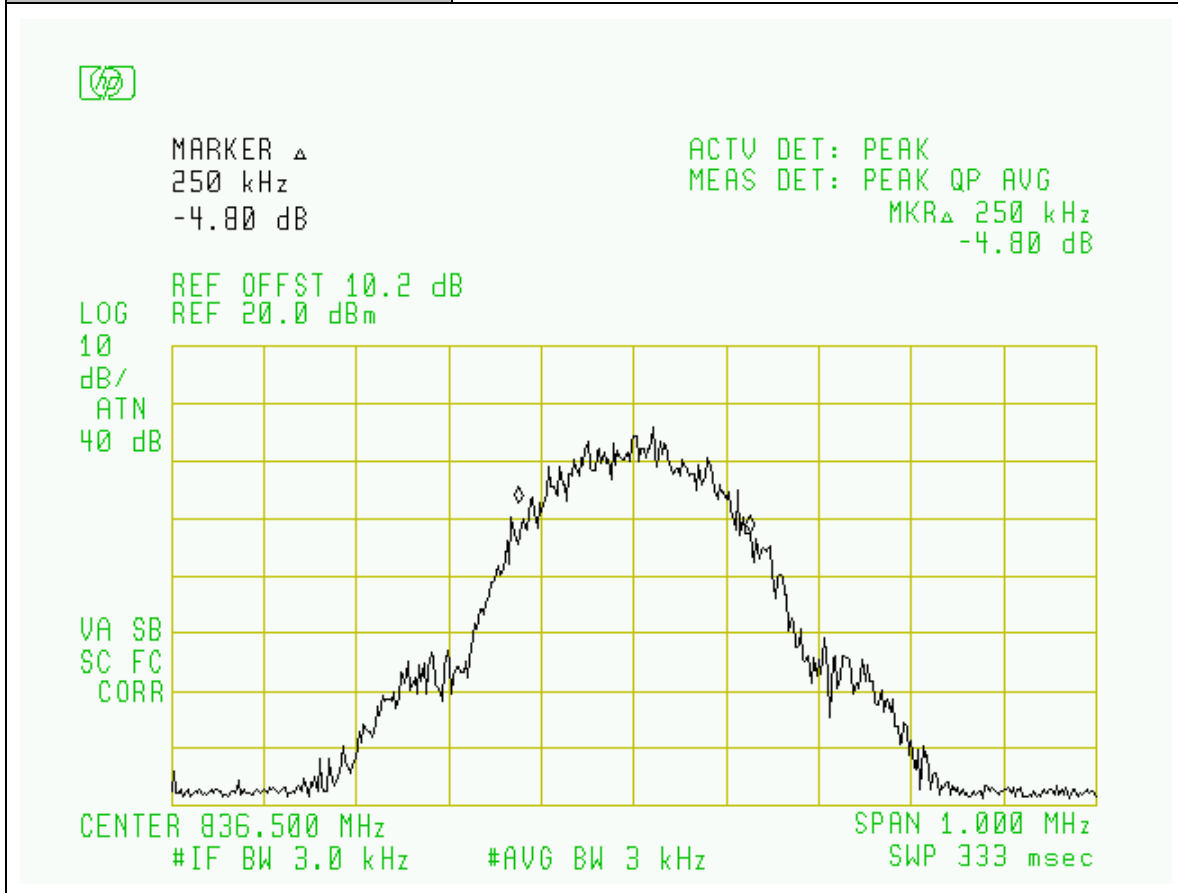
Project Number:	0048-050720-01
EUT:	Shyam Dual Band Home Booster DBHB-20
SN:	DBHBCE001
Tested By:	Wei Li
Temperature:	70° F
Humidity:	30%

Section:	Occupied Bandwidth: Cellular Bands
Plot Name:	Uplink, Hi-Channel, GSM Modulation
Configuration:	SG Input: -55dBm, Output Port: SG



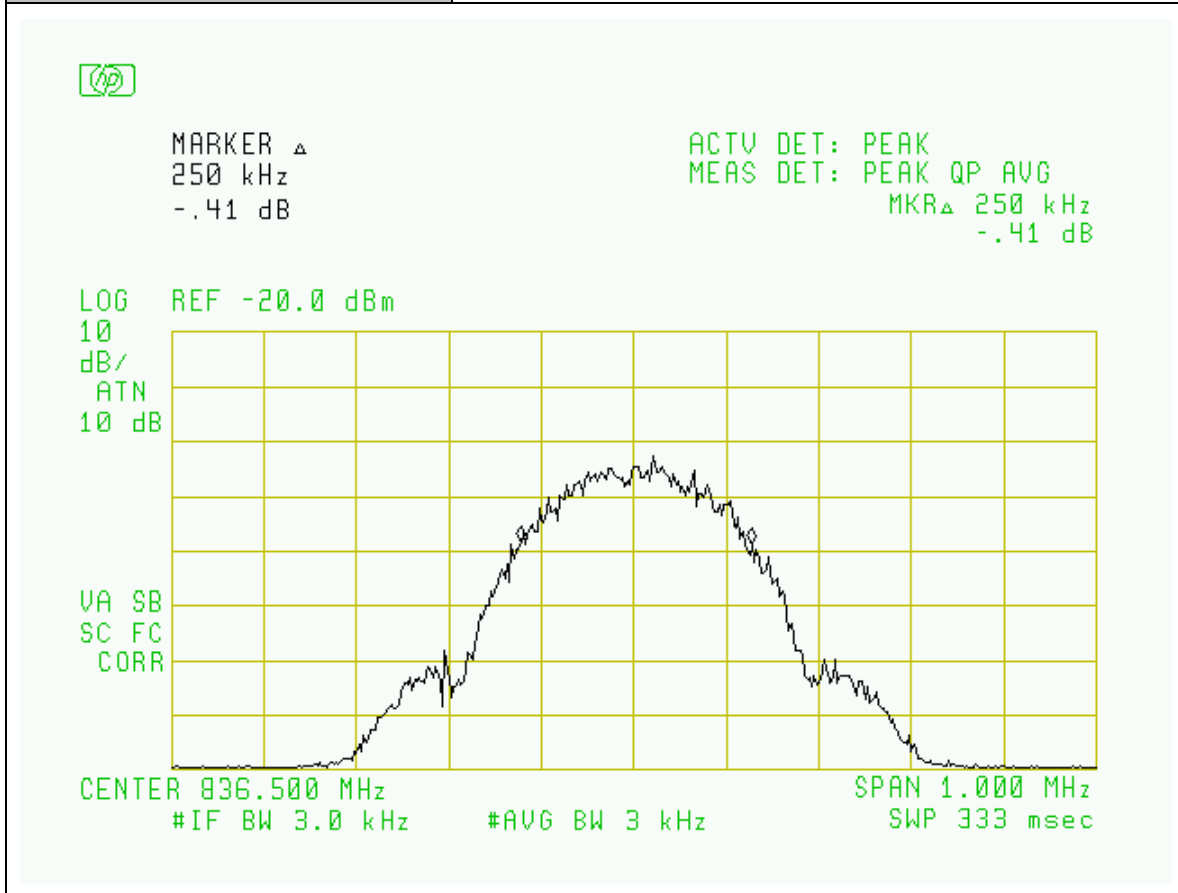
Project Number:	0048-050720-01
EUT:	Shyam Dual Band Home Booster DBHB-20
SN:	DBHBCE001
Tested By:	Wei Li
Temperature:	70°F
Humidity:	30%

Section:	Occupied Bandwidth: Cellular Bands
Plot Name:	Uplink, Mid-Channel, GSM Modulation
Configuration:	SG Input: -55dBm, Output Port: EUT BTS



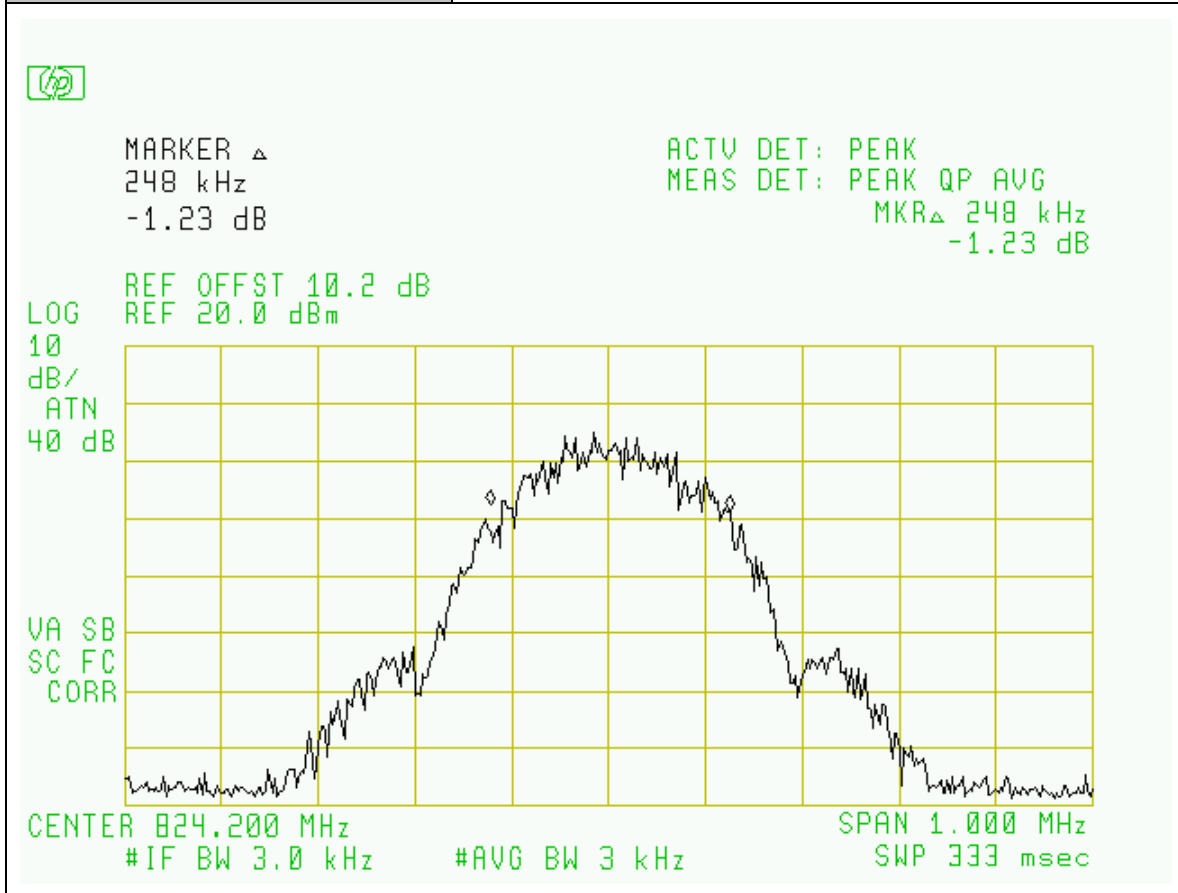
Project Number:	0048-050720-01
EUT:	Shyam Dual Band Home Booster DBHB-20
SN:	DBHBCE001
Tested By:	Wei Li
Temperature:	70°F
Humidity:	30%

Section:	Occupied Bandwidth: Cellular Bands
Plot Name:	Uplink, Mid-Channel, GSM Modulation
Configuration:	SG Input: -55dBm, Output Port: SG



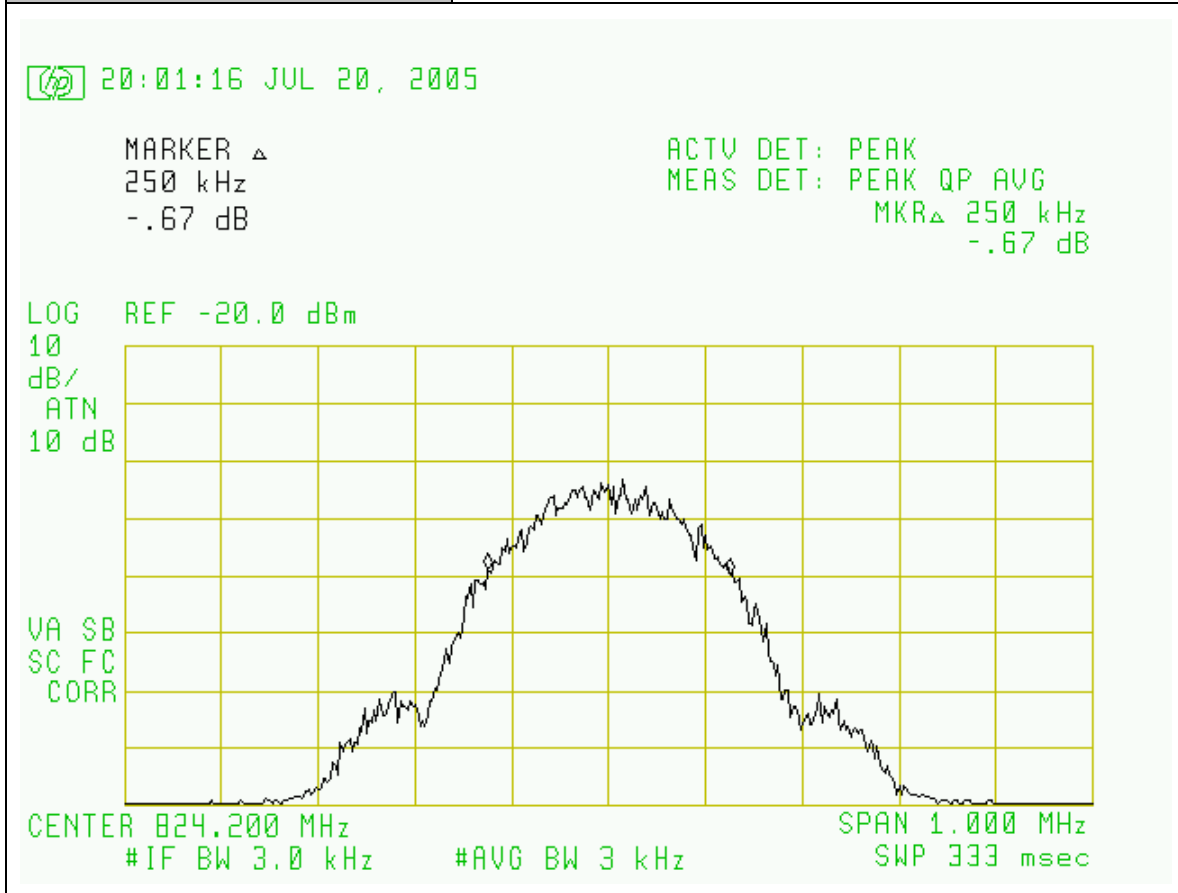
Project Number:	0048-050720-01
EUT:	Shyam Dual Band Home Booster DBHB-20
SN:	DBHBCE001
Tested By:	Wei Li
Temperature:	70° F
Humidity:	30%

Section:	Occupied Bandwidth: Cellular Bands
Plot Name:	Uplink, Low-Channel, GSM Modulation
Configuration:	SG Input: -55dBm, Output Port: EUT BTS



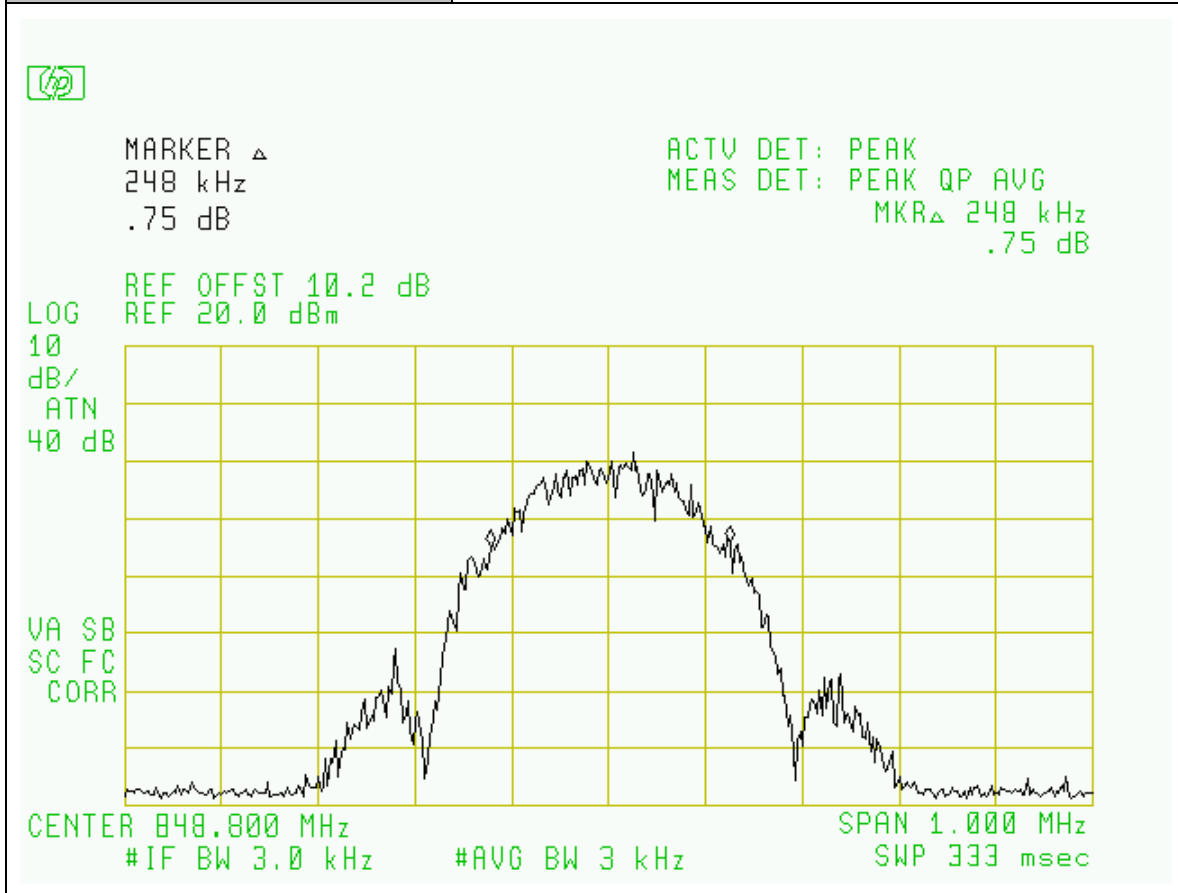
Project Number:	0048-050720-01
EUT:	Shyam Dual Band Home Booster DBHB-20
SN:	DBHBCE001
Tested By:	Wei Li
Temperature:	70°F
Humidity:	30%

Section:	Occupied Bandwidth: Cellular Bands
Plot Name:	Uplink, Low-Channel, GSM Modulation
Configuration:	SG Input: -55dBm, Output Port: SG



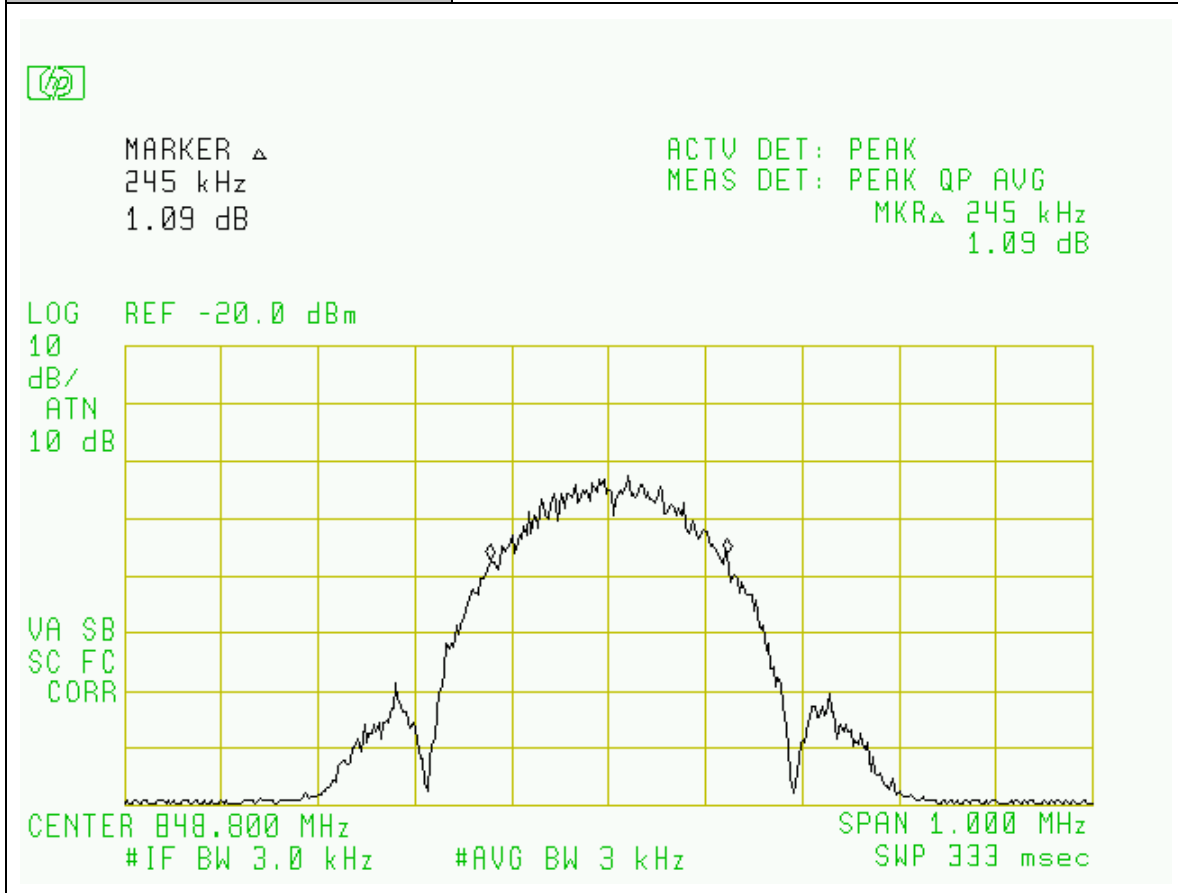
Project Number:	0048-050720-01
EUT:	Shyam Dual Band Home Booster DBHB-20
SN:	DBHBCE001
Tested By:	Wei Li
Temperature:	70° F
Humidity:	30%

Section:	Occupied Bandwidth: Cellular Bands
Plot Name:	Uplink, Hi-Channel, EDGE Modulation
Configuration:	SG Input: -55dBm, Output Port: EUT BTS



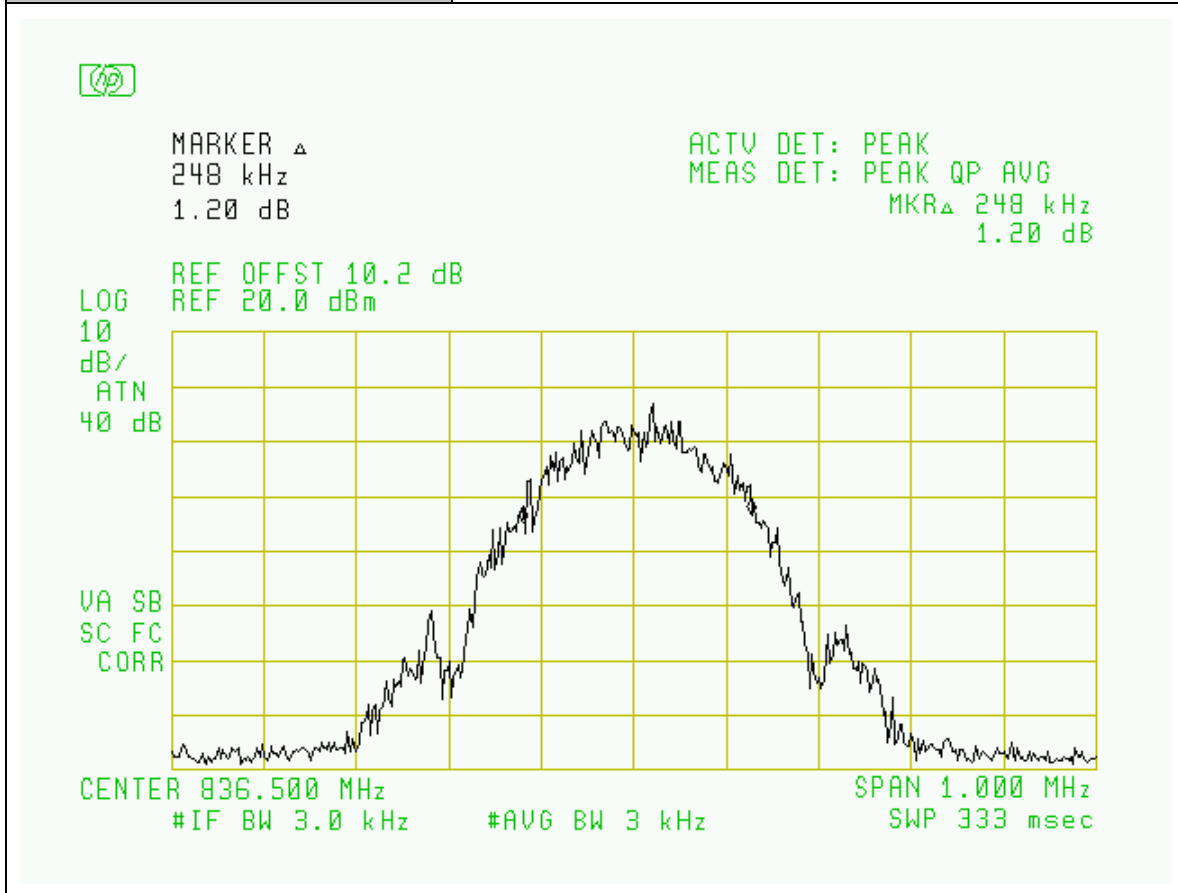
Project Number:	0048-050720-01
EUT:	Shyam Dual Band Home Booster DBHB-20
SN:	DBHBCE001
Tested By:	Wei Li
Temperature:	70° F
Humidity:	30%

Section:	Occupied Bandwidth: Cellular Bands
Plot Name:	Uplink, Hi-Channel, EDGE Modulation
Configuration:	SG Input: -55dBm, Output Port: SG



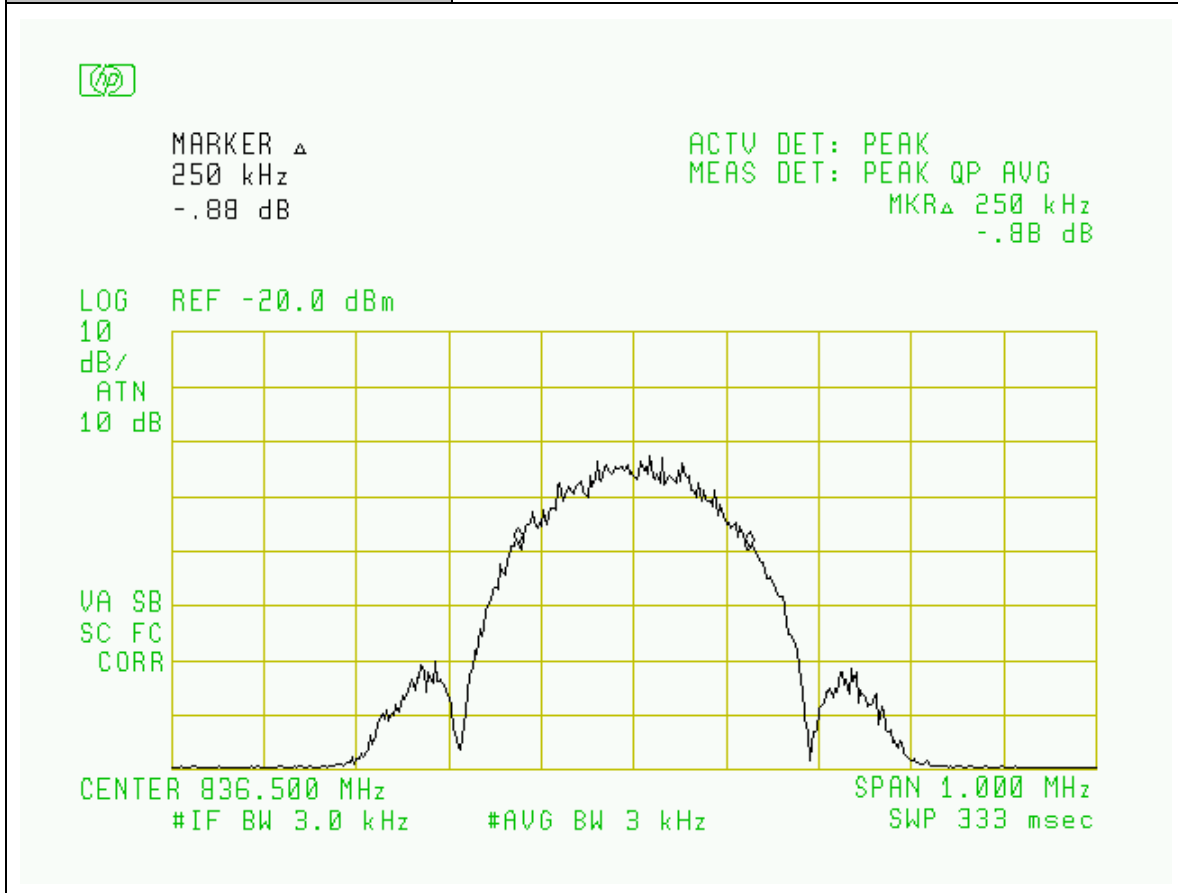
Project Number:	0048-050720-01
EUT:	Shyam Dual Band Home Booster DBHB-20
SN:	DBHBCE001
Tested By:	Wei Li
Temperature:	70°F
Humidity:	30%

Section:	Occupied Bandwidth: Cellular Bands
Plot Name:	Uplink, Mid-Channel, EDGE Modulation
Configuration:	SG Input: -55dBm, Output Port: EUT BTS



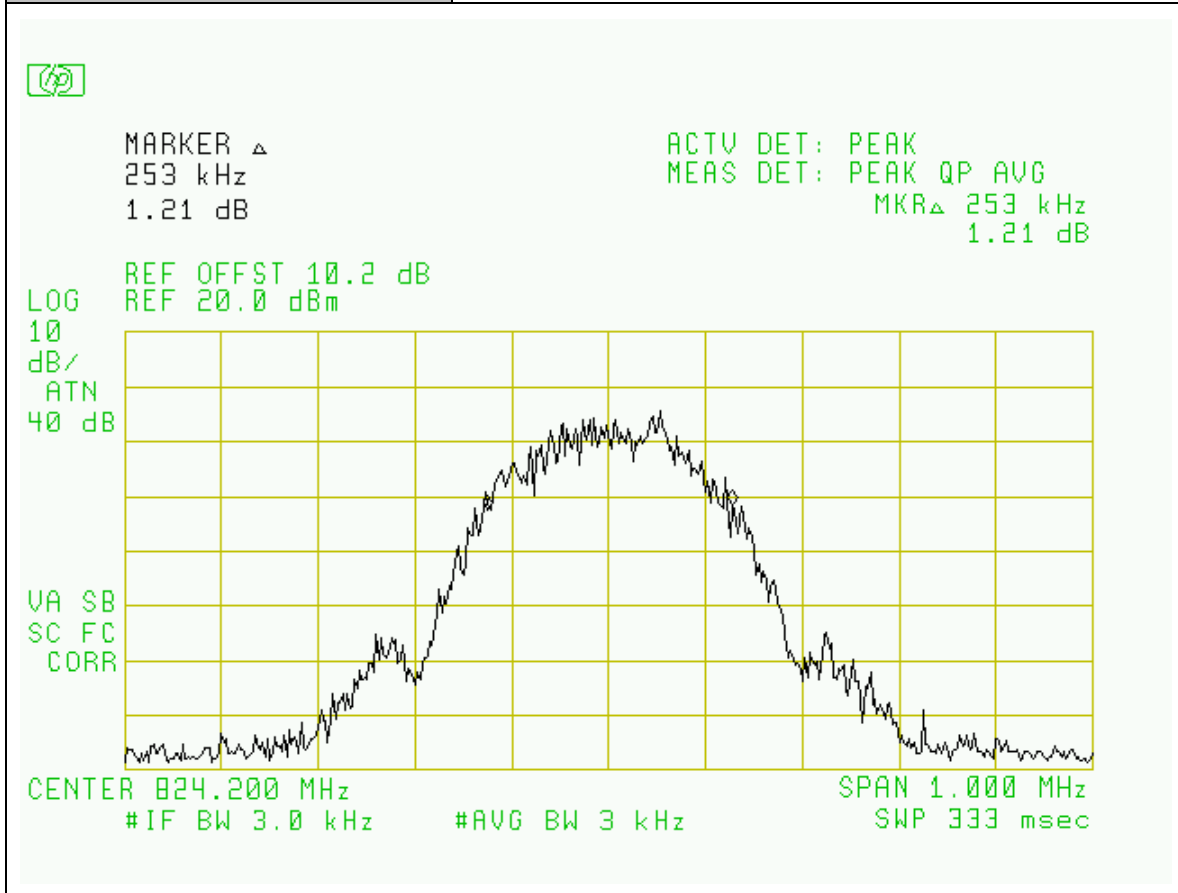
Project Number:	0048-050720-01
EUT:	Shyam Dual Band Home Booster DBHB-20
SN:	DBHBCE001
Tested By:	Wei Li
Temperature:	70°F
Humidity:	30%

Section:	Occupied Bandwidth: Cellular Bands
Plot Name:	Uplink, Mid-Channel, EDGE Modulation
Configuration:	SG Input: -55dBm, Output Port: SG



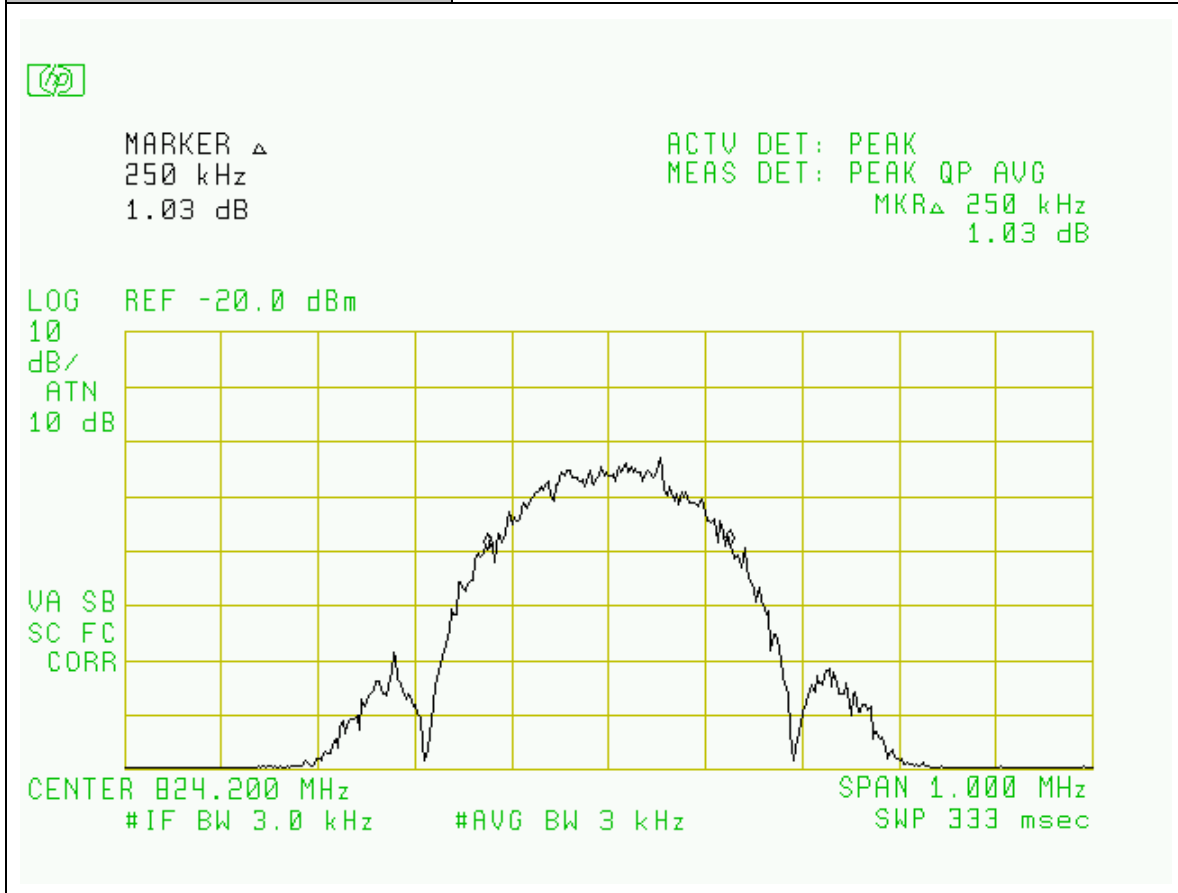
Project Number:	0048-050720-01
EUT:	Shyam Dual Band Home Booster DBHB-20
SN:	DBHBCE001
Tested By:	Wei Li
Temperature:	70° F
Humidity:	30%

Section:	Occupied Bandwidth: Cellular Bands
Plot Name:	Uplink, Low-Channel, EDGE Modulation
Configuration:	SG Input: -55dBm, Output Port: EUT BTS



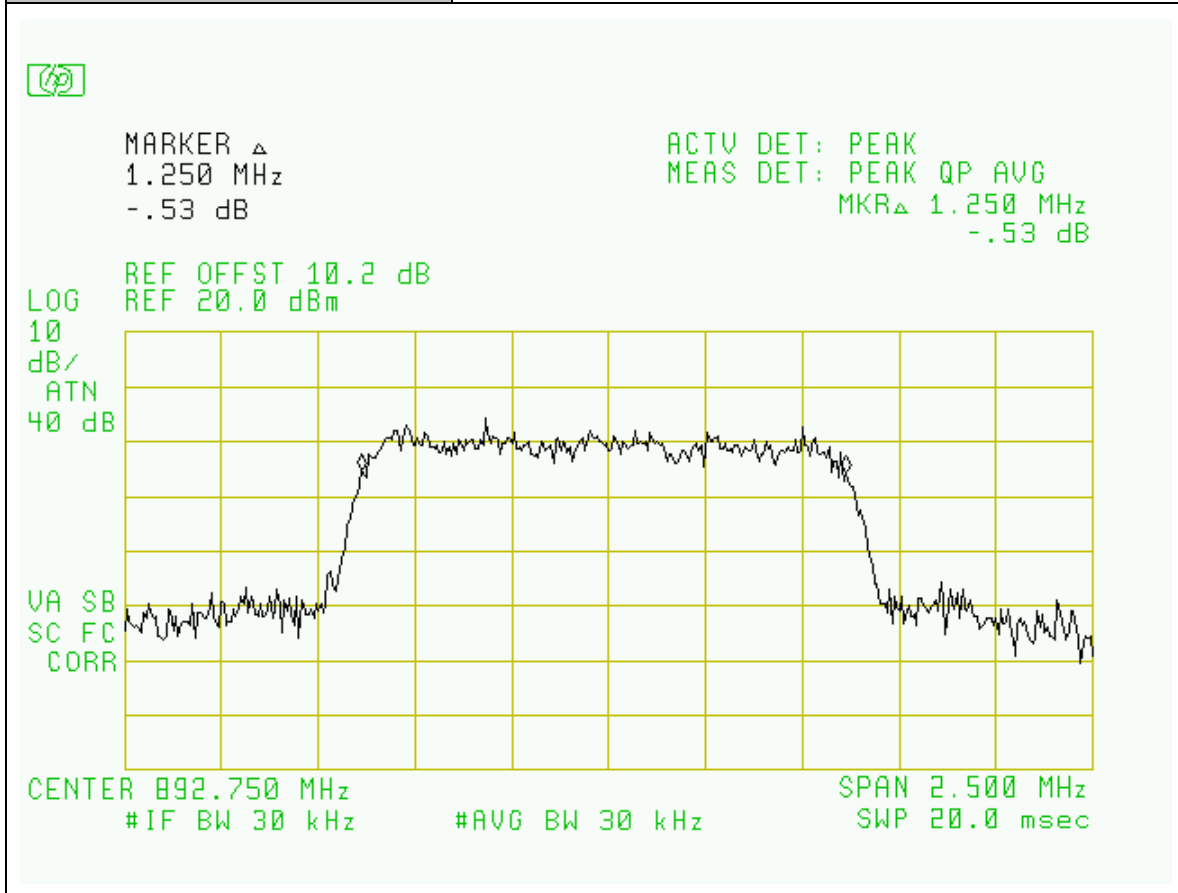
Project Number:	0048-050720-01
EUT:	Shyam Dual Band Home Booster DBHB-20
SN:	DBHBCE001
Tested By:	Wei Li
Temperature:	70° F
Humidity:	30%

Section:	Occupied Bandwidth: Cellular Bands
Plot Name:	Uplink, Low-Channel, EDGE Modulation
Configuration:	SG Input: -55dBm, Output Port: SG



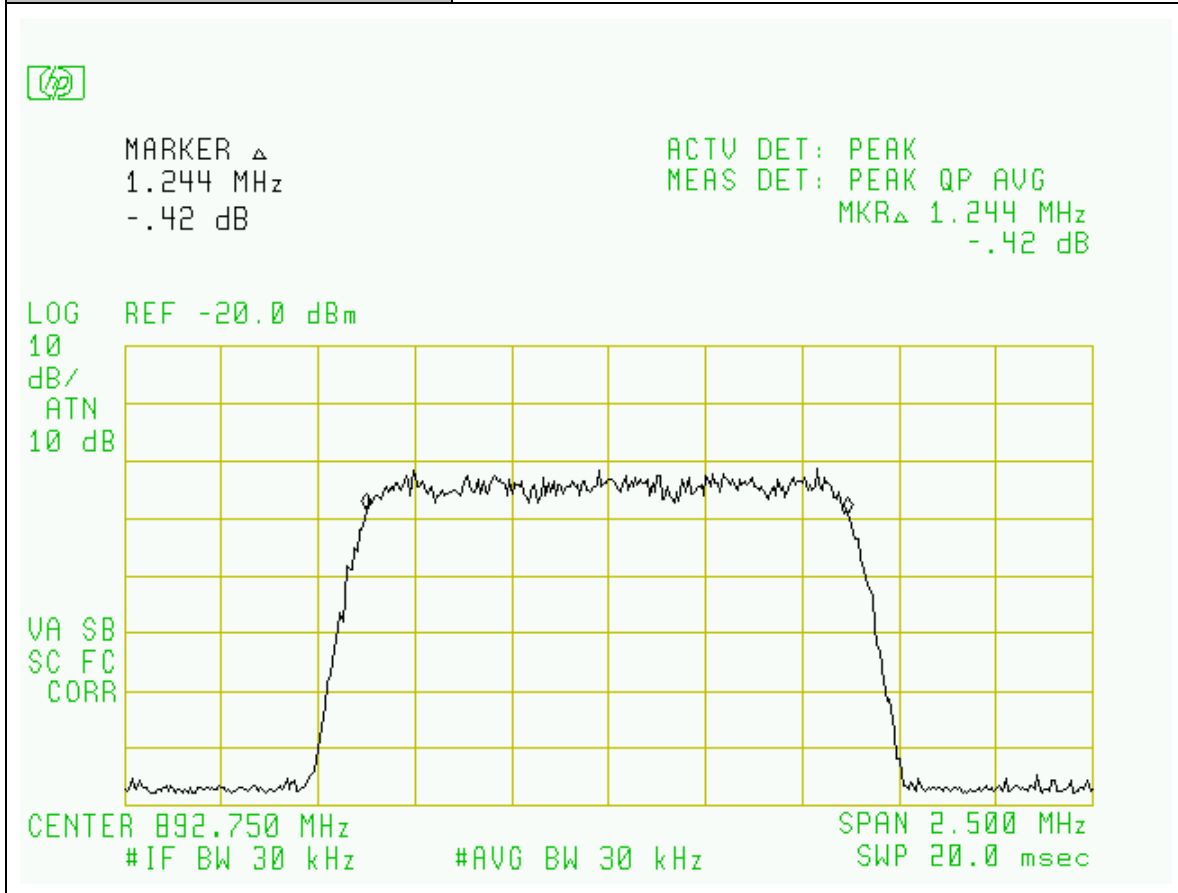
Project Number:	0048-050720-01
EUT:	Shyam Dual Band Home Booster DBHB-20
SN:	DBHBCE001
Tested By:	Wei Li
Temperature:	70° F
Humidity:	30%

Section:	Occupied Bandwidth: Cellular Bands
Plot Name:	Downlink, Hi-Channel, CDMA Modulation
Configuration:	SG Input: -55dBm, Output Port: EUT MOBILE



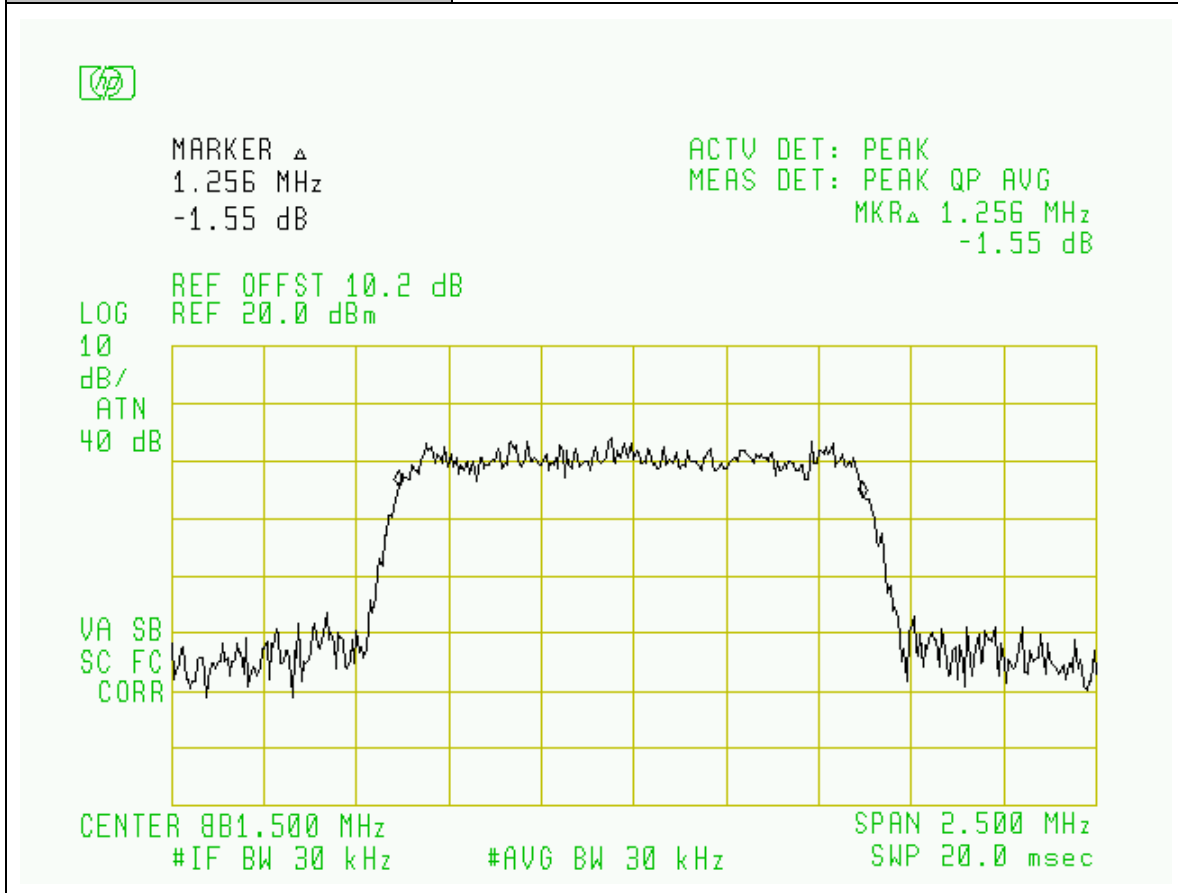
Project Number:	0048-050720-01
EUT:	Shyam Dual Band Home Booster DBHB-20
SN:	DBHBCE001
Tested By:	Wei Li
Temperature:	70° F
Humidity:	30%

Section:	Occupied Bandwidth: Cellular Bands
Plot Name:	Downlink, Hi-Channel, CDMA Modulation
Configuration:	SG Input: -55dBm, Output Port: SG



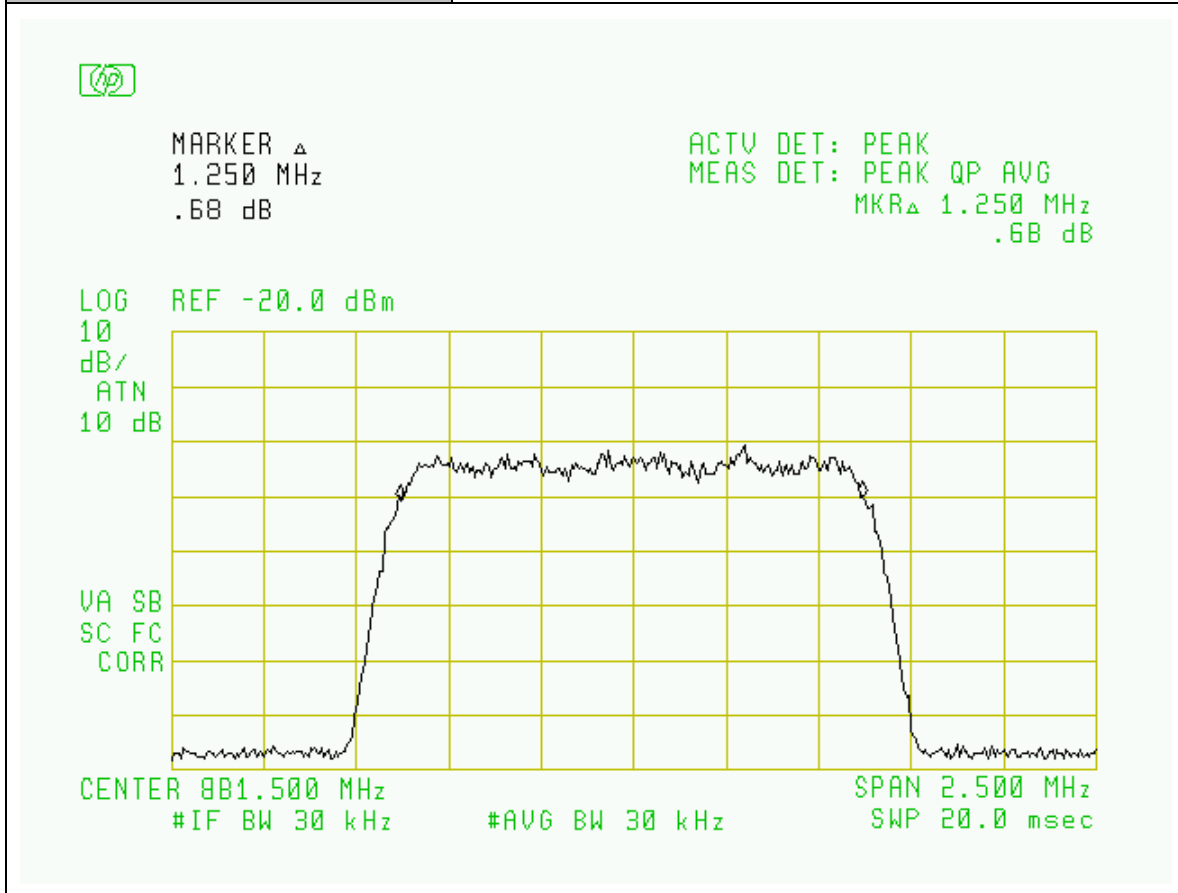
Project Number:	0048-050720-01
EUT:	Shyam Dual Band Home Booster DBHB-20
SN:	DBHBCE001
Tested By:	Wei Li
Temperature:	70°F
Humidity:	30%

Section:	Occupied Bandwidth: Cellular Bands
Plot Name:	Downlink, Mid-Channel, CDMA Modulation
Configuration:	SG Input: -55dBm, Output Port: EUT MOBILE



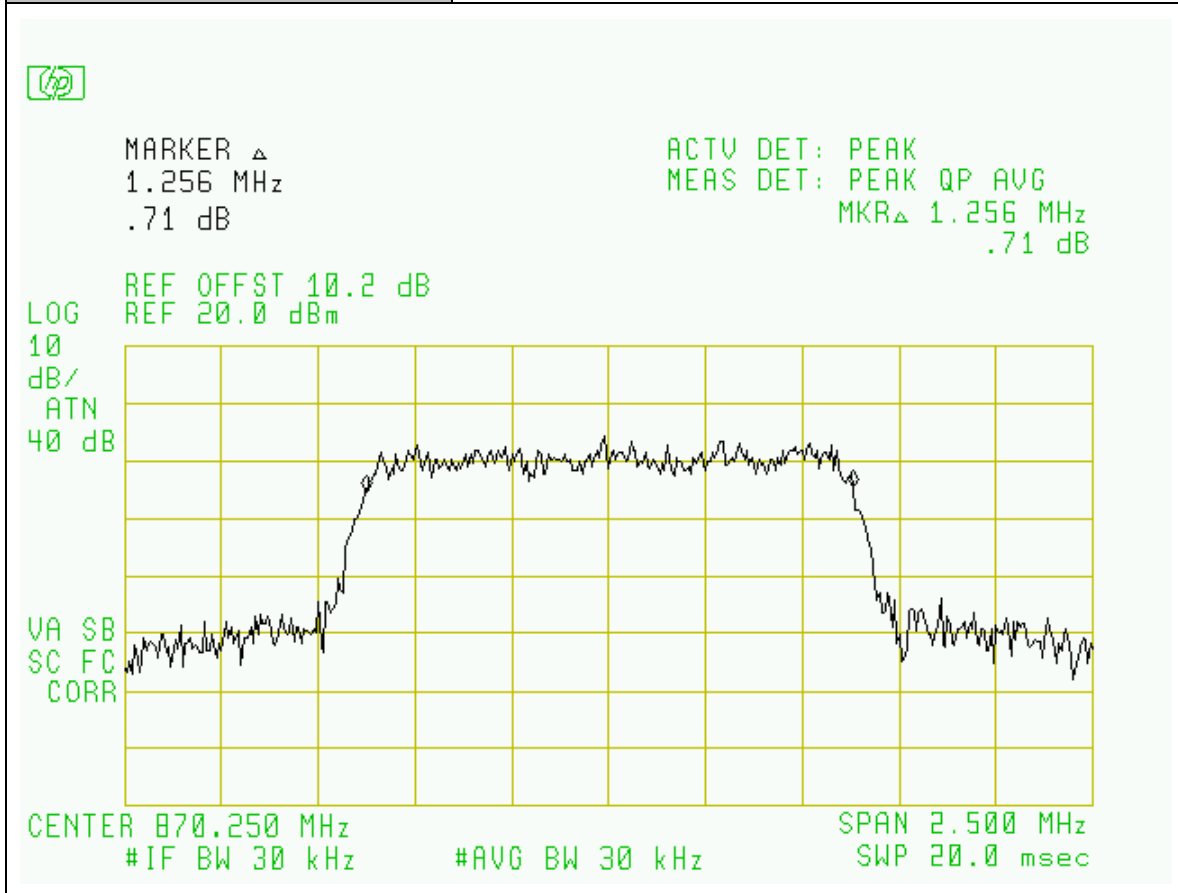
Project Number:	0048-050720-01
EUT:	Shyam Dual Band Home Booster DBHB-20
SN:	DBHBCE001
Tested By:	Wei Li
Temperature:	70° F
Humidity:	30%

Section:	Occupied Bandwidth: Cellular Bands
Plot Name:	Downlink, Mid-Channel, CDMA Modulation
Configuration:	SG Input: -55dBm, Output Port: SG



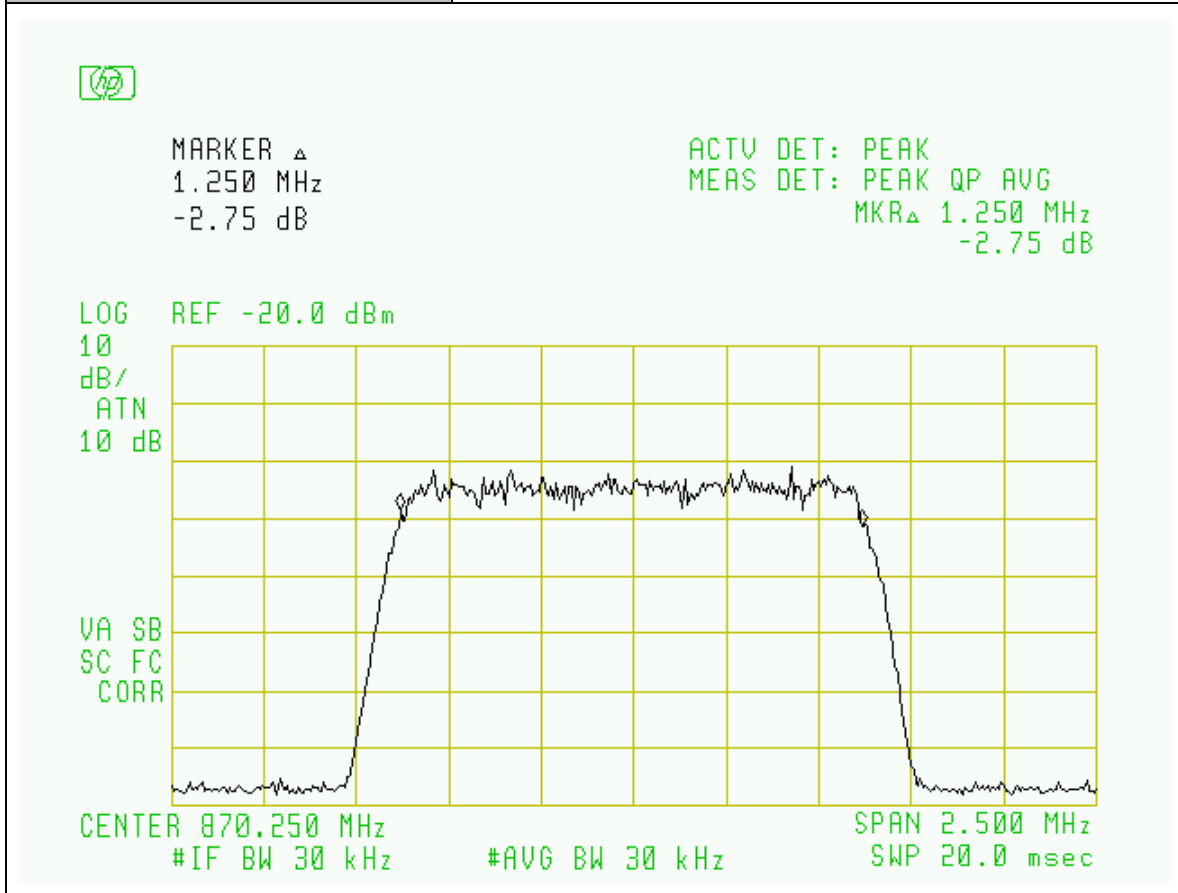
Project Number:	0048-050720-01
EUT:	Shyam Dual Band Home Booster DBHB-20
SN:	DBHBCE001
Tested By:	Wei Li
Temperature:	70° F
Humidity:	30%

Section:	Occupied Bandwidth: Cellular Bands
Plot Name:	Downlink, Low-Channel, CDMA Modulation
Configuration:	SG Input: -55dBm, Output Port: EUT MIBILE



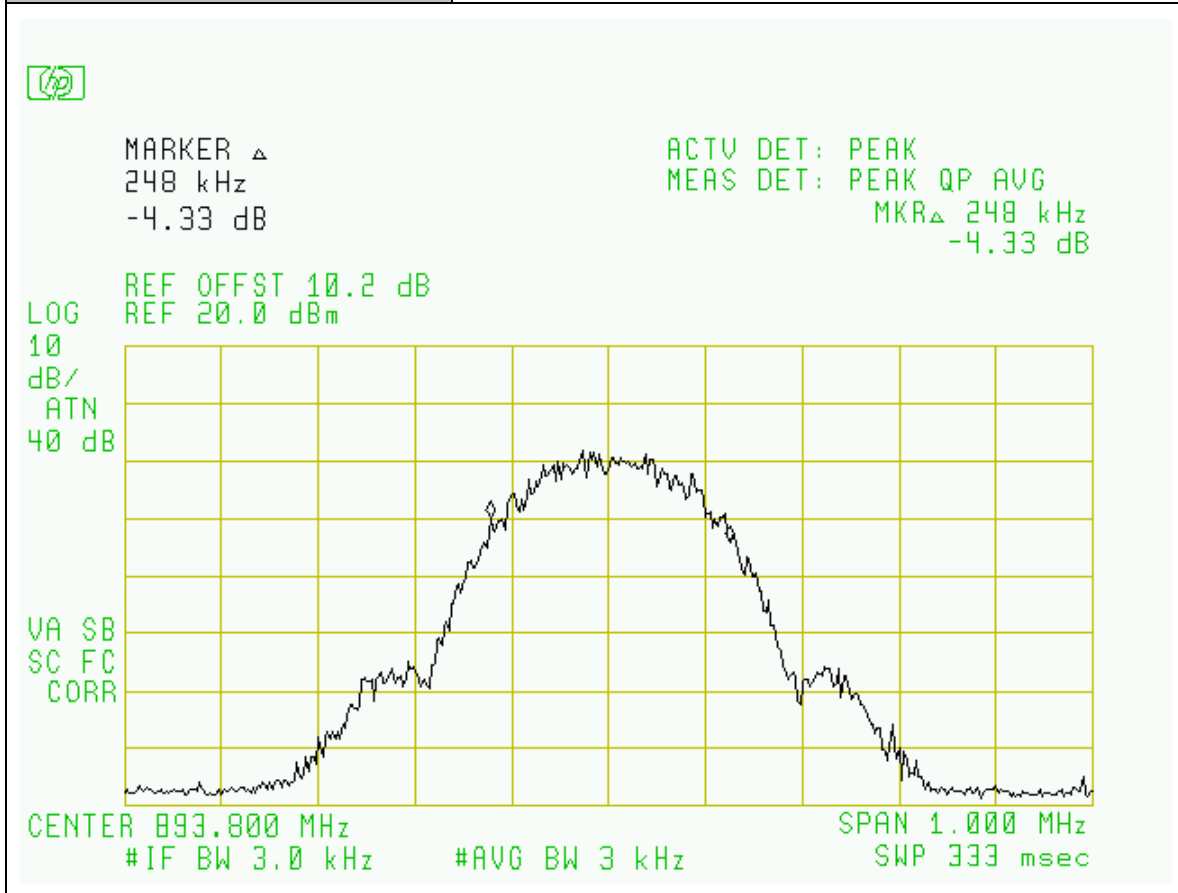
Project Number:	0048-050720-01
EUT:	Shyam Dual Band Home Booster DBHB-20
SN:	DBHBCE001
Tested By:	Wei Li
Temperature:	70°F
Humidity:	30%

Section:	Occupied Bandwidth: Cellular Bands
Plot Name:	Downlink, Low-Channel, CDMA Modulation
Configuration:	SG Input: -55dBm, Output Port: SG



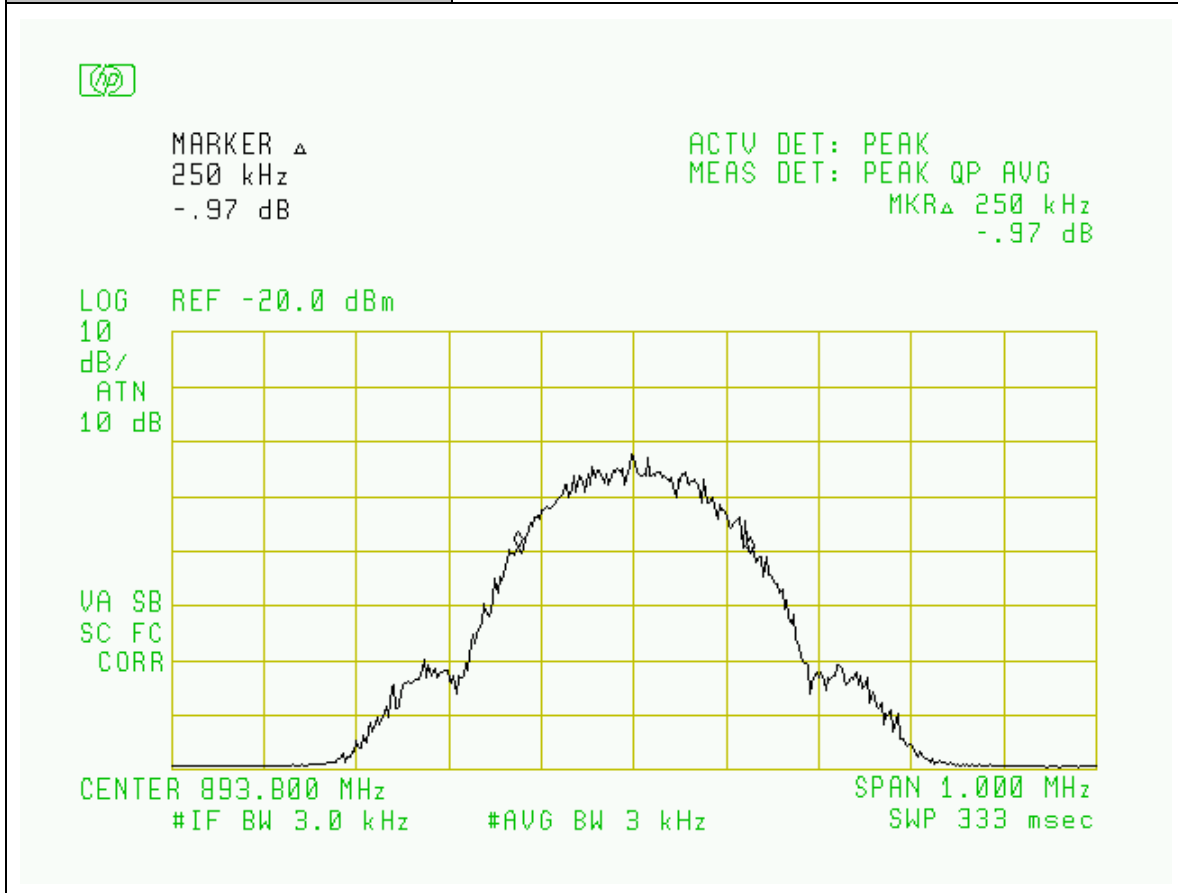
Project Number:	0048-050720-01
EUT:	Shyam Dual Band Home Booster DBHB-20
SN:	DBHBCE001
Tested By:	Wei Li
Temperature:	70°F
Humidity:	30%

Section:	Occupied Bandwidth: Cellular Bands
Plot Name:	Downlink, Hi-Channel, GSM Modulation
Configuration:	SG Input: -55dBm, Output Port: EUT MOBILE



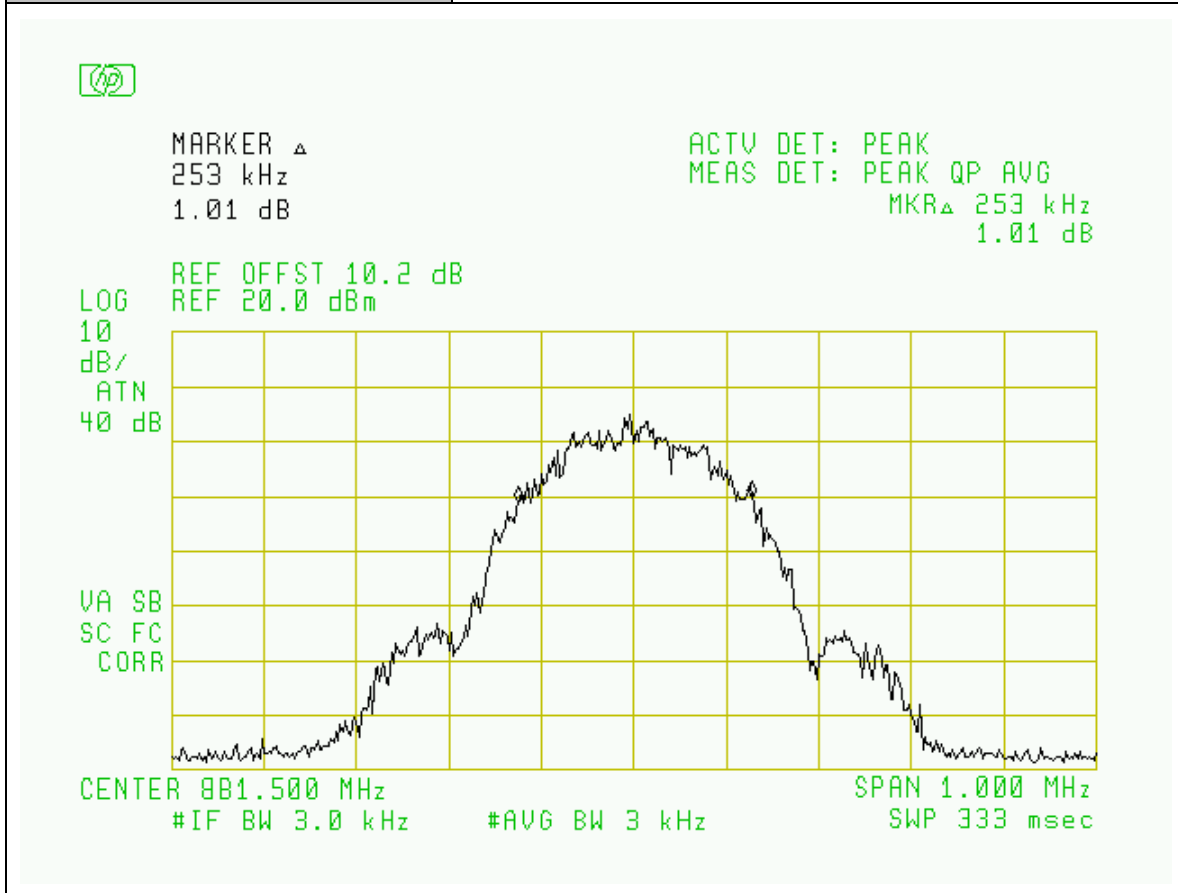
Project Number:	0048-050720-01
EUT:	Shyam Dual Band Home Booster DBHB-20
SN:	DBHBCE001
Tested By:	Wei Li
Temperature:	70°F
Humidity:	30%

Section:	Occupied Bandwidth: Cellular Bands
Plot Name:	Downlink, Hi-Channel, GSM Modulation
Configuration:	SG Input: -55dBm, Output Port: SG



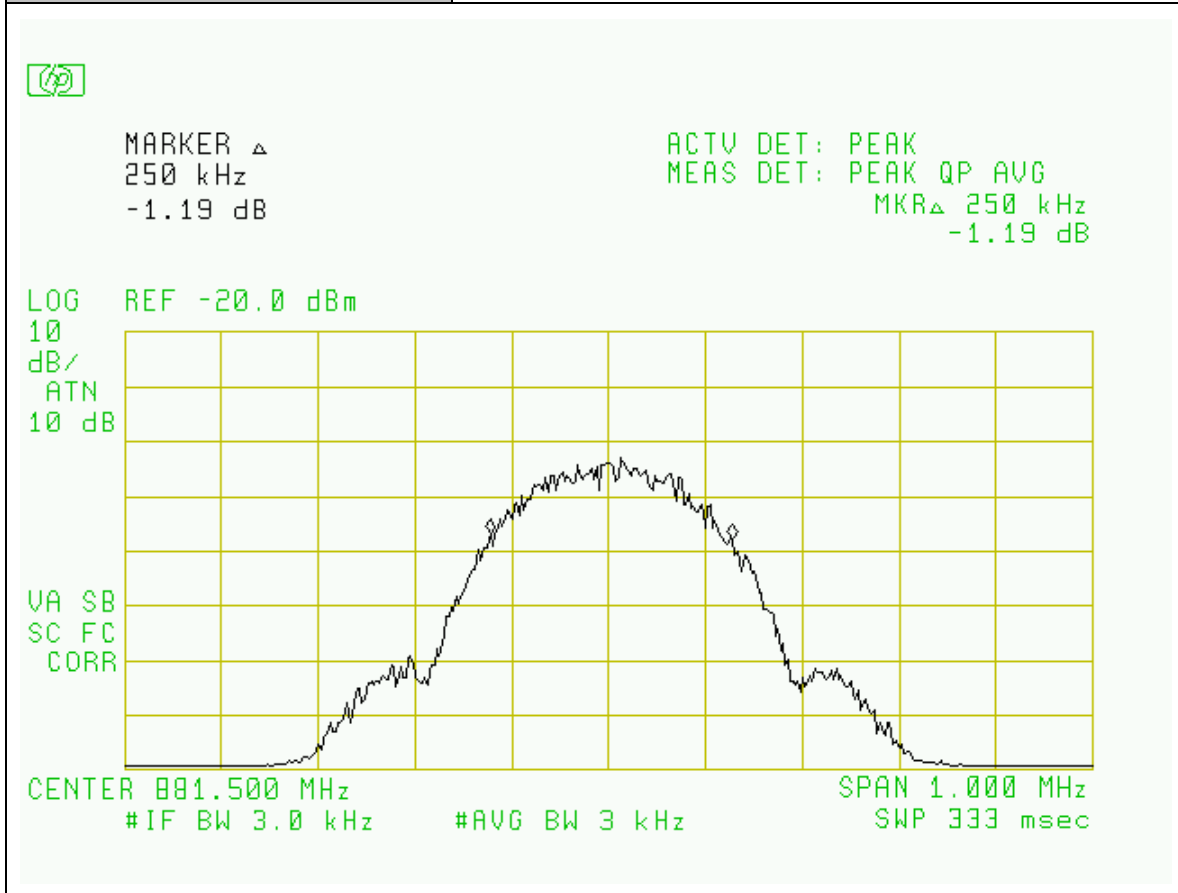
Project Number:	0048-050720-01
EUT:	Shyam Dual Band Home Booster DBHB-20
SN:	DBHBCE001
Tested By:	Wei Li
Temperature:	70°F
Humidity:	30%

Section:	Occupied Bandwidth: Cellular Bands
Plot Name:	Downlink, Mid-Channel, GSM Modulation
Configuration:	SG Input: -55dBm, Output Port: EUT MOBILE



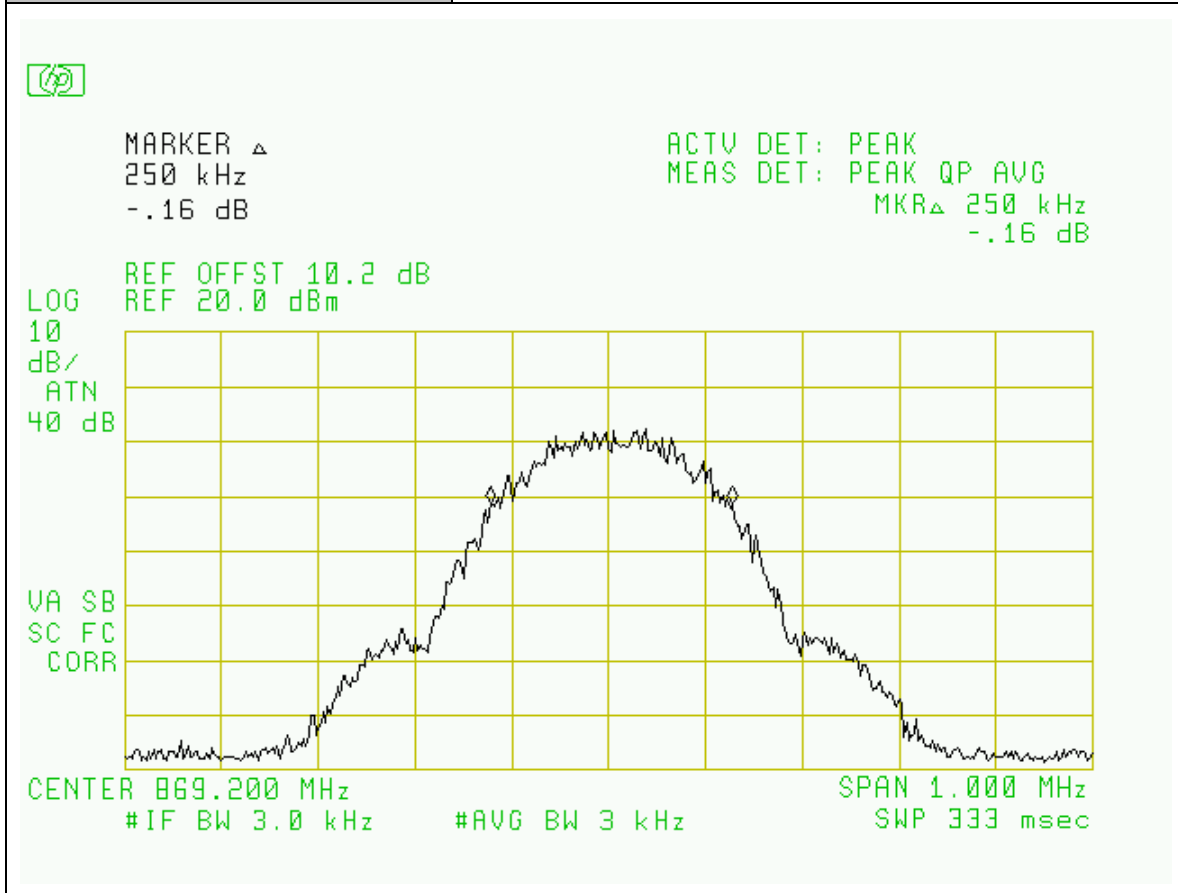
Project Number:	0048-050720-01
EUT:	Shyam Dual Band Home Booster DBHB-20
SN:	DBHBCE001
Tested By:	Wei Li
Temperature:	70° F
Humidity:	30%

Section:	Occupied Bandwidth: Cellular Bands
Plot Name:	Downlink, Mid-Channel, GSM Modulation
Configuration:	SG Input: -55dBm, Output Port: SG



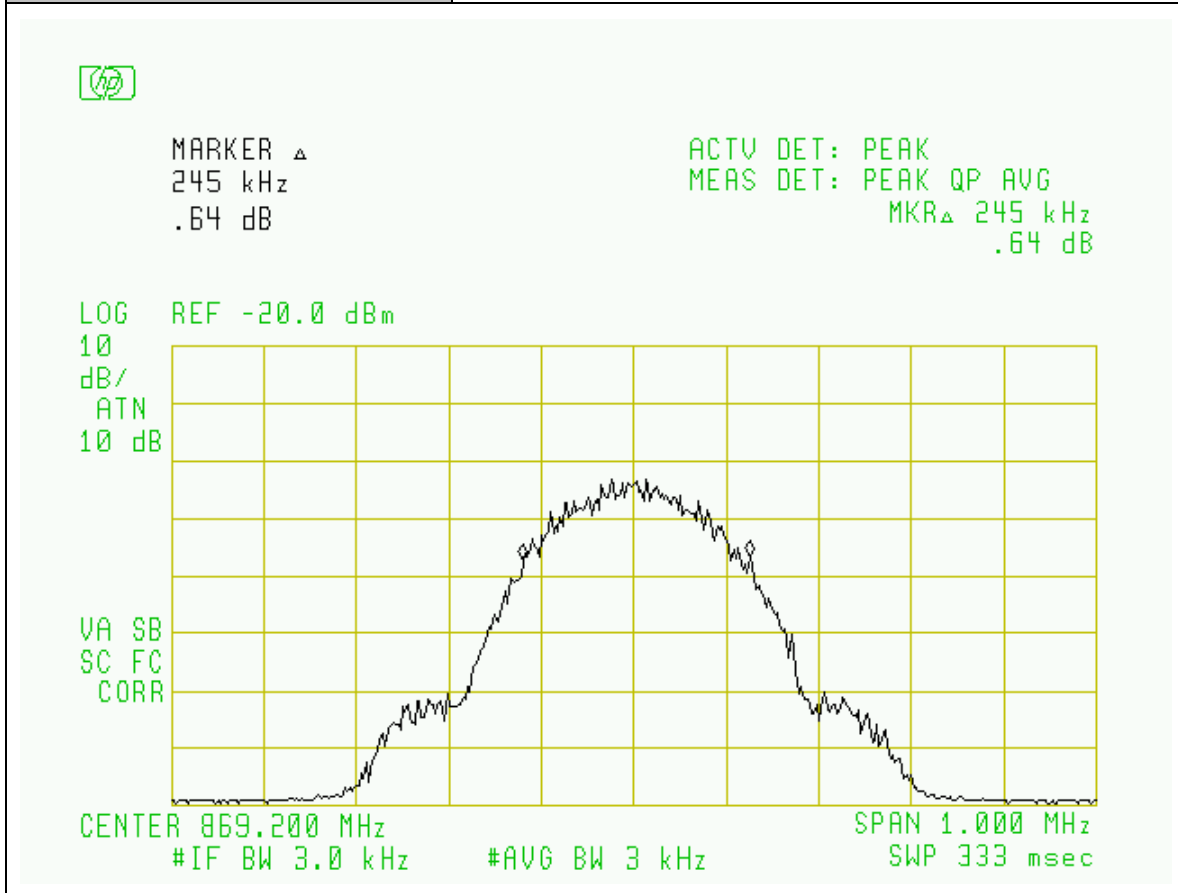
Project Number:	0048-050720-01
EUT:	Shyam Dual Band Home Booster DBHB-20
SN:	DBHBCE001
Tested By:	Wei Li
Temperature:	70° F
Humidity:	30%

Section:	Occupied Bandwidth: Cellular Bands
Plot Name:	Downlink, Low-Channel, GSM Modulation
Configuration:	SG Input: -55dBm, Output Port: EUT MOBILE



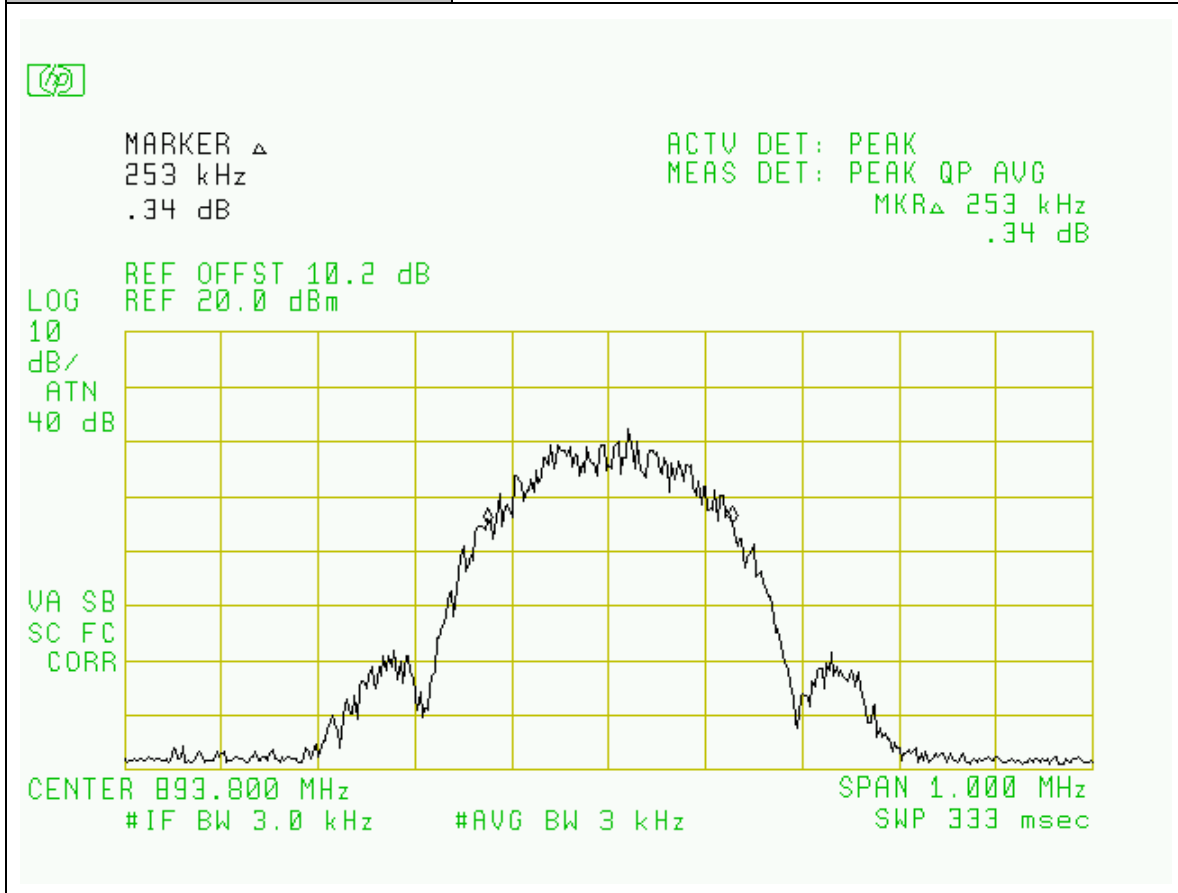
Project Number:	0048-050720-01
EUT:	Shyam Dual Band Home Booster DBHB-20
SN:	DBHBCE001
Tested By:	Wei Li
Temperature:	70° F
Humidity:	30%

Section:	Occupied Bandwidth: Cellular Bands
Plot Name:	Downlink, Low-Channel, GSM Modulation
Configuration:	SG Input: -55dBm, Output Port: SG



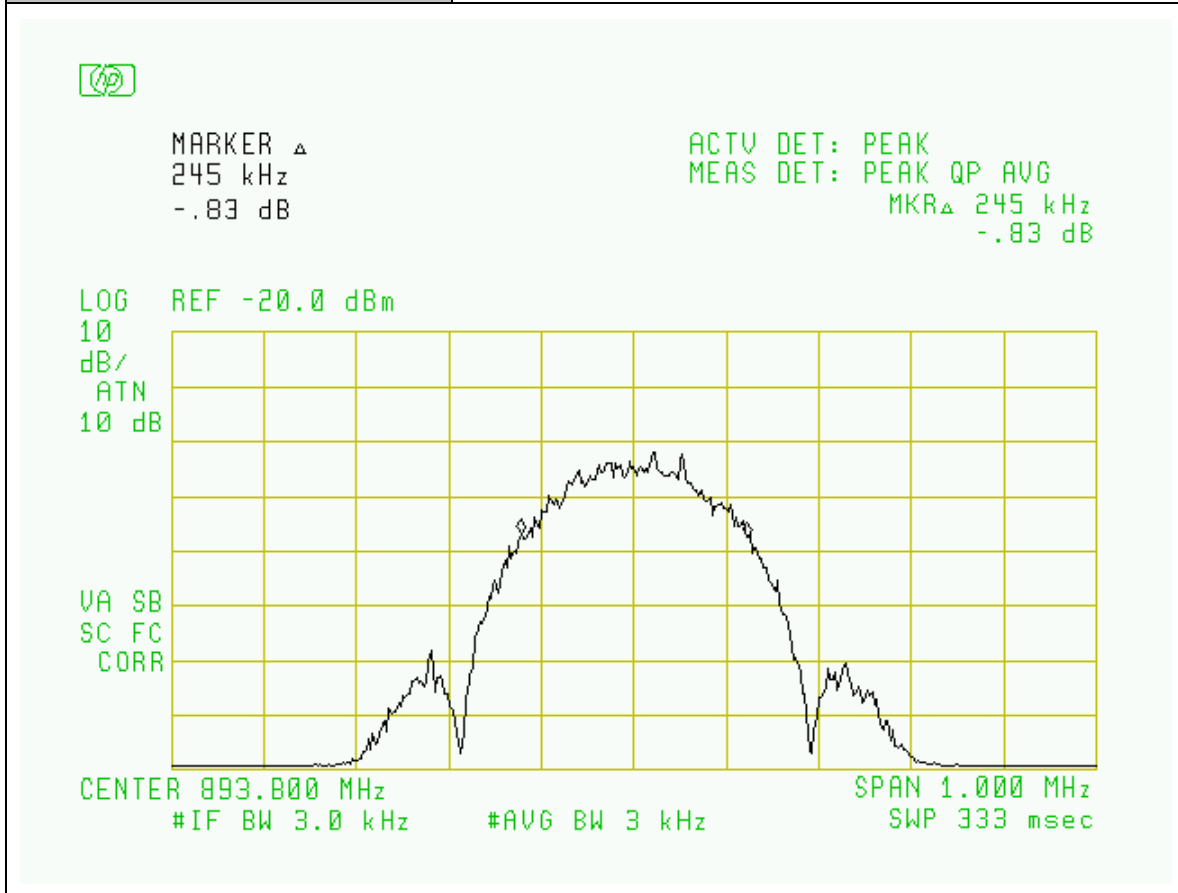
Project Number:	0048-050720-01
EUT:	Shyam Dual Band Home Booster DBHB-20
SN:	DBHBCE001
Tested By:	Wei Li
Temperature:	70° F
Humidity:	30%

Section:	Occupied Bandwidth: Cellular Bands
Plot Name:	Downlink, Hi-Channel, EDGE Modulation
Configuration:	SG Input: -55dBm, Output Port: EUT MOBILE



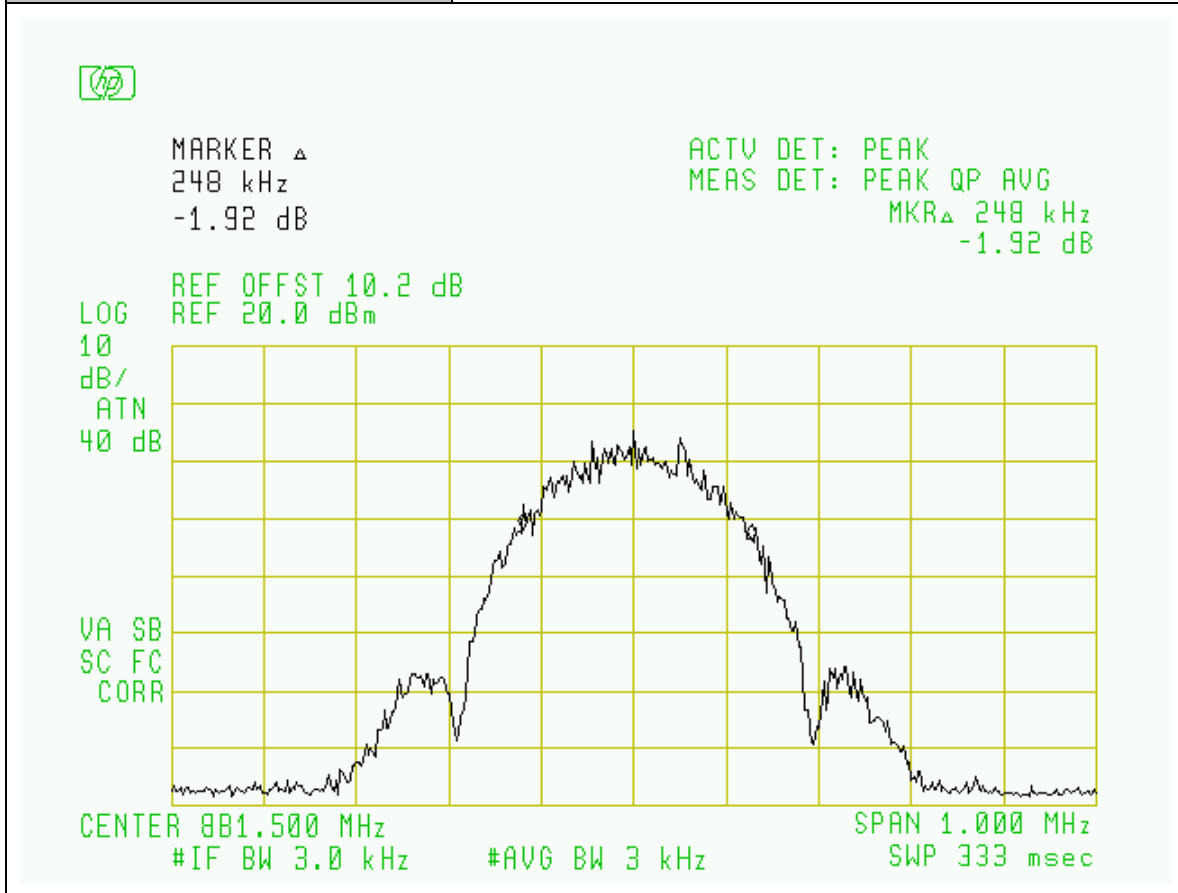
Project Number:	0048-050720-01
EUT:	Shyam Dual Band Home Booster DBHB-20
SN:	DBHBCE001
Tested By:	Wei Li
Temperature:	70°F
Humidity:	30%

Section:	Occupied Bandwidth: Cellular Bands
Plot Name:	Downlink, Hi-Channel, EDGE Modulation
Configuration:	SG Input: -55dBm, Output Port: SG



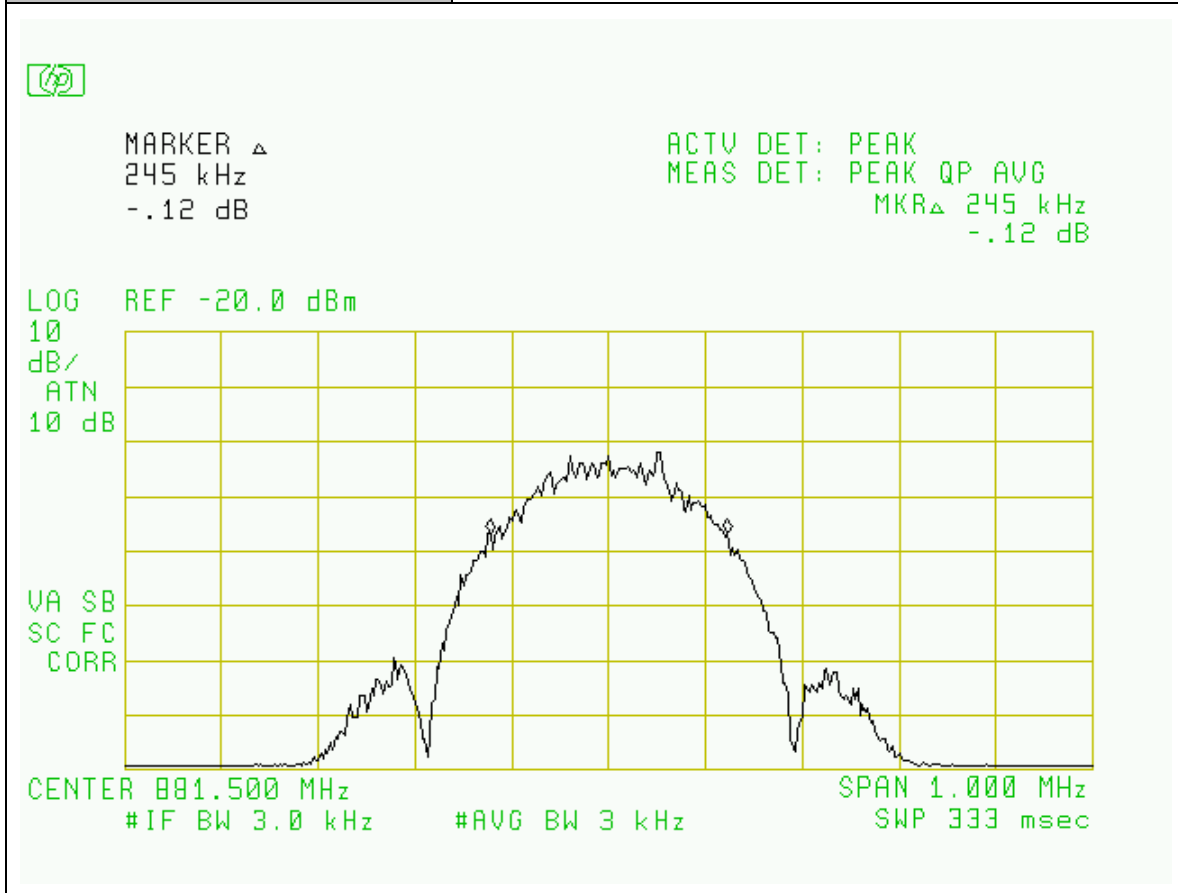
Project Number:	0048-050720-01
EUT:	Shyam Dual Band Home Booster DBHB-20
SN:	DBHBCE001
Tested By:	Wei Li
Temperature:	70° F
Humidity:	30%

Section:	Occupied Bandwidth: Cellular Bands
Plot Name:	Downlink, Mid-Channel, EDGE Modulation
Configuration:	SG Input: -55dBm, Output Port: EUT MOBILE



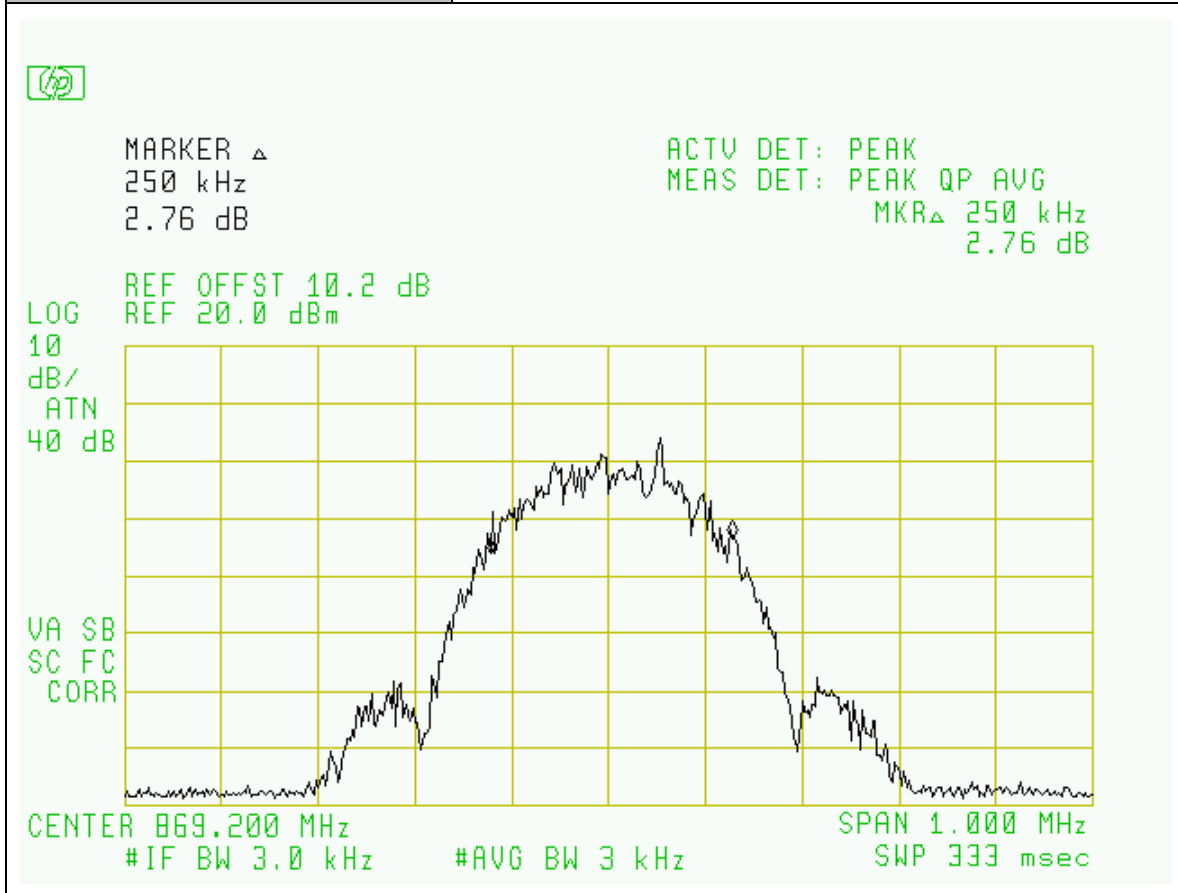
Project Number:	0048-050720-01
EUT:	Shyam Dual Band Home Booster DBHB-20
SN:	DBHBCE001
Tested By:	Wei Li
Temperature:	70° F
Humidity:	30%

Section:	Occupied Bandwidth: Cellular Bands
Plot Name:	Downlink, Mid-Channel, EDGE Modulation
Configuration:	SG Input: -55dBm, Output Port: SG



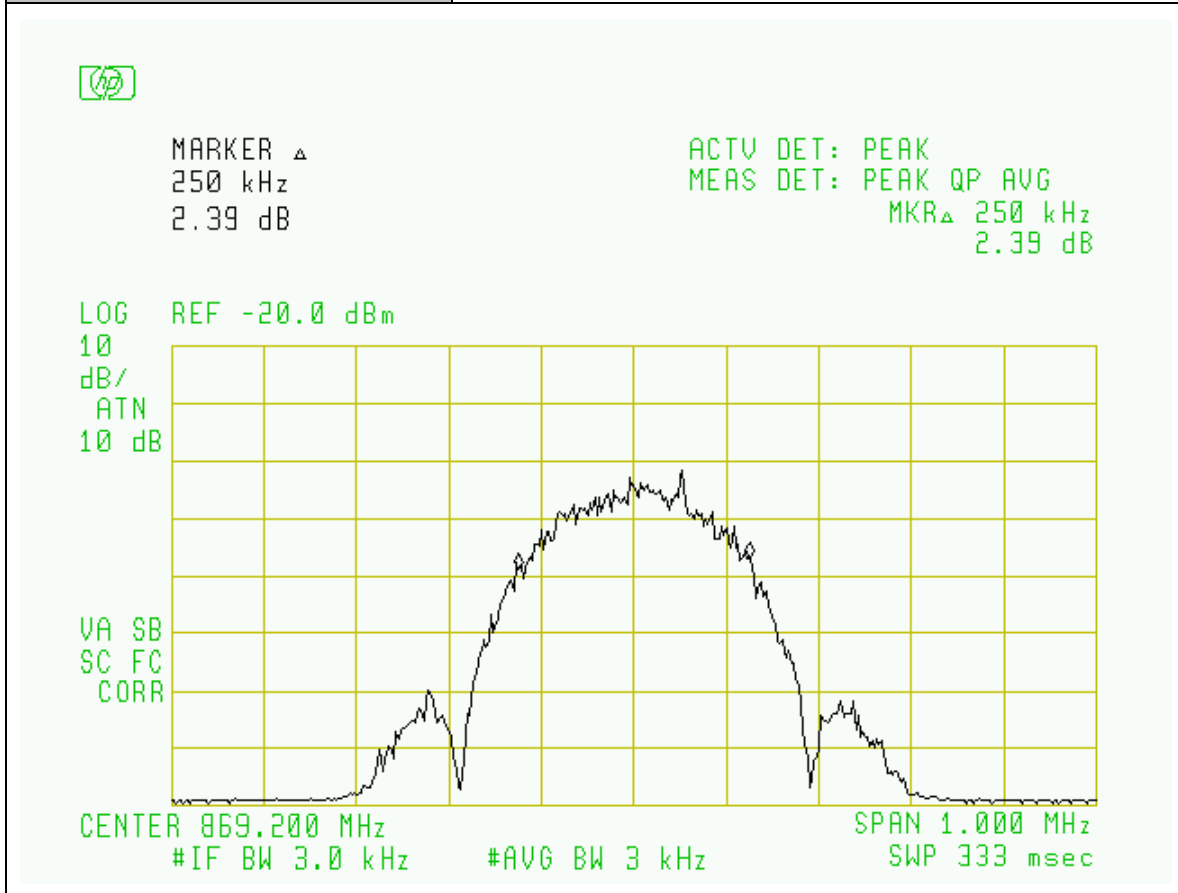
Project Number:	0048-050720-01
EUT:	Shyam Dual Band Home Booster DBHB-20
SN:	DBHBCE001
Tested By:	Wei Li
Temperature:	70° F
Humidity:	30%

Section:	Occupied Bandwidth: Cellular Bands
Plot Name:	Downlink, Low-Channel, EDGE Modulation
Configuration:	SG Input: -55dBm, Output Port: EUT MOBILE



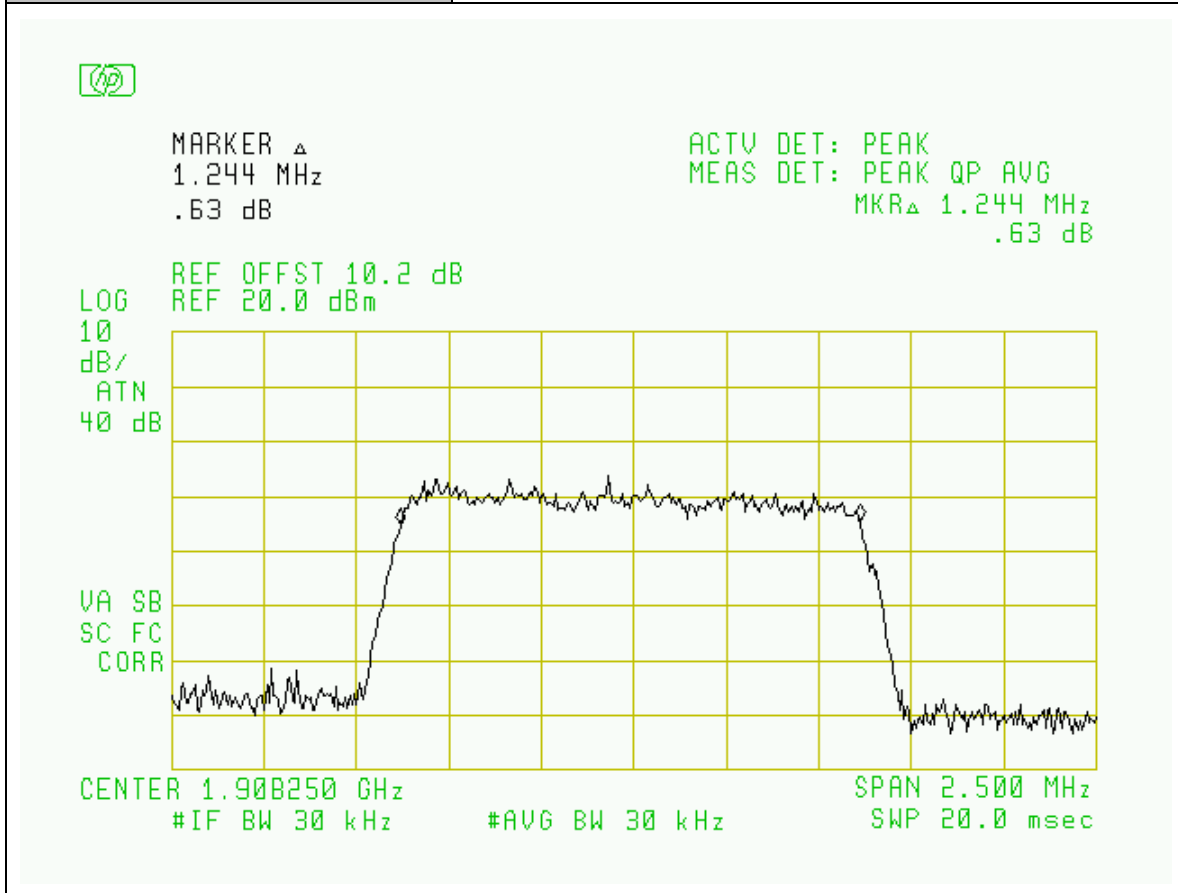
Project Number:	0048-050720-01
EUT:	Shyam Dual Band Home Booster DBHB-20
SN:	DBHBCE001
Tested By:	Wei Li
Temperature:	70°F
Humidity:	30%

Section:	Occupied Bandwidth: Cellular Bands
Plot Name:	Downlink, Low-Channel, EDGE Modulation
Configuration:	SG Input: -55dBm, Output Port: SG



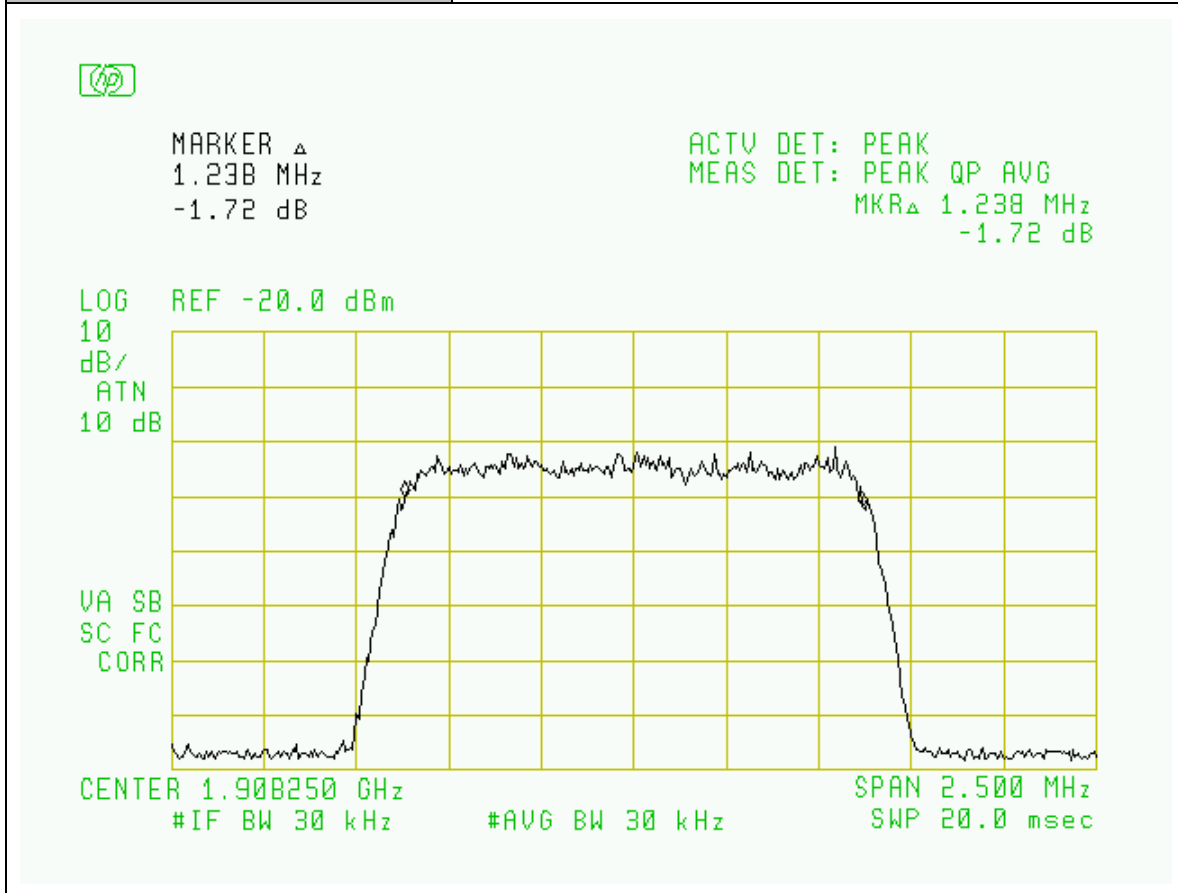
Project Number:	0048-050720-01
EUT:	Shyam Dual Band Home Booster DBHB-20
SN:	DBHBCE001
Tested By:	Wei Li
Temperature:	70°F
Humidity:	30%

Section:	Occupied Bandwidth: PCS Bands
Plot Name:	Uplink, Hi-Channel, CDMA Modulation
Configuration:	SG Input: -55dBm, Output Port: EUT BTS



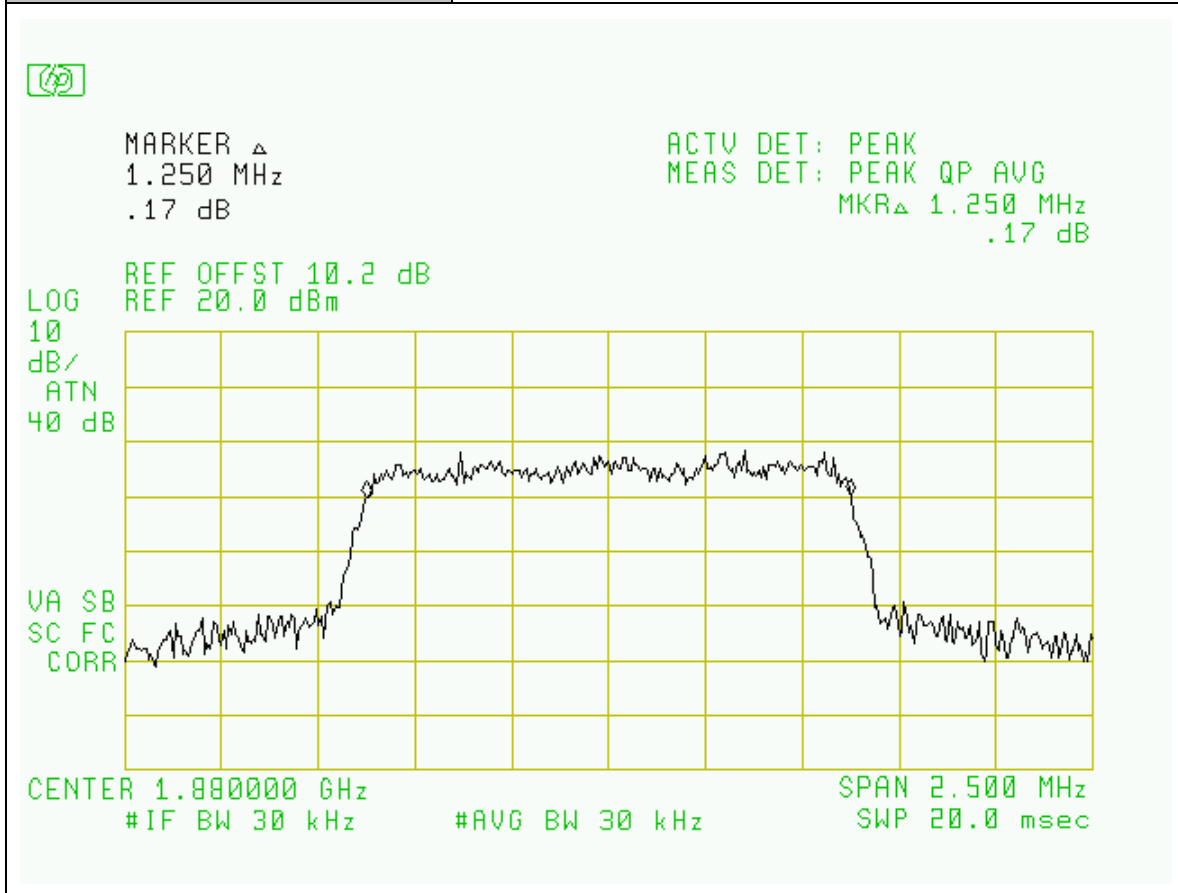
Project Number:	0048-050720-01
EUT:	Shyam Dual Band Home Booster DBHB-20
SN:	DBHBCE001
Tested By:	Wei Li
Temperature:	70°F
Humidity:	30%

Section:	Occupied Bandwidth: PCS Bands
Plot Name:	Uplink, Hi-Channel, CDMA Modulation
Configuration:	SG Input: -55dBm, Output Port: SG



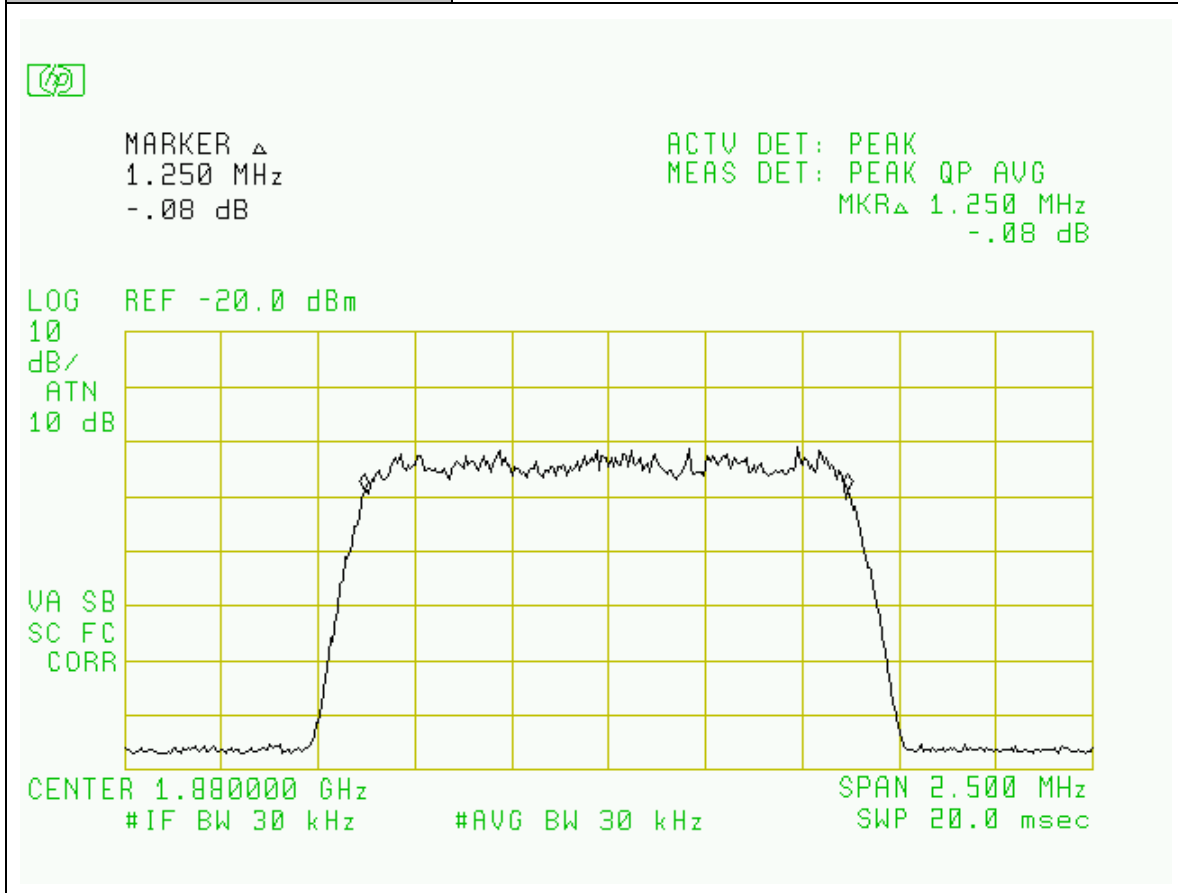
Project Number:	0048-050720-01
EUT:	Shyam Dual Band Home Booster DBHB-20
SN:	DBHBCE001
Tested By:	Wei Li
Temperature:	70° F
Humidity:	30%

Section:	Occupied Bandwidth: Cellular Bands
Plot Name:	Uplink, Mid-Channel, CDMA Modulation
Configuration:	SG Input: -55dBm, Output Port: EUT BTS



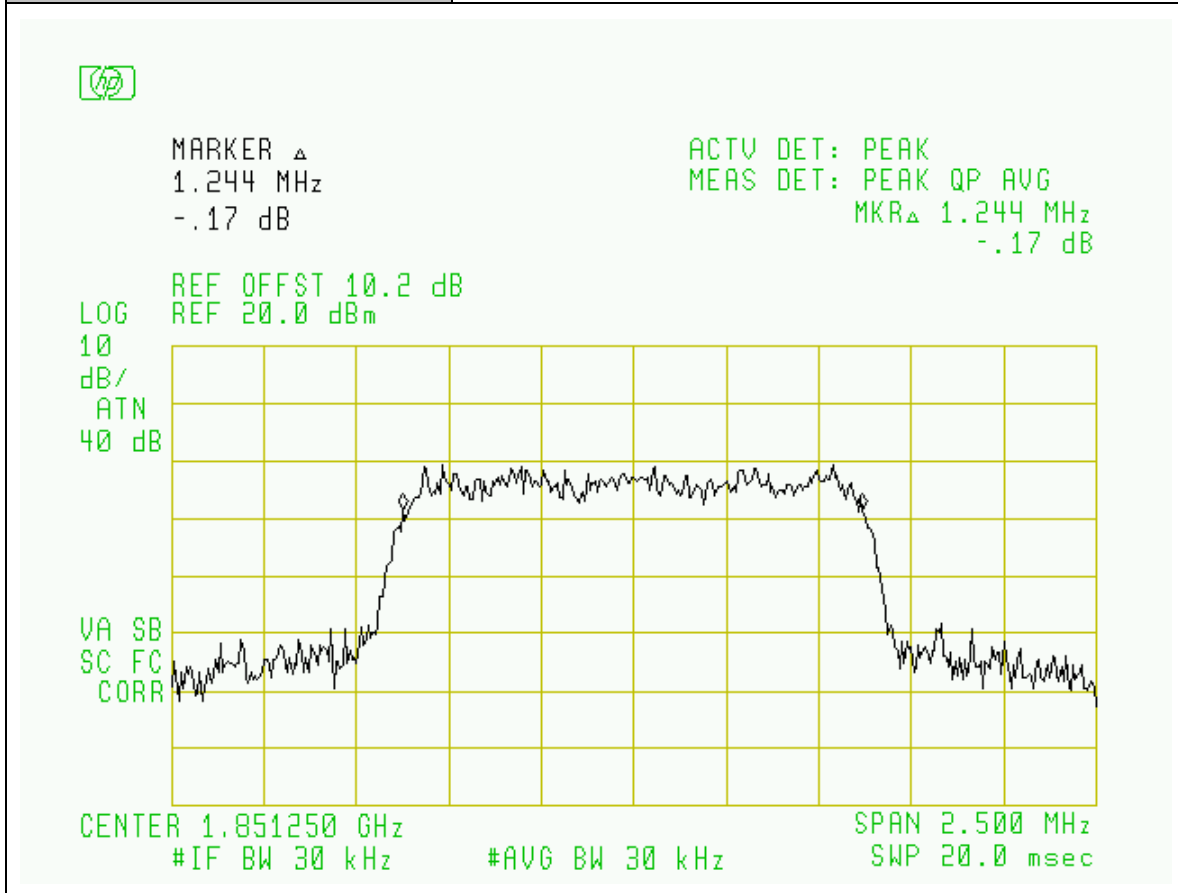
Project Number:	0048-050720-01
EUT:	Shyam Dual Band Home Booster DBHB-20
SN:	DBHBCE001
Tested By:	Wei Li
Temperature:	70°F
Humidity:	30%

Section:	Occupied Bandwidth: PCS Bands
Plot Name:	Uplink, Mid-Channel, CDMA Modulation
Configuration:	SG Input: -55dBm, Output Port: SG



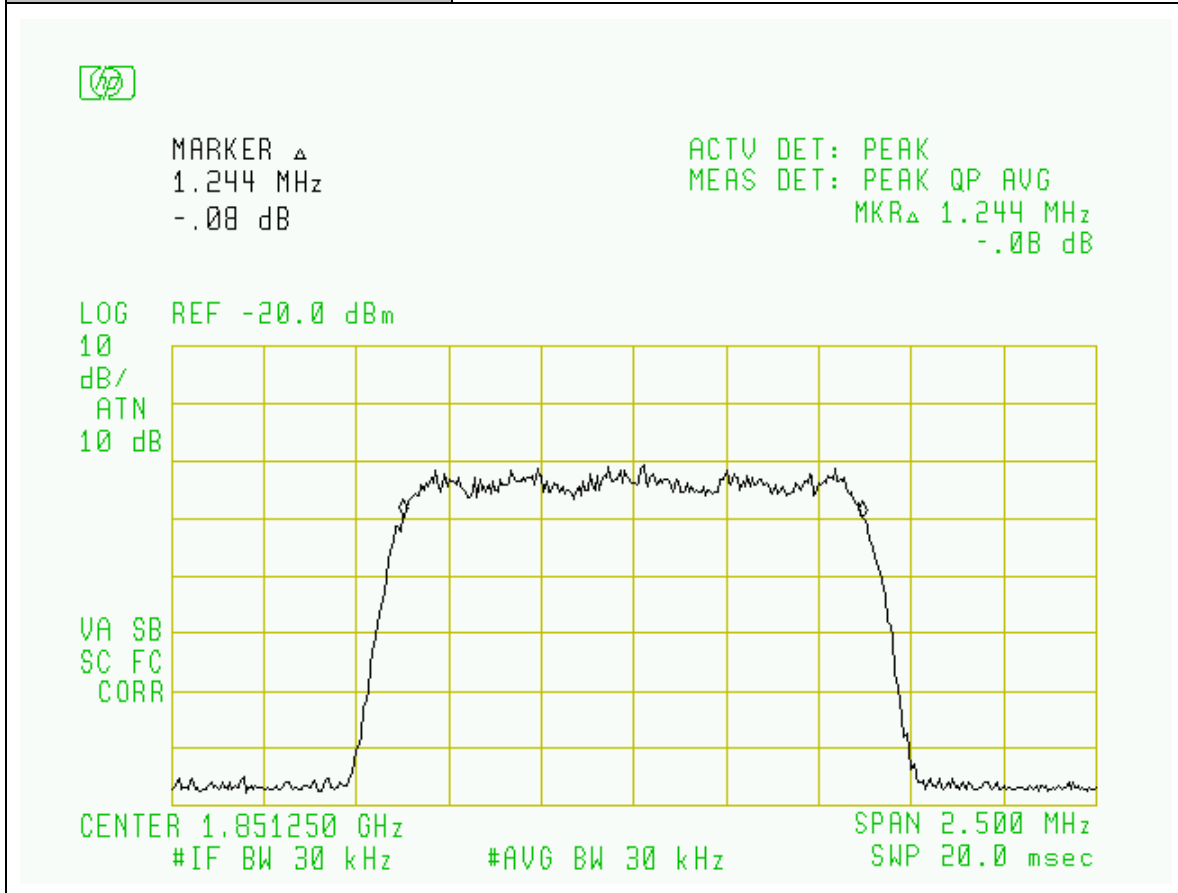
Project Number:	0048-050720-01
EUT:	Shyam Dual Band Home Booster DBHB-20
SN:	DBHBCE001
Tested By:	Wei Li
Temperature:	70° F
Humidity:	30%

Section:	Occupied Bandwidth: PCS Bands
Plot Name:	Uplink, Low-Channel, CDMA Modulation
Configuration:	SG Input: -55dBm, Output Port: EUT BTS



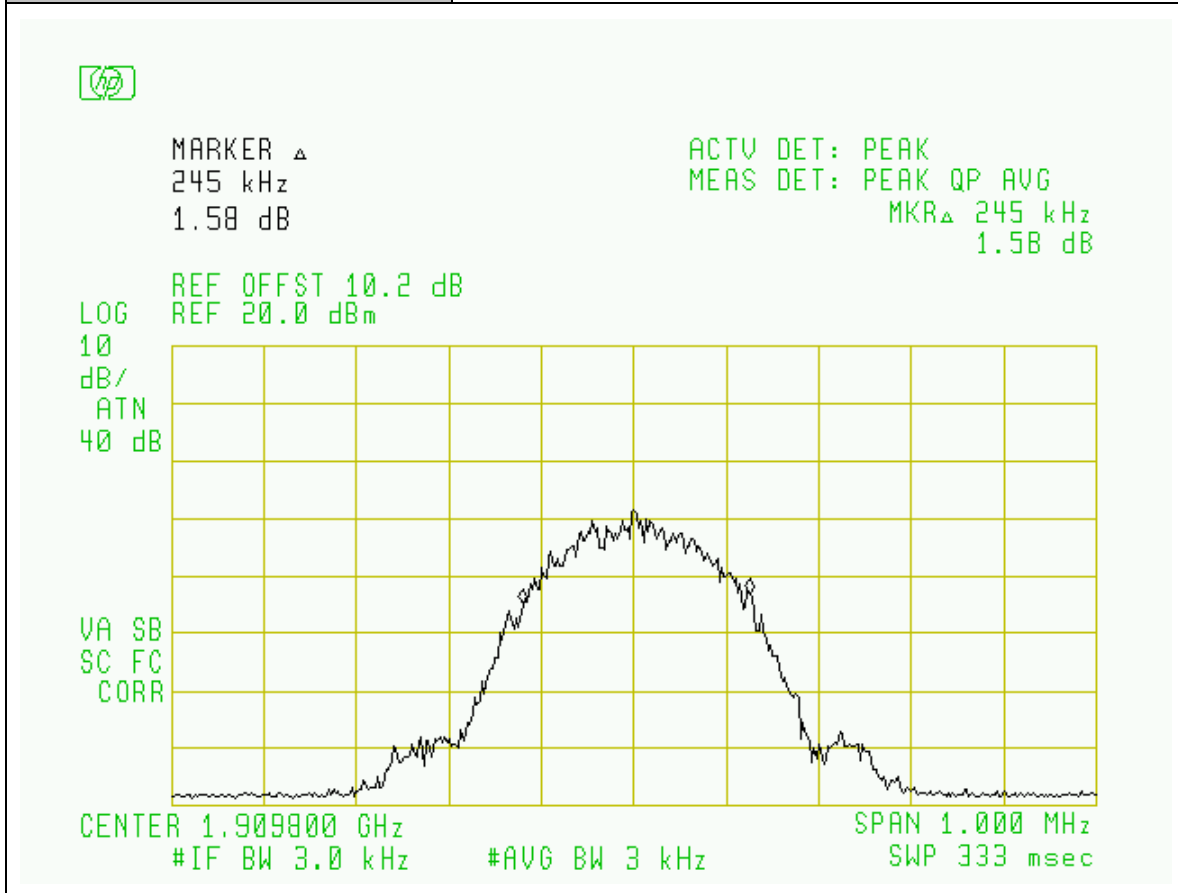
Project Number:	0048-050720-01
EUT:	Shyam Dual Band Home Booster DBHB-20
SN:	DBHBCE001
Tested By:	Wei Li
Temperature:	70° F
Humidity:	30%

Section:	Occupied Bandwidth: PCS Bands
Plot Name:	Uplink, Low-Channel, CDMA Modulation
Configuration:	SG Input: -55dBm, Output Port: SG



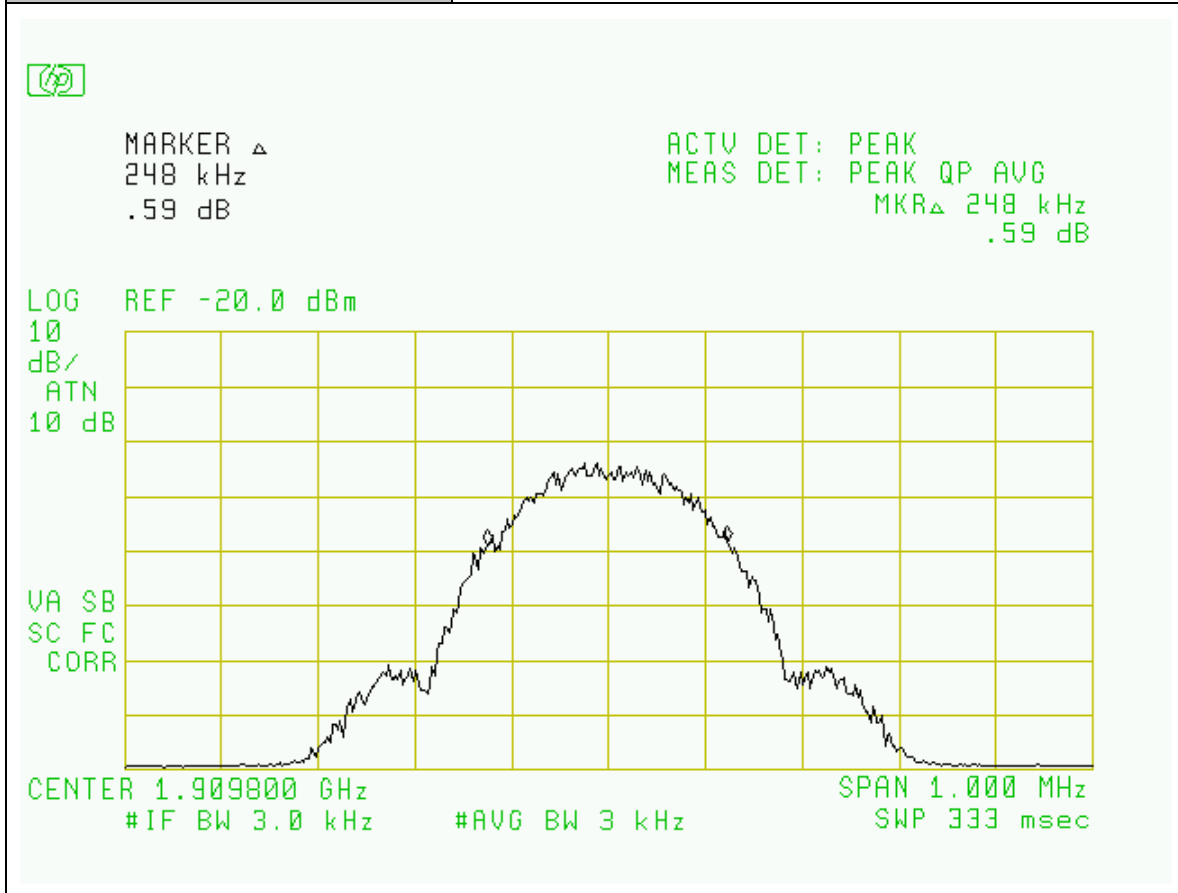
Project Number:	0048-050720-01
EUT:	Shyam Dual Band Home Booster DBHB-20
SN:	DBHBCE001
Tested By:	Wei Li
Temperature:	70°F
Humidity:	30%

Section:	Occupied Bandwidth: PCS Bands
Plot Name:	Uplink, Hi-Channel, GSM Modulation
Configuration:	SG Input: -55dBm, Output Port: EUT BTS



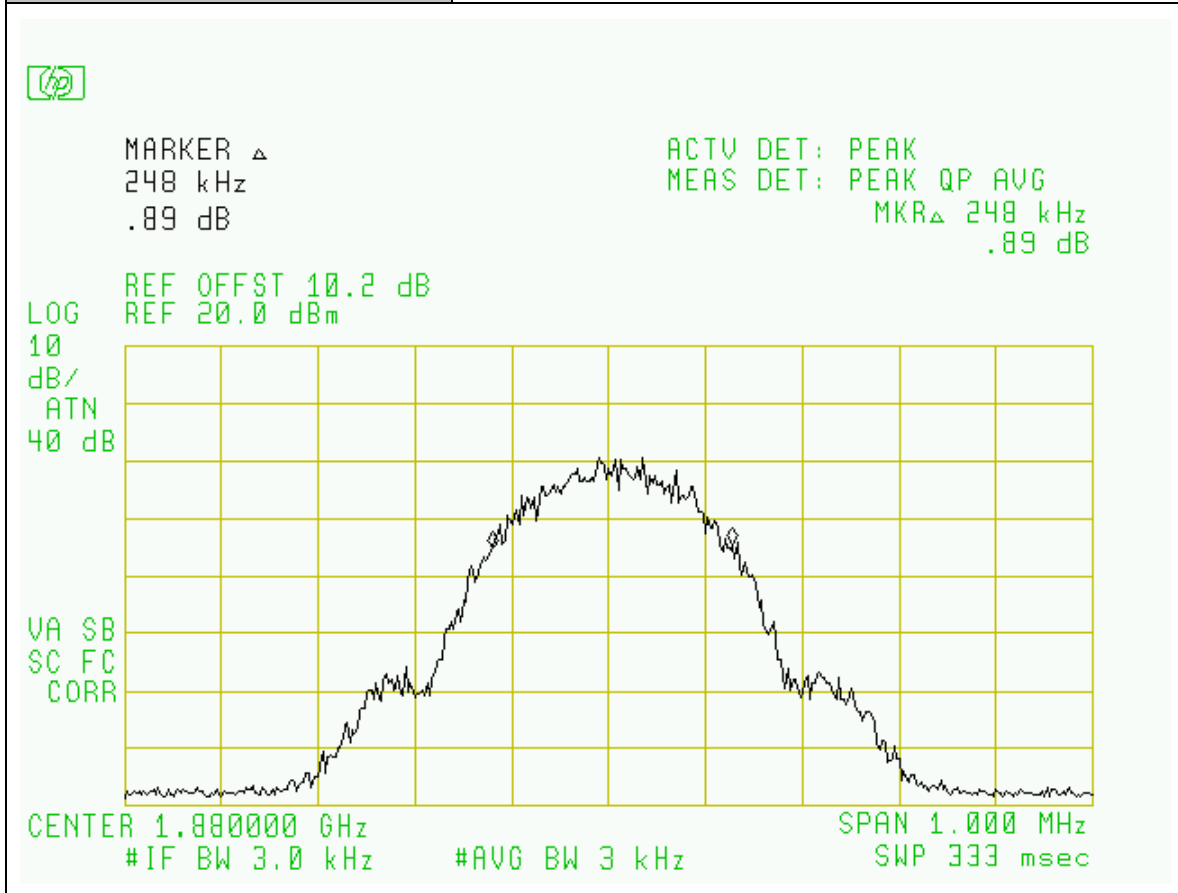
Project Number:	0048-050720-01
EUT:	Shyam Dual Band Home Booster DBHB-20
SN:	DBHBCE001
Tested By:	Wei Li
Temperature:	70° F
Humidity:	30%

Section:	Occupied Bandwidth: PCS Bands
Plot Name:	Uplink, Hi-Channel, GSM Modulation
Configuration:	SG Input: -55dBm, Output Port: SG



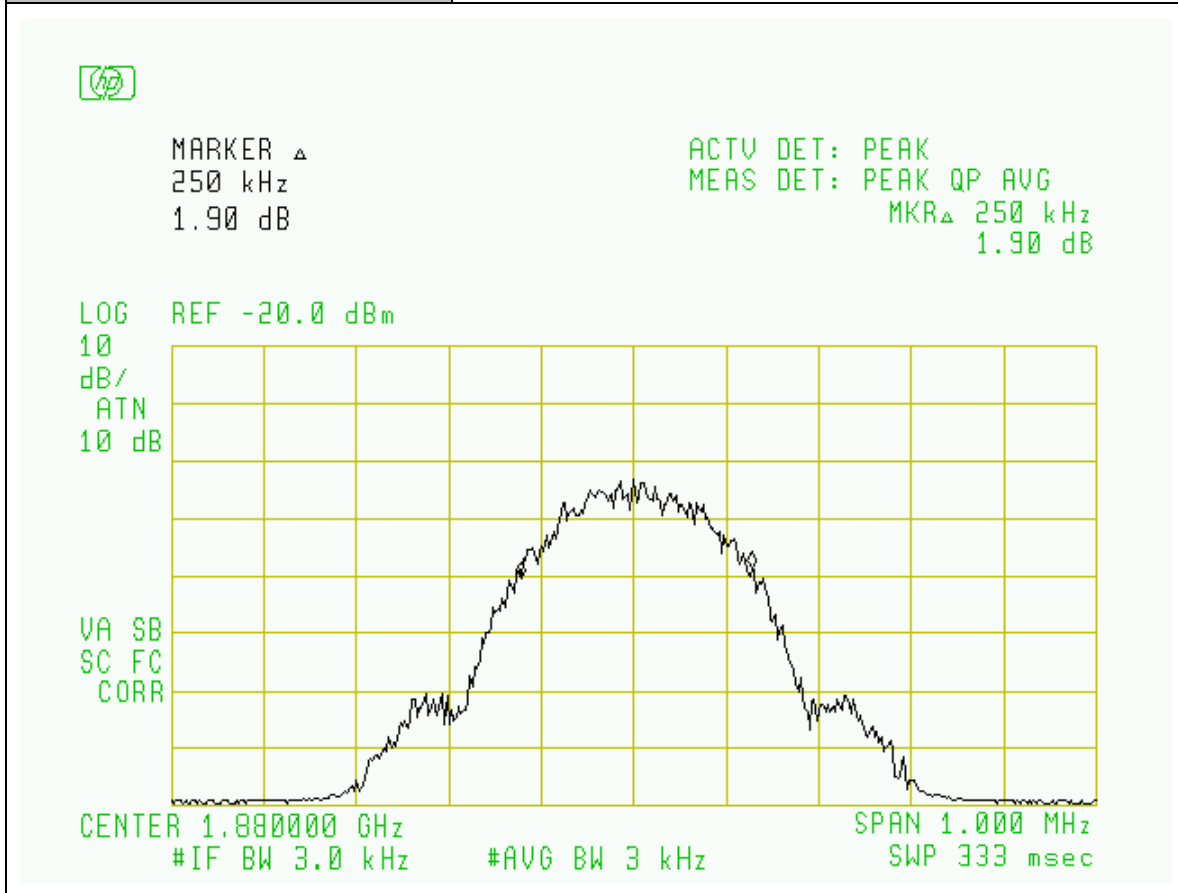
Project Number:	0048-050720-01
EUT:	Shyam Dual Band Home Booster DBHB-20
SN:	DBHBCE001
Tested By:	Wei Li
Temperature:	70° F
Humidity:	30%

Section:	Occupied Bandwidth: PCS Bands
Plot Name:	Uplink, Mid-Channel, GSM Modulation
Configuration:	SG Input: -55dBm, Output Port: EUT BTS



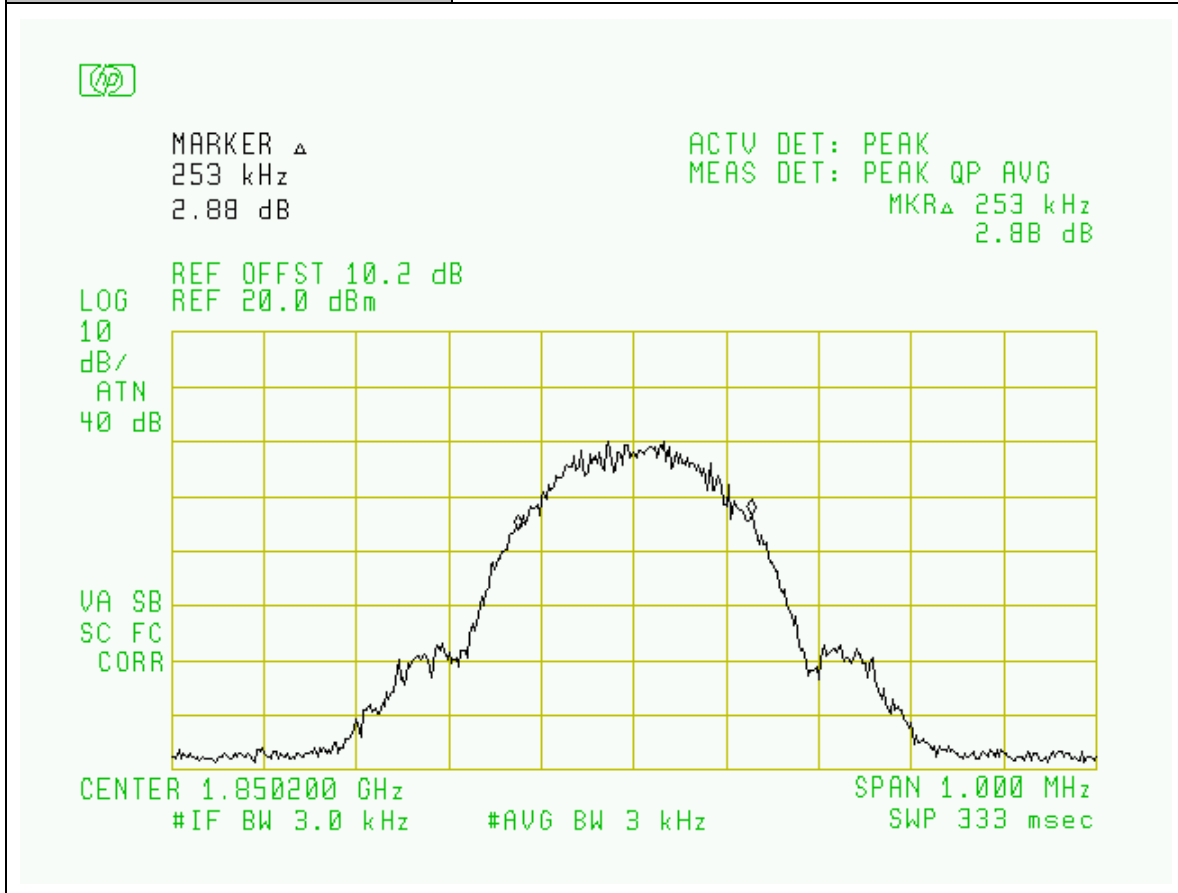
Project Number:	0048-050720-01
EUT:	Shyam Dual Band Home Booster DBHB-20
SN:	DBHBCE001
Tested By:	Wei Li
Temperature:	70° F
Humidity:	30%

Section:	Occupied Bandwidth: PCS Bands
Plot Name:	Uplink, Mid-Channel, GSM Modulation
Configuration:	SG Input: -55dBm, Output Port: SG



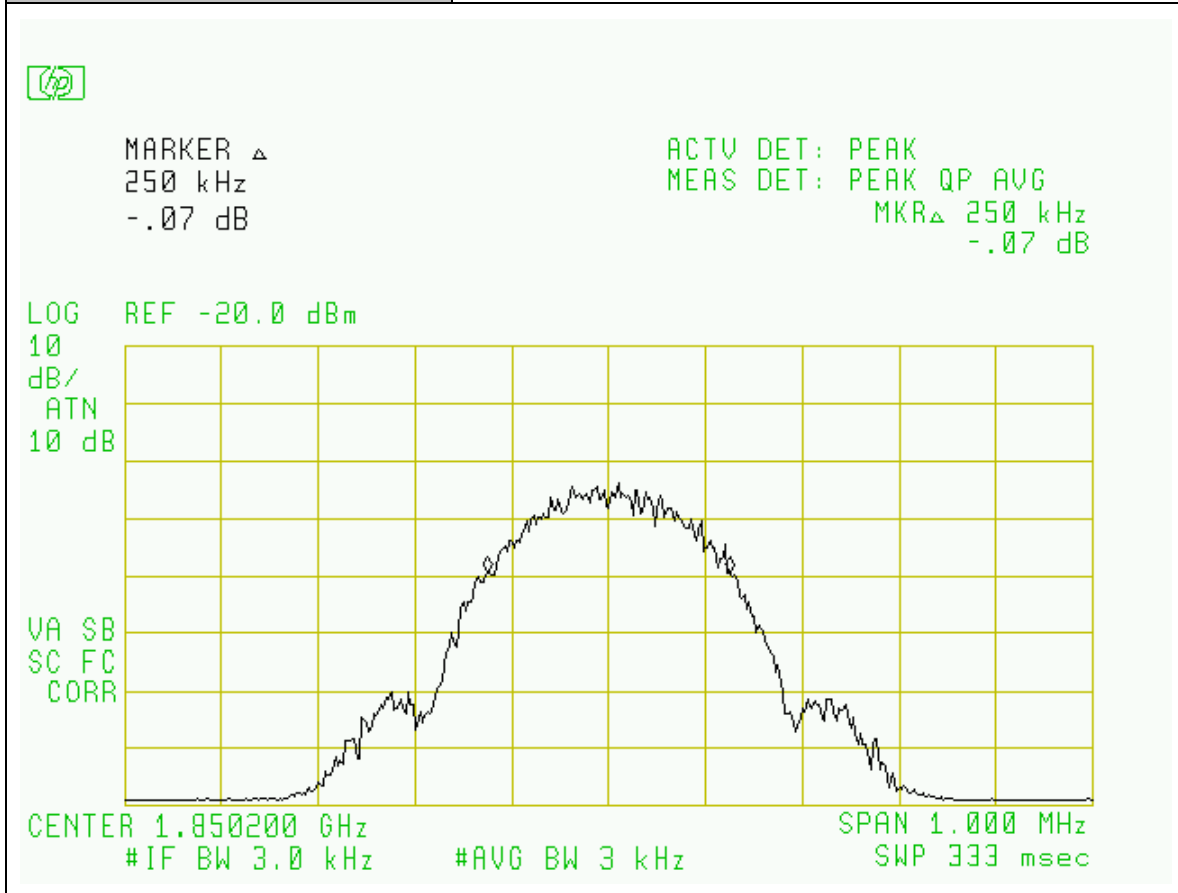
Project Number:	0048-050720-01
EUT:	Shyam Dual Band Home Booster DBHB-20
SN:	DBHBCE001
Tested By:	Wei Li
Temperature:	70° F
Humidity:	30%

Section:	Occupied Bandwidth: PCS Bands
Plot Name:	Uplink, Low-Channel, GSM Modulation
Configuration:	SG Input: -55dBm, Output Port: EUT BTS



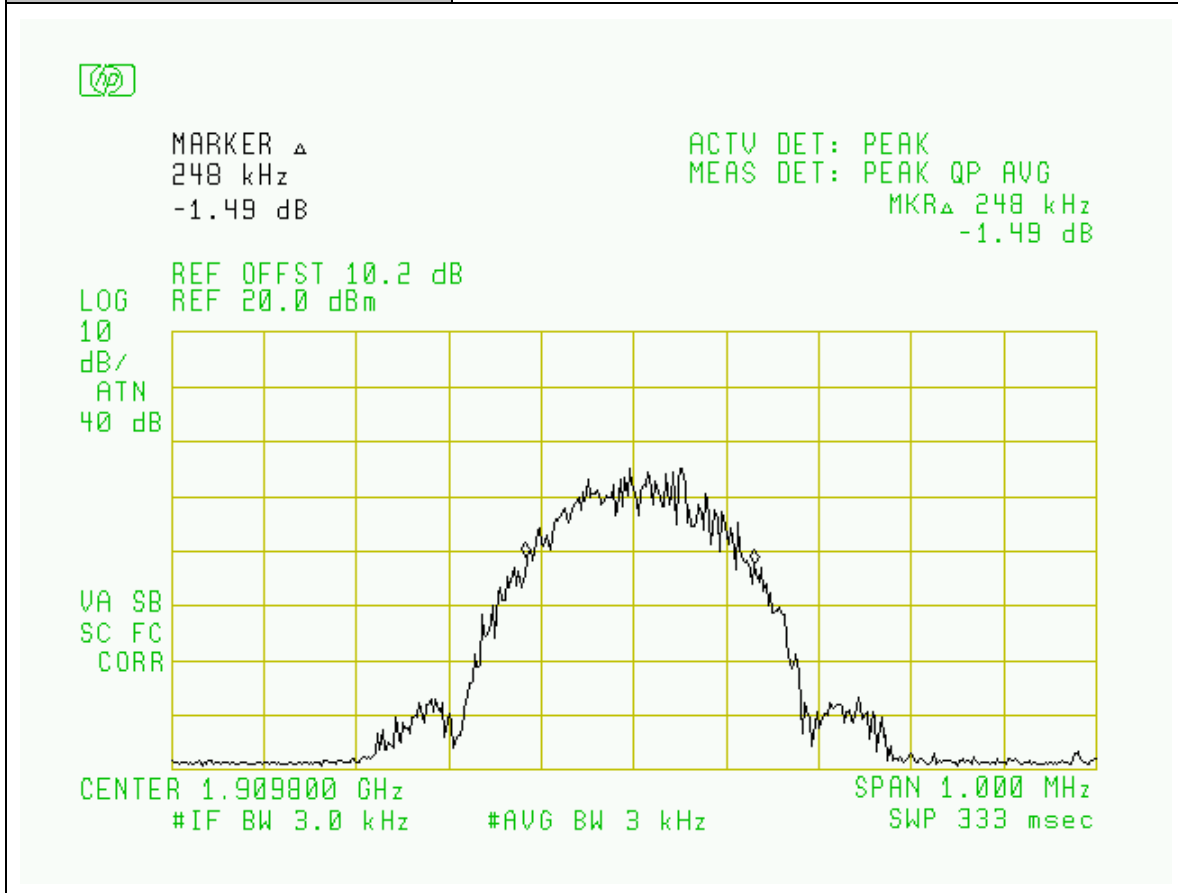
Project Number:	0048-050720-01
EUT:	Shyam Dual Band Home Booster DBHB-20
SN:	DBHBCE001
Tested By:	Wei Li
Temperature:	70° F
Humidity:	30%

Section:	Occupied Bandwidth: PCS Bands
Plot Name:	Uplink, Low-Channel, GSM Modulation
Configuration:	SG Input: -55dBm, Output Port: SG



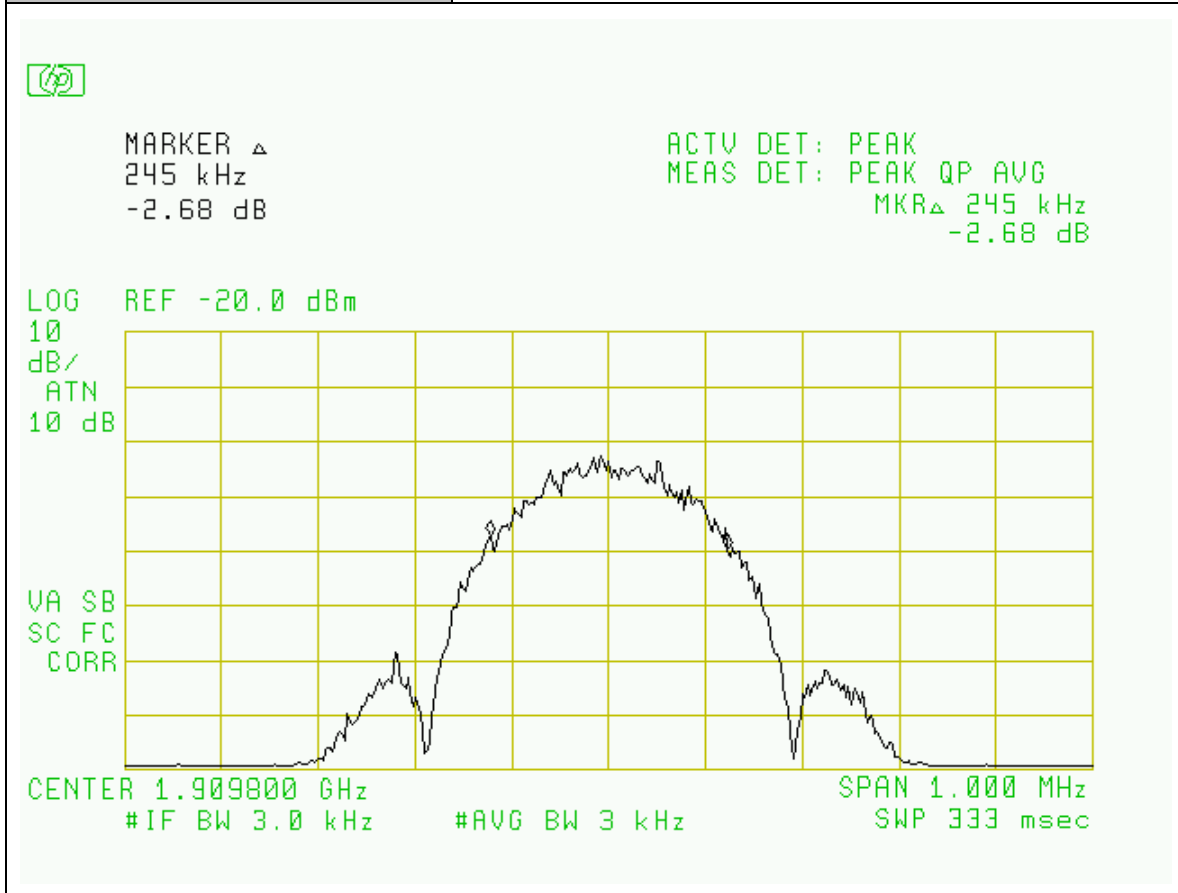
Project Number:	0048-050720-01
EUT:	Shyam Dual Band Home Booster DBHB-20
SN:	DBHBCE001
Tested By:	Wei Li
Temperature:	70°F
Humidity:	30%

Section:	Occupied Bandwidth: PCS Bands
Plot Name:	Uplink, Hi-Channel, EDGE Modulation
Configuration:	SG Input: -55dBm, Output Port: EUT BTS



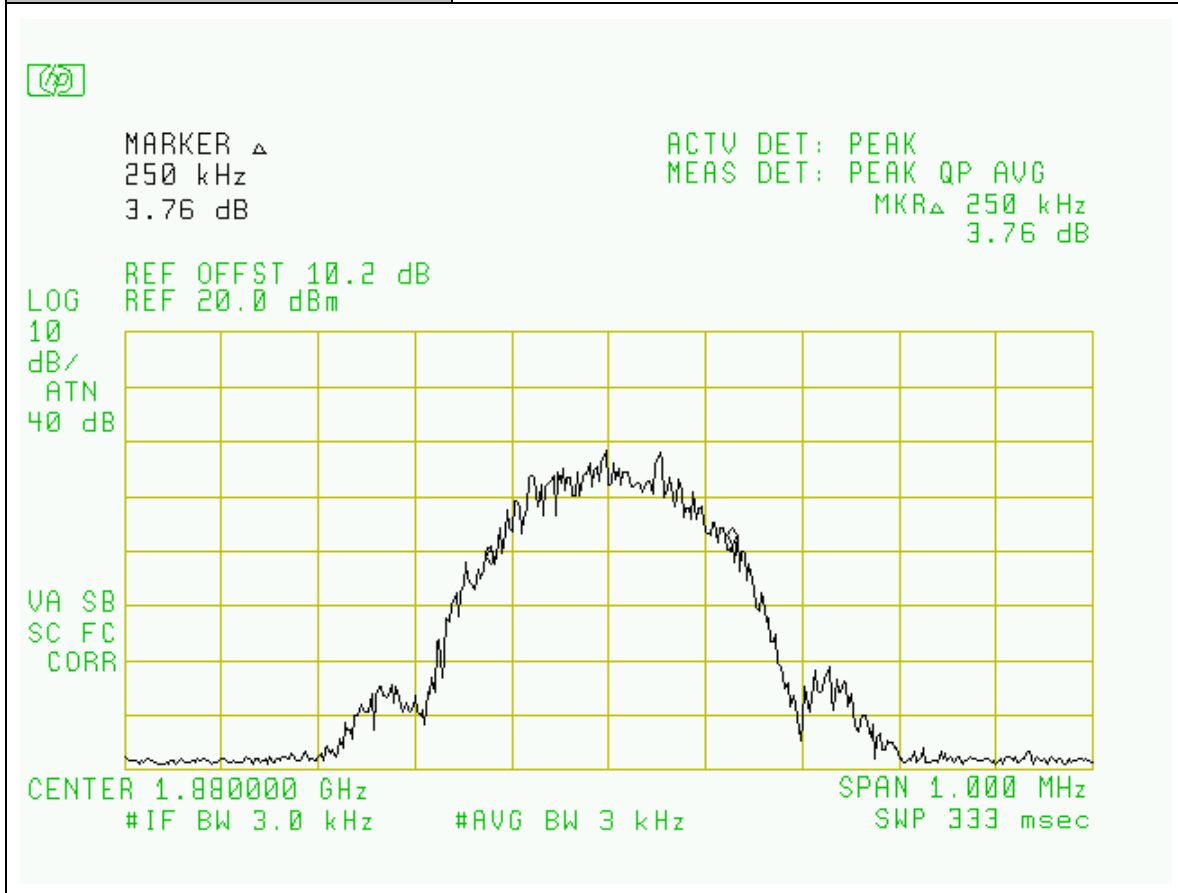
Project Number:	0048-050720-01
EUT:	Shyam Dual Band Home Booster DBHB-20
SN:	DBHBCE001
Tested By:	Wei Li
Temperature:	70°F
Humidity:	30%

Section:	Occupied Bandwidth: PCS Bands
Plot Name:	Uplink, Hi-Channel, EDGE Modulation
Configuration:	SG Input: -55dBm, Output Port: SG



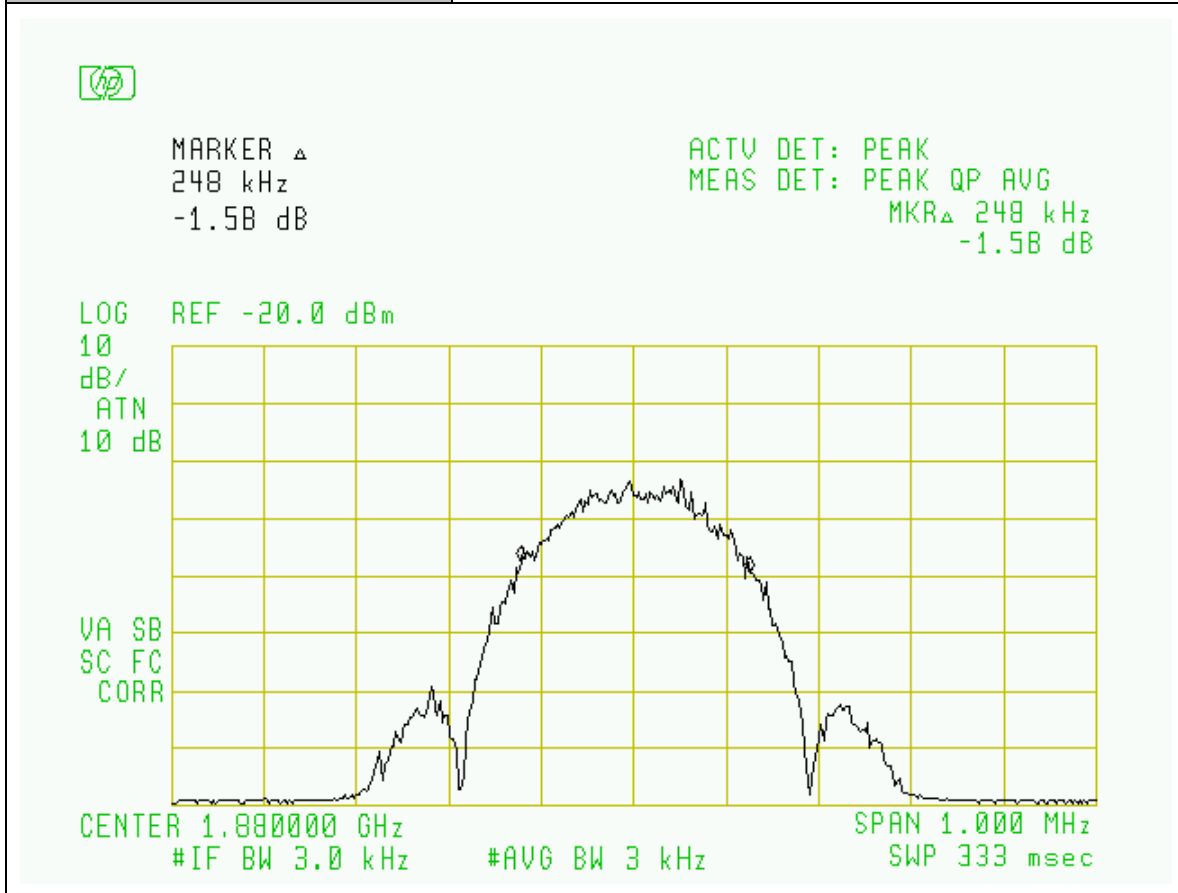
Project Number:	0048-050720-01
EUT:	Shyam Dual Band Home Booster DBHB-20
SN:	DBHBCE001
Tested By:	Wei Li
Temperature:	70° F
Humidity:	30%

Section:	Occupied Bandwidth: PCS Bands
Plot Name:	Uplink, Mid-Channel, EDGE Modulation
Configuration:	SG Input: -55dBm, Output Port: EUT BTS



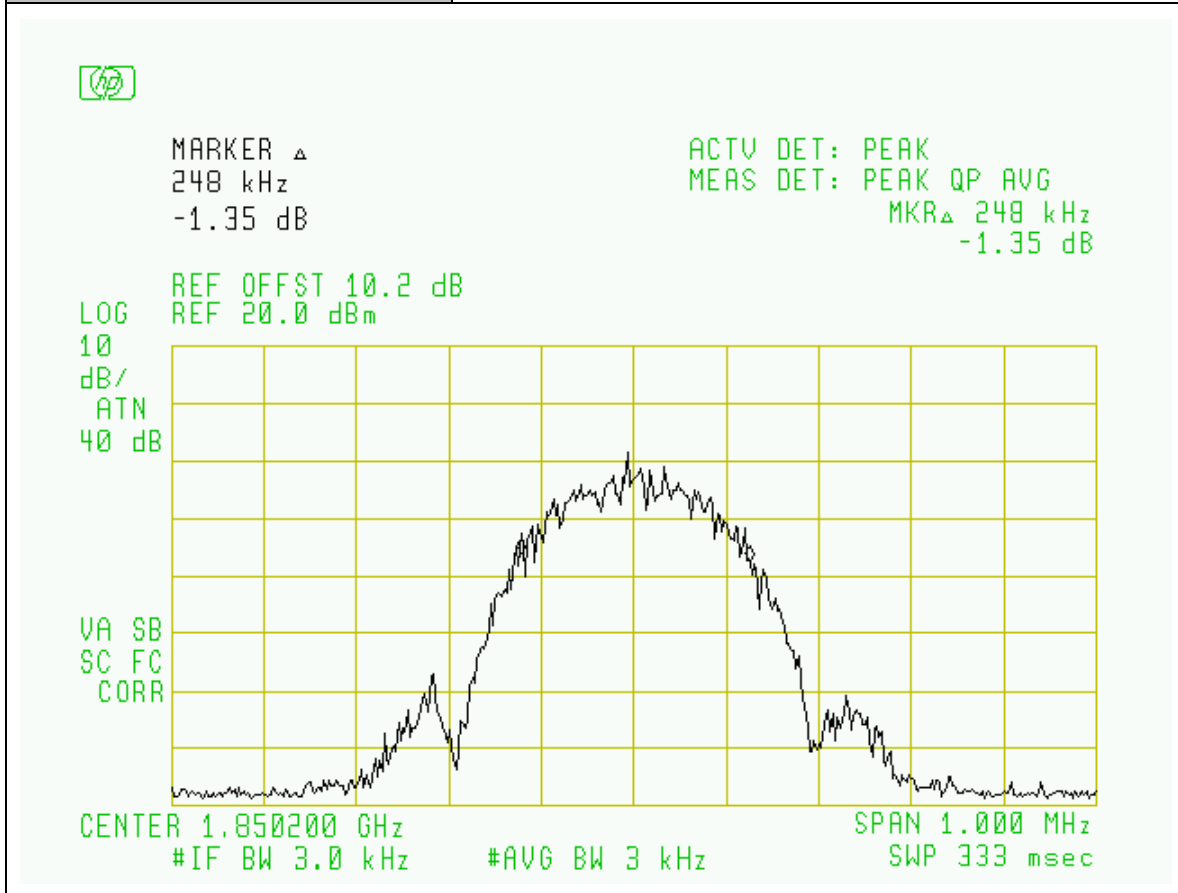
Project Number:	0048-050720-01
EUT:	Shyam Dual Band Home Booster DBHB-20
SN:	DBHBCE001
Tested By:	Wei Li
Temperature:	70°F
Humidity:	30%

Section:	Occupied Bandwidth: PCS Bands
Plot Name:	Uplink, Mid-Channel, EDGE Modulation
Configuration:	SG Input: -55dBm, Output Port: SG



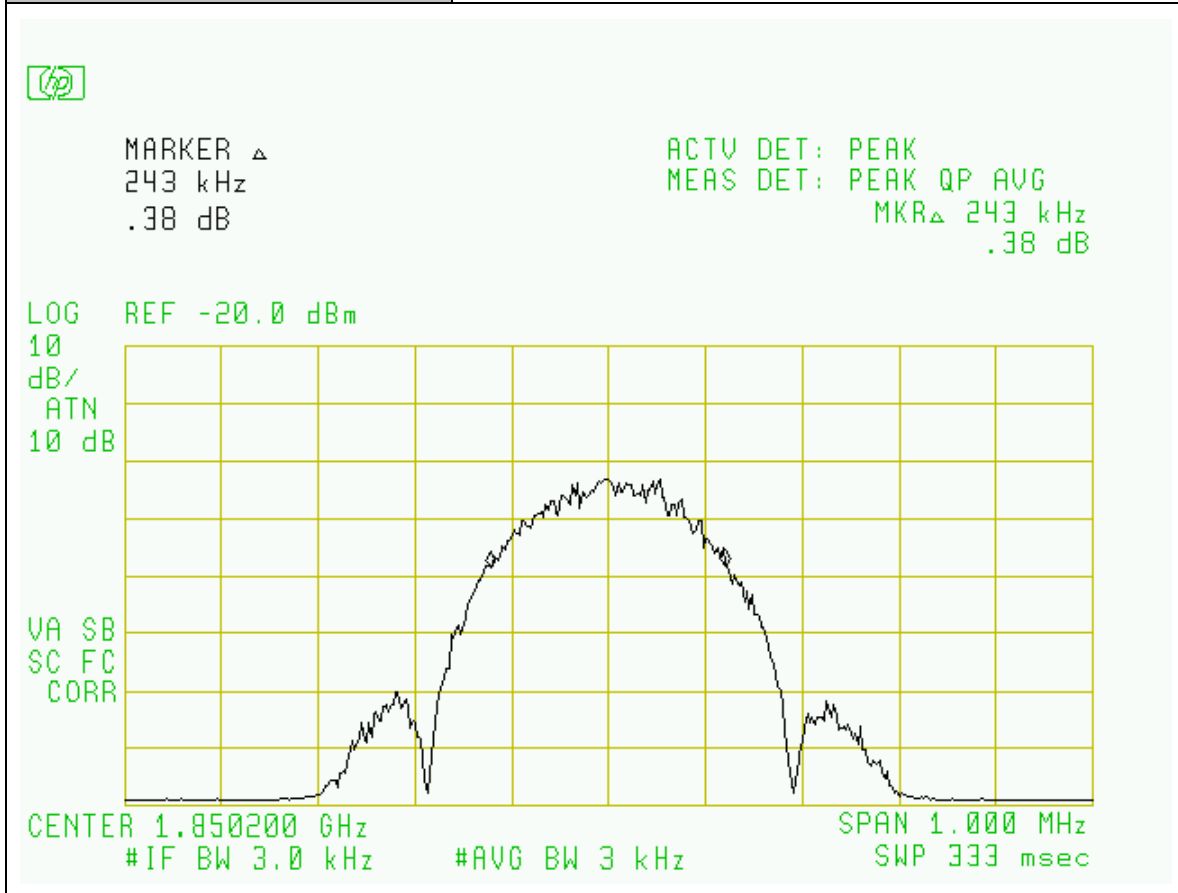
Project Number:	0048-050720-01
EUT:	Shyam Dual Band Home Booster DBHB-20
SN:	DBHBCE001
Tested By:	Wei Li
Temperature:	70°F
Humidity:	30%

Section:	Occupied Bandwidth: PCS Bands
Plot Name:	Uplink, Low-Channel, EDGE Modulation
Configuration:	SG Input: -55dBm, Output Port: EUT BTS



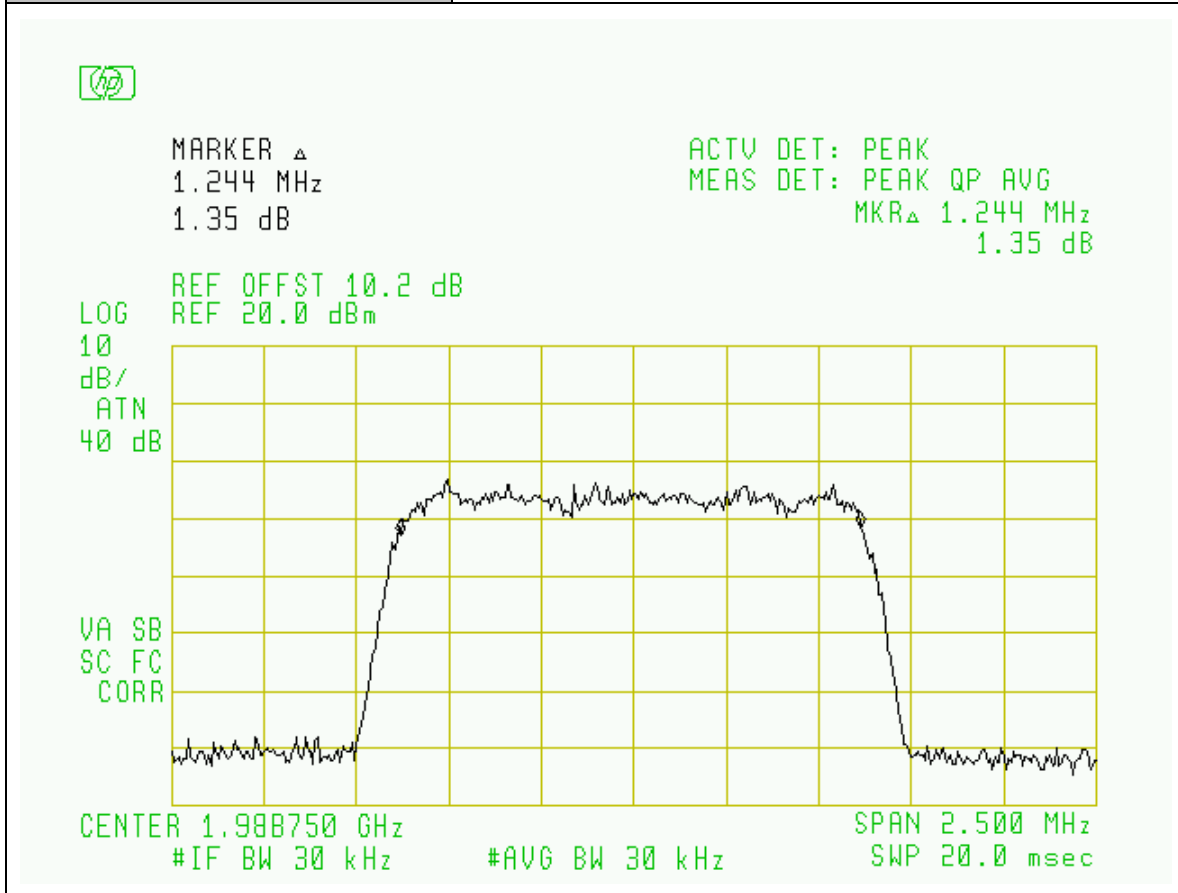
Project Number:	0048-050720-01
EUT:	Shyam Dual Band Home Booster DBHB-20
SN:	DBHBCE001
Tested By:	Wei Li
Temperature:	70° F
Humidity:	30%

Section:	Occupied Bandwidth: PCS Bands
Plot Name:	Uplink, Low-Channel, EDGE Modulation
Configuration:	SG Input: -55dBm, Output Port: SG



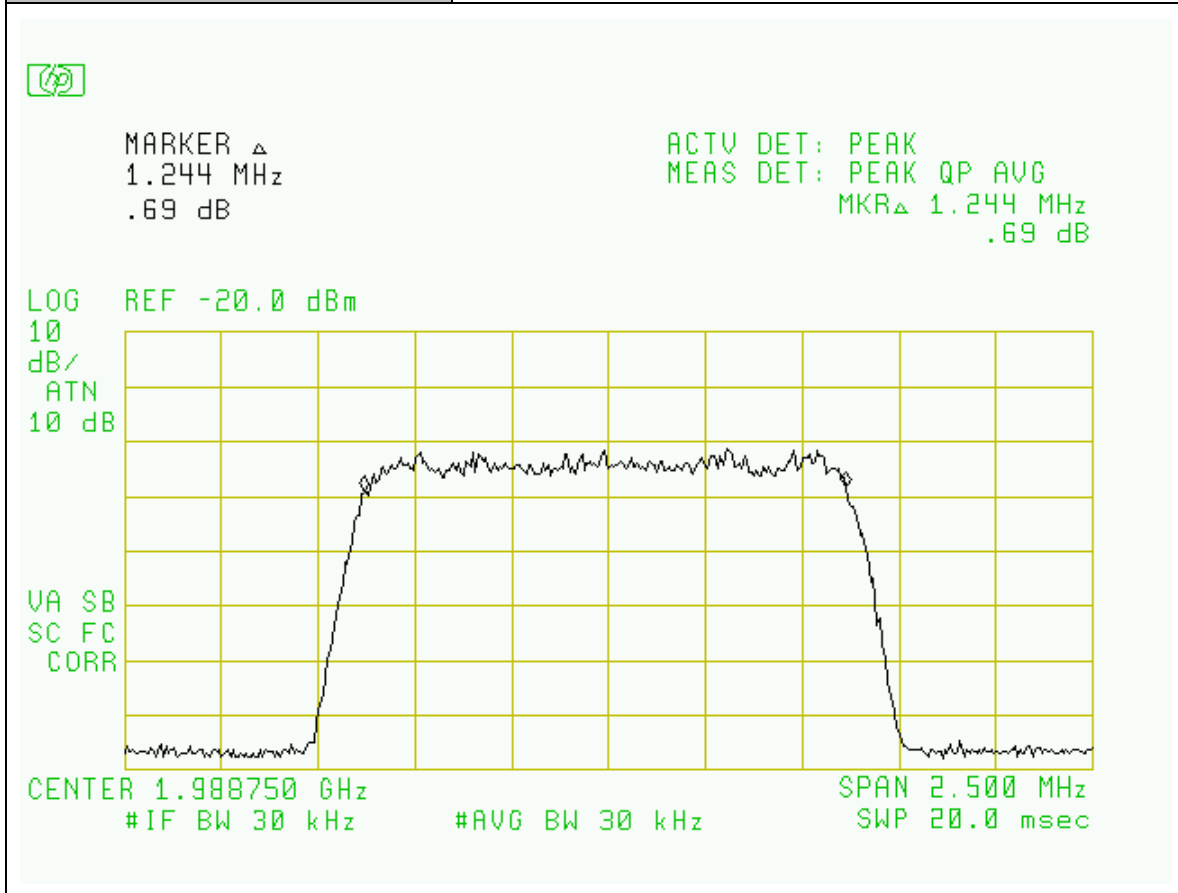
Project Number:	0048-050720-01
EUT:	Shyam Dual Band Home Booster DBHB-20
SN:	DBHBCE001
Tested By:	Wei Li
Temperature:	70° F
Humidity:	30%

Section:	Occupied Bandwidth: PCS Bands
Plot Name:	Downlink, Hi-Channel, CDMA Modulation
Configuration:	SG Input: -55dBm, Output Port: EUT MOBILE



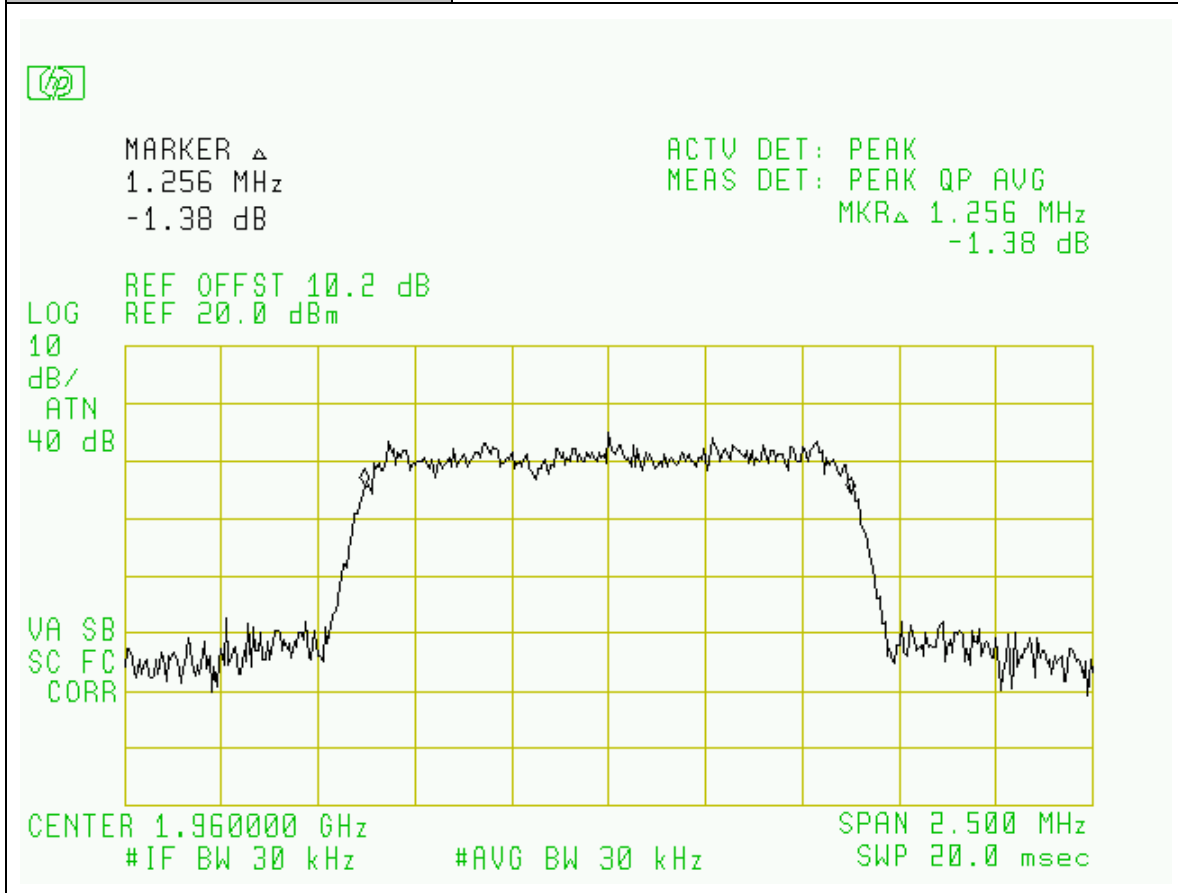
Project Number:	0048-050720-01
EUT:	Shyam Dual Band Home Booster DBHB-20
SN:	DBHBCE001
Tested By:	Wei Li
Temperature:	70° F
Humidity:	30%

Section:	Occupied Bandwidth: PCS Bands
Plot Name:	Downlink, Hi-Channel, CDMA Modulation
Configuration:	SG Input: -55dBm, Output Port: SG



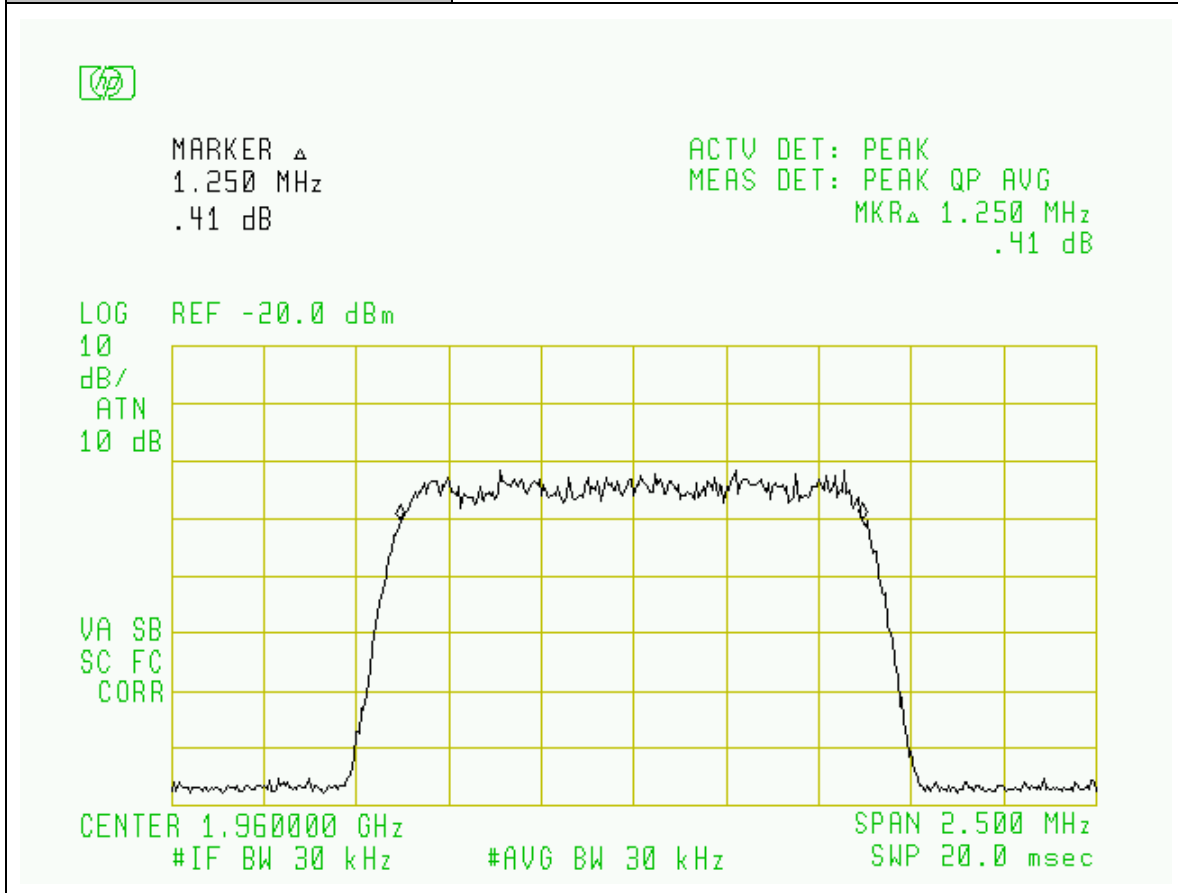
Project Number:	0048-050720-01
EUT:	Shyam Dual Band Home Booster DBHB-20
SN:	DBHBCE001
Tested By:	Wei Li
Temperature:	70° F
Humidity:	30%

Section:	Occupied Bandwidth: PCS Bands
Plot Name:	Downlink, Mid-Channel, CDMA Modulation
Configuration:	SG Input: -55dBm, Output Port: EUT MOBILE



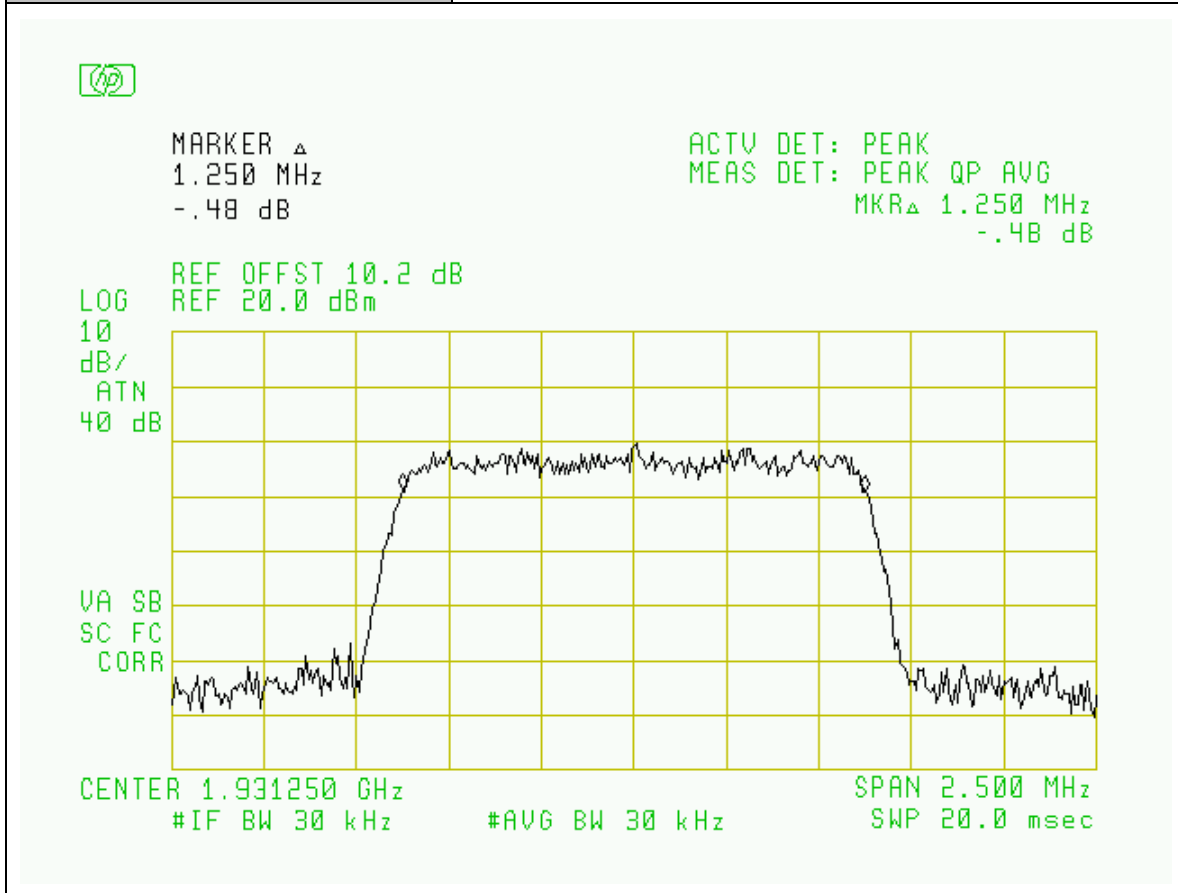
Project Number:	0048-050720-01
EUT:	Shyam Dual Band Home Booster DBHB-20
SN:	DBHBCE001
Tested By:	Wei Li
Temperature:	70° F
Humidity:	30%

Section:	Occupied Bandwidth: PCS Bands
Plot Name:	Downlink, Mid-Channel, CDMA Modulation
Configuration:	SG Input: -55dBm, Output Port: SG



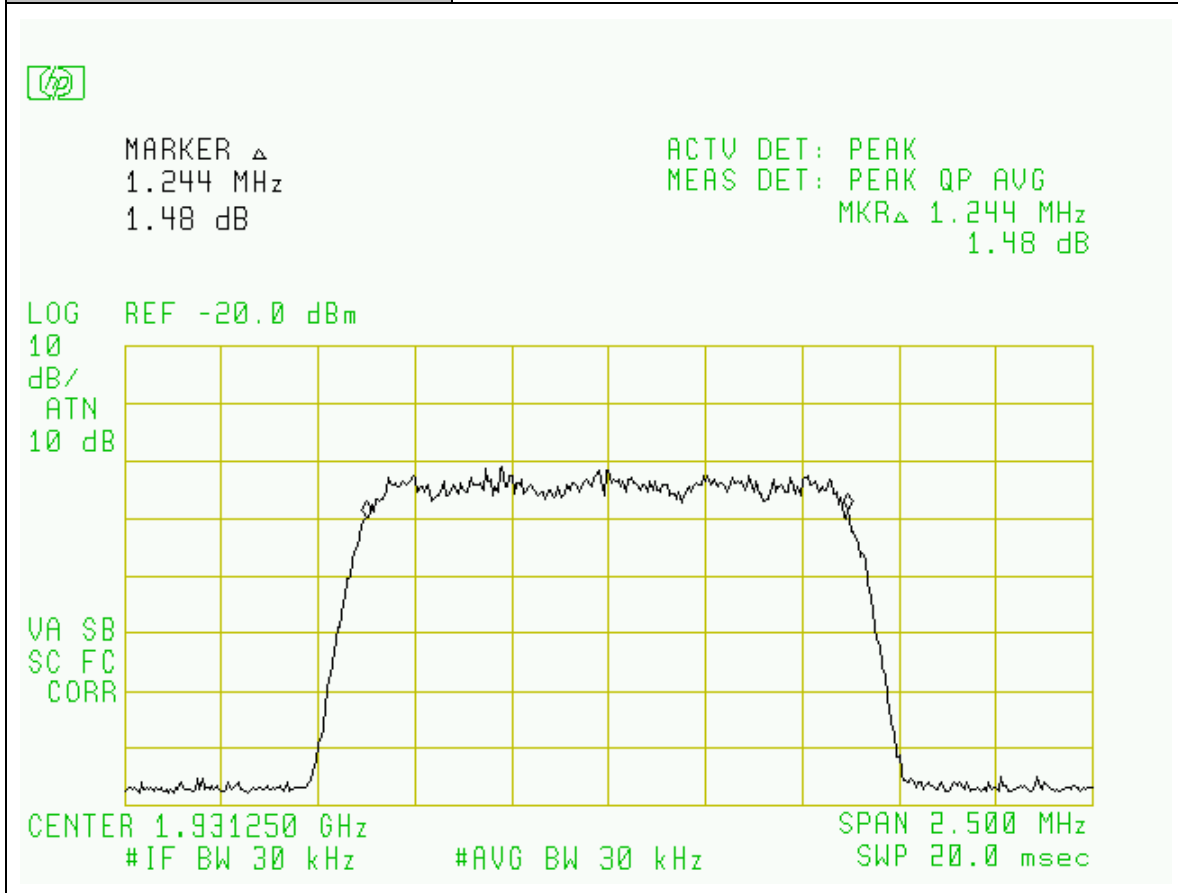
Project Number:	0048-050720-01
EUT:	Shyam Dual Band Home Booster DBHB-20
SN:	DBHBCE001
Tested By:	Wei Li
Temperature:	70°F
Humidity:	30%

Section:	Occupied Bandwidth: PCS Bands
Plot Name:	Downlink, Low-Channel, CDMA Modulation
Configuration:	SG Input: -55dBm, Output Port: EUT MIBILE



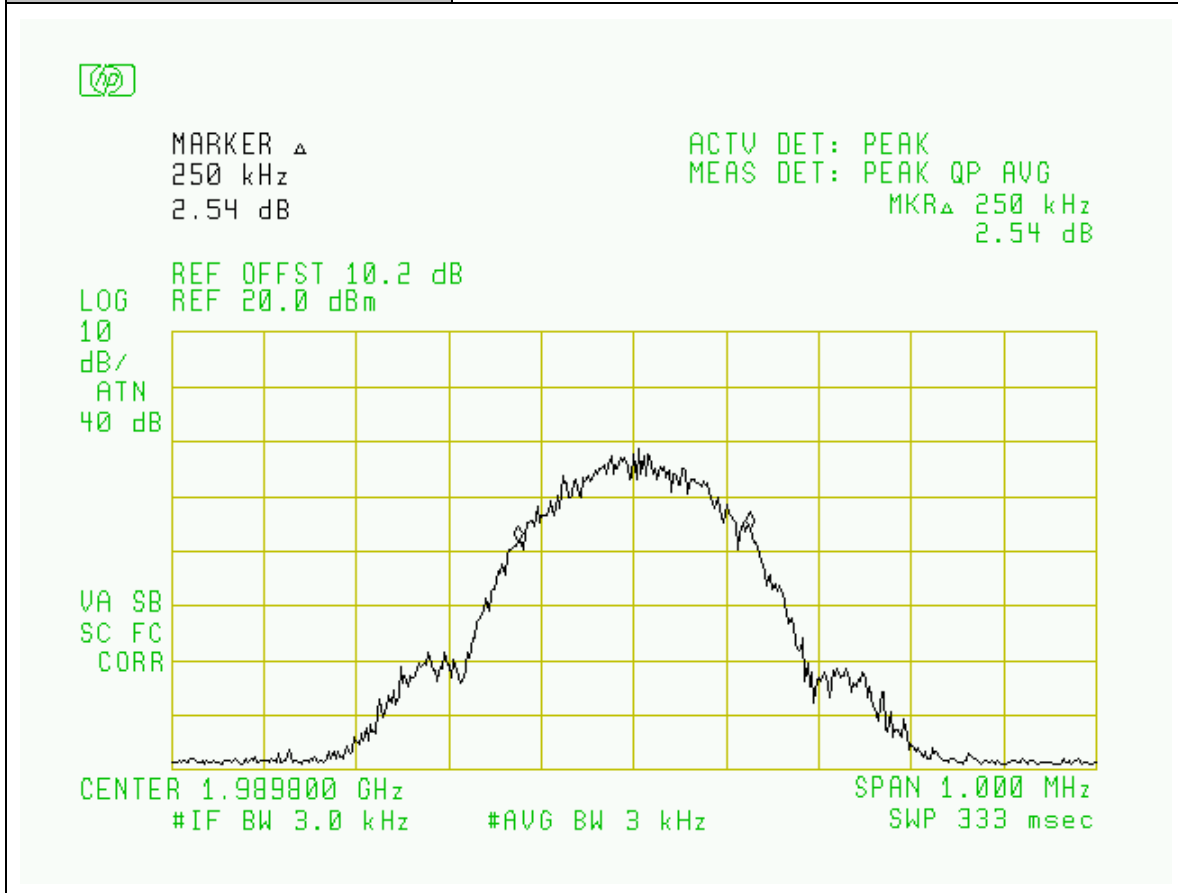
Project Number:	0048-050720-01
EUT:	Shyam Dual Band Home Booster DBHB-20
SN:	DBHBCE001
Tested By:	Wei Li
Temperature:	70° F
Humidity:	30%

Section:	Occupied Bandwidth: PCS Bands
Plot Name:	Downlink, Low-Channel, CDMA Modulation
Configuration:	SG Input: -55dBm, Output Port: SG



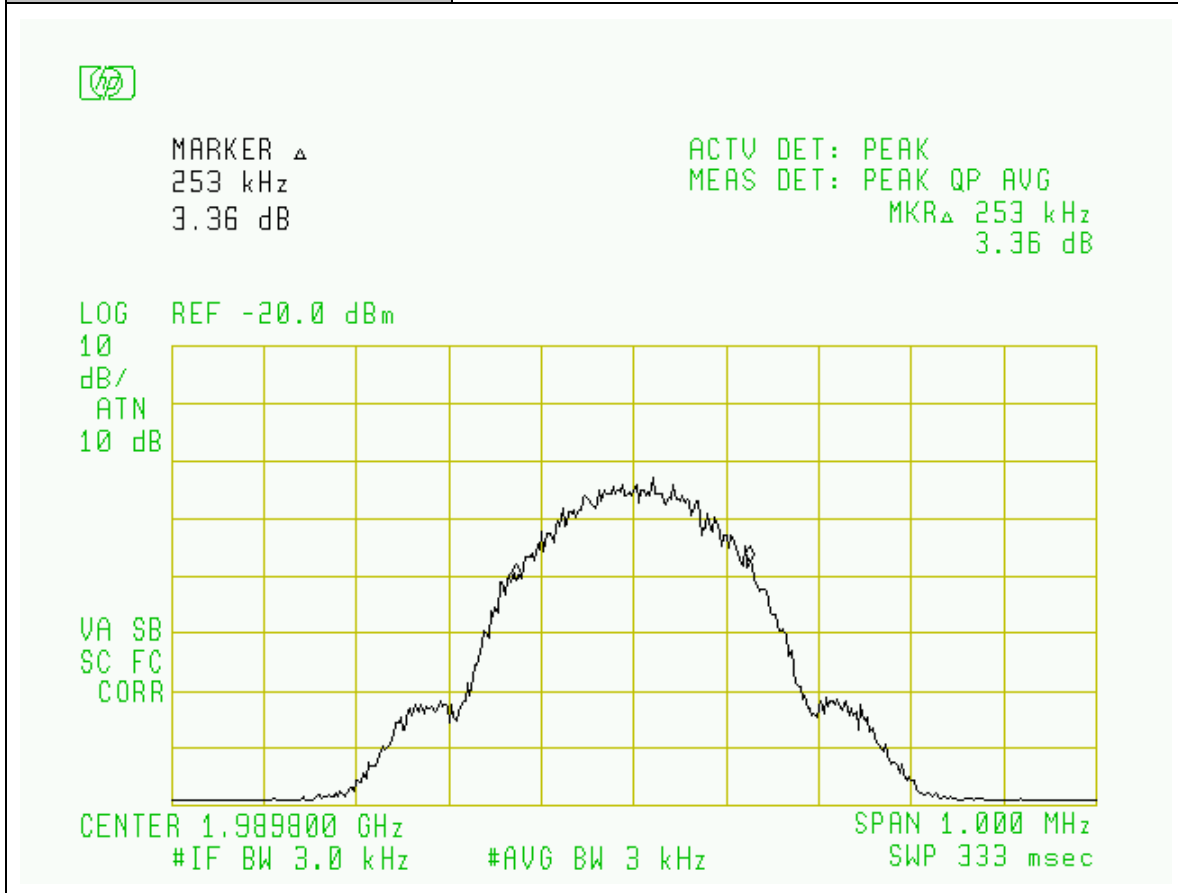
Project Number:	0048-050720-01
EUT:	Shyam Dual Band Home Booster DBHB-20
SN:	DBHBCE001
Tested By:	Wei Li
Temperature:	70°F
Humidity:	30%

Section:	Occupied Bandwidth: PCS Bands
Plot Name:	Downlink, Hi-Channel, GSM Modulation
Configuration:	SG Input: -55dBm, Output Port: EUT MOBILE



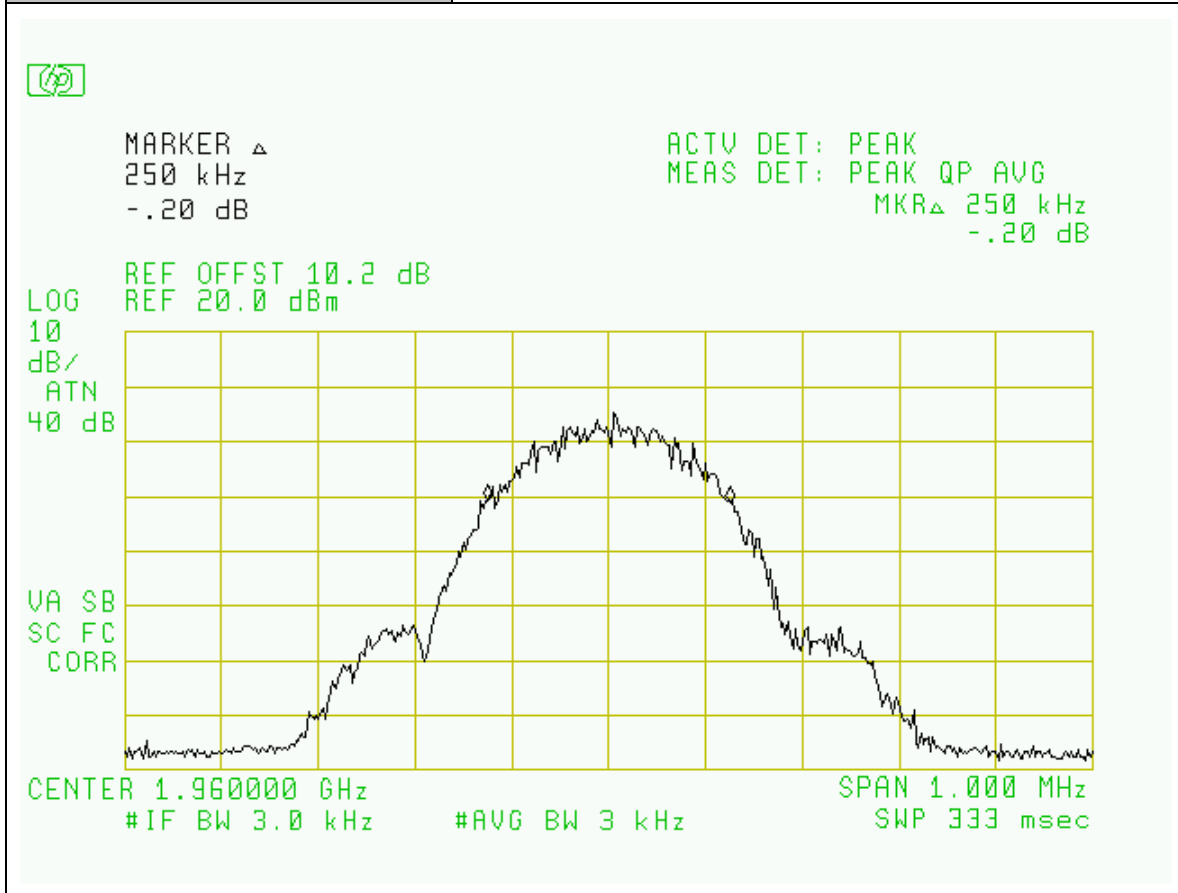
Project Number:	0048-050720-01
EUT:	Shyam Dual Band Home Booster DBHB-20
SN:	DBHBCE001
Tested By:	Wei Li
Temperature:	70°F
Humidity:	30%

Section:	Occupied Bandwidth: PCS Bands
Plot Name:	Downlink, Hi-Channel, GSM Modulation
Configuration:	SG Input: -55dBm, Output Port: SG



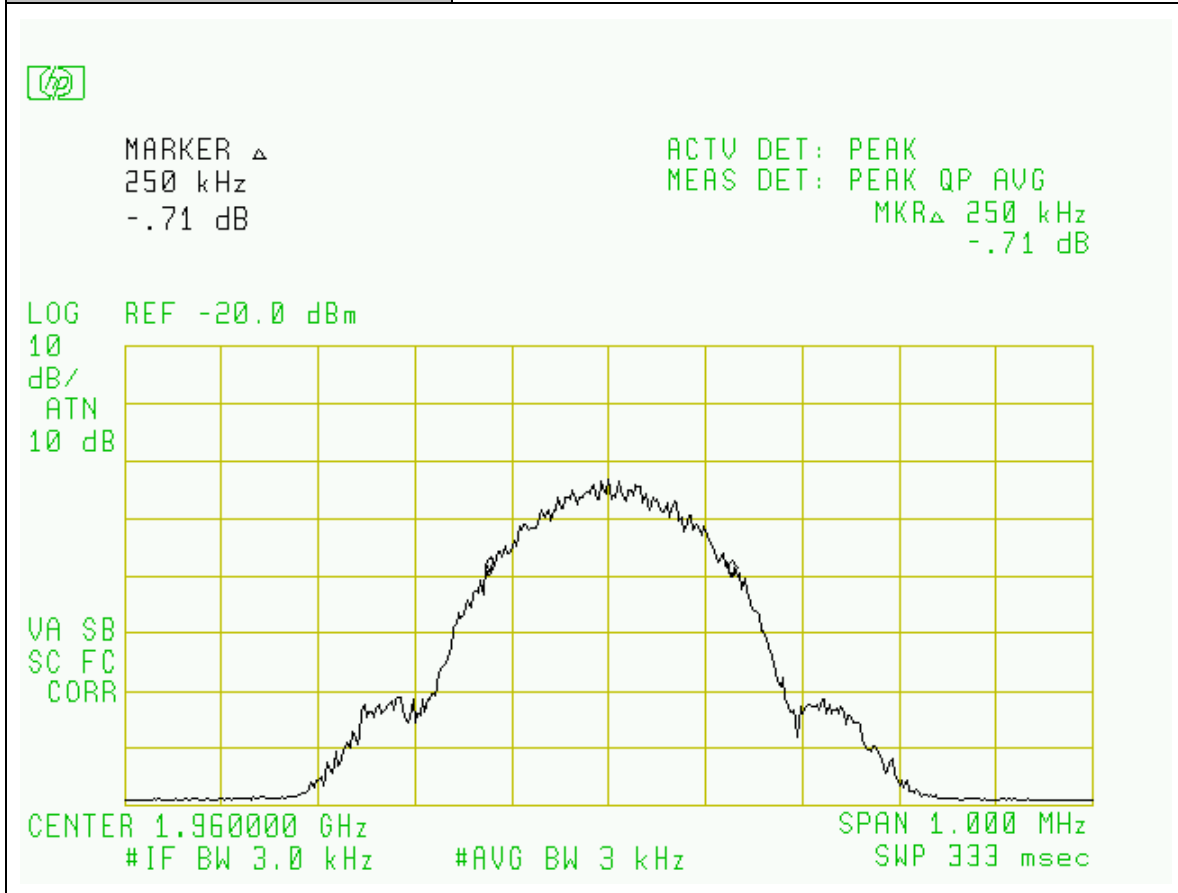
Project Number:	0048-050720-01
EUT:	Shyam Dual Band Home Booster DBHB-20
SN:	DBHBCE001
Tested By:	Wei Li
Temperature:	70° F
Humidity:	30%

Section:	Occupied Bandwidth: PCS Bands
Plot Name:	Downlink, Mid-Channel, GSM Modulation
Configuration:	SG Input: -55dBm, Output Port: EUT MOBILE



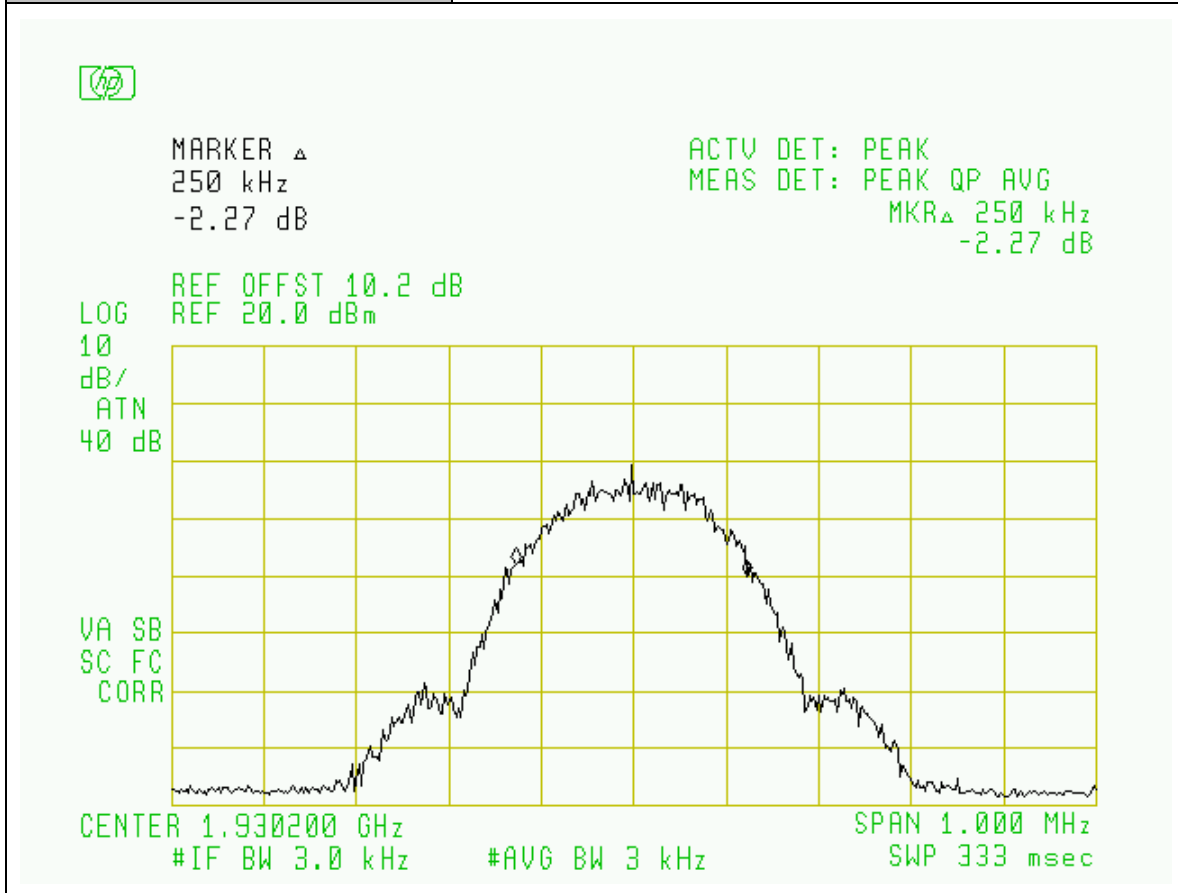
Project Number:	0048-050720-01
EUT:	Shyam Dual Band Home Booster DBHB-20
SN:	DBHBCE001
Tested By:	Wei Li
Temperature:	70° F
Humidity:	30%

Section:	Occupied Bandwidth: PCS Bands
Plot Name:	Downlink, Mid-Channel, GSM Modulation
Configuration:	SG Input: -55dBm, Output Port: SG



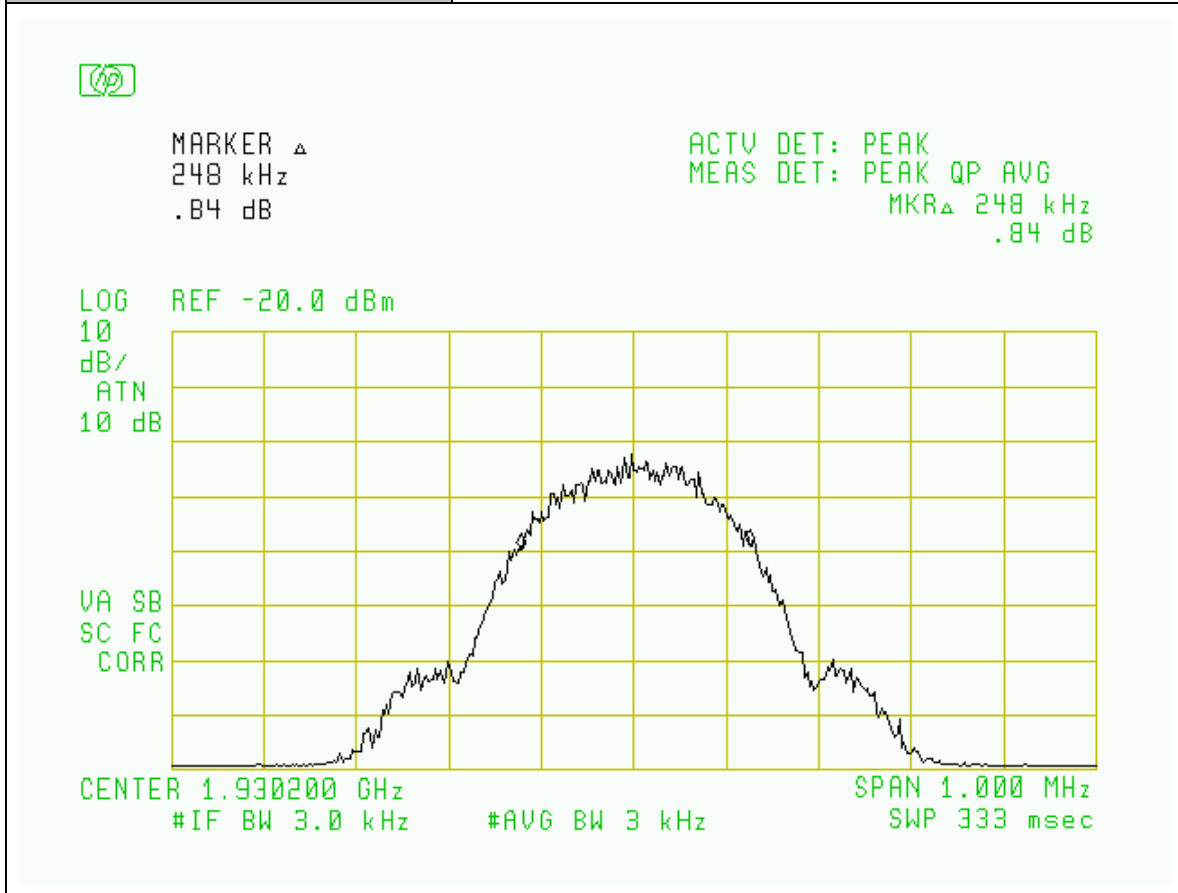
Project Number:	0048-050720-01
EUT:	Shyam Dual Band Home Booster DBHB-20
SN:	DBHBCE001
Tested By:	Wei Li
Temperature:	70°F
Humidity:	30%

Section:	Occupied Bandwidth: PCS Bands
Plot Name:	Downlink, Low-Channel, GSM Modulation
Configuration:	SG Input: -25dBm, Output Port: EUT MOBILE



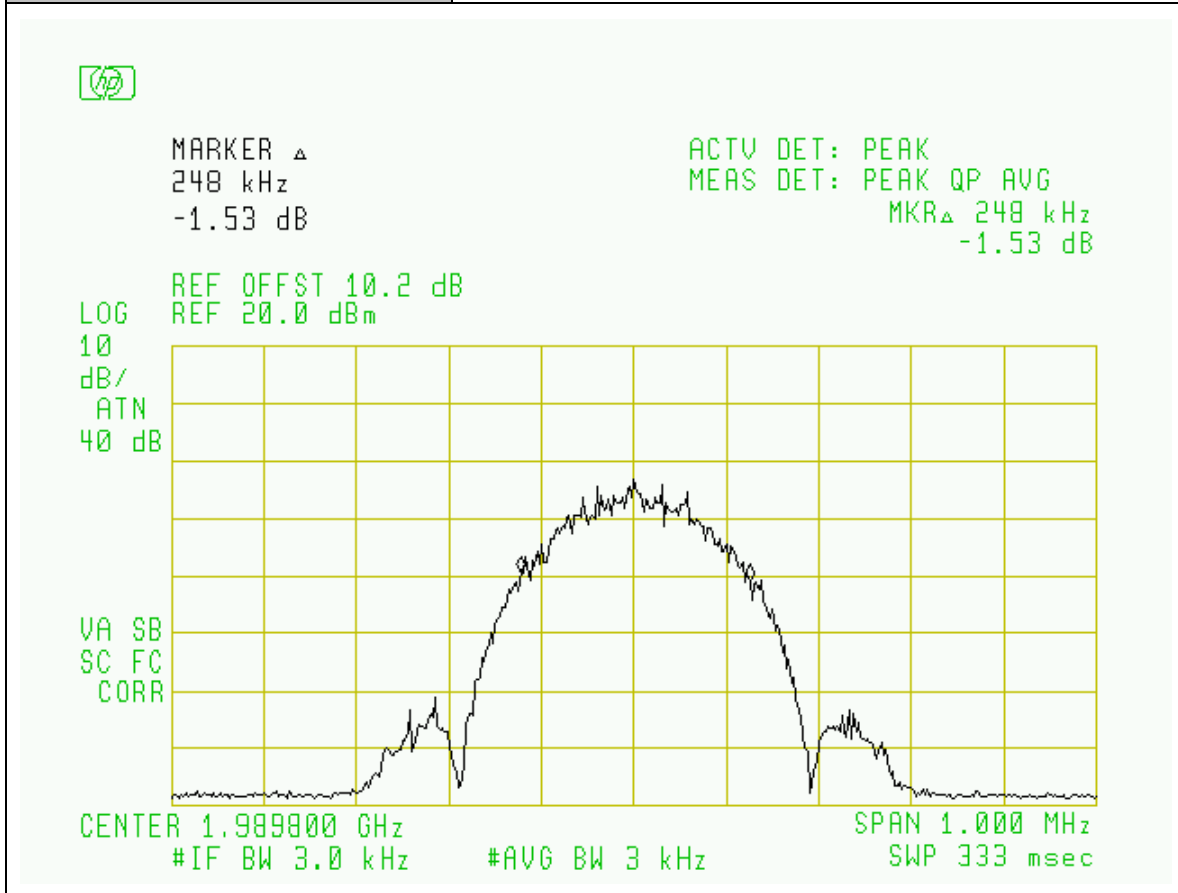
Project Number:	0048-050720-01
EUT:	Shyam Dual Band Home Booster DBHB-20
SN:	DBHBCE001
Tested By:	Wei Li
Temperature:	70°F
Humidity:	30%

Section:	Occupied Bandwidth: PCS Bands
Plot Name:	Downlink, Low-Channel, GSM Modulation
Configuration:	SG Input: -55dBm, Output Port: SG



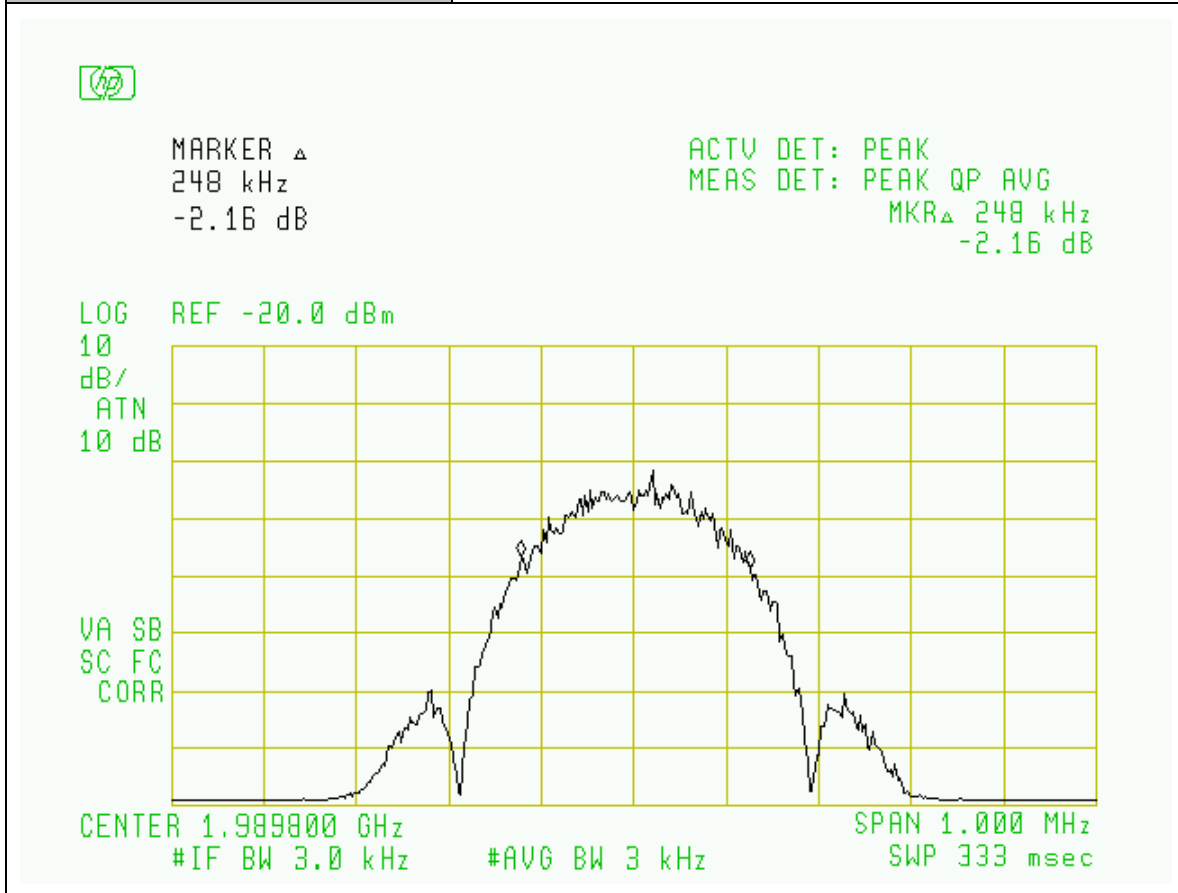
Project Number:	0048-050720-01
EUT:	Shyam Dual Band Home Booster DBHB-20
SN:	DBHBCE001
Tested By:	Wei Li
Temperature:	70°F
Humidity:	30%

Section:	Occupied Bandwidth: PCS Bands
Plot Name:	Downlink, Hi-Channel, EDGE Modulation
Configuration:	SG Input: -55dBm, Output Port: EUT MOBILE



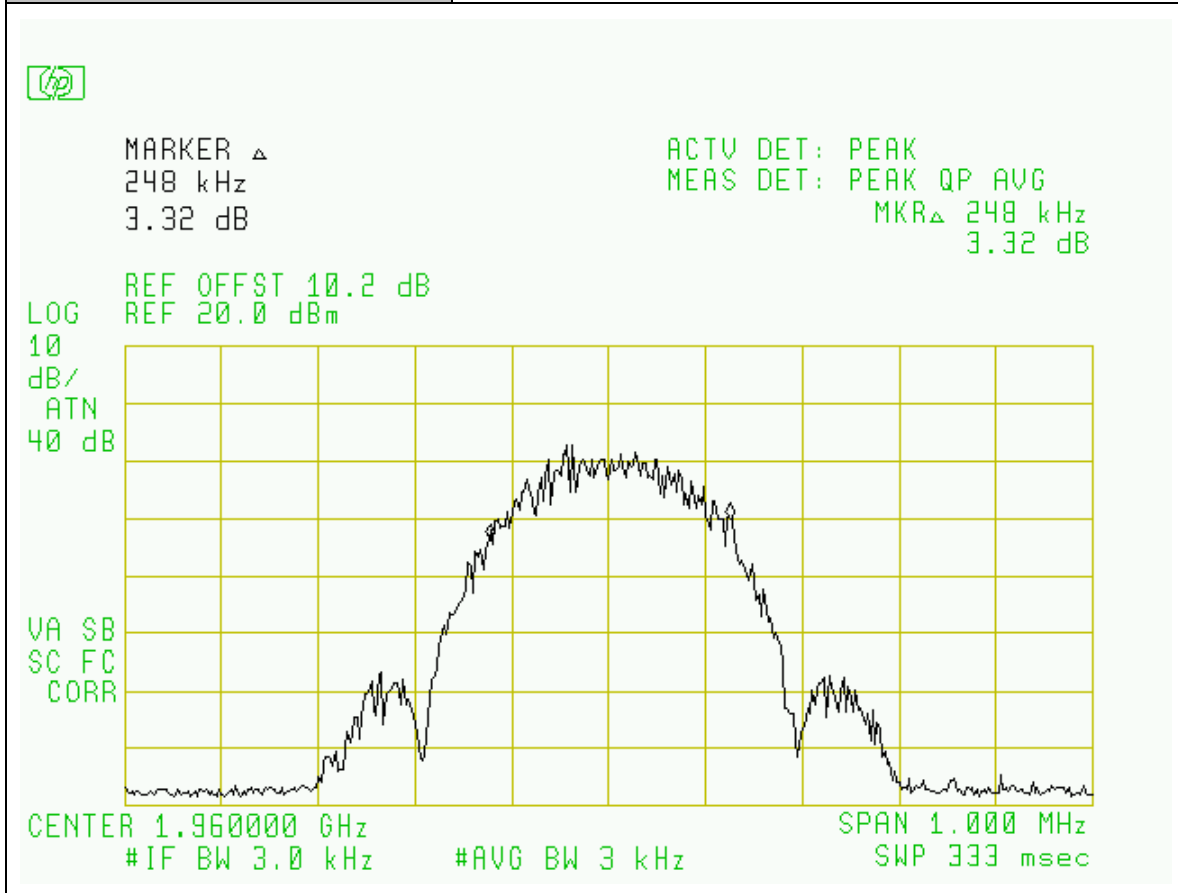
Project Number:	0048-050720-01
EUT:	Shyam Dual Band Home Booster DBHB-20
SN:	DBHBCE001
Tested By:	Wei Li
Temperature:	70°F
Humidity:	30%

Section:	Occupied Bandwidth: PCS Bands
Plot Name:	Downlink, Hi-Channel, EDGE Modulation
Configuration:	SG Input: -55dBm, Output Port: SG



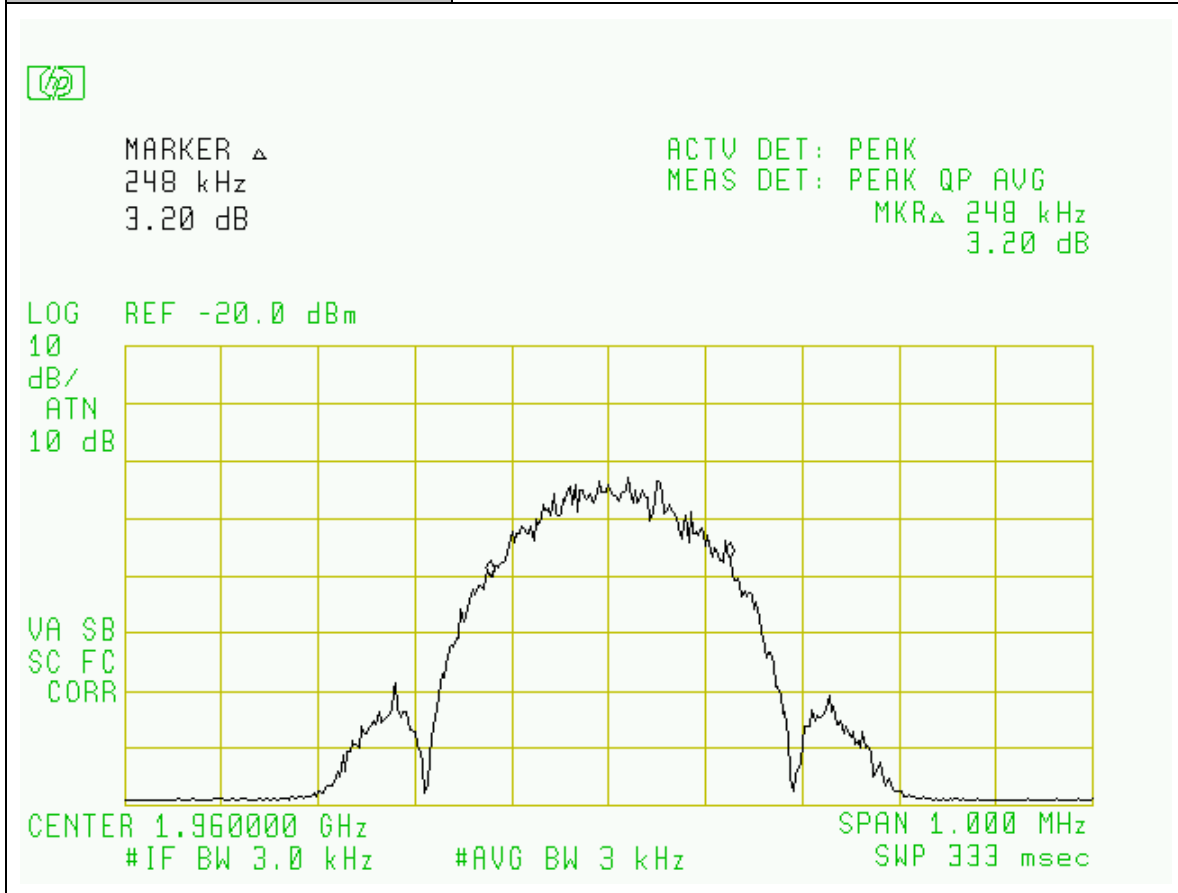
Project Number:	0048-050720-01
EUT:	Shyam Dual Band Home Booster DBHB-20
SN:	DBHBCE001
Tested By:	Wei Li
Temperature:	70° F
Humidity:	30%

Section:	Occupied Bandwidth: PCS Bands
Plot Name:	Downlink, Mid-Channel, EDGE Modulation
Configuration:	SG Input: -55dBm, Output Port: EUT MOBILE



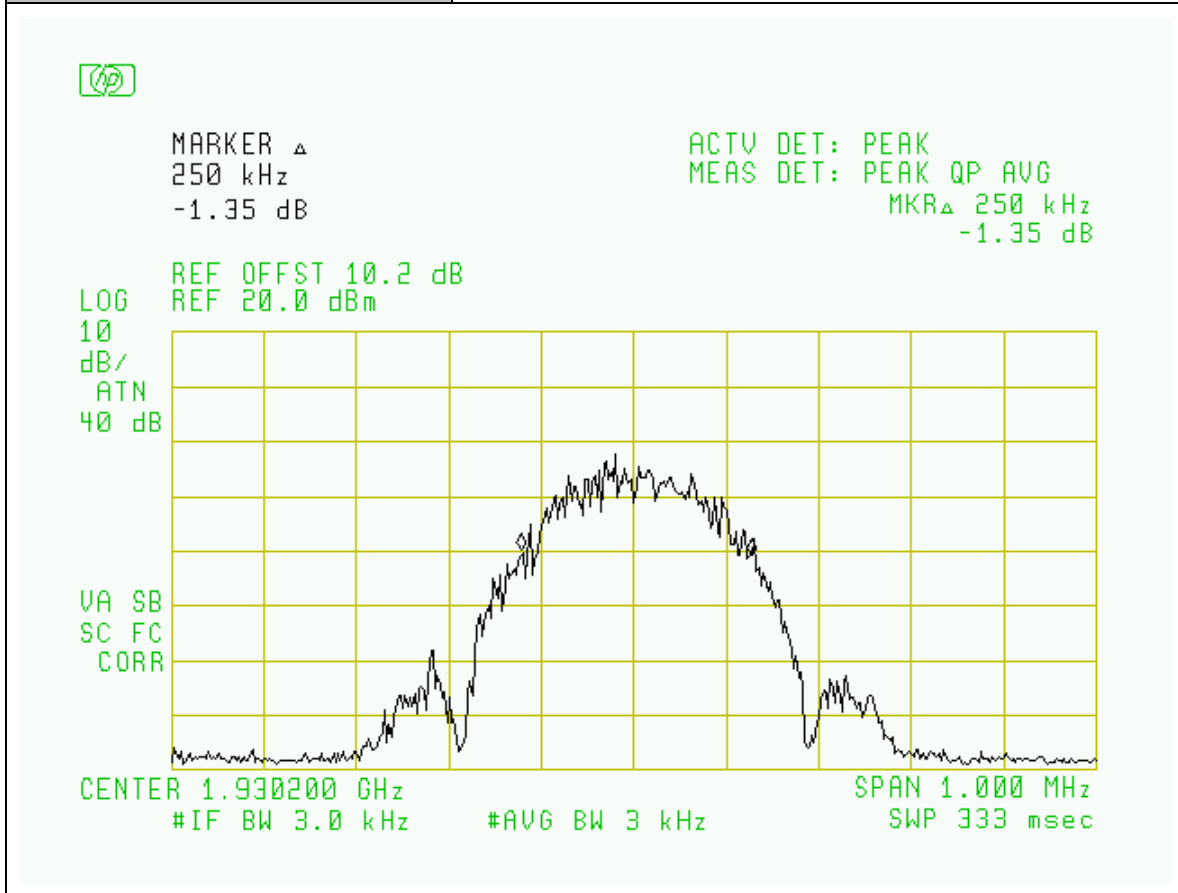
Project Number:	0048-050720-01
EUT:	Shyam Dual Band Home Booster DBHB-20
SN:	DBHBCE001
Tested By:	Wei Li
Temperature:	70°F
Humidity:	30%

Section:	Occupied Bandwidth: PCS Bands
Plot Name:	Downlink, Mid-Channel, EDGE Modulation
Configuration:	SG Input: -55dBm, Output Port: SG



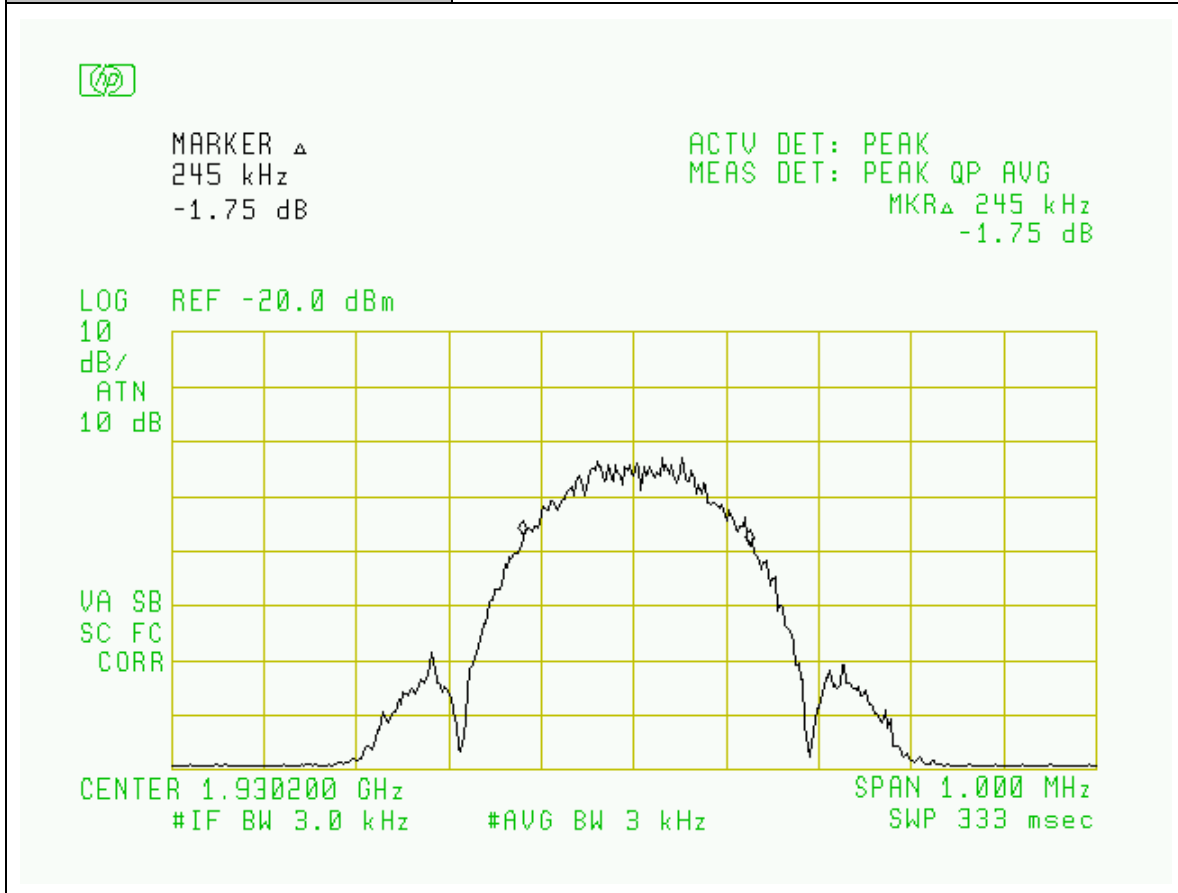
Project Number:	0048-050720-01
EUT:	Shyam Dual Band Home Booster DBHB-20
SN:	DBHBCE001
Tested By:	Wei Li
Temperature:	70°F
Humidity:	30%

Section:	Occupied Bandwidth: PCS Bands
Plot Name:	Downlink, Low-Channel, EDGE Modulation
Configuration:	SG Input: -55dBm, Output Port: EUT MOBILE



Project Number:	0048-050720-01
EUT:	Shyam Dual Band Home Booster DBHB-20
SN:	DBHBCE001
Tested By:	Wei Li
Temperature:	70°F
Humidity:	30%

Section:	Occupied Bandwidth: PCS Bands
Plot Name:	Downlink, Low-Channel, EDGE Modulation
Configuration:	SG Input: -55dBm, Output Port: SG



Section 5. Spurious Emissions at Antenna Terminals

Name of Test:	<i>Spurious Emissions at Antenna Terminals</i>	Test Standard:	22.917 24.238(a)
Tested By:	WEI LI EDWARD LEE	Test Date:	07/20/2005-08/01/2005

Minimum Standard: Para. No. 22.917(e). The mean power of emissions must be attenuated below the mean power of the unmodulated carrier on any frequency twice or more than twice the fundamental emission by at least $43 + 10 \log P$. This is equivalent to -13 dBm absolute power.

Para. No. 24.238(a). The magnitude of each spurious and harmonic emission that can be detected when the equipment is operated under conditions specified in the instruction manual and/or alignment procedure, shall not less than $43+10 \log$ (mean output power in watts) dBc below the mean power output outside a licensee's frequency block (-13dBm).

Method of Measurement: Spectrum Analyzer Settings:
RBW: 100 kHz&1MHz. As required for digital modulations.
VBW: \geq RBW
Start Frequency: 0 MHz or lowest EUT clock frequency.
Stop Frequency: 13 GHz (Cellular), 22GHz (PCS)
Sweep: Auto

For Inter-modulation measurement: Two RF signals set as inputs. The frequencies of both RF signals shall be within the repeater's operating band. The spacing between both RF signals shall be the minimum possible spacing applied in a network. The level of both RF input signals shall be increased, until the maximum rated output power per channel, as declared by the manufacturer, is reached.

Frequencies: $f1=F_{(Low\ CH/Mid\ CH/High\ CH)}$, $f2=f1\pm\Delta$
Min. spacing $\Delta=2.5MHz$ for CDMA and 600KHz for GSM&EDGE
Each RF Input Level:
about -3dB comparing to the max. input level of single RF Input test

Test Result:

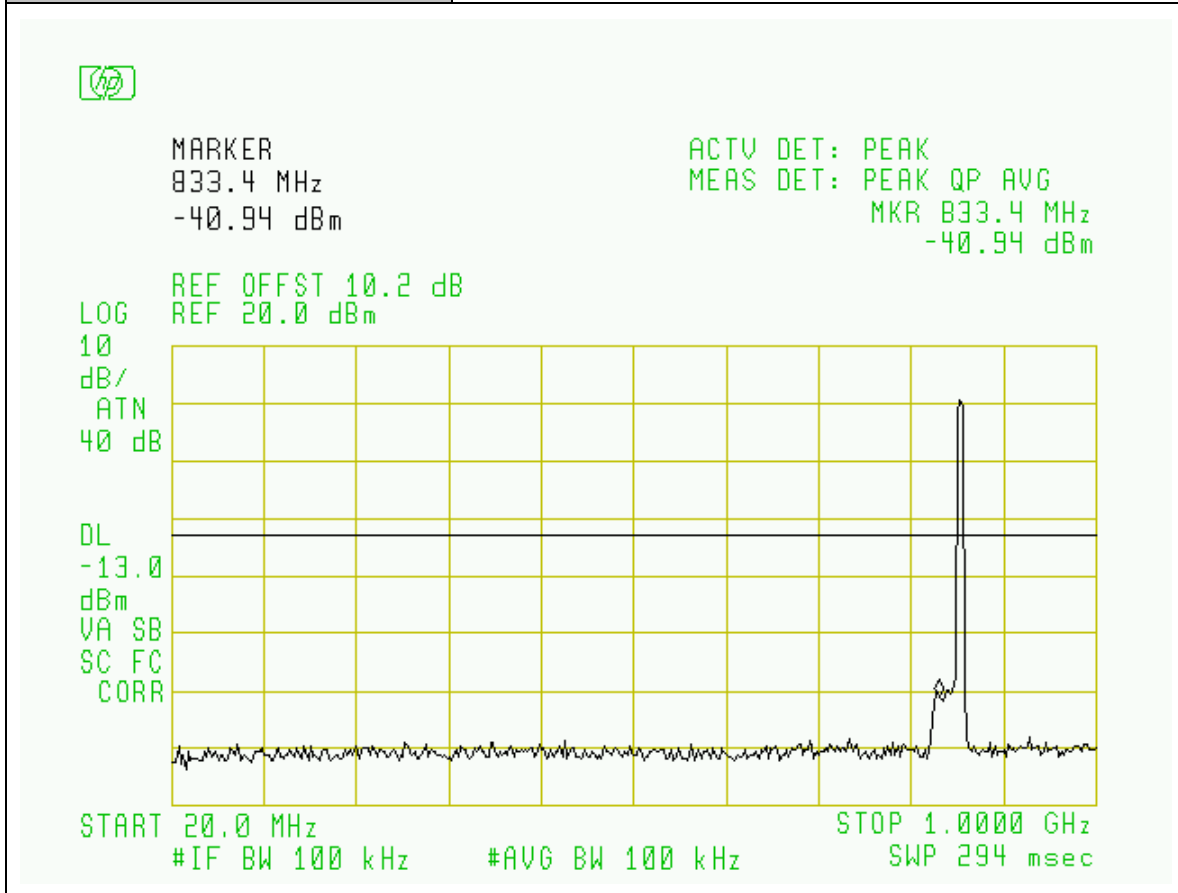
Complies

Test Data:

Attached Plots

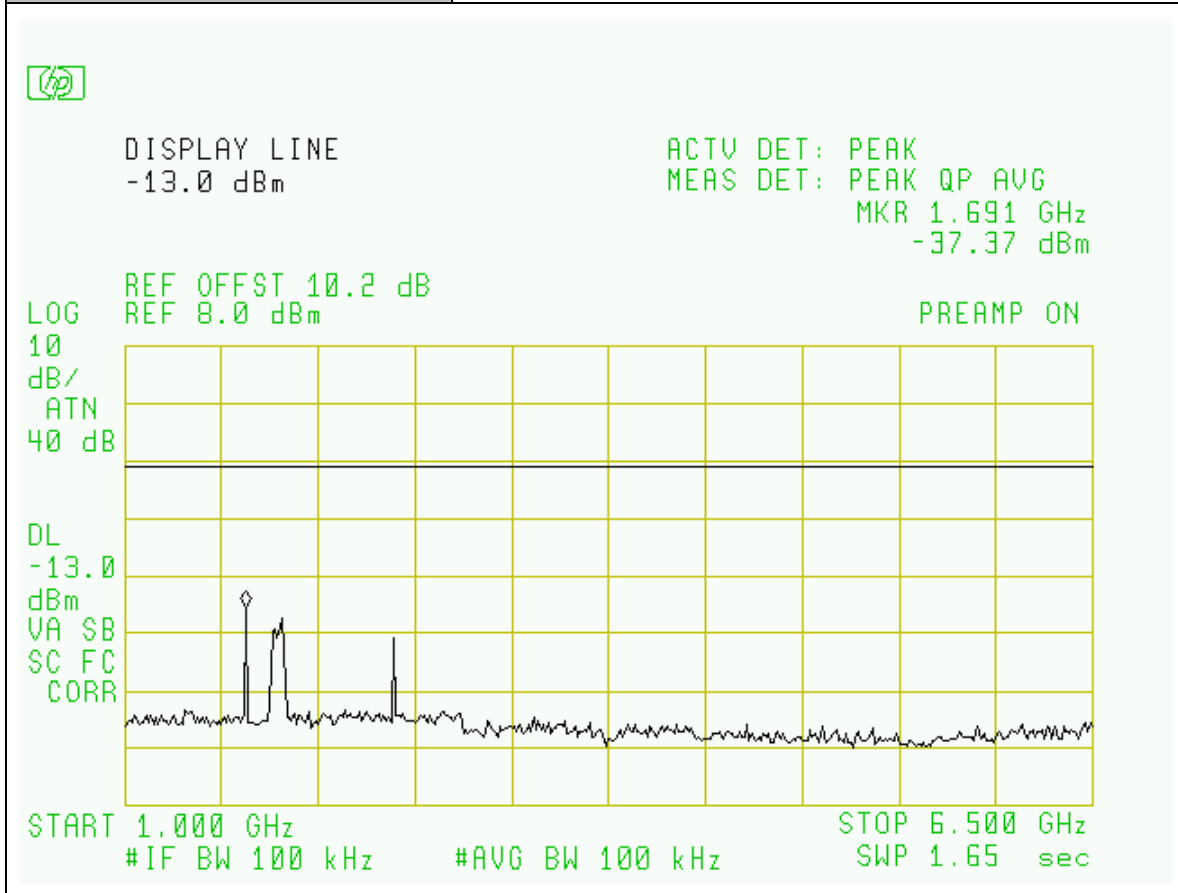
Project Number:	0048-050720-01
EUT:	Shyam Dual Band Home Booster DBHB-20
SN:	DBHBCE001
Tested By:	Wei Li
Temperature:	70°F
Humidity:	30%

Section:	Spurious Emissions at Antenna Terminals: Cellular Bands / CDMA Modulation
Plot Name:	Uplink, Hi-Channel
Configuration:	SG Input: -50dBm, Output Port: EUT BTS



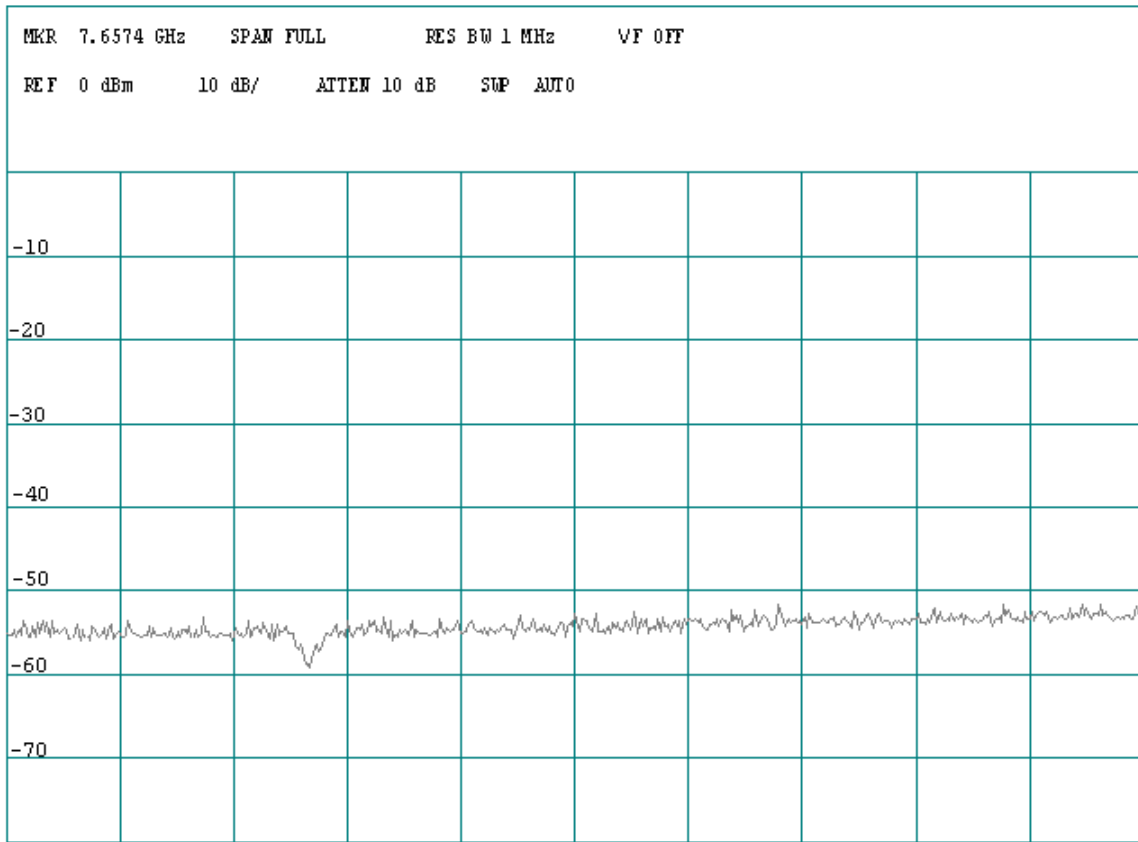
Project Number:	0048-050720-01
EUT:	Shyam Dual Band Home Booster DBHB-20
SN:	DBHBCE001
Tested By:	Wei Li
Temperature:	70°F
Humidity:	30%

Section:	Spurious Emissions at Antenna Terminals: Cellular Bands / CDMA Modulation
Plot Name:	Uplink, Hi-Channel
Configuration:	SG Input: -50dBm, Output Port: EUT BTS



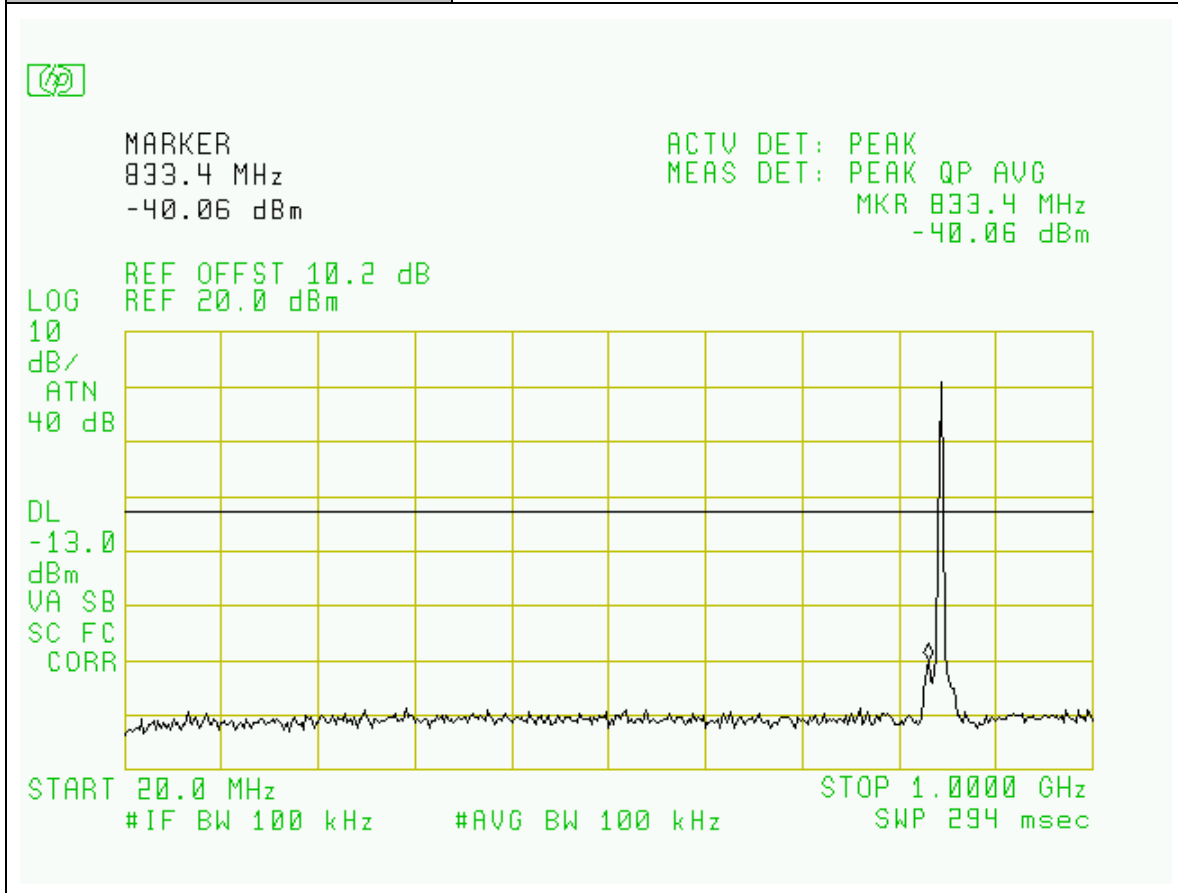
Project Number:	0048-050720-01
EUT:	Shyam Dual Band Home Booster DBHB-20
SN:	DBHBCE001
Tested By:	Wei Li
Temperature:	70° F
Humidity:	30%

Section:	Spurious Emissions at Antenna Terminals: Cellular Bands / CDMA Modulation
Plot Name:	Uplink, Hi-Channel
Configuration:	SG Input: -50dBm, Output Port: EUT BTS



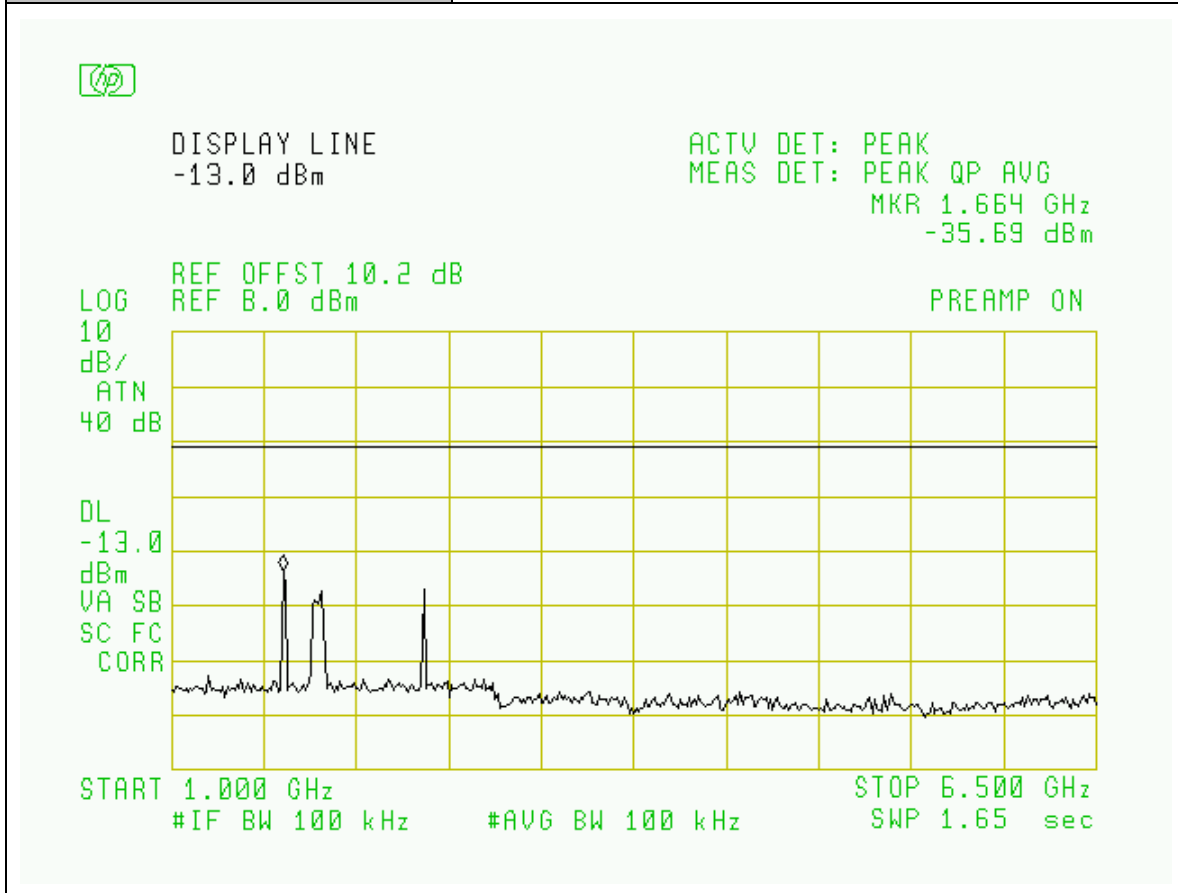
Project Number:	0048-050720-01
EUT:	Shyam Dual Band Home Booster DBHB-20
SN:	DBHBCE001
Tested By:	Wei Li
Temperature:	70°F
Humidity:	30%

Section:	Spurious Emissions at Antenna Terminals: Cellular Bands / CDMA Modulation
Plot Name:	Uplink, Mid-Channel
Configuration:	SG Input: -50dBm, Output Port: EUT BTS



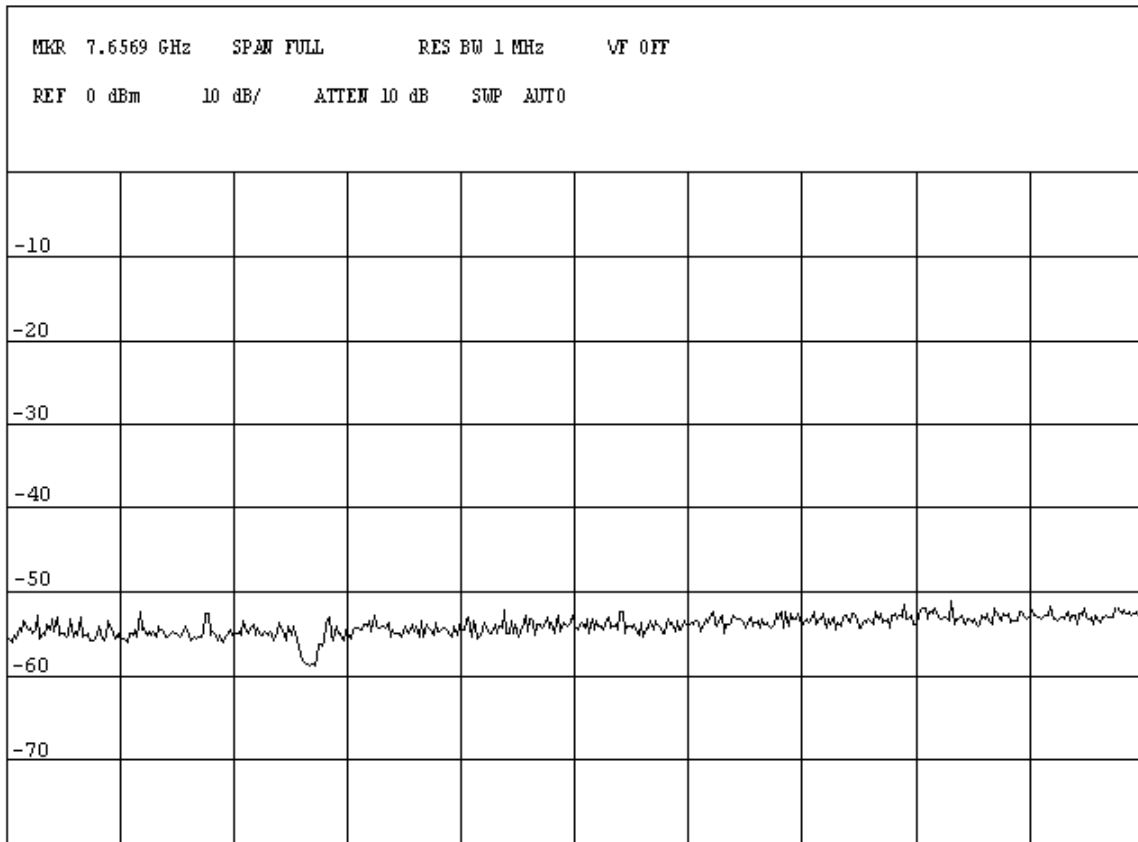
Project Number:	0048-050720-01
EUT:	Shyam Dual Band Home Booster DBHB-20
SN:	DBHBCE001
Tested By:	Wei Li
Temperature:	70°F
Humidity:	30%

Section:	Spurious Emissions at Antenna Terminals: Cellular Bands / CDMA Modulation
Plot Name:	Uplink, Mid-Channel
Configuration:	SG Input: -50dBm, Output Port: EUT BTS



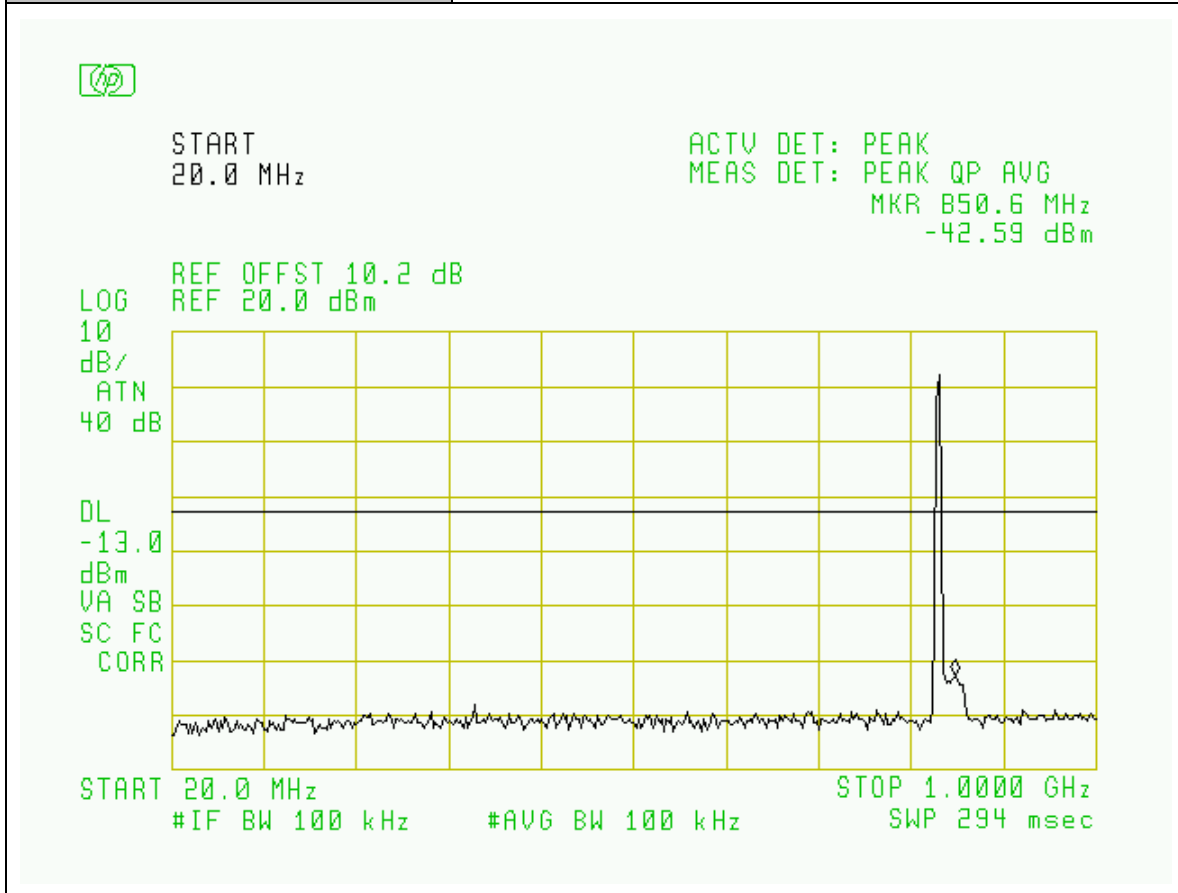
Project Number:	0048-050720-01
EUT:	Shyam Dual Band Home Booster DBHB-20
SN:	DBHBCE001
Tested By:	Wei Li
Temperature:	70° F
Humidity:	30%

Section:	Spurious Emissions at Antenna Terminals: Cellular Bands / CDMA Modulation
Plot Name:	Uplink, Mid-Channel
Configuration:	SG Input: -50dBm, Output Port: EUT BTS



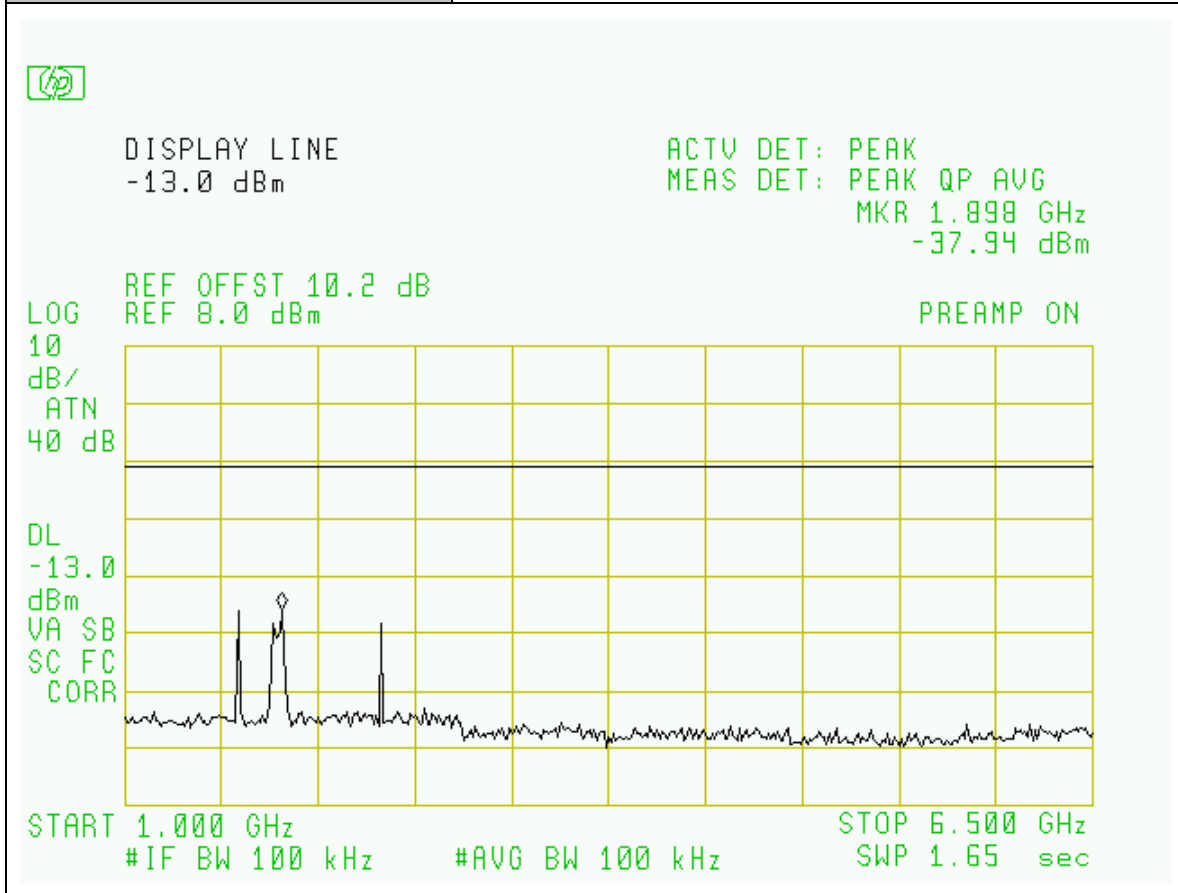
Project Number:	0048-050720-01
EUT:	Shyam Dual Band Home Booster DBHB-20
SN:	DBHBCE001
Tested By:	Wei Li
Temperature:	70°F
Humidity:	30%

Section:	Spurious Emissions at Antenna Terminals: Cellular Bands / CDMA Modulation
Plot Name:	Uplink, Low-Channel
Configuration:	SG Input: -50dBm, Output Port: EUT BTS



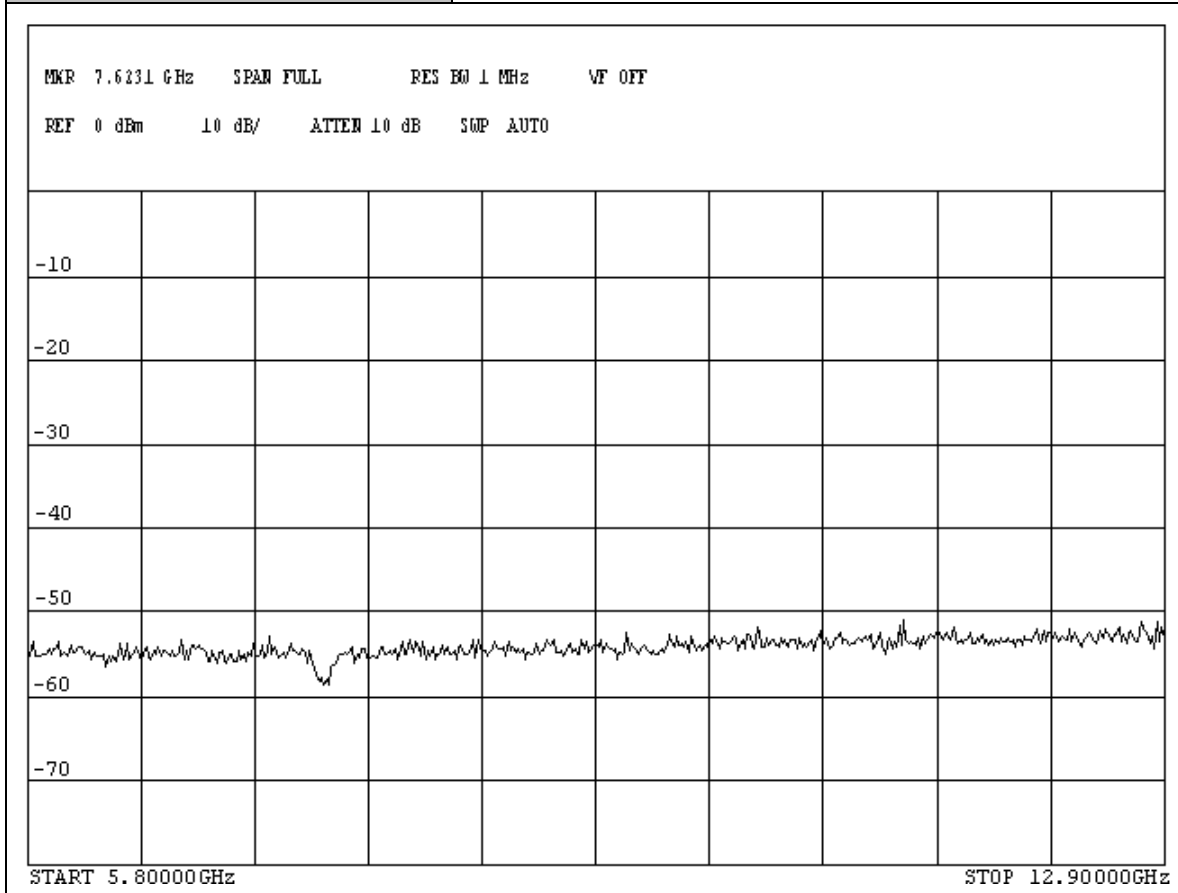
Project Number:	0048-050720-01
EUT:	Shyam Dual Band Home Booster DBHB-20
SN:	DBHBCE001
Tested By:	Wei Li
Temperature:	70° F
Humidity:	30%

Section:	Spurious Emissions at Antenna Terminals: Cellular Bands / CDMA Modulation
Plot Name:	Uplink, Low-Channel
Configuration:	SG Input: -50dBm, Output Port: EUT BTS



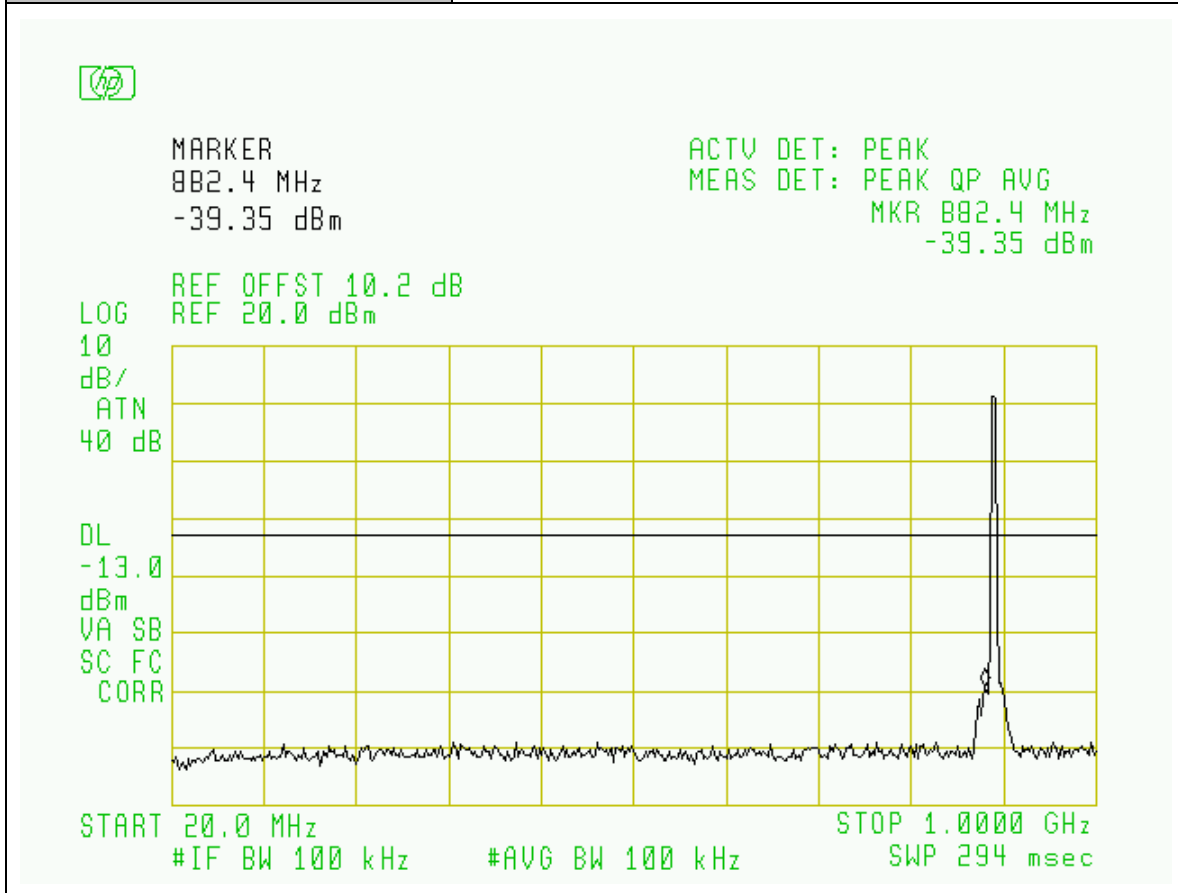
Project Number:	0048-050720-01
EUT:	Shyam Dual Band Home Booster DBHB-20
SN:	DBHBCE001
Tested By:	Wei Li
Temperature:	70° F
Humidity:	30%

Section:	Spurious Emissions at Antenna Terminals: Cellular Bands / CDMA Modulation
Plot Name:	Uplink, Low-Channel
Configuration:	SG Input: -50dBm, Output Port: EUT BTS



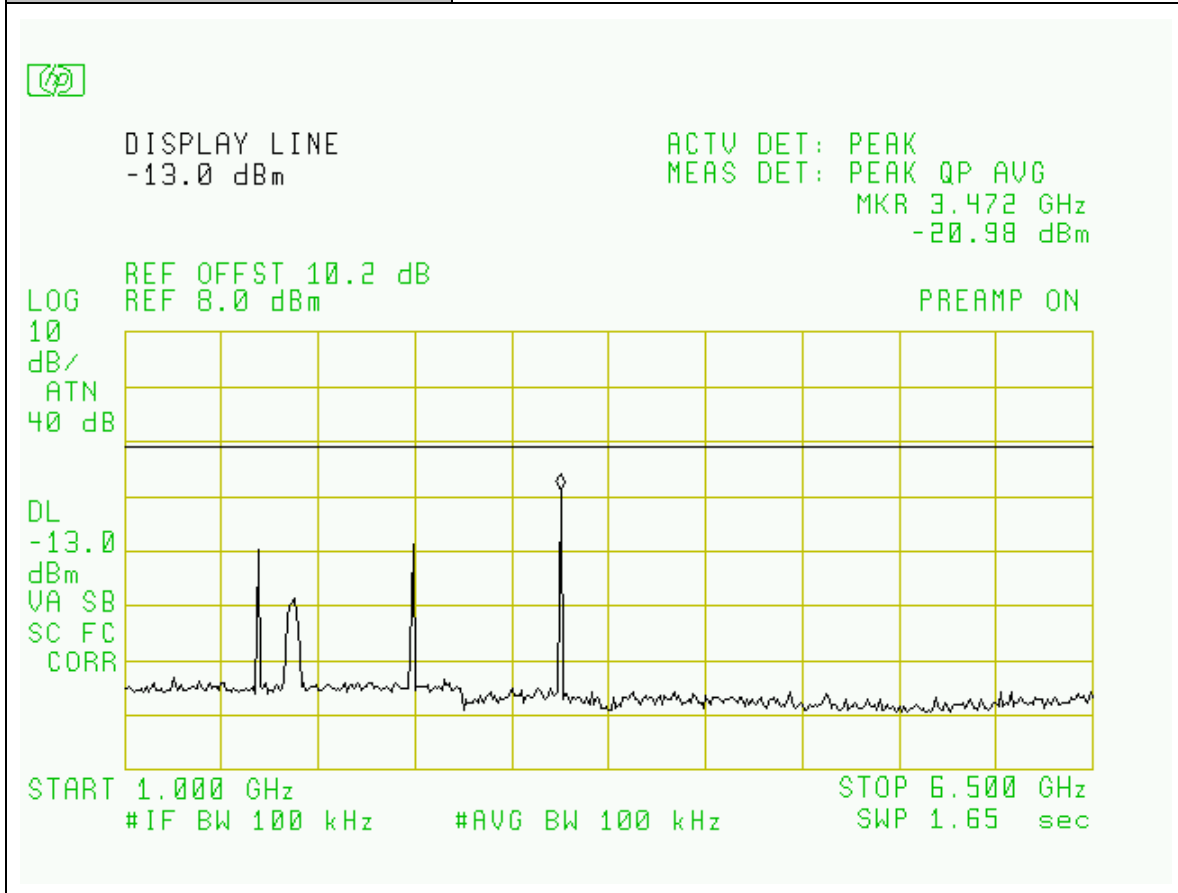
Project Number:	0048-050720-01
EUT:	Shyam Dual Band Home Booster DBHB-20
SN:	DBHBCE001
Tested By:	Wei Li
Temperature:	70°F
Humidity:	30%

Section:	Spurious Emissions at Antenna Terminals: Cellular Bands / CDMA Modulation
Plot Name:	Downlink, Hi-Channel
Configuration:	SG Input: -50dBm, Output Port: EUT MOBILE



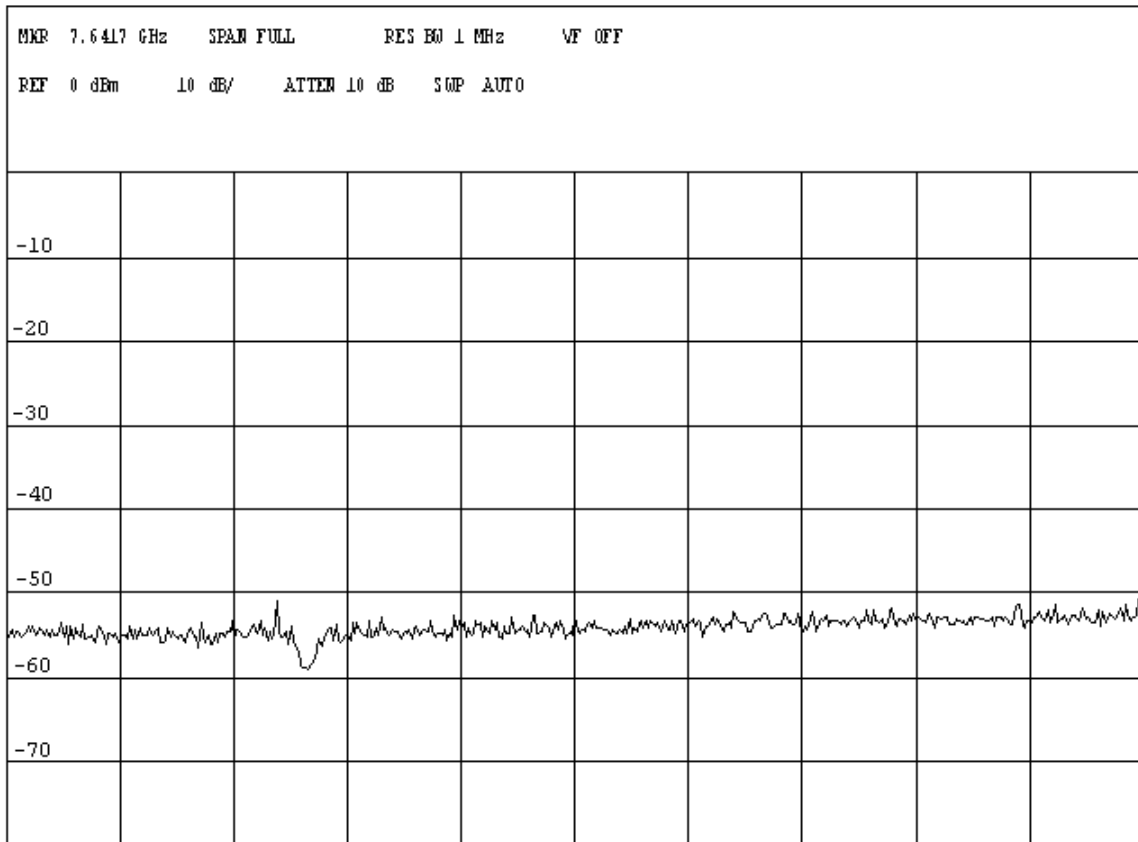
Project Number:	0048-050720-01
EUT:	Shyam Dual Band Home Booster DBHB-20
SN:	DBHBCE001
Tested By:	Wei Li
Temperature:	70° F
Humidity:	30%

Section:	Spurious Emissions at Antenna Terminals: Cellular Bands / CDMA Modulation
Plot Name:	Downlink, Hi-Channel
Configuration:	SG Input: -50dBm, Output Port: EUT MOBILE



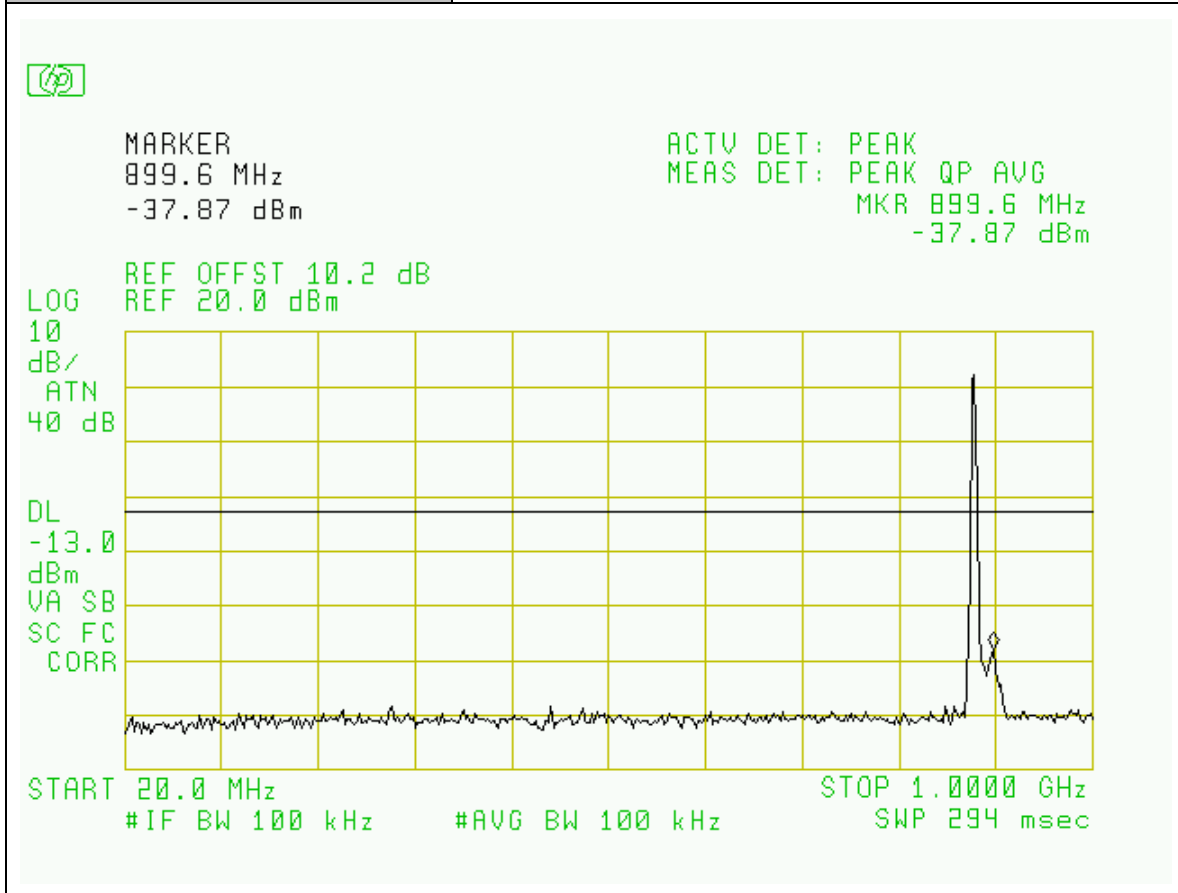
Project Number:	0048-050720-01
EUT:	Shyam Dual Band Home Booster DBHB-20
SN:	DBHBCE001
Tested By:	Wei Li
Temperature:	70° F
Humidity:	30%

Section:	Spurious Emissions at Antenna Terminals: Cellular Bands / CDMA Modulation
Plot Name:	Downlink, Hi-Channel
Configuration:	SG Input: -50dBm, Output Port: EUT MOBILE



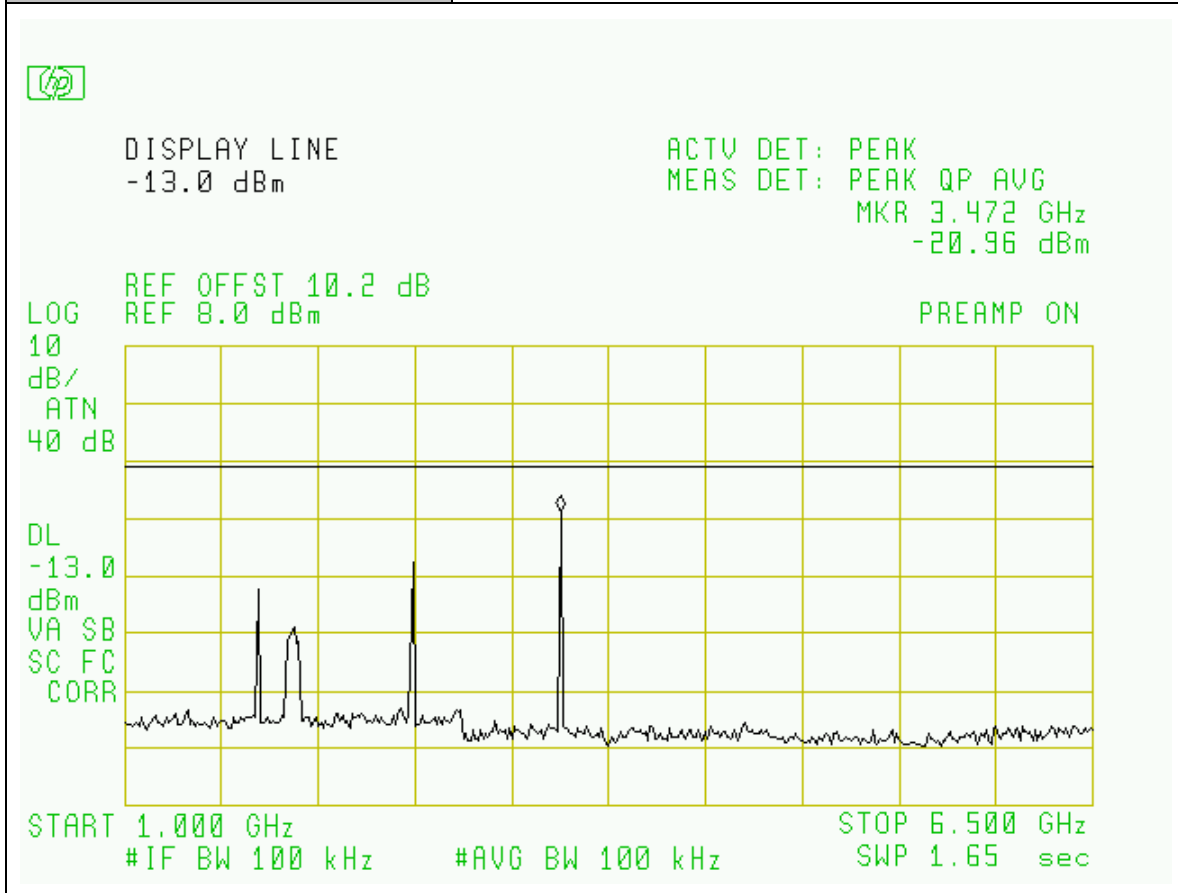
Project Number:	0048-050720-01
EUT:	Shyam Dual Band Home Booster DBHB-20
SN:	DBHBCE001
Tested By:	Wei Li
Temperature:	70°F
Humidity:	30%

Section:	Spurious Emissions at Antenna Terminals: Cellular Bands / CDMA Modulation
Plot Name:	Downlink, Mid-Channel
Configuration:	SG Input: -50dBm, Output Port: EUT MOBILE



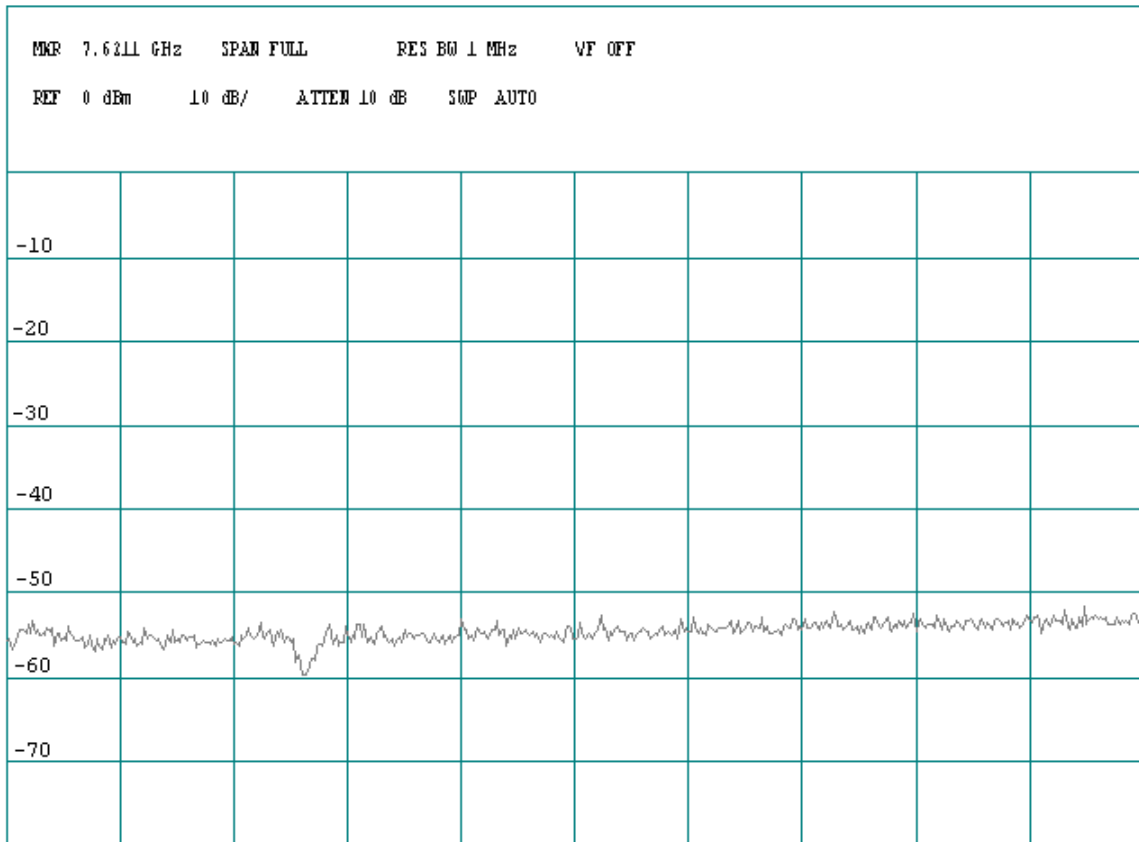
Project Number:	0048-050720-01
EUT:	Shyam Dual Band Home Booster DBHB-20
SN:	DBHBCE001
Tested By:	Wei Li
Temperature:	70°F
Humidity:	30%

Section:	Spurious Emissions at Antenna Terminals: Cellular Bands / CDMA Modulation
Plot Name:	Downlink, Mid-Channel
Configuration:	SG Input: -50dBm, Output Port: EUT MOBILE



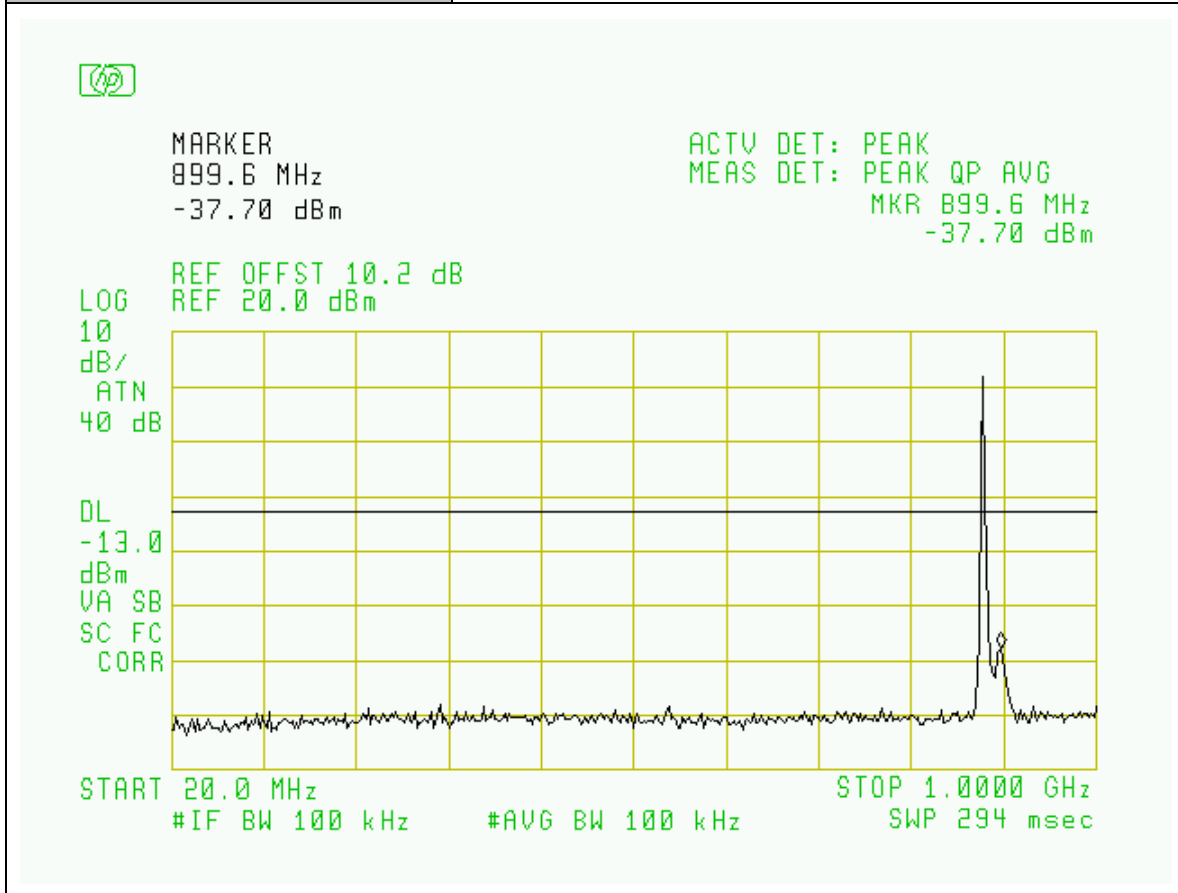
Project Number:	0048-050720-01
EUT:	Shyam Dual Band Home Booster DBHB-20
SN:	DBHBCE001
Tested By:	Wei Li
Temperature:	70° F
Humidity:	30%

Section:	Spurious Emissions at Antenna Terminals: Cellular Bands / CDMA Modulation
Plot Name:	Downlink, Mid-Channel
Configuration:	SG Input: -50dBm, Output Port: EUT MOBILE



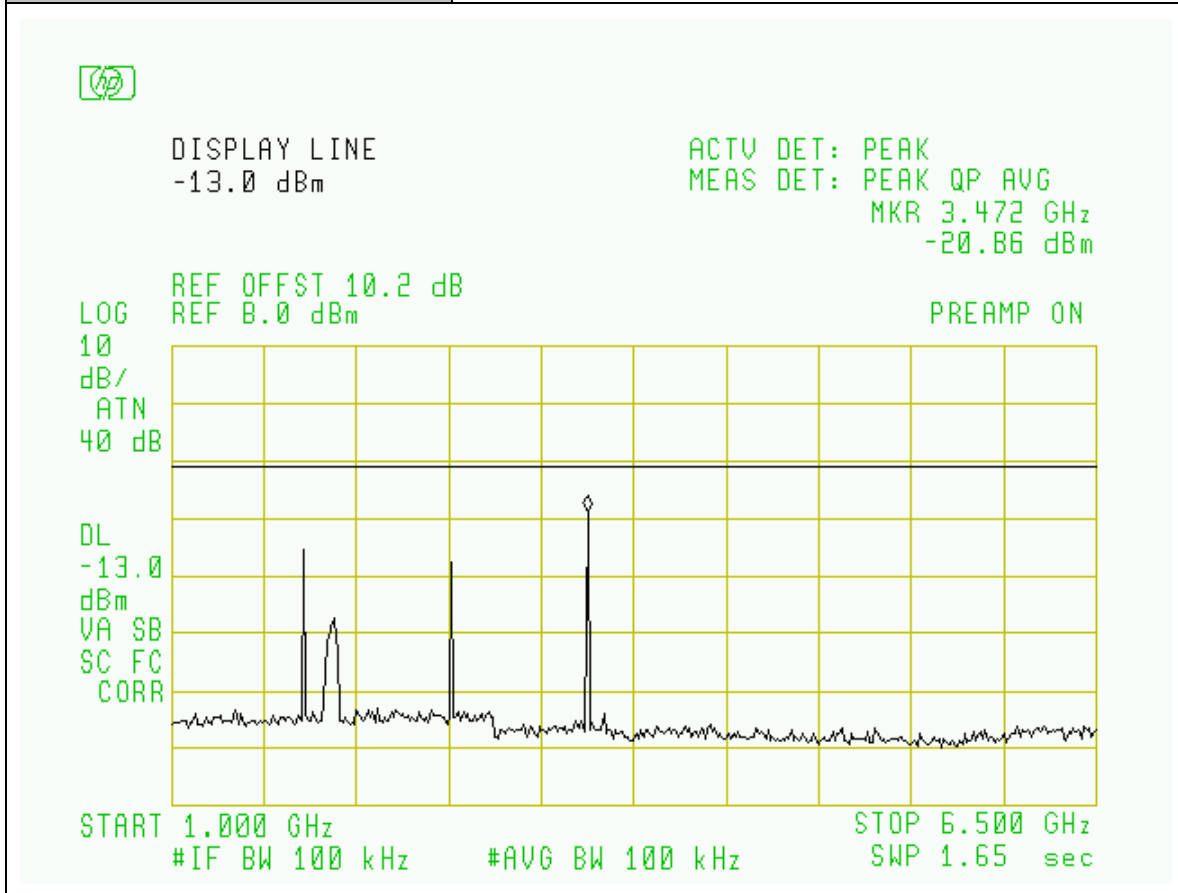
Project Number:	0048-050720-01
EUT:	Shyam Dual Band Home Booster DBHB-20
SN:	DBHBCE001
Tested By:	Wei Li
Temperature:	70°F
Humidity:	30%

Section:	Spurious Emissions at Antenna Terminals: Cellular Bands / CDMA Modulation
Plot Name:	Downlink, Low-Channel
Configuration:	SG Input: -50dBm, Output Port: EUT MOBILE



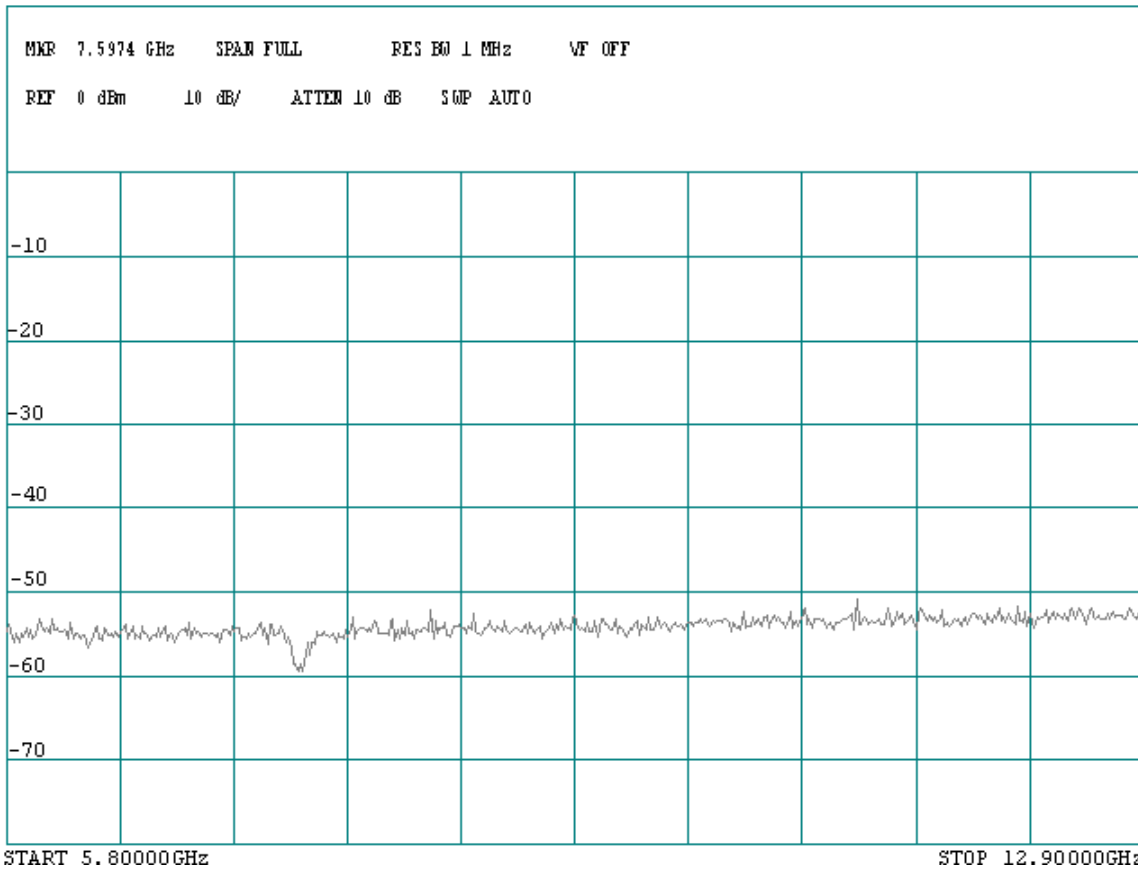
Project Number:	0048-050720-01
EUT:	Shyam Dual Band Home Booster DBHB-20
SN:	DBHBCE001
Tested By:	Wei Li
Temperature:	70°F
Humidity:	30%

Section:	Spurious Emissions at Antenna Terminals: Cellular Bands / CDMA Modulation
Plot Name:	Downlink, Low-Channel
Configuration:	SG Input: -50dBm, Output Port: EUT MOBILE



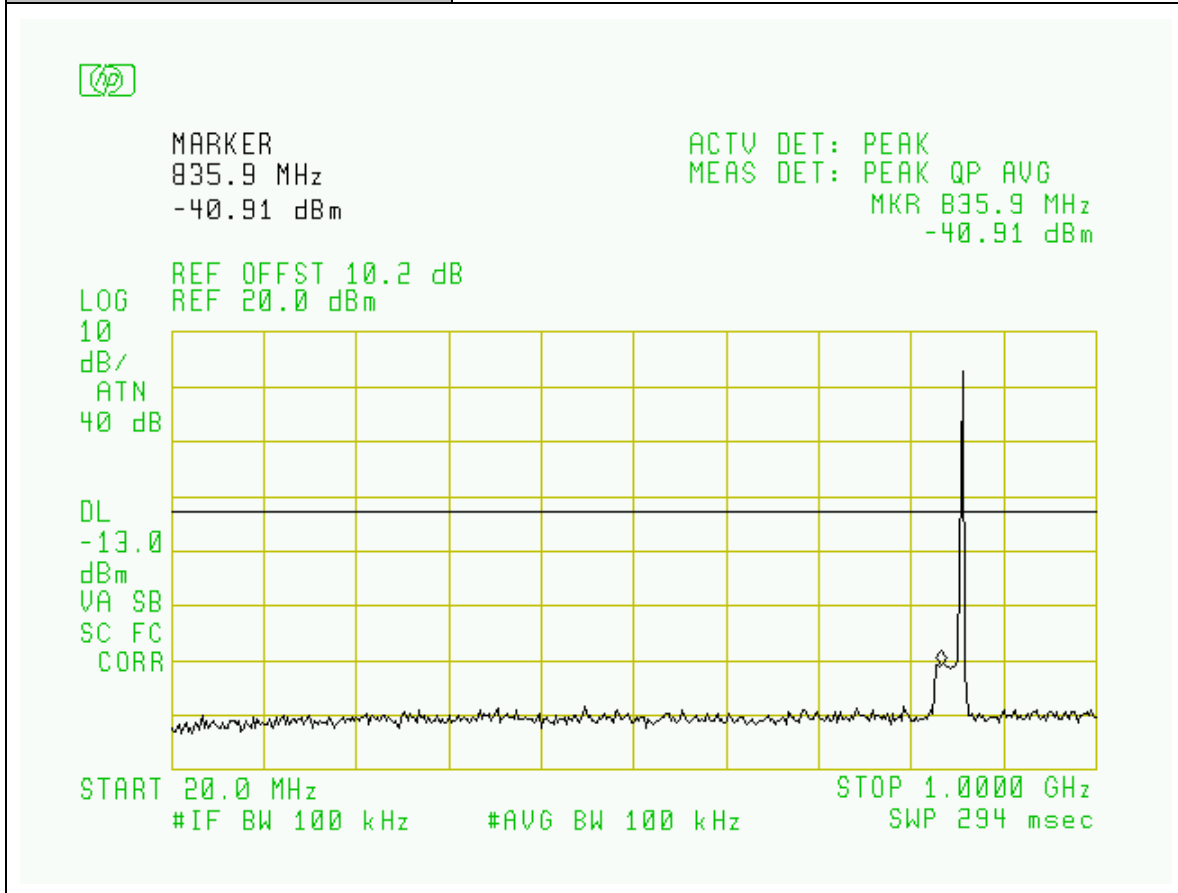
Project Number:	0048-050720-01
EUT:	Shyam Dual Band Home Booster DBHB-20
SN:	DBHBCE001
Tested By:	Wei Li
Temperature:	70° F
Humidity:	30%

Section:	Spurious Emissions at Antenna Terminals: Cellular Bands / CDMA Modulation
Plot Name:	Downlink, Low-Channel
Configuration:	SG Input: -50dBm, Output Port: EUT MOBILE



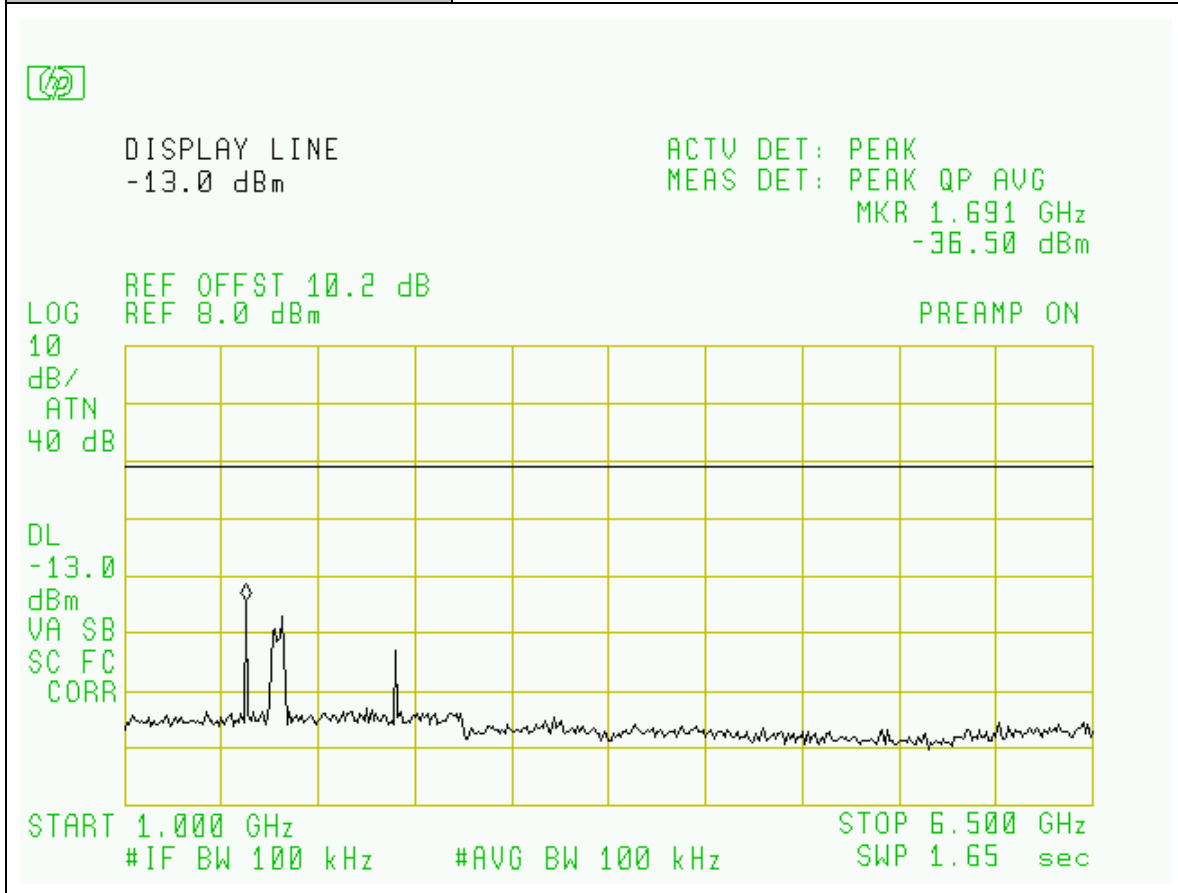
Project Number:	0048-050720-01
EUT:	Shyam Dual Band Home Booster DBHB-20
SN:	DBHBCE001
Tested By:	Edward Lee
Temperature:	70° F
Humidity:	30%

Section:	Spurious Emissions at Antenna Terminals: Cellular Bands / GSM Modulation
Plot Name:	Uplink, Hi-Channel
Configuration:	SG Input: -50dBm, Output Port: EUT BTS



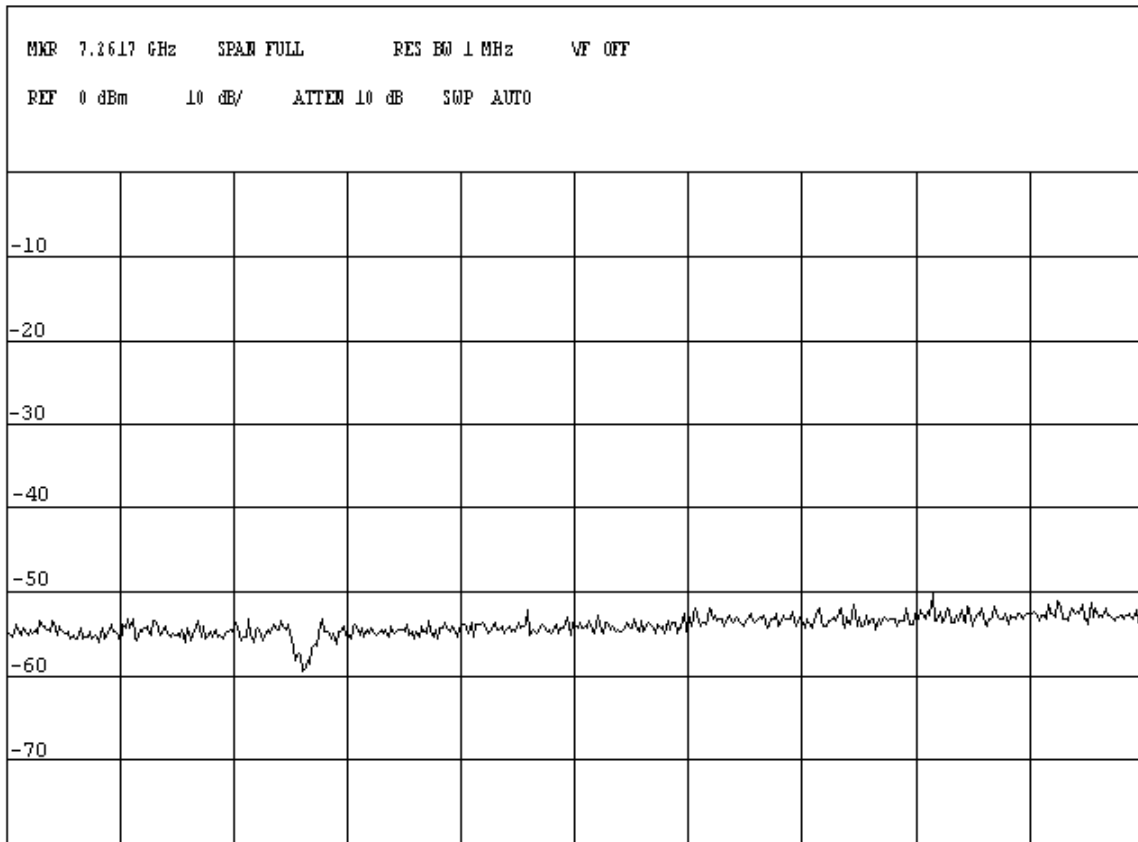
Project Number:	0048-050720-01
EUT:	Shyam Dual Band Home Booster DBHB-20
SN:	DBHBCE001
Tested By:	Edward Lee
Temperature:	70° F
Humidity:	30%

Section:	Spurious Emissions at Antenna Terminals: Cellular Bands / GSM Modulation
Plot Name:	Uplink, Hi-Channel
Configuration:	SG Input: -50dBm, Output Port: EUT BTS



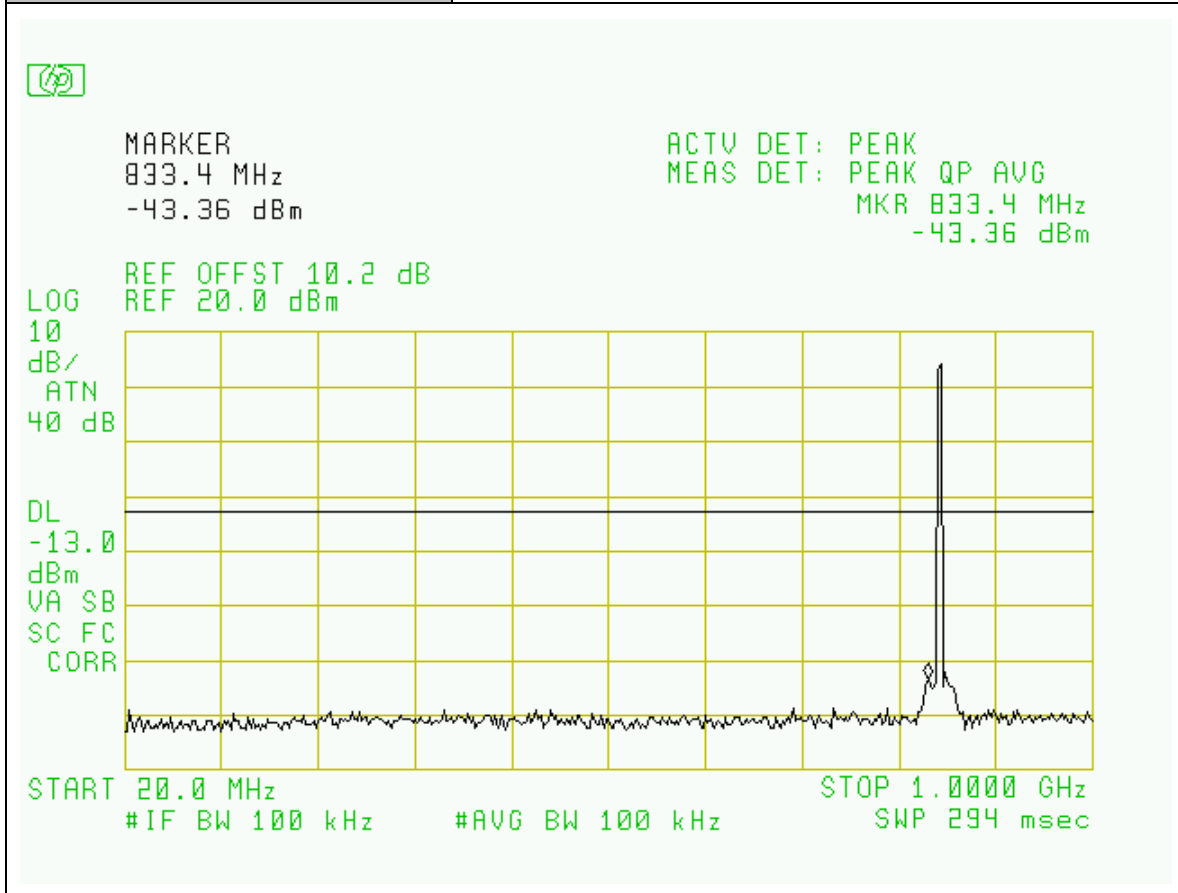
Project Number:	0048-050720-01
EUT:	Shyam Dual Band Home Booster DBHB-20
SN:	DBHBCE001
Tested By:	Edward Lee
Temperature:	70° F
Humidity:	30%

Section:	Spurious Emissions at Antenna Terminals: Cellular Bands / GSM Modulation
Plot Name:	Uplink, Hi-Channel
Configuration:	SG Input: -50dBm, Output Port: EUT BTS



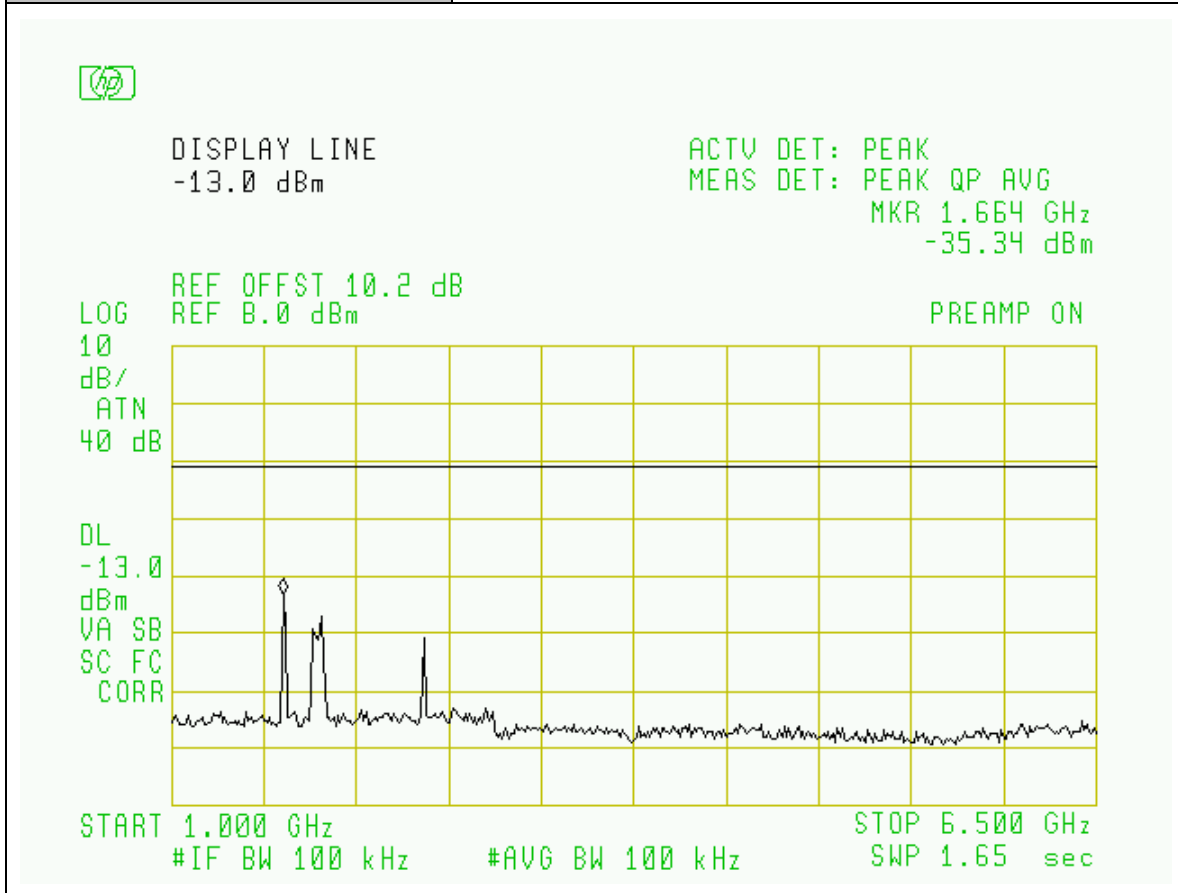
Project Number:	0048-050720-01
EUT:	Shyam Dual Band Home Booster DBHB-20
SN:	DBHBCE001
Tested By:	Edward Lee
Temperature:	70° F
Humidity:	30%

Section:	Spurious Emissions at Antenna Terminals: Cellular Bands / GSM Modulation
Plot Name:	Uplink, Mid-Channel
Configuration:	SG Input: -50dBm, Output Port: EUT BTS



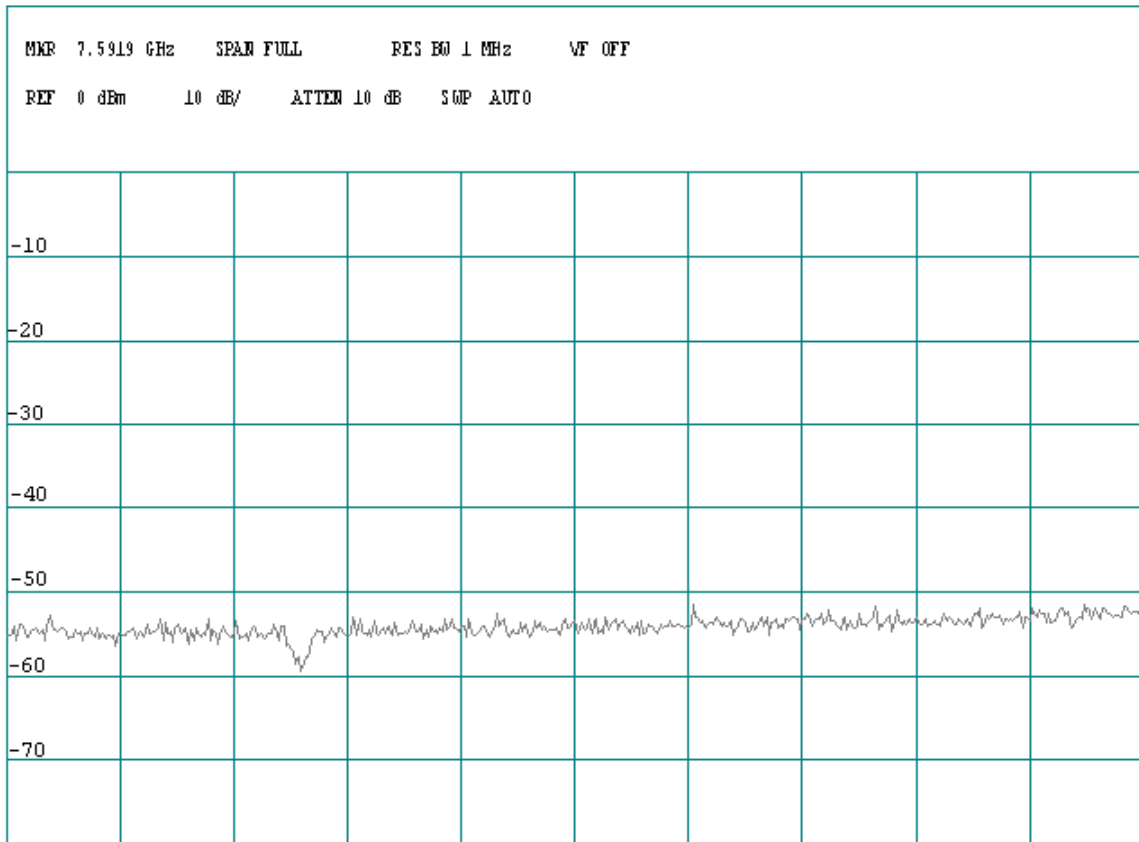
Project Number:	0048-050720-01
EUT:	Shyam Dual Band Home Booster DBHB-20
SN:	DBHBCE001
Tested By:	Edward Lee
Temperature:	70° F
Humidity:	30%

Section:	Spurious Emissions at Antenna Terminals: Cellular Bands / GSM Modulation
Plot Name:	Uplink, Mid-Channel
Configuration:	SG Input: -50dBm, Output Port: EUT BTS



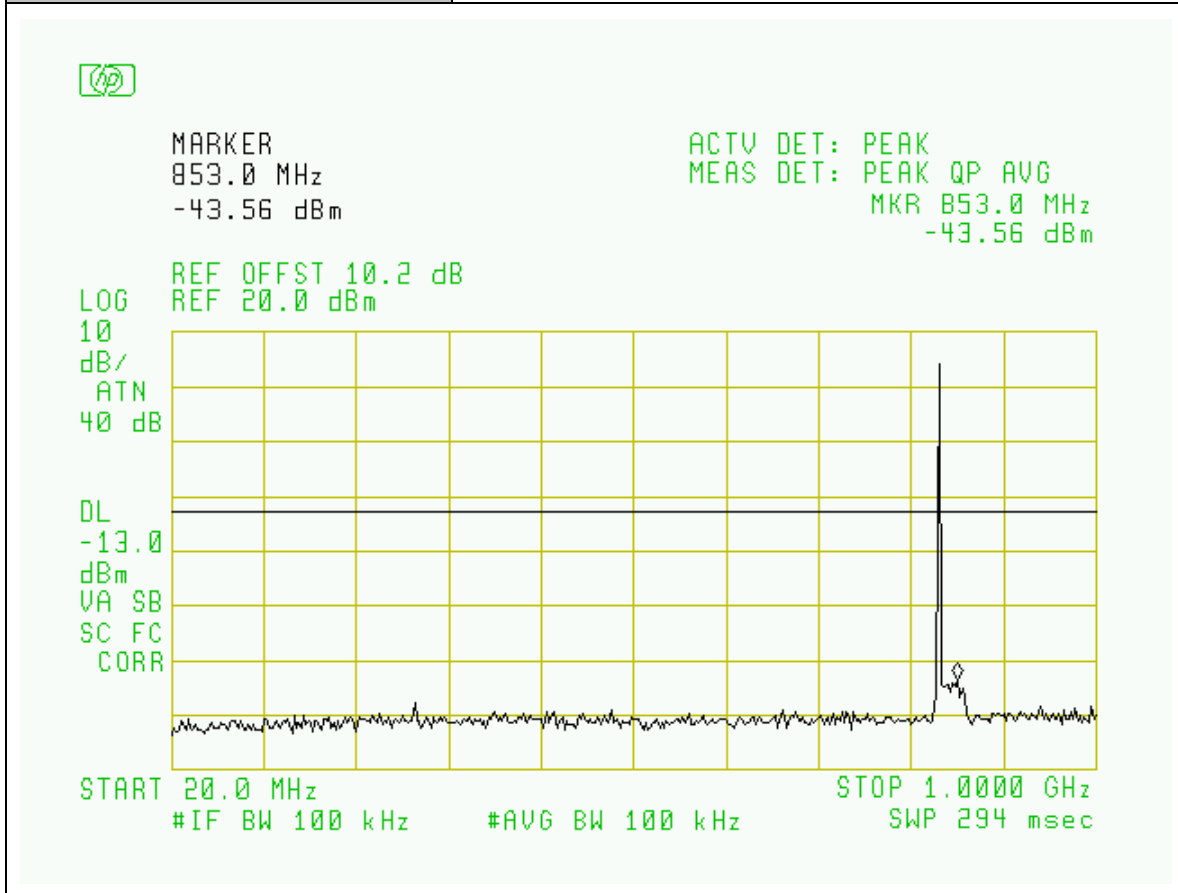
Project Number:	0048-050720-01
EUT:	Shyam Dual Band Home Booster DBHB-20
SN:	DBHBCE001
Tested By:	Edward Lee
Temperature:	70° F
Humidity:	30%

Section:	Spurious Emissions at Antenna Terminals: Cellular Bands / GSM Modulation
Plot Name:	Uplink, Mid-Channel
Configuration:	SG Input: -50dBm, Output Port: EUT BTS



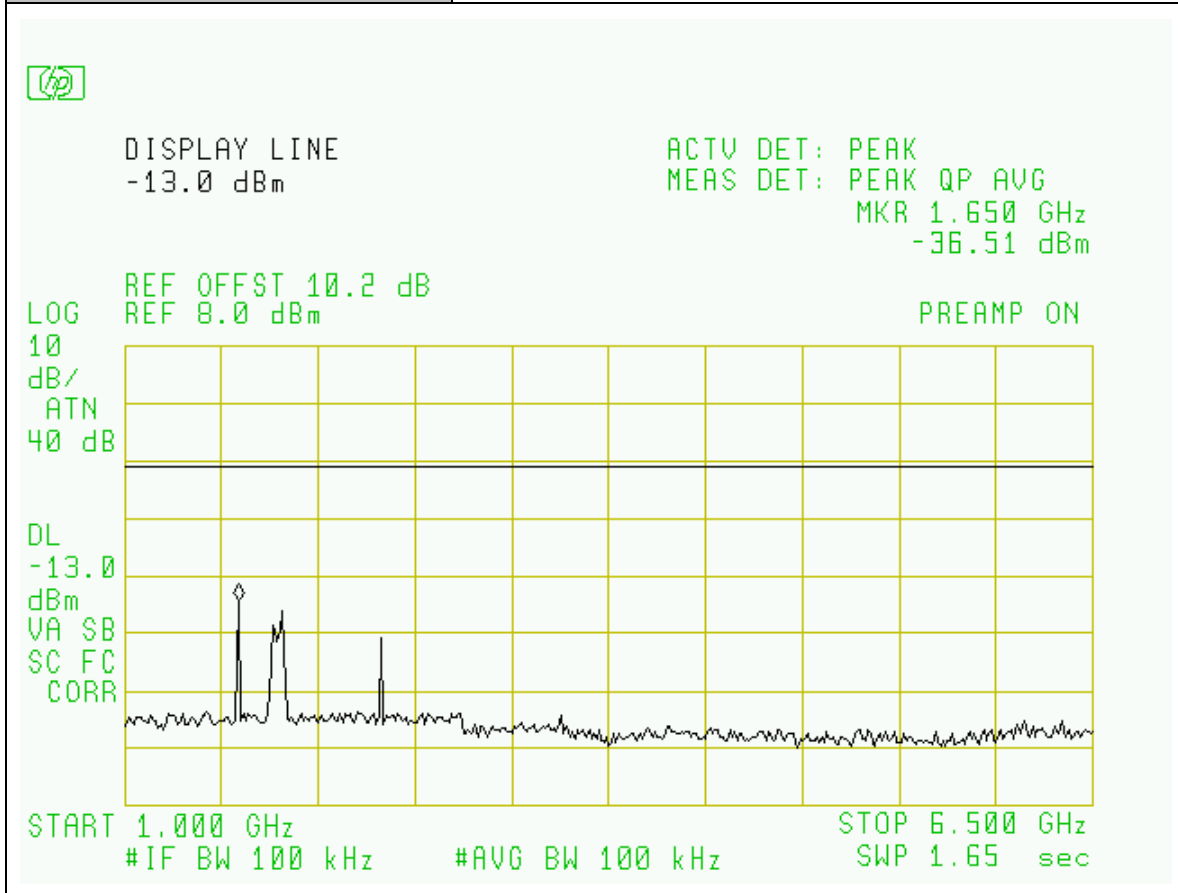
Project Number:	0048-050720-01
EUT:	Shyam Dual Band Home Booster DBHB-20
SN:	DBHBCE001
Tested By:	Edward Lee
Temperature:	70° F
Humidity:	30%

Section:	Spurious Emissions at Antenna Terminals: Cellular Bands / GSM Modulation
Plot Name:	Uplink, Low-Channel
Configuration:	SG Input: -50dBm, Output Port: EUT BTS



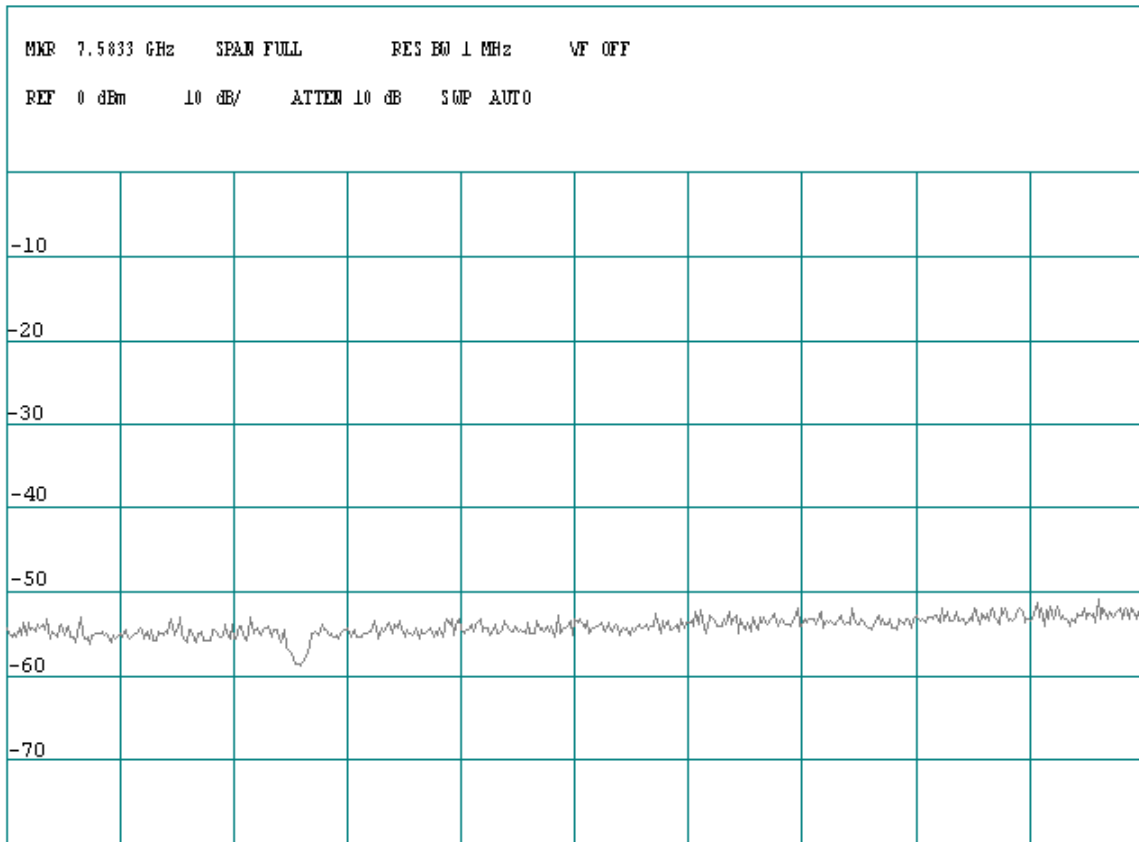
Project Number:	0048-050720-01
EUT:	Shyam Dual Band Home Booster DBHB-20
SN:	DBHBCE001
Tested By:	Edward Lee
Temperature:	70° F
Humidity:	30%

Section:	Spurious Emissions at Antenna Terminals: Cellular Bands / GSM Modulation
Plot Name:	Uplink, Low-Channel
Configuration:	SG Input: -50dBm, Output Port: EUT BTS



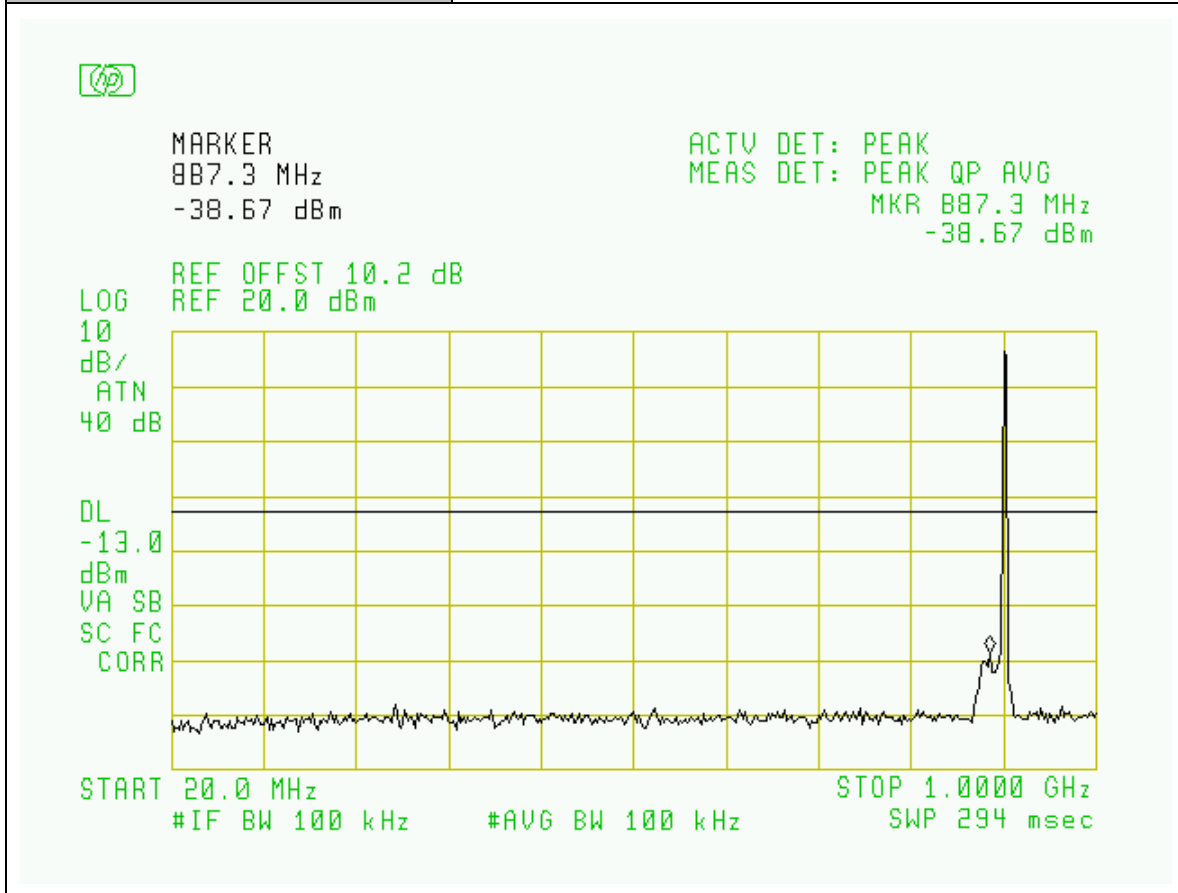
Project Number:	0048-050720-01
EUT:	Shyam Dual Band Home Booster DBHB-20
SN:	DBHBCE001
Tested By:	Edward Lee
Temperature:	70° F
Humidity:	30%

Section:	Spurious Emissions at Antenna Terminals: Cellular Bands / GSM Modulation
Plot Name:	Uplink, Low-Channel
Configuration:	SG Input: -50dBm, Output Port: EUT BTS



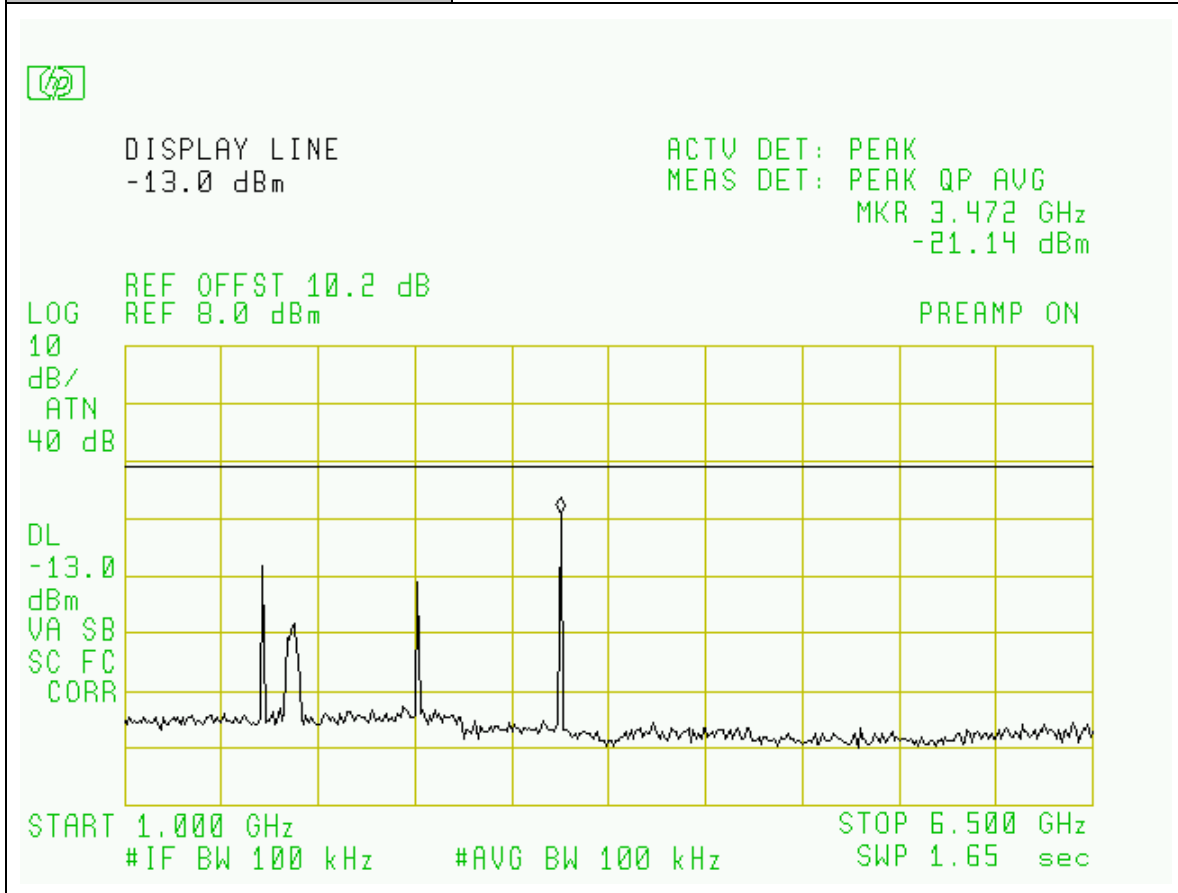
Project Number:	0048-050720-01
EUT:	Shyam Dual Band Home Booster DBHB-20
SN:	DBHBCE001
Tested By:	Edward Lee
Temperature:	70°F
Humidity:	30%

Section:	Spurious Emissions at Antenna Terminals: Cellular Bands / GSM Modulation
Plot Name:	Downlink, Hi-Channel
Configuration:	SG Input: -50dBm, Output Port: EUT MOBILE



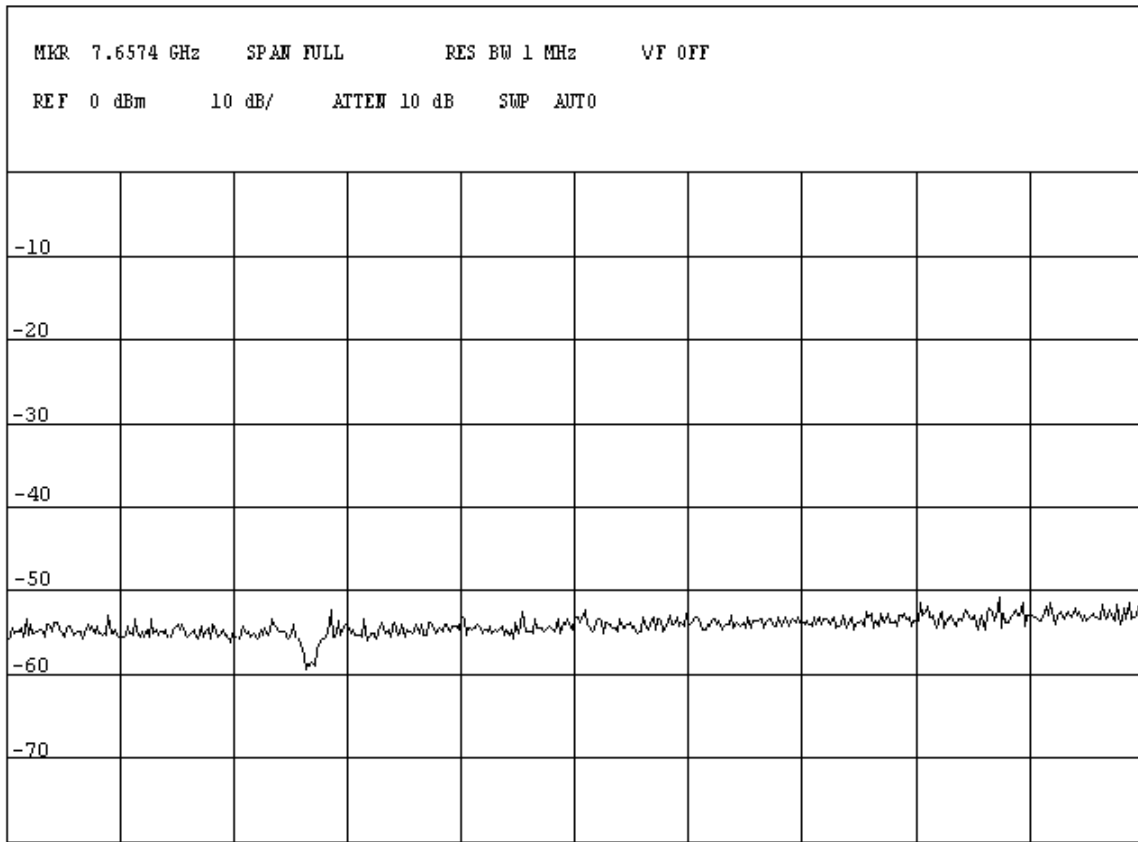
Project Number:	0048-050720-01
EUT:	Shyam Dual Band Home Booster DBHB-20
SN:	DBHBCE001
Tested By:	Edward Lee
Temperature:	70° F
Humidity:	30%

Section:	Spurious Emissions at Antenna Terminals: Cellular Bands / GSM Modulation
Plot Name:	Downlink, Hi-Channel
Configuration:	SG Input: -50dBm, Output Port: EUT MOBILE



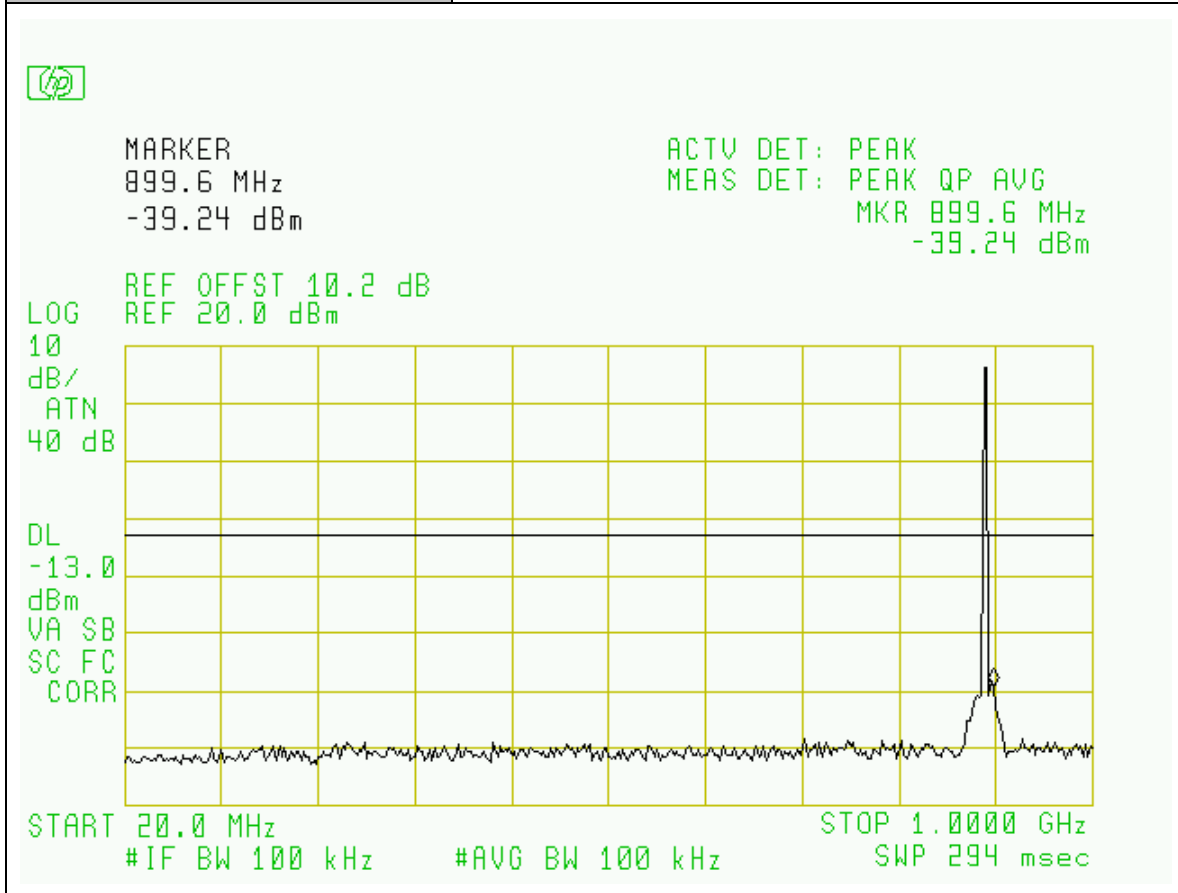
Project Number:	0048-050720-01
EUT:	Shyam Dual Band Home Booster DBHB-20
SN:	DBHBCE001
Tested By:	Edward Lee
Temperature:	70° F
Humidity:	30%

Section:	Spurious Emissions at Antenna Terminals: Cellular Bands / GSM Modulation
Plot Name:	Downlink, Hi-Channel
Configuration:	SG Input: -50dBm, Output Port: EUT MOBILE



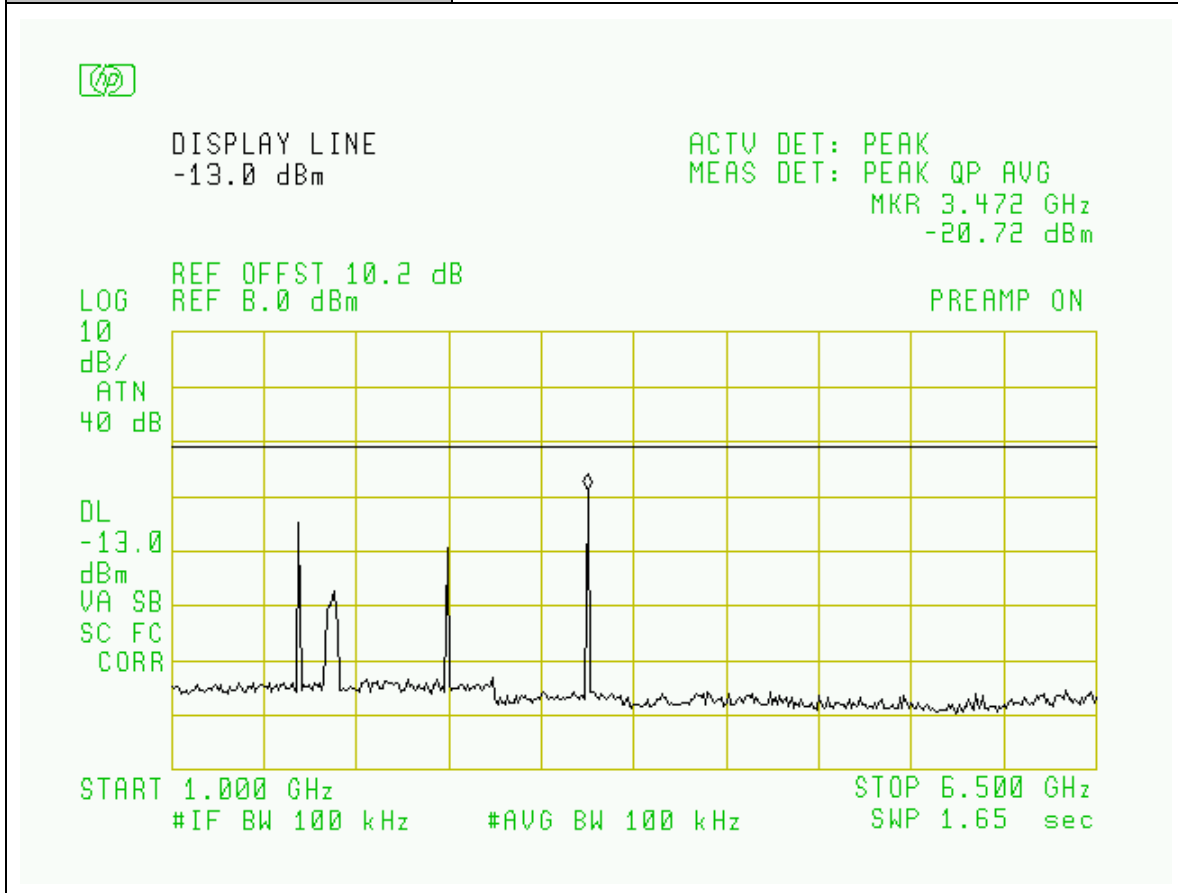
Project Number:	0048-050720-01
EUT:	Shyam Dual Band Home Booster DBHB-20
SN:	DBHBCE001
Tested By:	Edward Lee
Temperature:	70° F
Humidity:	30%

Section:	Spurious Emissions at Antenna Terminals: Cellular Bands / GSM Modulation
Plot Name:	Downlink, Mid-Channel
Configuration:	SG Input: -50dBm, Output Port: EUT MOBILE



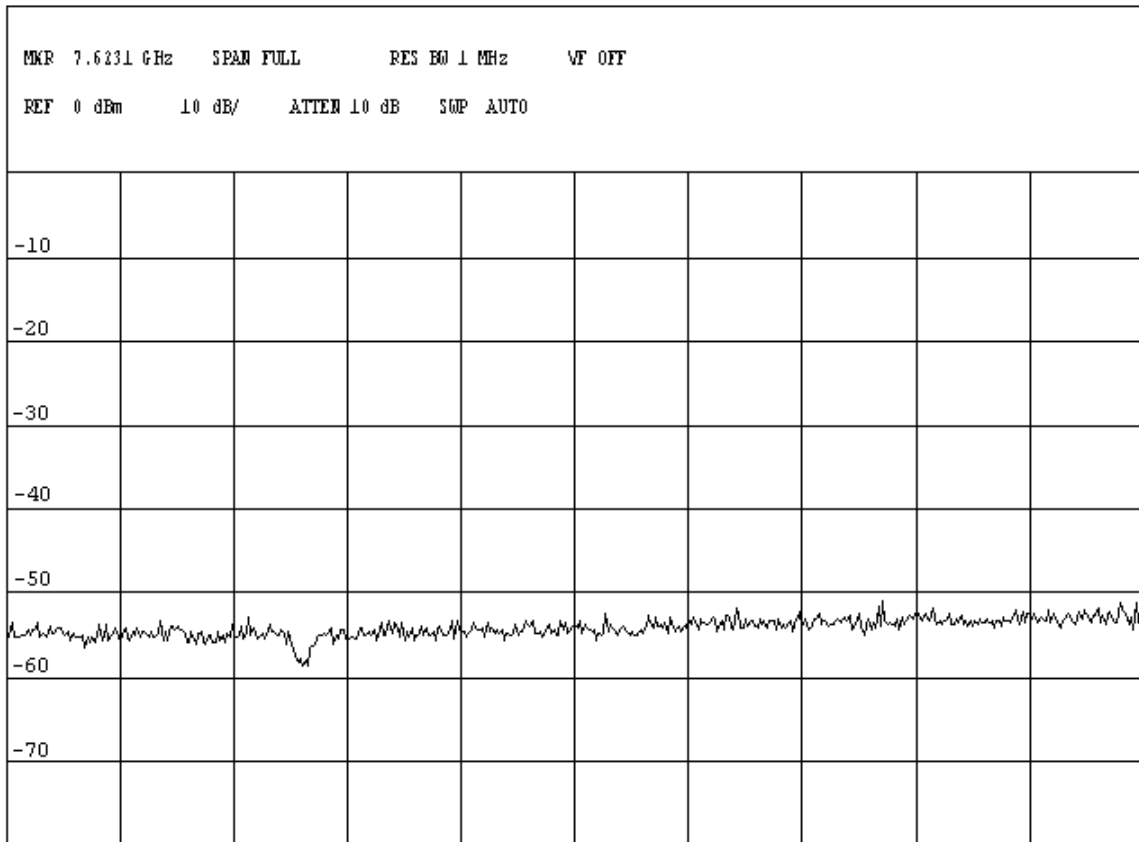
Project Number:	0048-050720-01
EUT:	Shyam Dual Band Home Booster DBHB-20
SN:	DBHBCE001
Tested By:	Edward Lee
Temperature:	70° F
Humidity:	30%

Section:	Spurious Emissions at Antenna Terminals: Cellular Bands / GSM Modulation
Plot Name:	Downlink, Mid-Channel
Configuration:	SG Input: -50dBm, Output Port: EUT MOBILE



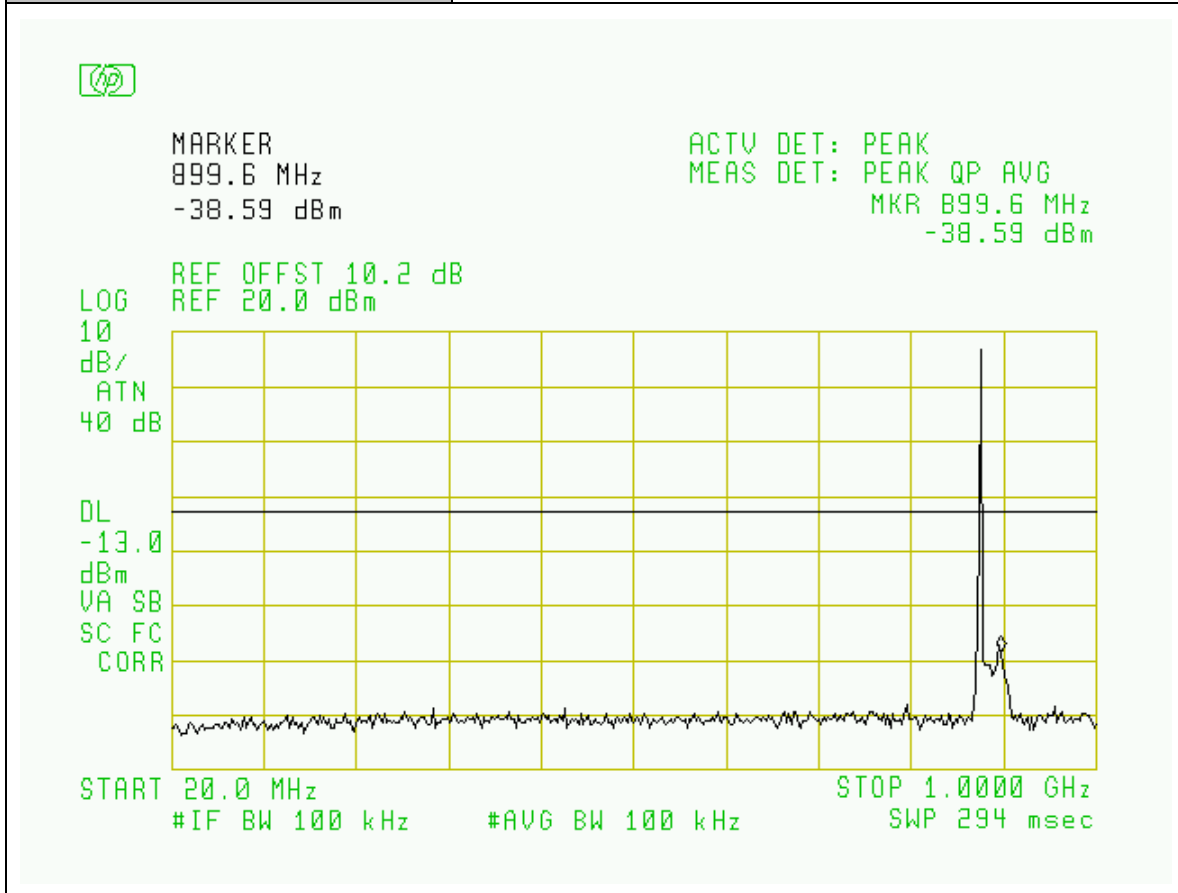
Project Number:	0048-050720-01
EUT:	Shyam Dual Band Home Booster DBHB-20
SN:	DBHBCE001
Tested By:	Edward Lee
Temperature:	70° F
Humidity:	30%

Section:	Spurious Emissions at Antenna Terminals: Cellular Bands / GSM Modulation
Plot Name:	Downlink, Mid-Channel
Configuration:	SG Input: -50dBm, Output Port: EUT MOBILE



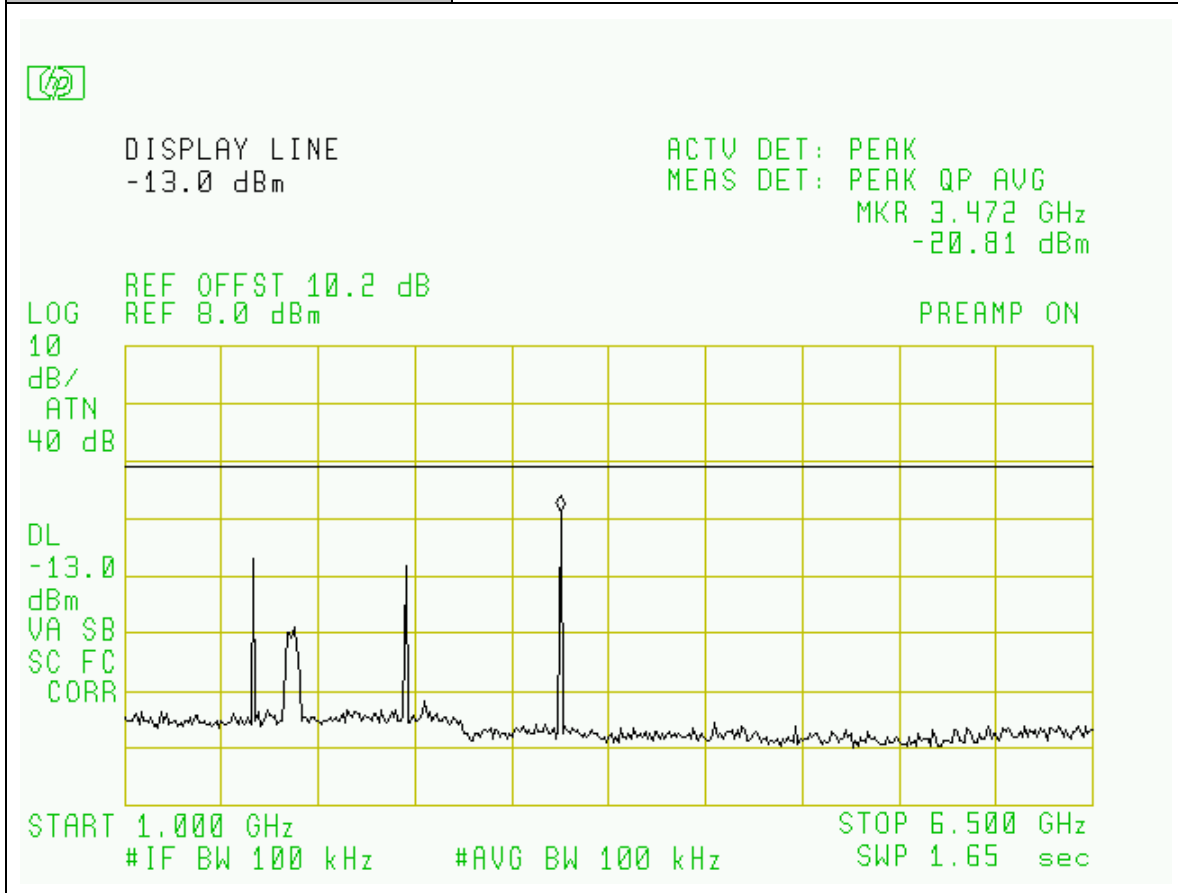
Project Number:	0048-050720-01
EUT:	Shyam Dual Band Home Booster DBHB-20
SN:	DBHBCE001
Tested By:	Edward Lee
Temperature:	70° F
Humidity:	30%

Section:	Spurious Emissions at Antenna Terminals: Cellular Bands / GSM Modulation
Plot Name:	Downlink, Low-Channel
Configuration:	SG Input: -50dBm, Output Port: EUT MOBILE



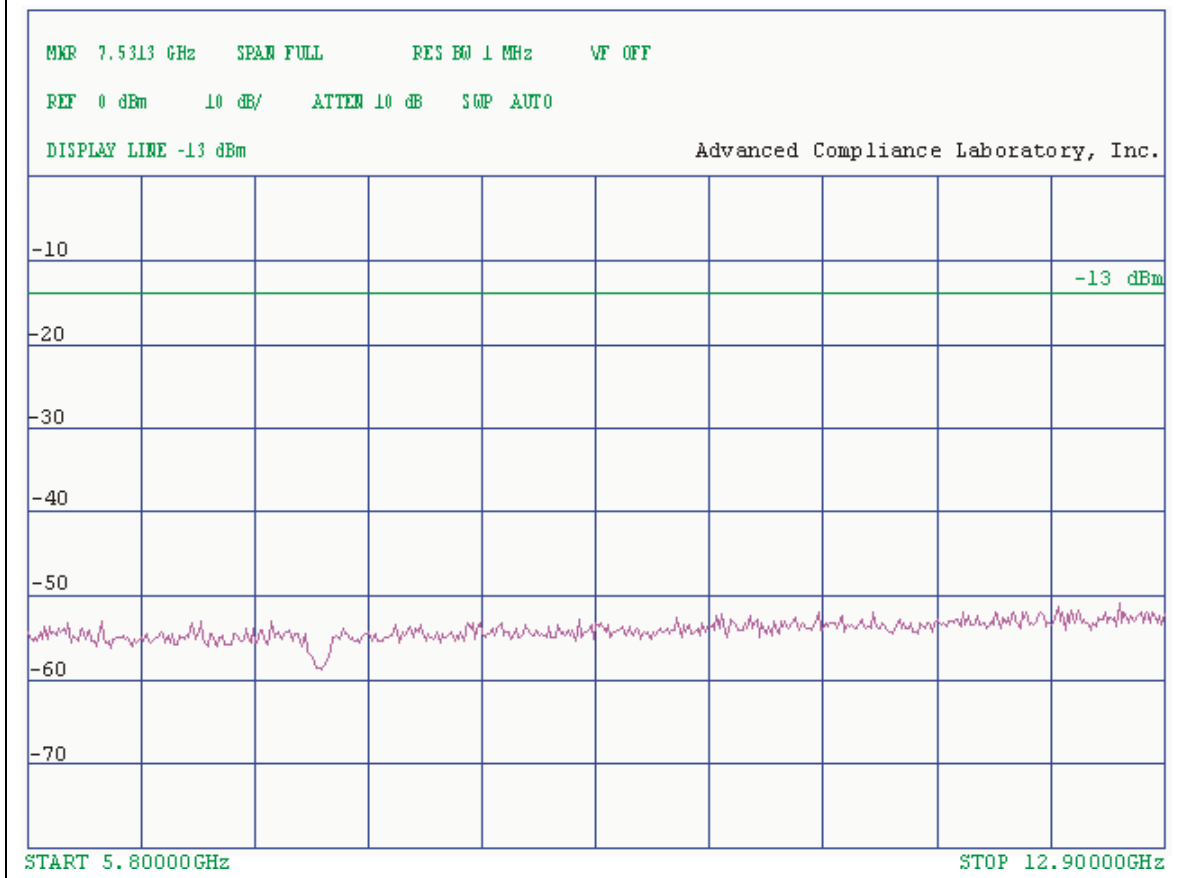
Project Number:	0048-050720-01
EUT:	Shyam Dual Band Home Booster DBHB-20
SN:	DBHBCE001
Tested By:	Edward Lee
Temperature:	70° F
Humidity:	30%

Section:	Spurious Emissions at Antenna Terminals: Cellular Bands / GSM Modulation
Plot Name:	Downlink, Low-Channel
Configuration:	SG Input: -50dBm, Output Port: EUT MOBILE



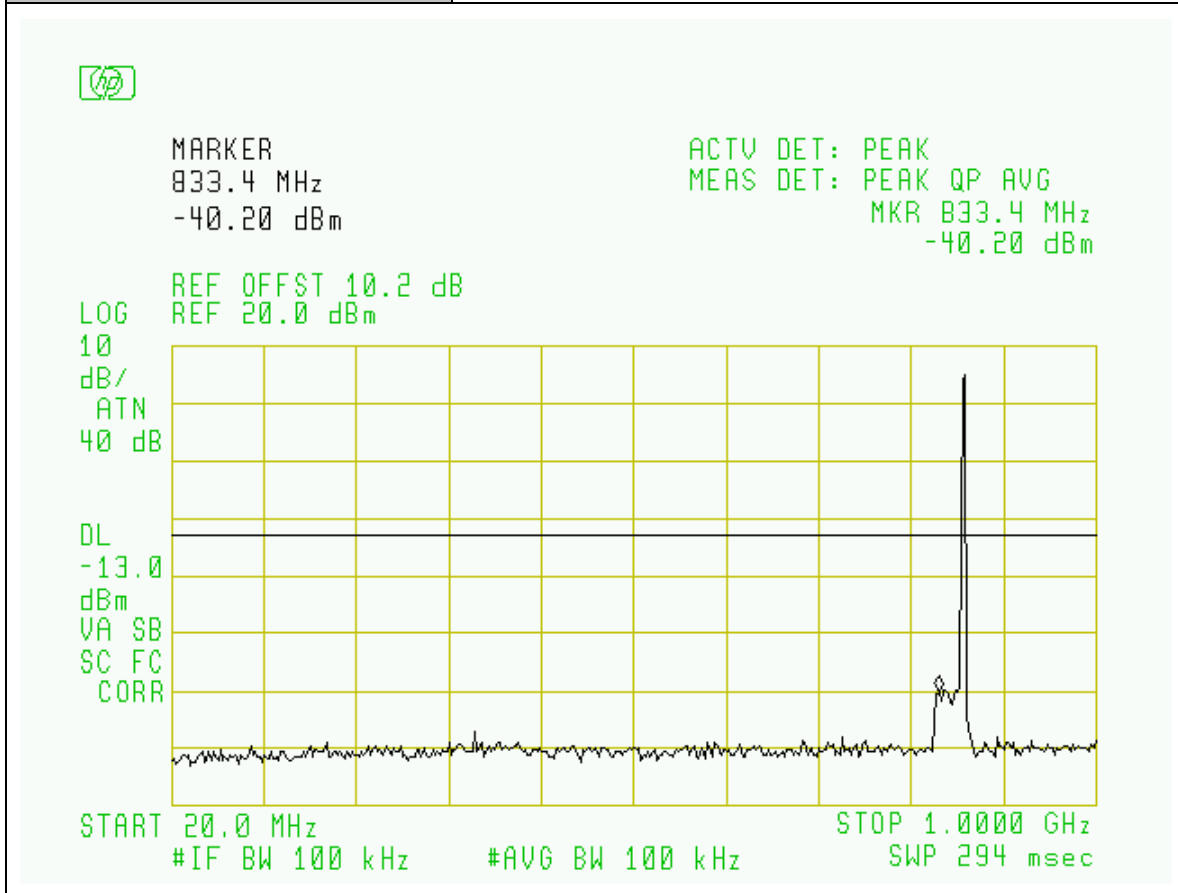
Project Number:	0048-050720-01
EUT:	Shyam Dual Band Home Booster DBHB-20
SN:	DBHBCE001
Tested By:	Edward Lee
Temperature:	70° F
Humidity:	30%

Section:	Spurious Emissions at Antenna Terminals: Cellular Bands / GSM Modulation
Plot Name:	Downlink, Low-Channel
Configuration:	SG Input: -50dBm, Output Port: EUT MOBILE



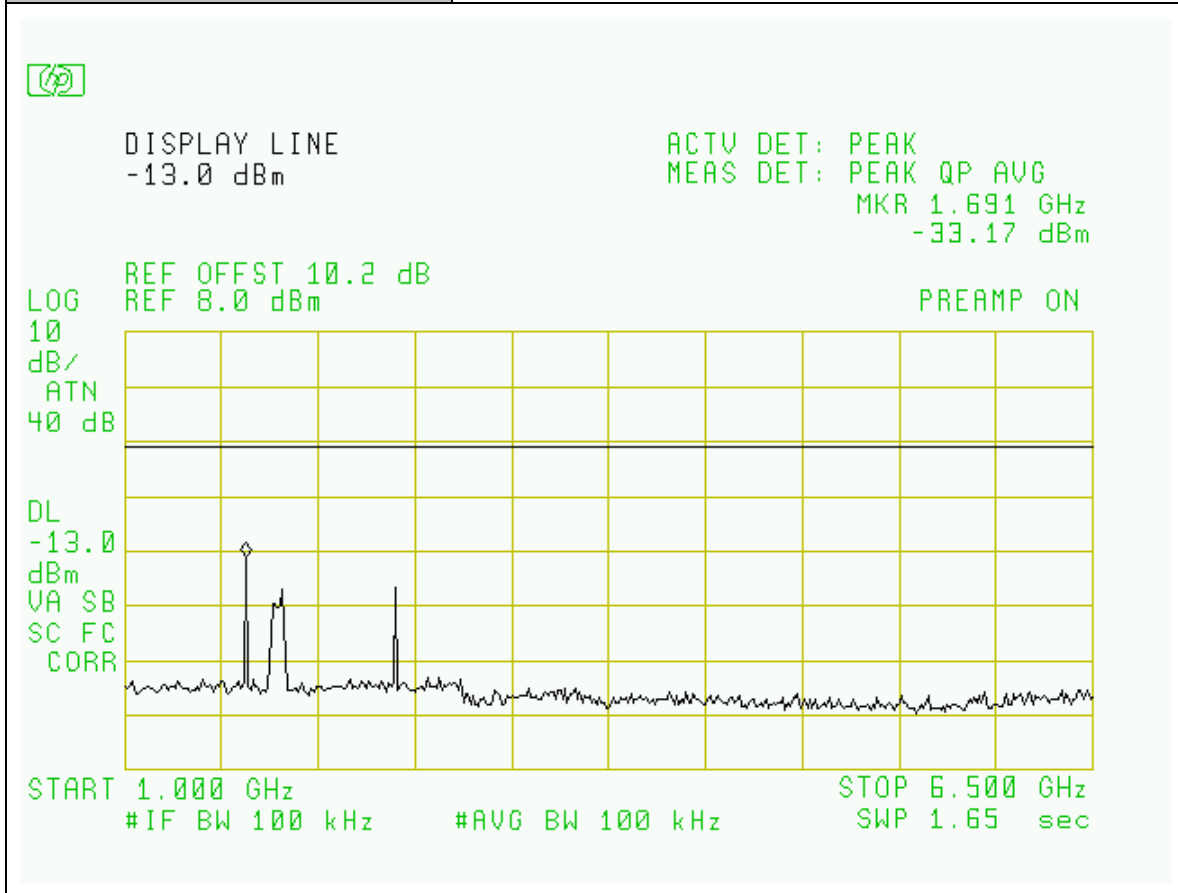
Project Number:	0048-050720-01
EUT:	Shyam Dual Band Home Booster DBHB-20
SN:	DBHBCE001
Tested By:	Edward Lee
Temperature:	70° F
Humidity:	30%

Section:	Spurious Emissions at Antenna Terminals: Cellular Bands / EDGE Modulation
Plot Name:	Uplink, Hi-Channel
Configuration:	SG Input: -50dBm, Output Port: EUT BTS



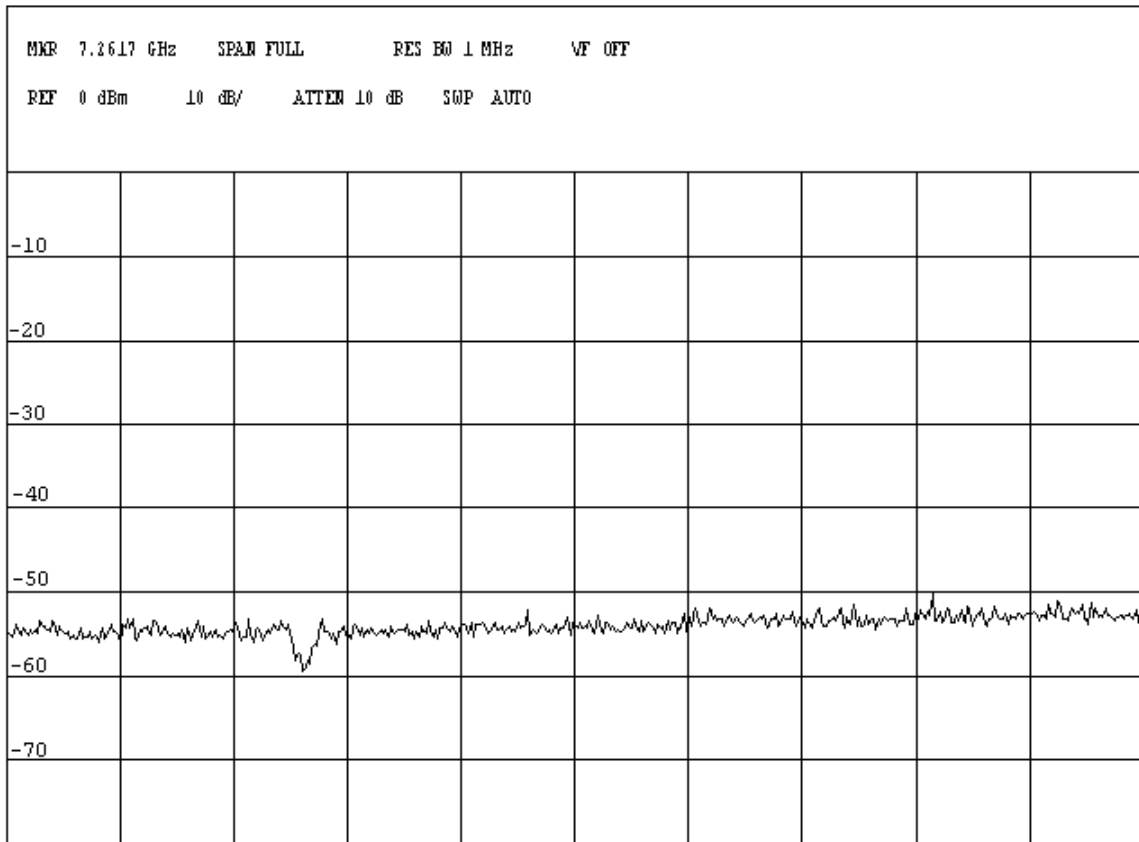
Project Number:	0048-050720-01
EUT:	Shyam Dual Band Home Booster DBHB-20
SN:	DBHBCE001
Tested By:	Edward Lee
Temperature:	70° F
Humidity:	30%

Section:	Spurious Emissions at Antenna Terminals: Cellular Bands / EDGE Modulation
Plot Name:	Uplink, Hi-Channel
Configuration:	SG Input: -50dBm, Output Port: EUT BTS



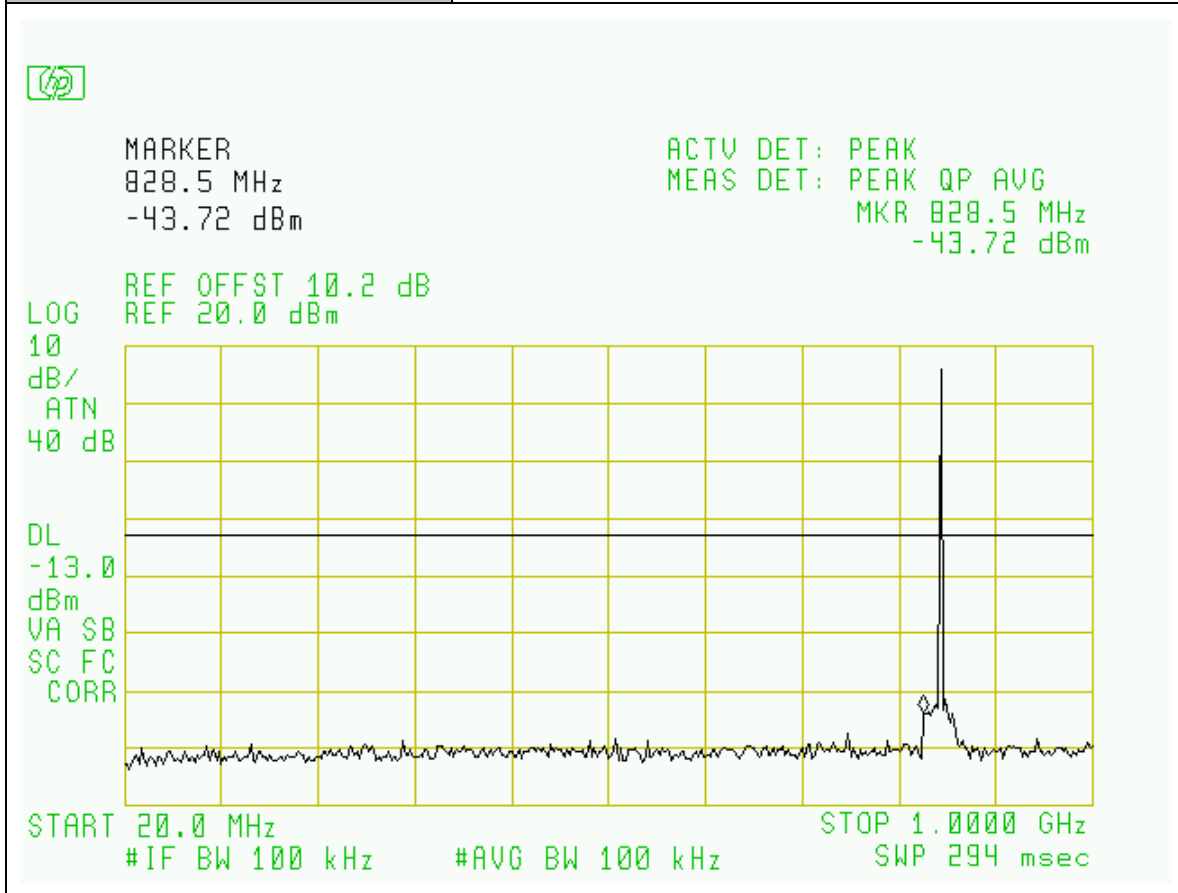
Project Number:	0048-050720-01
EUT:	Shyam Dual Band Home Booster DBHB-20
SN:	DBHBCE001
Tested By:	Edward Lee
Temperature:	70° F
Humidity:	30%

Section:	Spurious Emissions at Antenna Terminals: Cellular Bands / EDGE Modulation
Plot Name:	Uplink, Hi-Channel
Configuration:	SG Input: -50dBm, Output Port: EUT BTS



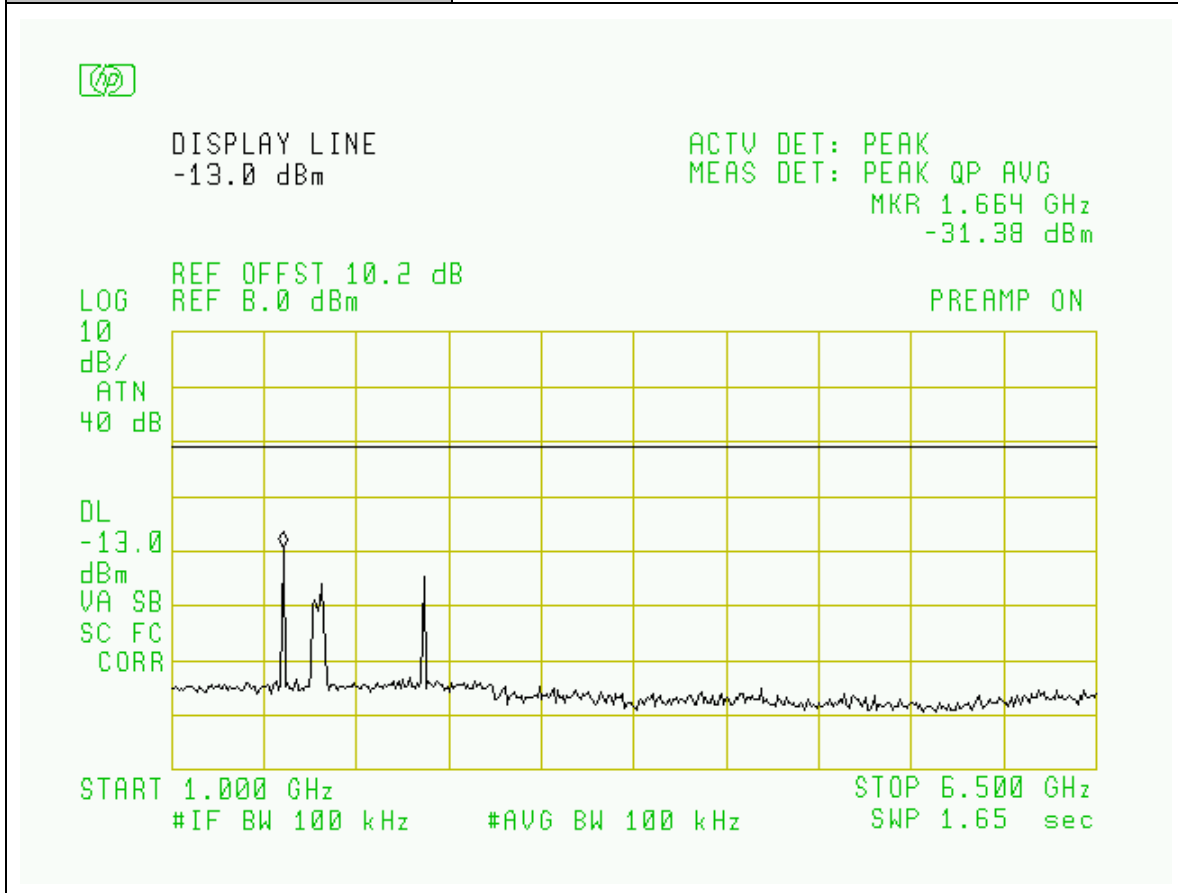
Project Number:	0048-050720-01
EUT:	Shyam Dual Band Home Booster DBHB-20
SN:	DBHBCE001
Tested By:	Edward Lee
Temperature:	70° F
Humidity:	30%

Section:	Spurious Emissions at Antenna Terminals: Cellular Bands / EDGE Modulation
Plot Name:	Uplink, Mid-Channel
Configuration:	SG Input: -50dBm, Output Port: EUT BTS



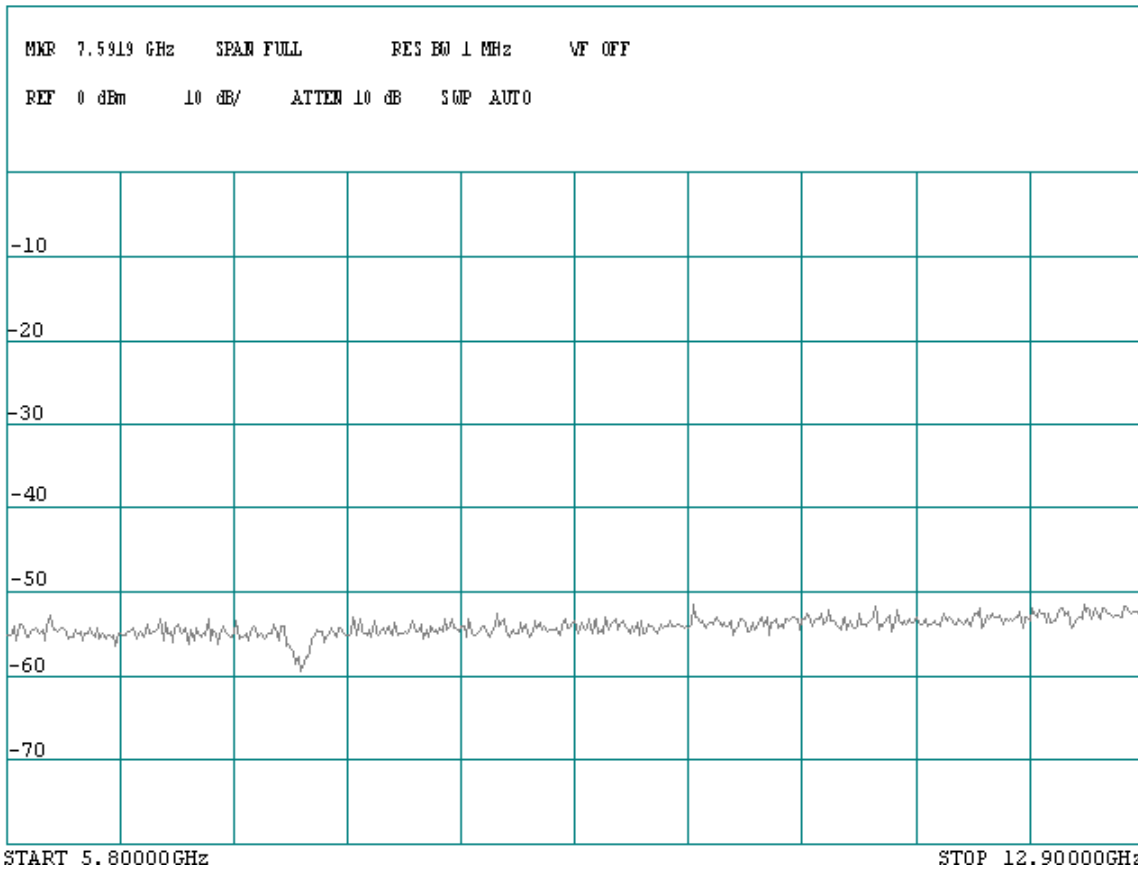
Project Number:	0048-050720-01
EUT:	Shyam Dual Band Home Booster DBHB-20
SN:	DBHBCE001
Tested By:	Edward Lee
Temperature:	70° F
Humidity:	30%

Section:	Spurious Emissions at Antenna Terminals: Cellular Bands / EDGE Modulation
Plot Name:	Uplink, Mid-Channel
Configuration:	SG Input: -50dBm, Output Port: EUT BTS



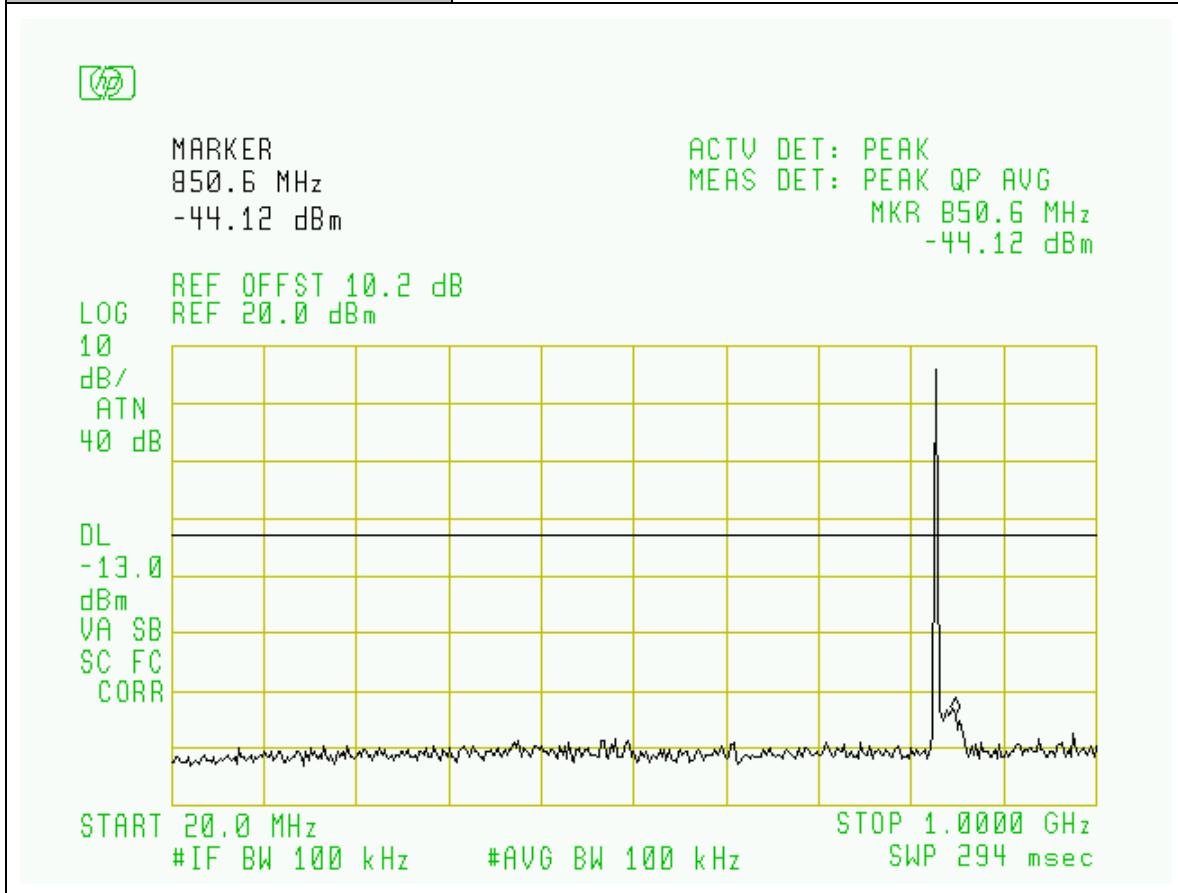
Project Number:	0048-050720-01
EUT:	Shyam Dual Band Home Booster DBHB-20
SN:	DBHBCE001
Tested By:	Edward Lee
Temperature:	70° F
Humidity:	30%

Section:	Spurious Emissions at Antenna Terminals: Cellular Bands / EDGE Modulation
Plot Name:	Uplink, Mid-Channel
Configuration:	SG Input: -50dBm, Output Port: EUT BTS



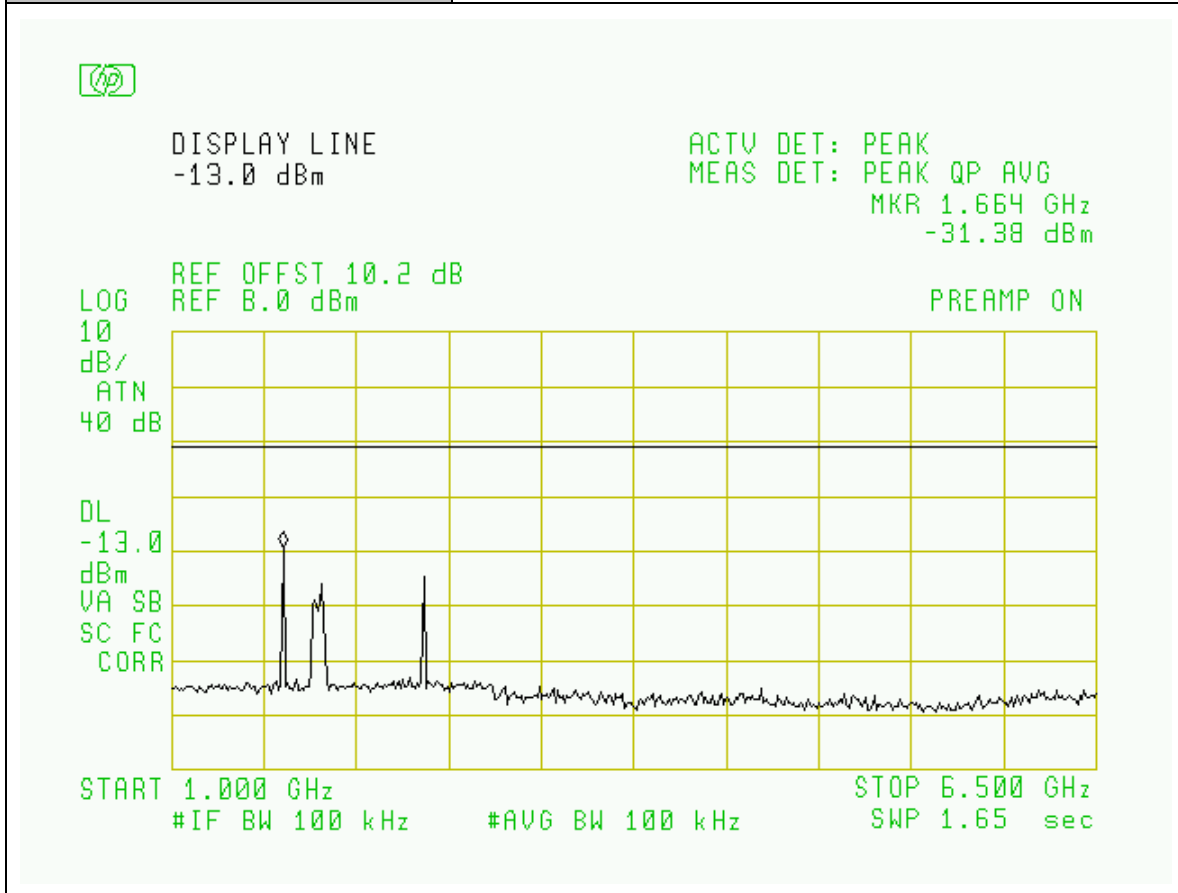
Project Number:	0048-050720-01
EUT:	Shyam Dual Band Home Booster DBHB-20
SN:	DBHBCE001
Tested By:	Edward Lee
Temperature:	70° F
Humidity:	30%

Section:	Spurious Emissions at Antenna Terminals: Cellular Bands / EDGE Modulation
Plot Name:	Uplink, Low-Channel
Configuration:	SG Input: -50dBm, Output Port: EUT BTS



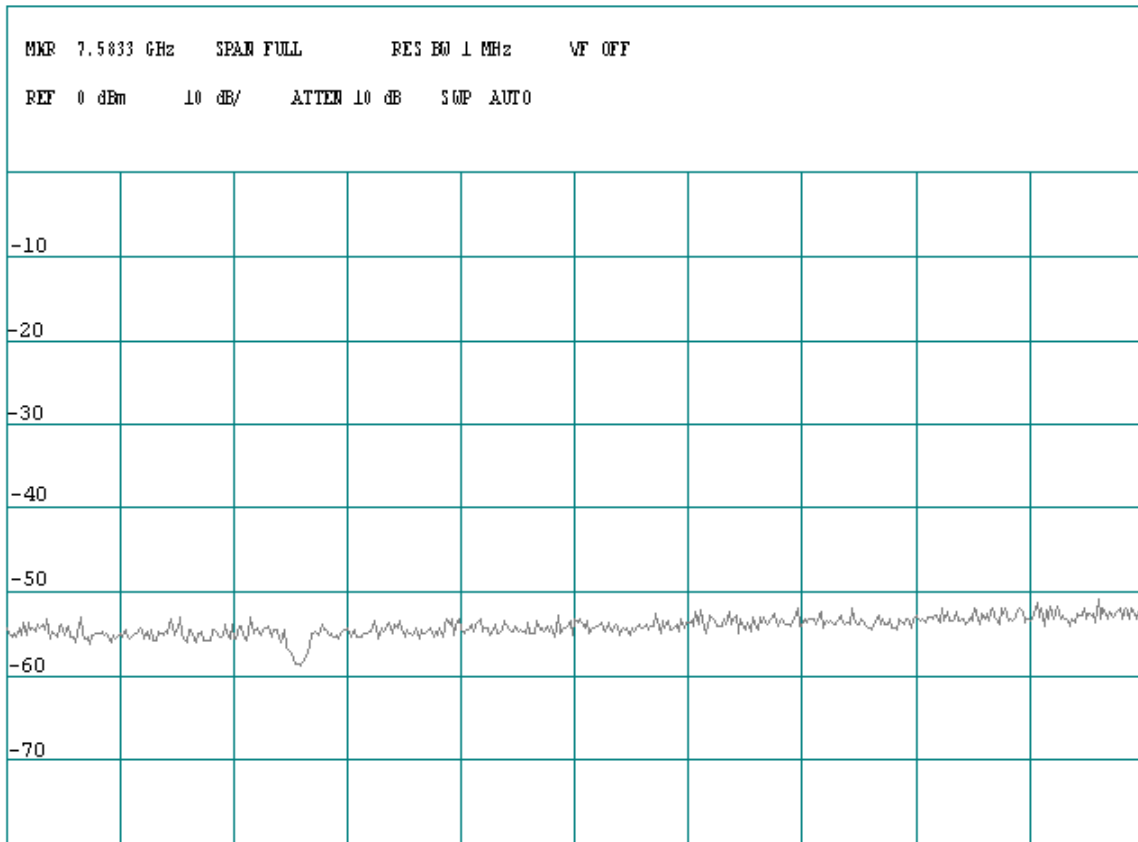
Project Number:	0048-050720-01
EUT:	Shyam Dual Band Home Booster DBHB-20
SN:	DBHBCE001
Tested By:	Edward Lee
Temperature:	70° F
Humidity:	30%

Section:	Spurious Emissions at Antenna Terminals: Cellular Bands / EDGE Modulation
Plot Name:	Uplink, Low-Channel
Configuration:	SG Input: -50dBm, Output Port: EUT BTS



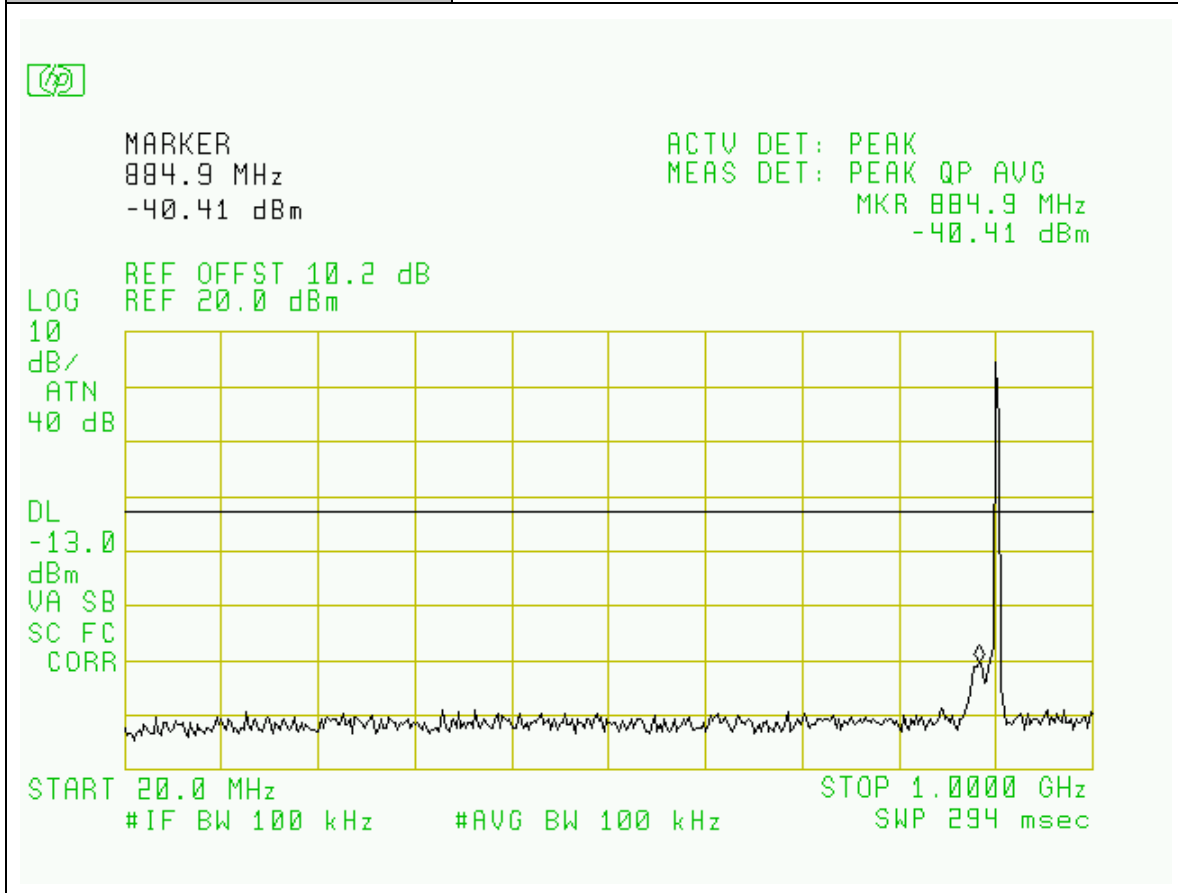
Project Number:	0048-050720-01
EUT:	Shyam Dual Band Home Booster DBHB-20
SN:	DBHBCE001
Tested By:	Edward Lee
Temperature:	70° F
Humidity:	30%

Section:	Spurious Emissions at Antenna Terminals: Cellular Bands / EDGE Modulation
Plot Name:	Uplink, Low-Channel
Configuration:	SG Input: -50dBm, Output Port: EUT BTS



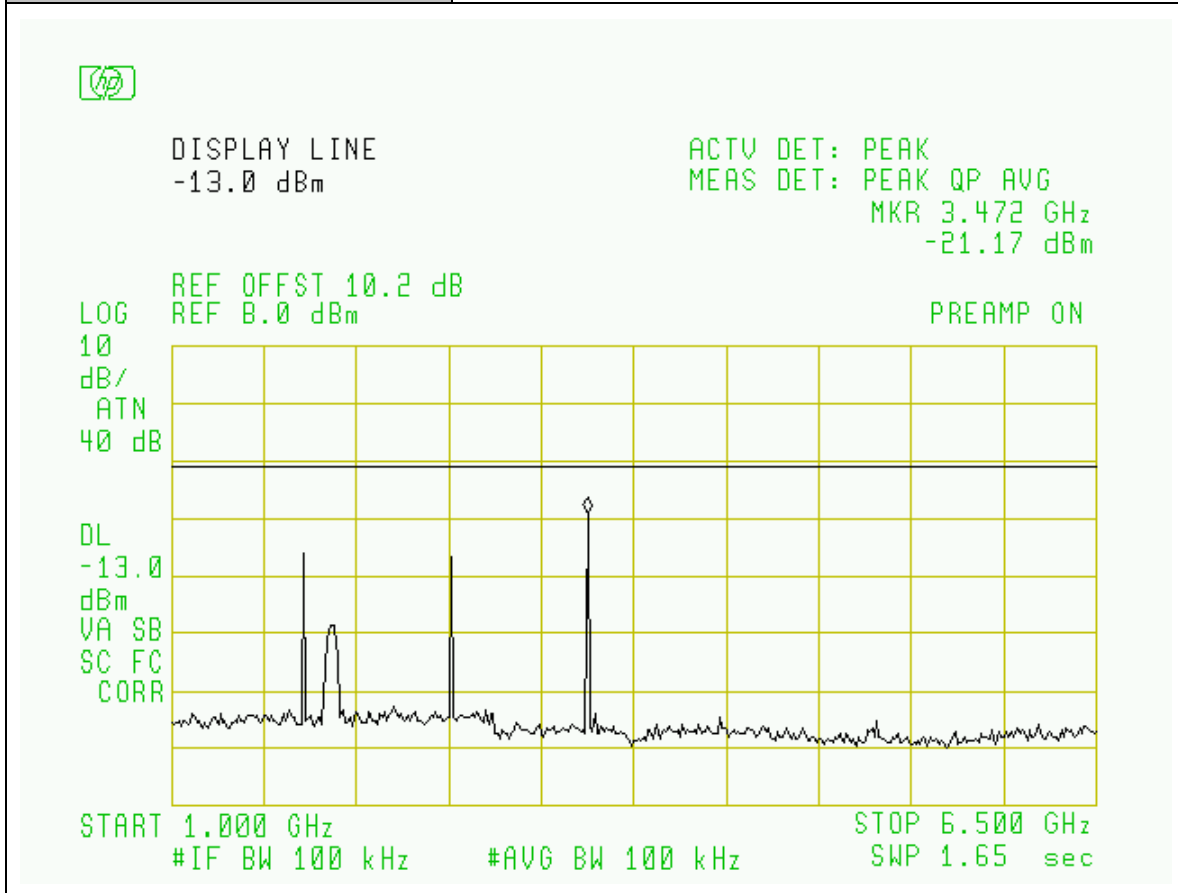
Project Number:	0048-050720-01
EUT:	Shyam Dual Band Home Booster DBHB-20
SN:	DBHBCE001
Tested By:	Edward Lee
Temperature:	70° F
Humidity:	30%

Section:	Spurious Emissions at Antenna Terminals: Cellular Bands / EDGE Modulation
Plot Name:	Downlink, Hi-Channel
Configuration:	SG Input: -50dBm, Output Port: EUT MOBILE



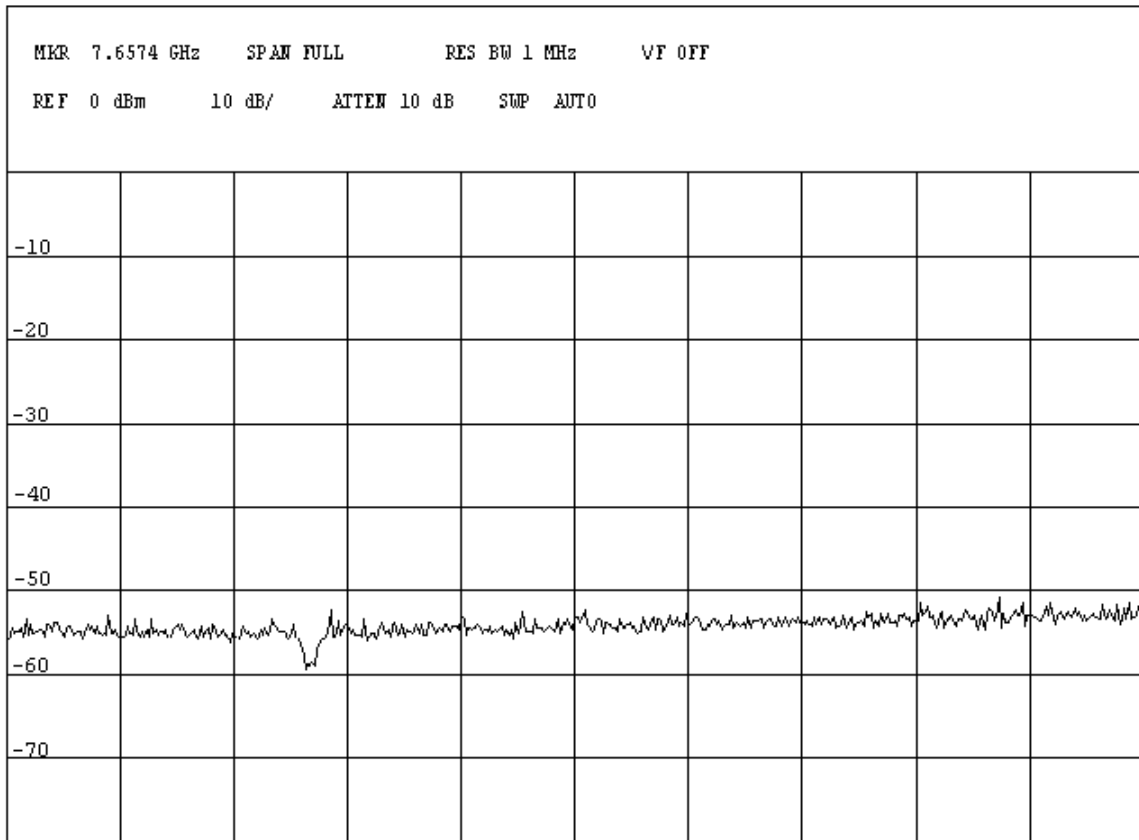
Project Number:	0048-050720-01
EUT:	Shyam Dual Band Home Booster DBHB-20
SN:	DBHBCE001
Tested By:	Edward Lee
Temperature:	70° F
Humidity:	30%

Section:	Spurious Emissions at Antenna Terminals: Cellular Bands / EDGE Modulation
Plot Name:	Downlink, Hi-Channel
Configuration:	SG Input: -50dBm, Output Port: EUT MOBILE



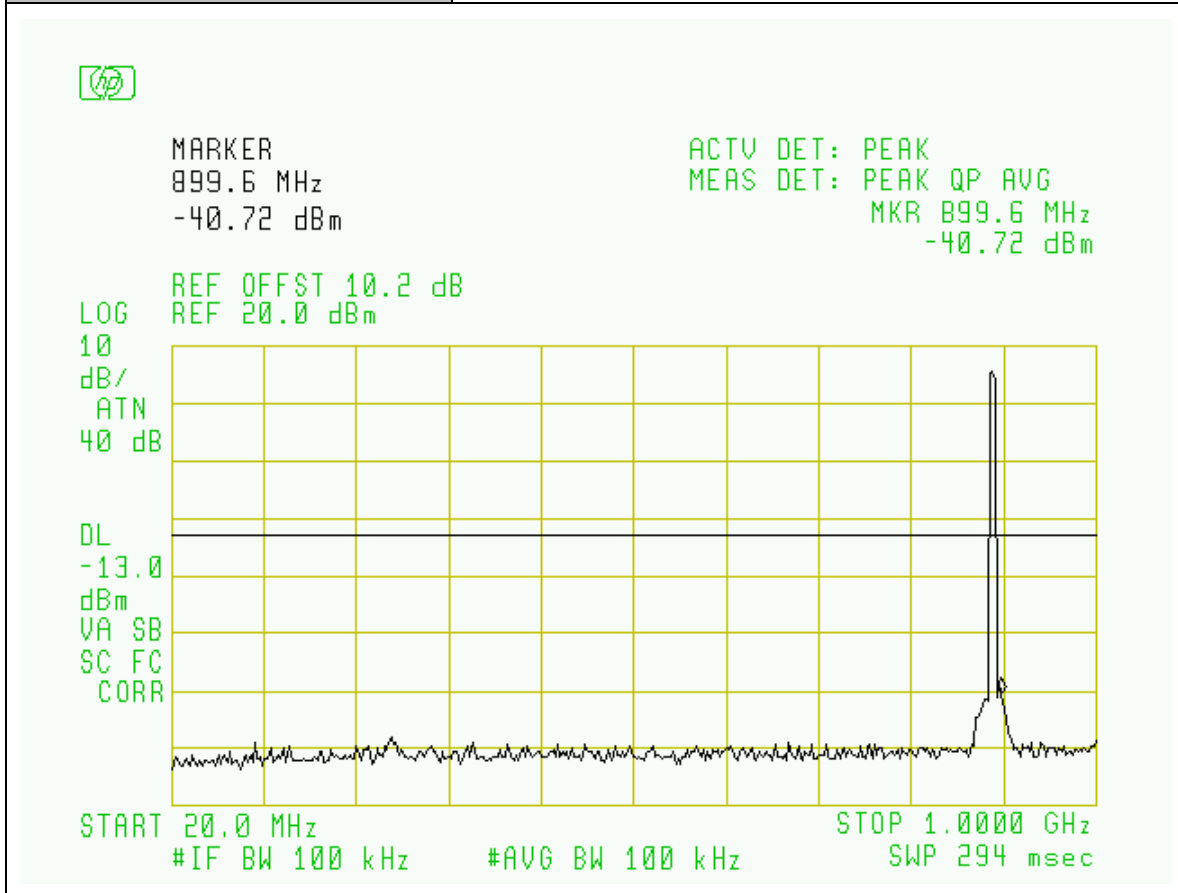
Project Number:	0048-050720-01
EUT:	Shyam Dual Band Home Booster DBHB-20
SN:	DBHBCE001
Tested By:	Edward Lee
Temperature:	70° F
Humidity:	30%

Section:	Spurious Emissions at Antenna Terminals: Cellular Bands / EDGE Modulation
Plot Name:	Downlink, Hi-Channel
Configuration:	SG Input: -50dBm, Output Port: EUT MOBILE



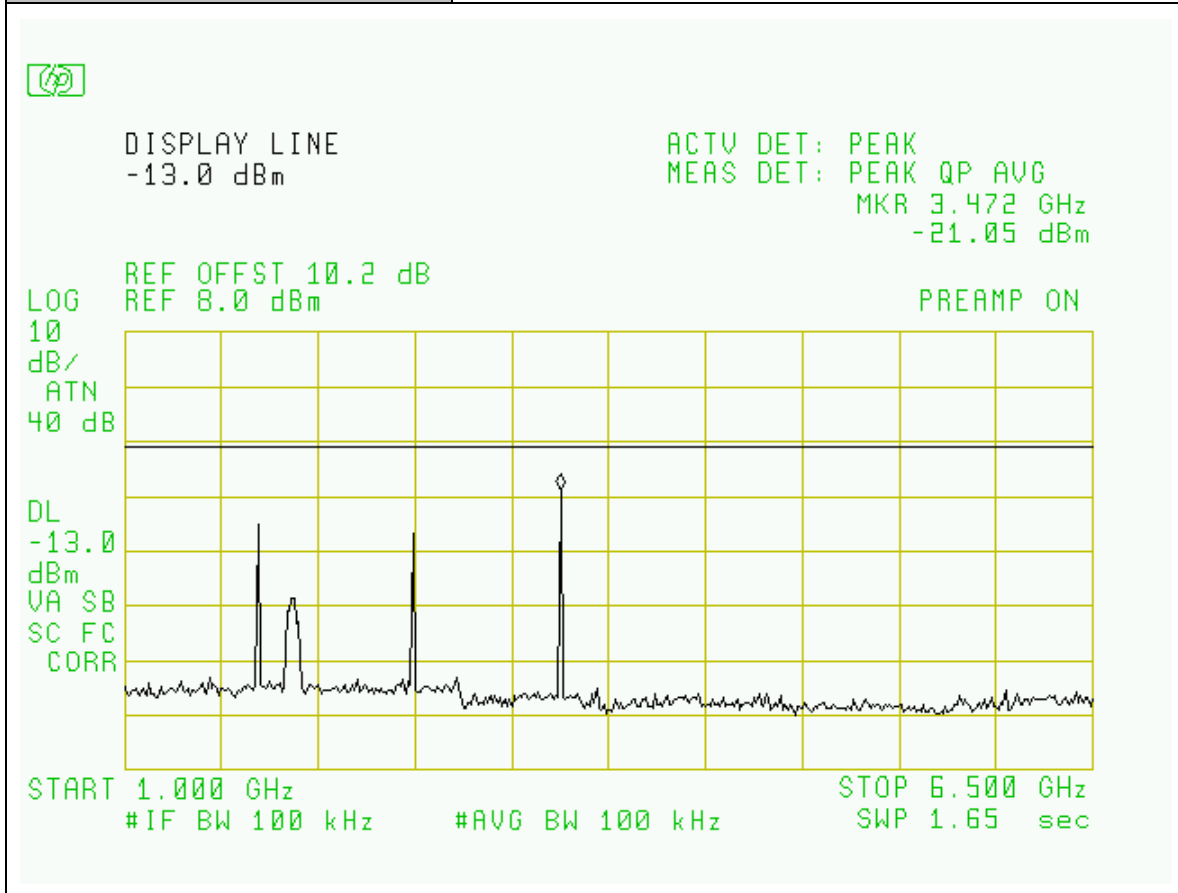
Project Number:	0048-050720-01
EUT:	Shyam Dual Band Home Booster DBHB-20
SN:	DBHBCE001
Tested By:	Edward Lee
Temperature:	70° F
Humidity:	30%

Section:	Spurious Emissions at Antenna Terminals: Cellular Bands / EDGE Modulation
Plot Name:	Downlink, Mid-Channel
Configuration:	SG Input: -50dBm, Output Port: EUT MOBILE



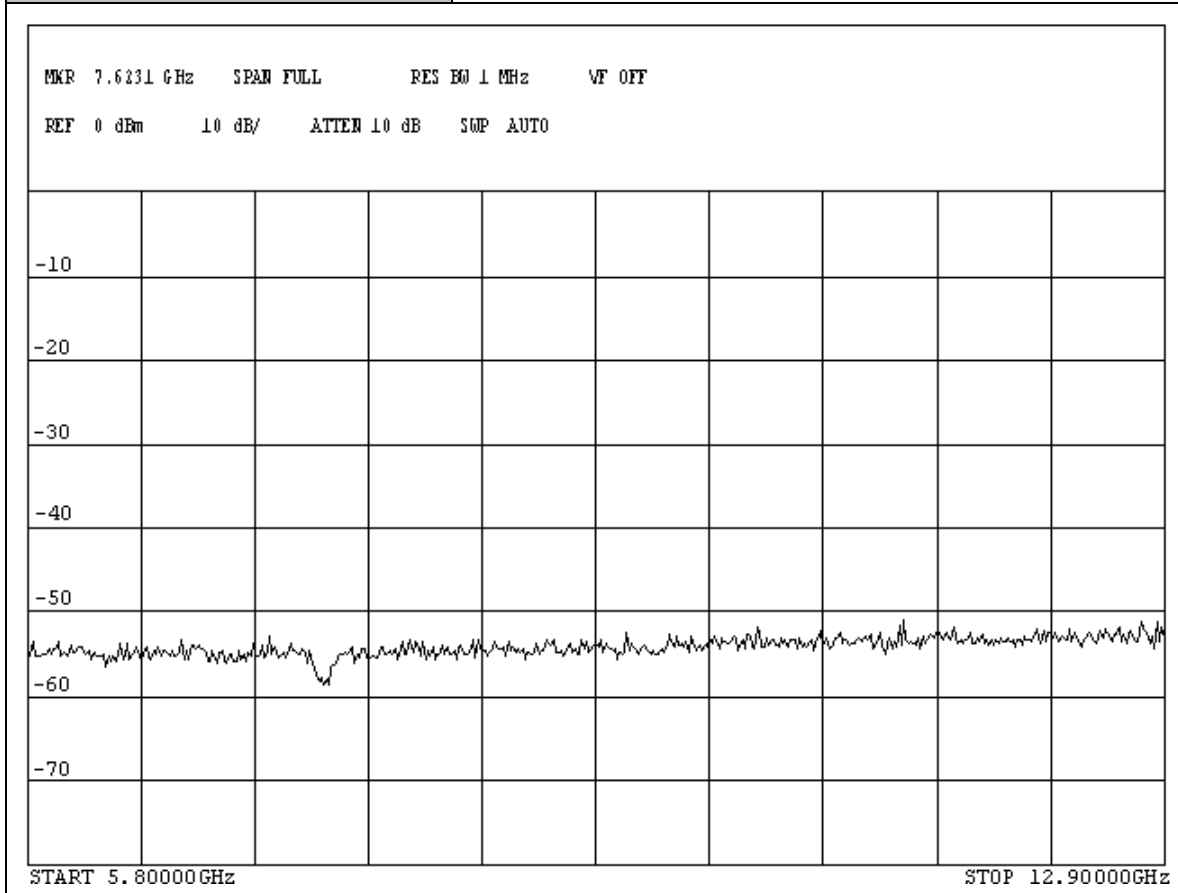
Project Number:	0048-050720-01
EUT:	Shyam Dual Band Home Booster DBHB-20
SN:	DBHBCE001
Tested By:	Edward Lee
Temperature:	70° F
Humidity:	30%

Section:	Spurious Emissions at Antenna Terminals: Cellular Bands / EDGE Modulation
Plot Name:	Downlink, Mid-Channel
Configuration:	SG Input: -50dBm, Output Port: EUT MOBILE



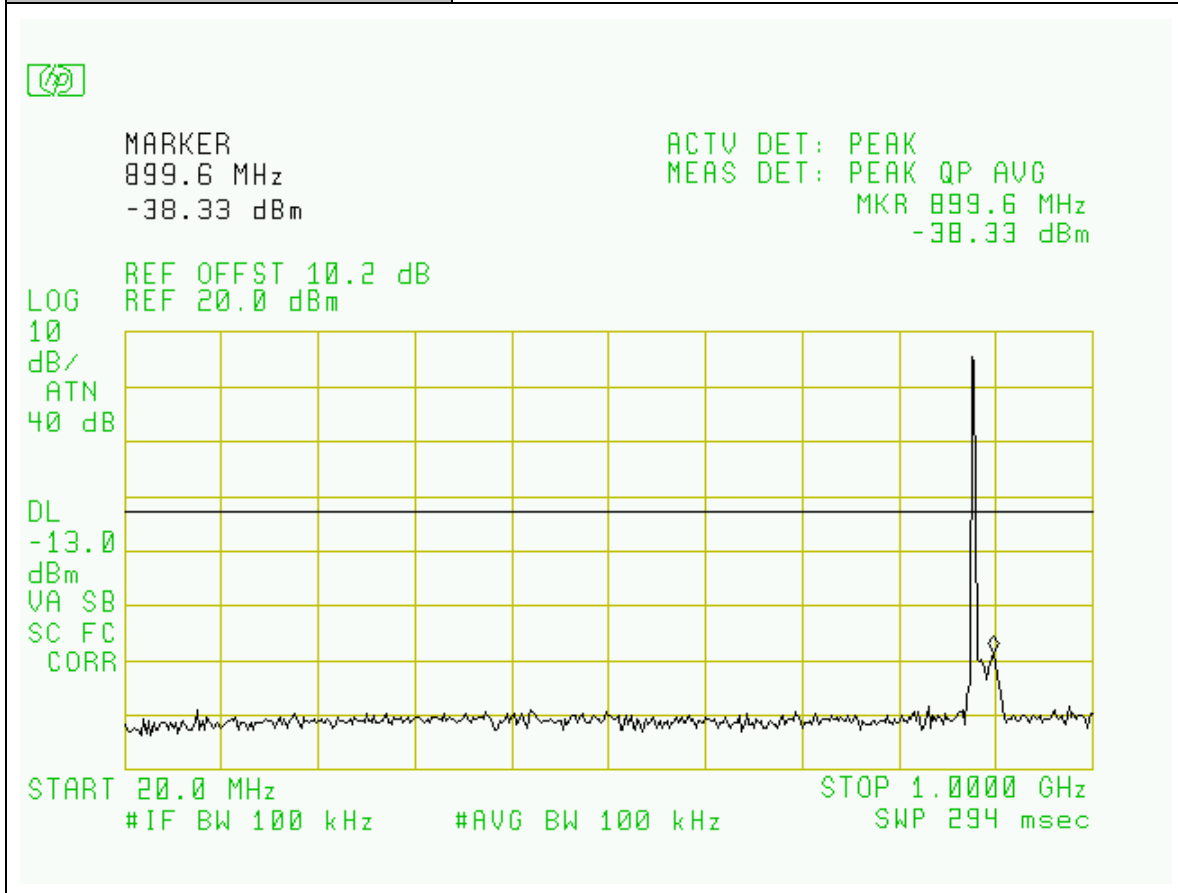
Project Number:	0048-050720-01
EUT:	Shyam Dual Band Home Booster DBHB-20
SN:	DBHBCE001
Tested By:	Edward Lee
Temperature:	70° F
Humidity:	30%

Section:	Spurious Emissions at Antenna Terminals: Cellular Bands / EDGE Modulation
Plot Name:	Downlink, Mid-Channel
Configuration:	SG Input: -50dBm, Output Port: EUT MOBILE



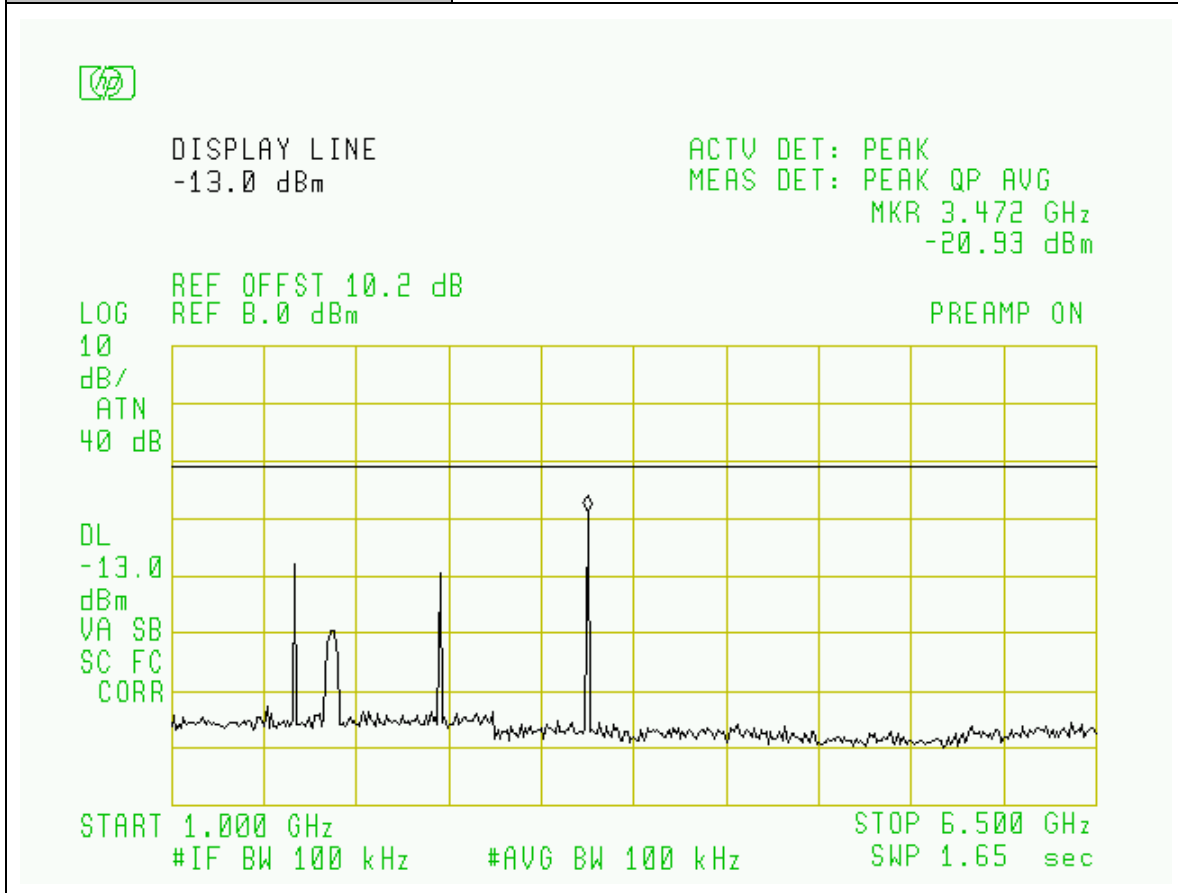
Project Number:	0048-050720-01
EUT:	Shyam Dual Band Home Booster DBHB-20
SN:	DBHBCE001
Tested By:	Edward Lee
Temperature:	70° F
Humidity:	30%

Section:	Spurious Emissions at Antenna Terminals: Cellular Bands / EDGE Modulation
Plot Name:	Downlink, Low-Channel
Configuration:	SG Input: -50dBm, Output Port: EUT MOBILE



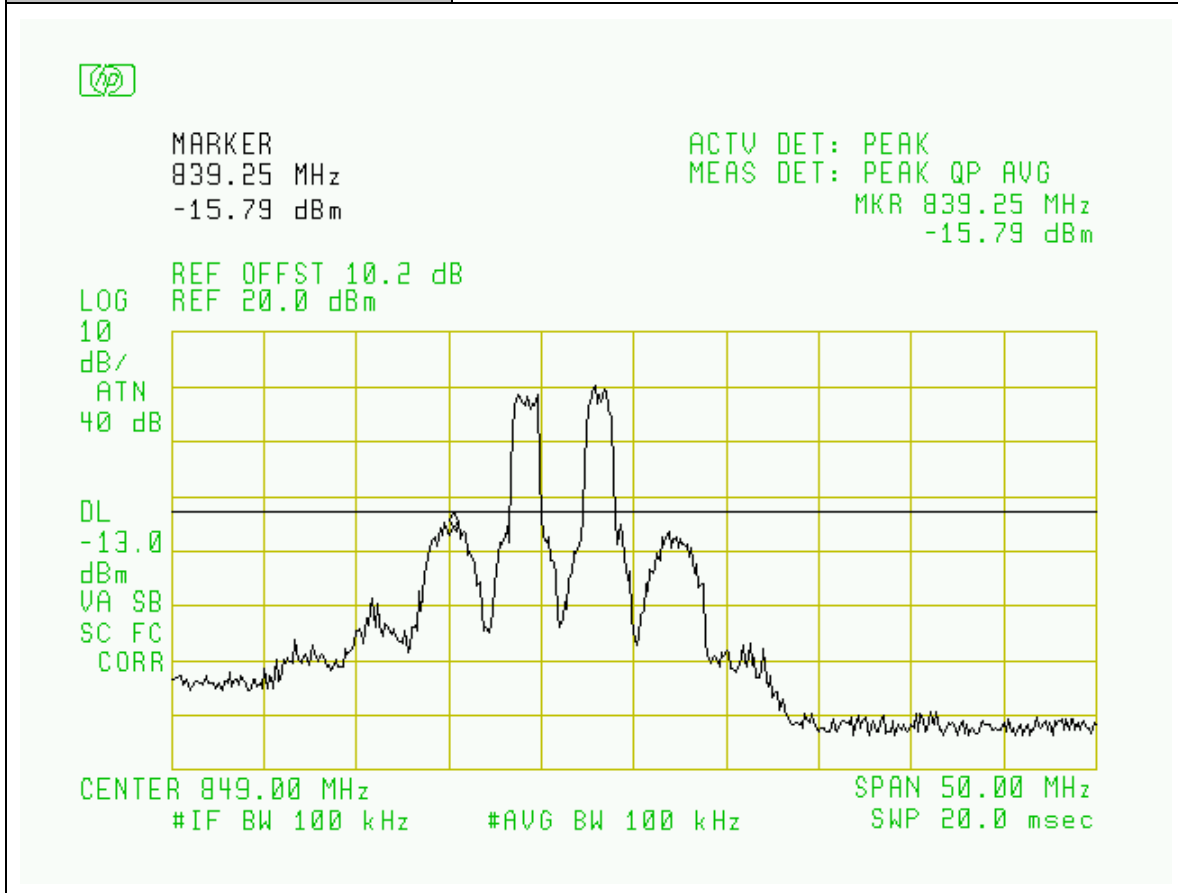
Project Number:	0048-050720-01
EUT:	Shyam Dual Band Home Booster DBHB-20
SN:	DBHBCE001
Tested By:	Edward Lee
Temperature:	70° F
Humidity:	30%

Section:	Spurious Emissions at Antenna Terminals: Cellular Bands / EDGE Modulation
Plot Name:	Downlink, Low-Channel
Configuration:	SG Input: -50dBm, Output Port: EUT MOBILE



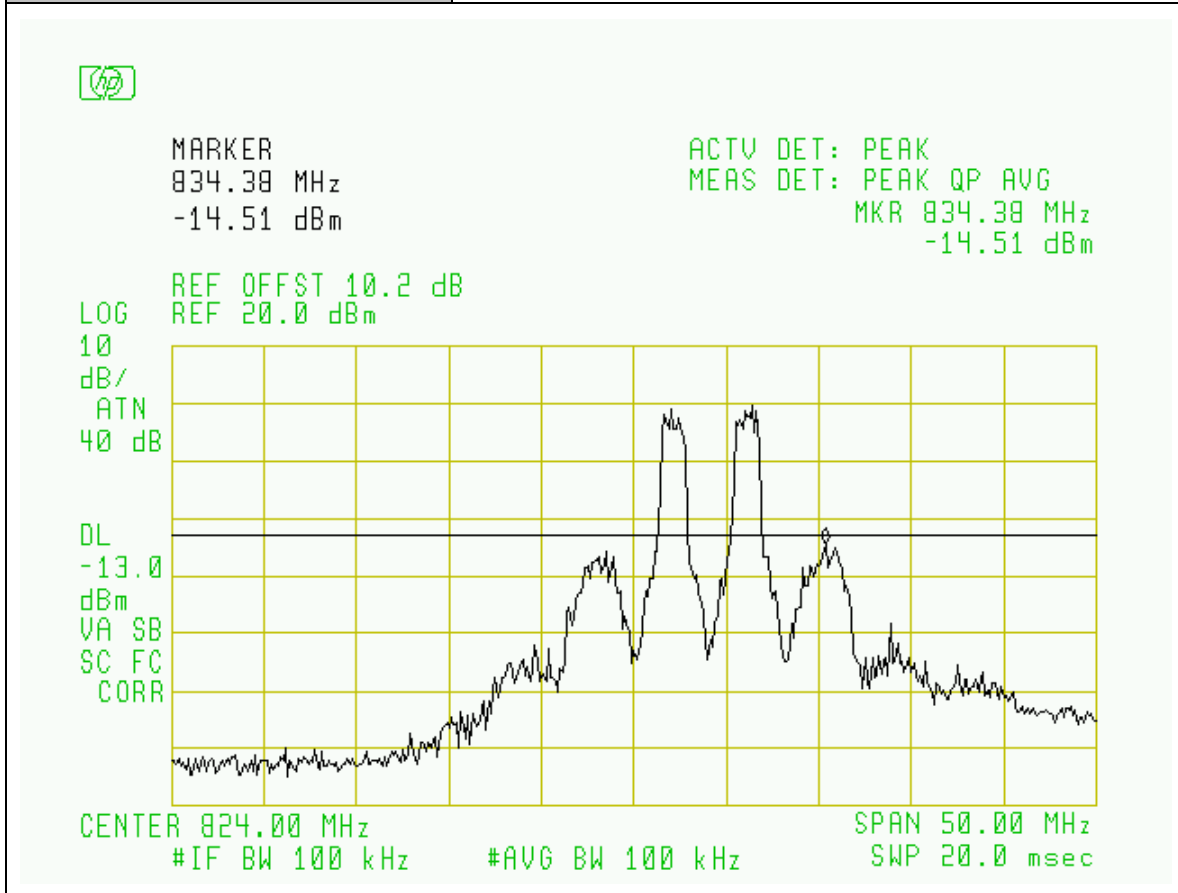
Project Number:	0048-050720-01
EUT:	Shyam Dual Band Home Booster DBHB-20
SN:	DBHBCE001
Tested By:	Wei Li
Temperature:	70°F
Humidity:	30%

Section:	Spurious Emissions at Antenna Terminals: Cellular Bands / CDMA Modulation
Plot Name:	UL, Hi-Chn, Intermodulation, Upper Bandedge
Configuration:	SG Input: -50dBm, Output Port: EUT BTS



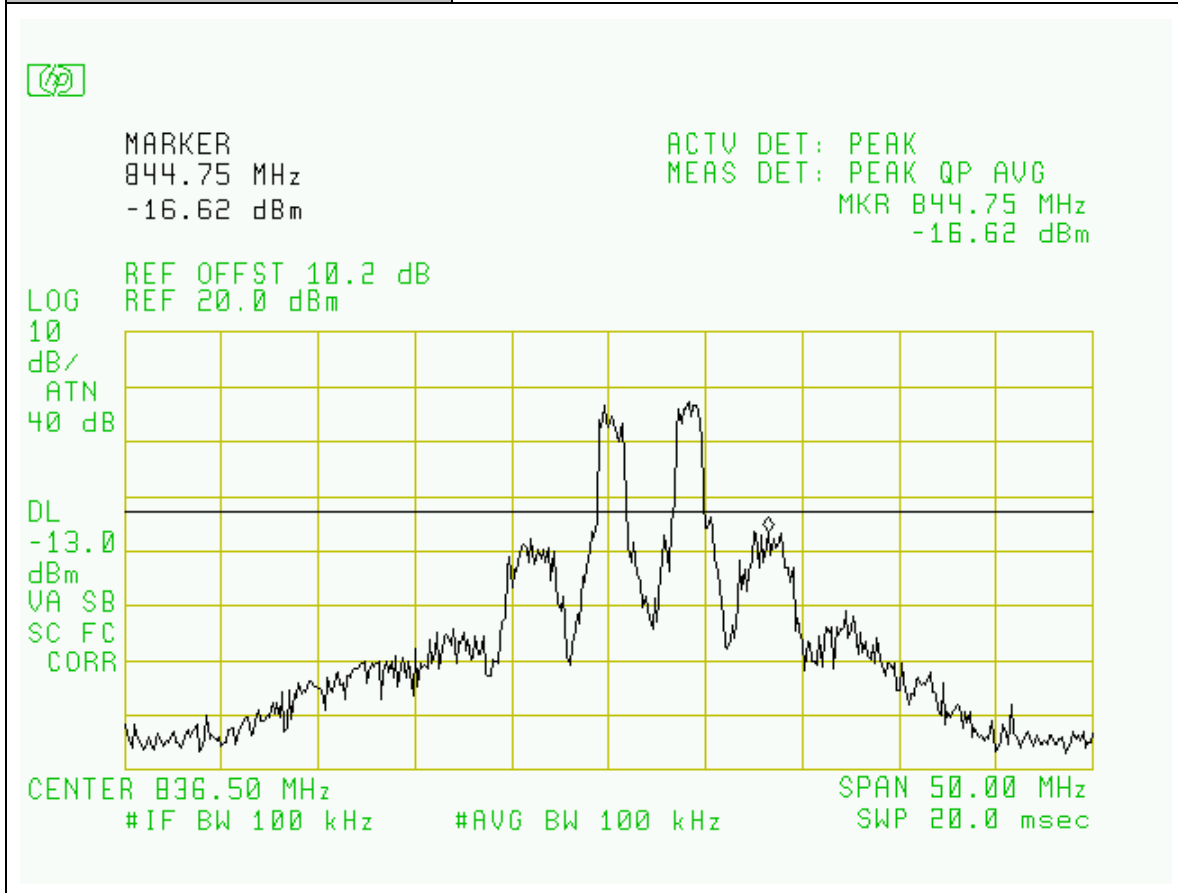
Project Number:	0048-050720-01
EUT:	Shyam Dual Band Home Booster DBHB-20
SN:	DBHBCE001
Tested By:	Wei Li
Temperature:	70°F
Humidity:	30%

Section:	Spurious Emissions at Antenna Terminals: Cellular Bands / CDMA Modulation
Plot Name:	UL, Low-Chn, Intermodulation, Lower Bandedge
Configuration:	SG Input: -50dBm, Output Port: EUT BTS



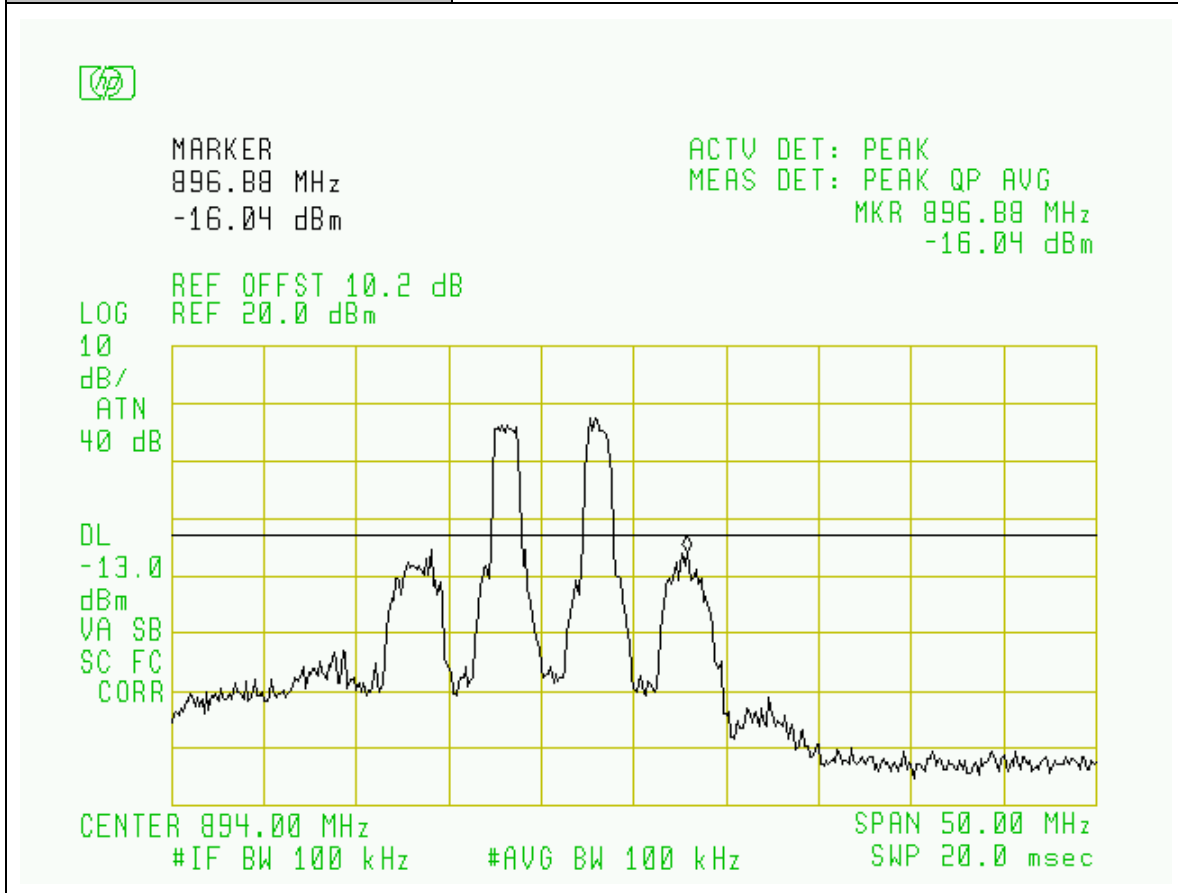
Project Number:	0048-050720-01
EUT:	Shyam Dual Band Home Booster DBHB-20
SN:	DBHBCE001
Tested By:	Wei Li
Temperature:	70°F
Humidity:	30%

Section:	Spurious Emissions at Antenna Terminals: Cellular Bands / CDMA Modulation
Plot Name:	Uplink, Mid-Chn, Intermodulation
Configuration:	SG Input: -50dBm, Output Port: EUT BTS



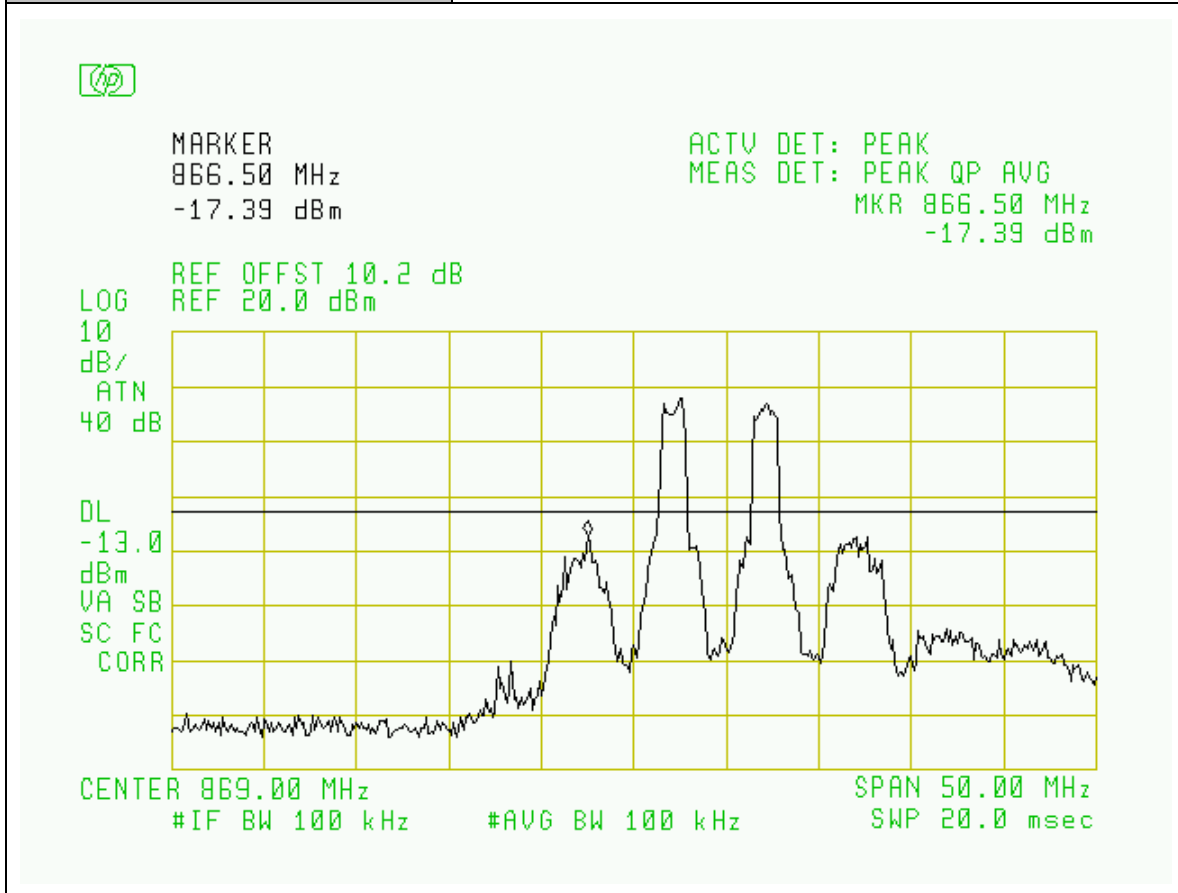
Project Number:	0048-050720-01
EUT:	Shyam Dual Band Home Booster DBHB-20
SN:	DBHBCE001
Tested By:	Wei Li
Temperature:	70° F
Humidity:	30%

Section:	Spurious Emissions at Antenna Terminals: Cellular Bands / CDMA Modulation
Plot Name:	DL, High-Chn, Intermodulation, Upper Bandedge
Configuration:	SG Input: -50dBm, Output Port: EUT MOBILE



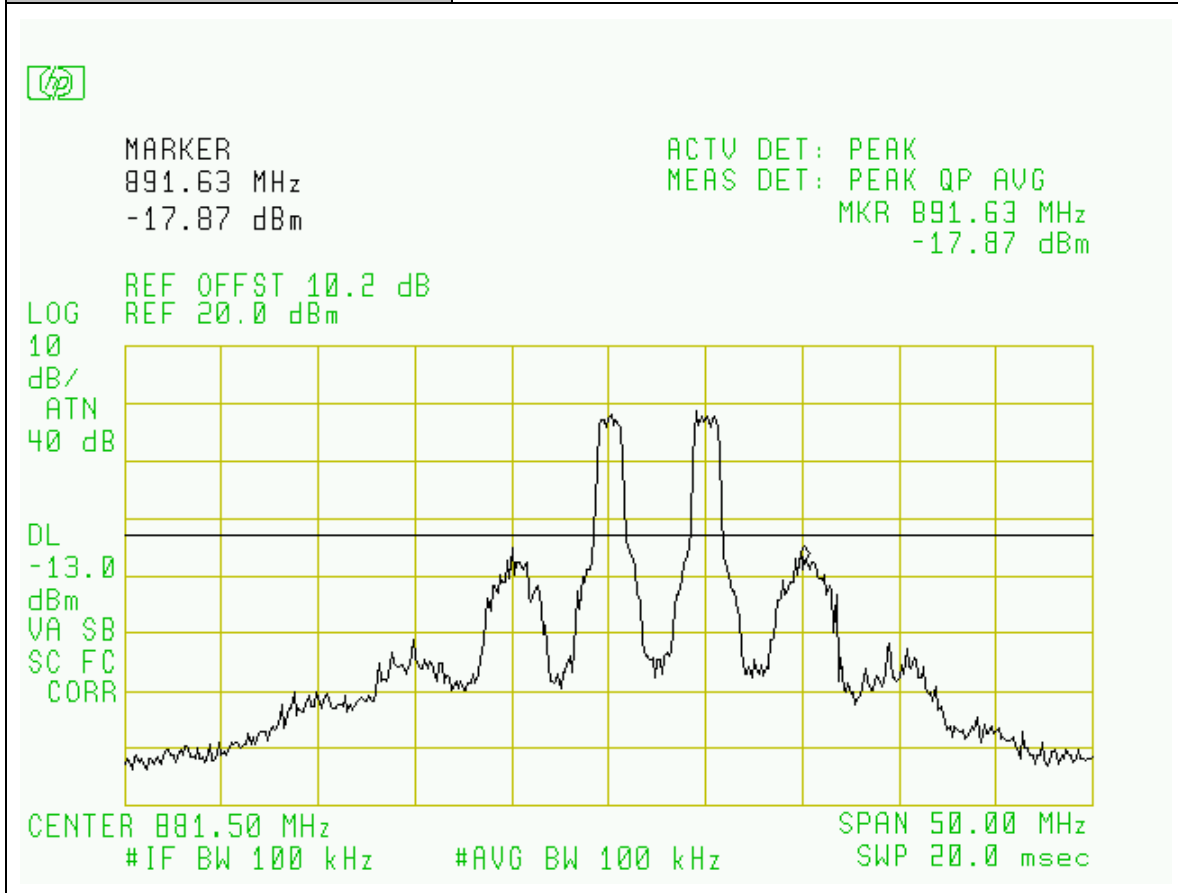
Project Number:	0048-050720-01
EUT:	Shyam Dual Band Home Booster DBHB-20
SN:	DBHBCE001
Tested By:	Wei Li
Temperature:	70°F
Humidity:	30%

Section:	Spurious Emissions at Antenna Terminals: Cellular Bands / CDMA Modulation
Plot Name:	DL, Low-Chn, Intermodulation, Lower Bandedge
Configuration:	SG Input: -50dBm, Output Port: EUT MOBILE



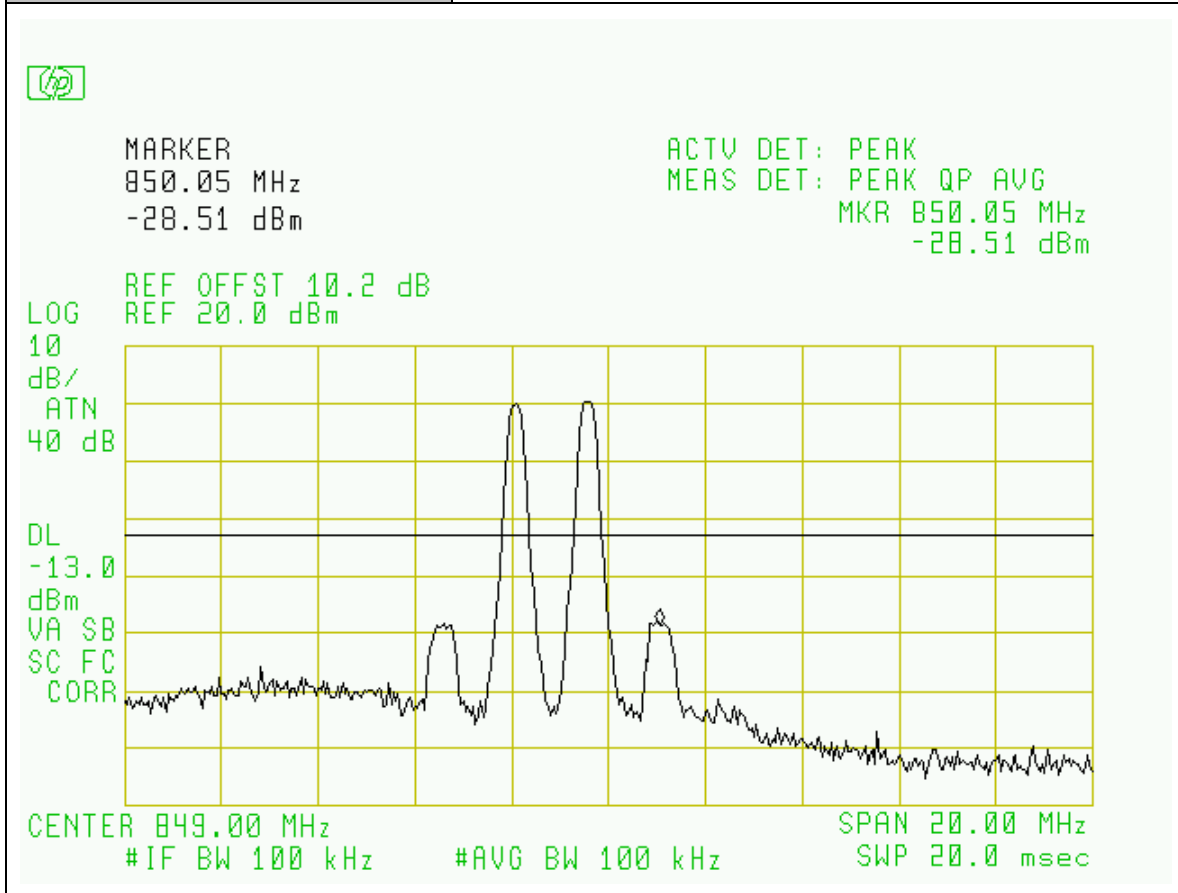
Project Number:	0048-050720-01
EUT:	Shyam Dual Band Home Booster DBHB-20
SN:	DBHBCE001
Tested By:	Wei Li
Temperature:	70° F
Humidity:	30%

Section:	Spurious Emissions at Antenna Terminals: Cellular Bands / CDMA Modulation
Plot Name:	Downlink, Mid-Chn, Intermodulation
Configuration:	SG Input: -50dBm, Output Port: EUT MOBILE



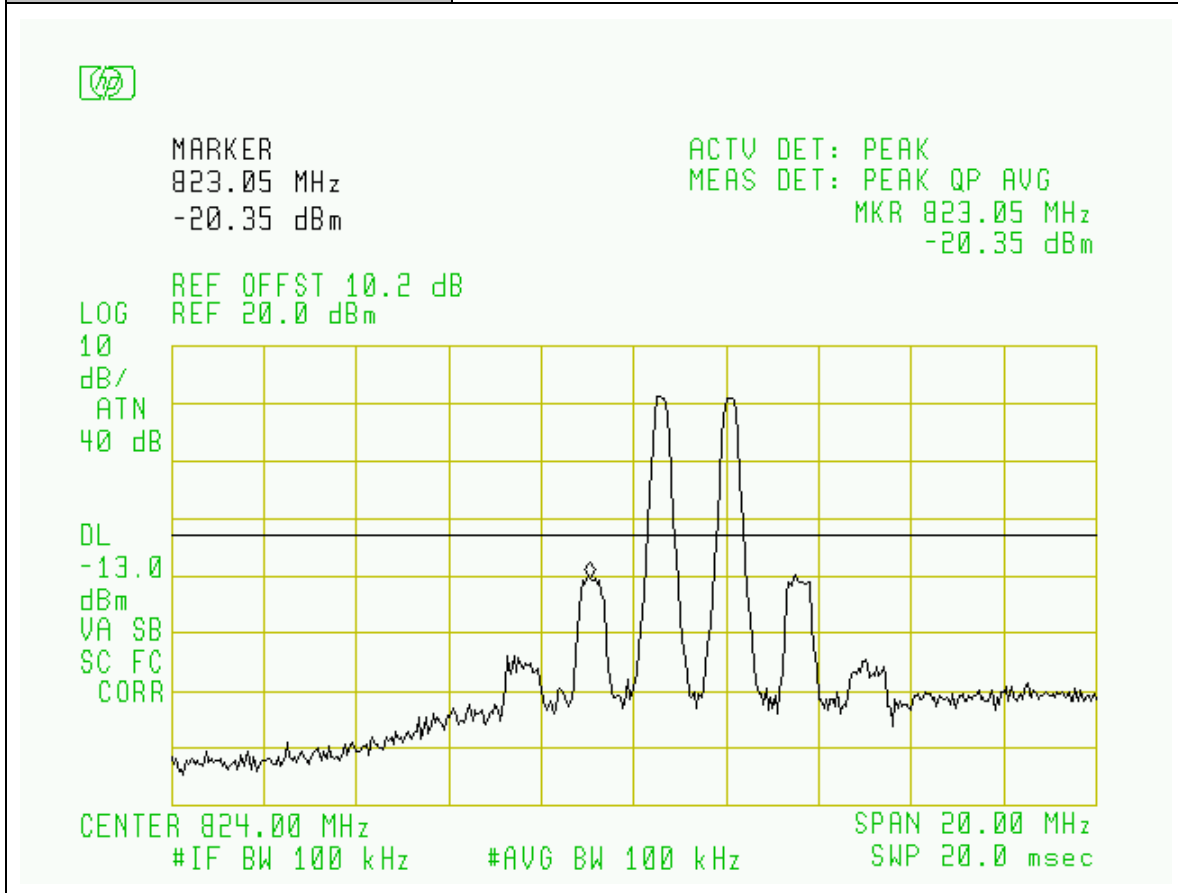
Project Number:	0048-050720-01
EUT:	Shyam Dual Band Home Booster DBHB-20
SN:	DBHBCE001
Tested By:	Edward Lee
Temperature:	70° F
Humidity:	30%

Section:	Spurious Emissions at Antenna Terminals: Cellular Bands / GSM Modulation
Plot Name:	UL, Hi-Chn, Intermodulation , Upper Bandedge
Configuration:	SG Input: -50dBm, Output Port: EUT BTS



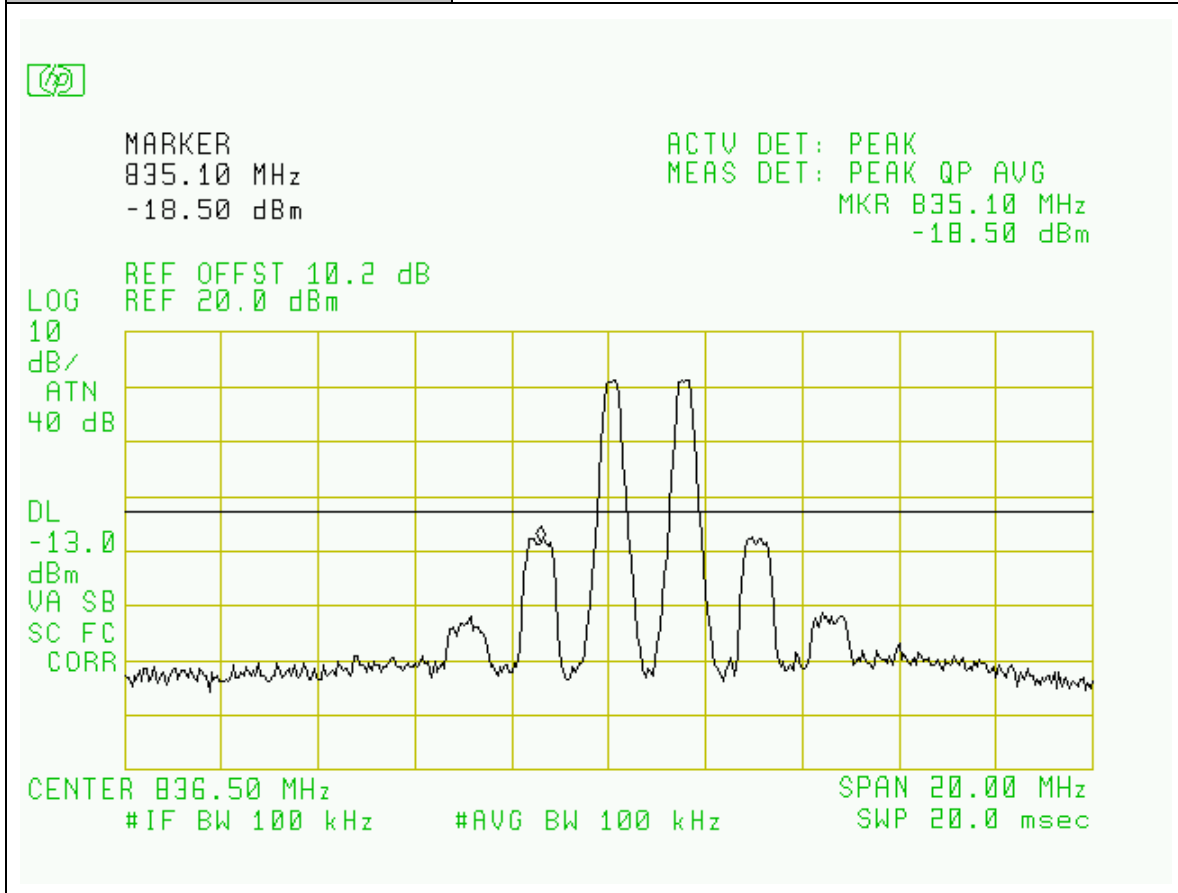
Project Number:	0048-050720-01
EUT:	Shyam Dual Band Home Booster DBHB-20
SN:	DBHBCE001
Tested By:	Edward Lee
Temperature:	70° F
Humidity:	30%

Section:	Spurious Emissions at Antenna Terminals: Cellular Bands / GSM Modulation
Plot Name:	UL, Low-Chn, Intermodulation , Lower Bandedge
Configuration:	SG Input: -50dBm, Output Port: EUT BTS



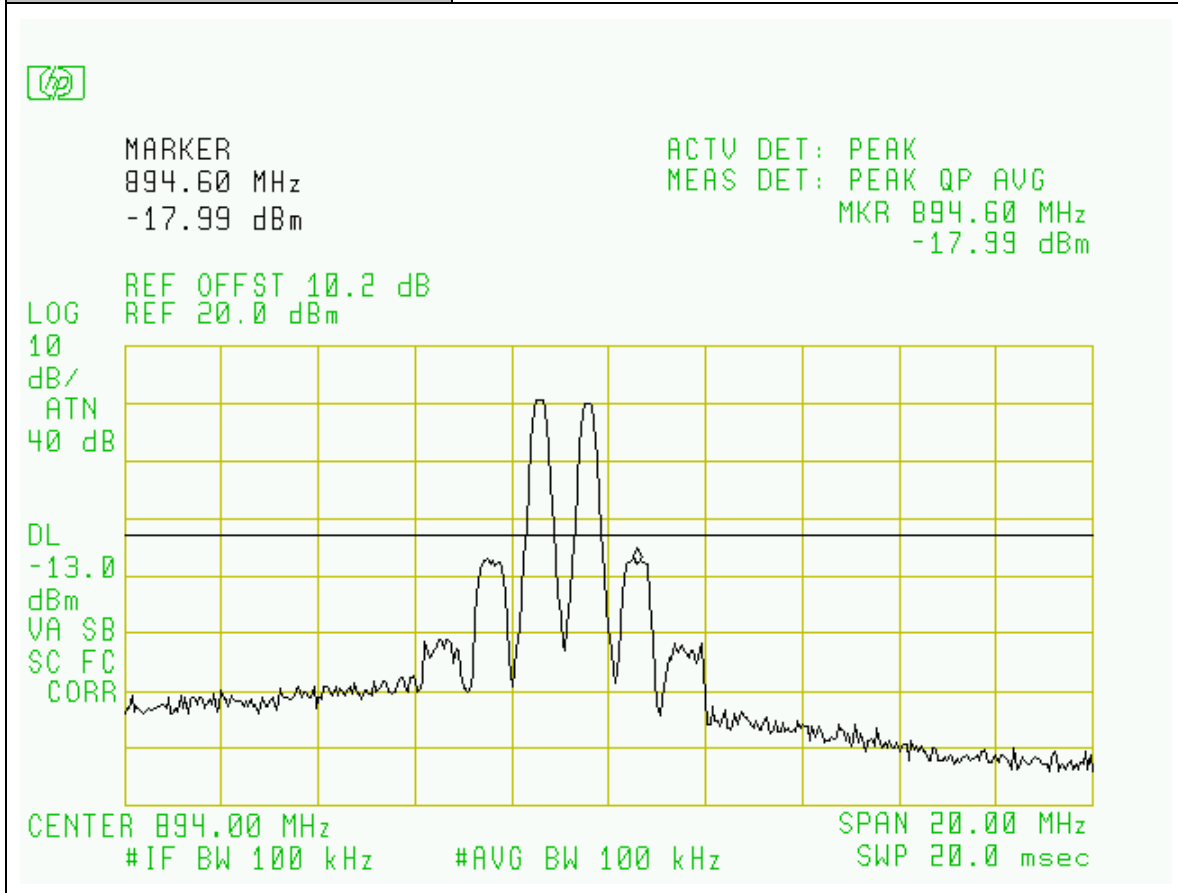
Project Number:	0048-050720-01
EUT:	Shyam Dual Band Home Booster DBHB-20
SN:	DBHBCE001
Tested By:	Edward Lee
Temperature:	70° F
Humidity:	30%

Section:	Spurious Emissions at Antenna Terminals: Cellular Bands / GSM Modulation
Plot Name:	Uplink, Mid-Chn, Intermodulation
Configuration:	SG Input: -50dBm, Output Port: EUT BTS



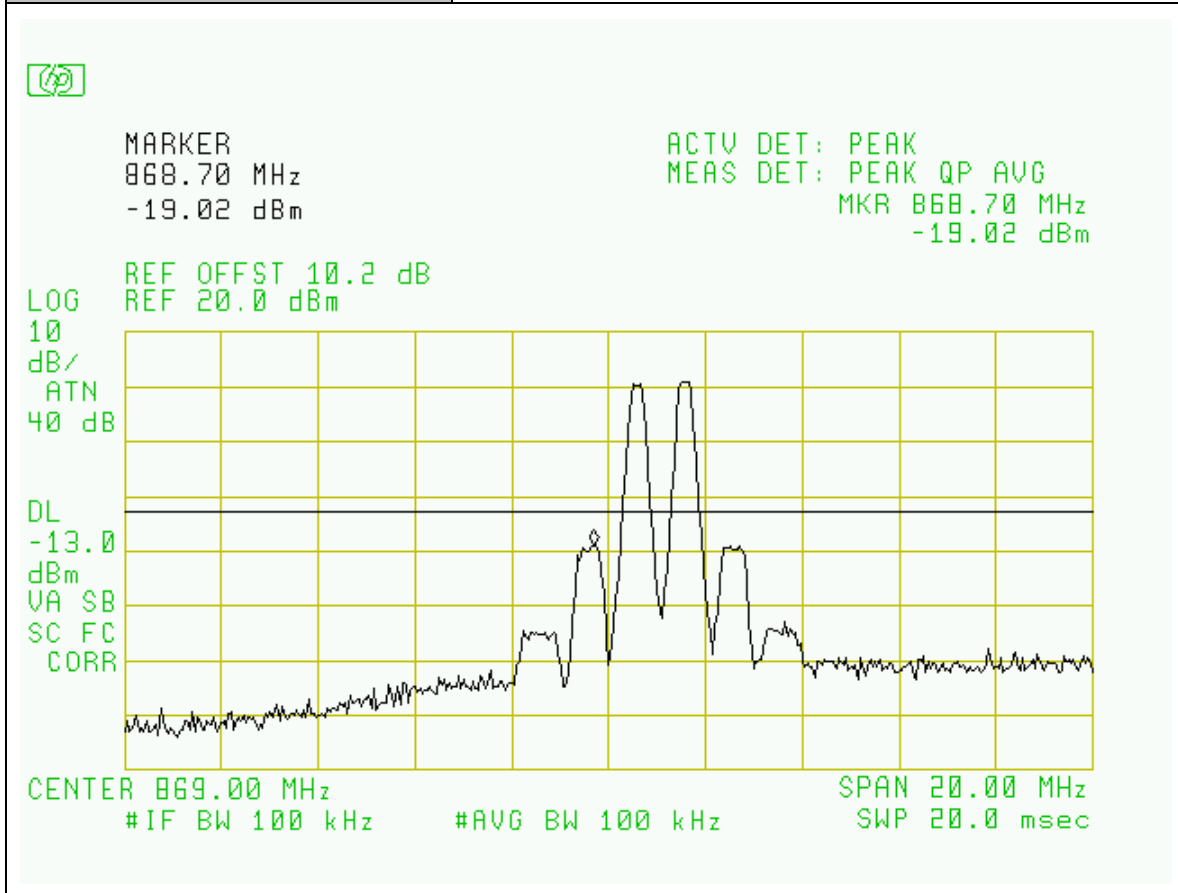
Project Number:	0048-050720-01
EUT:	Shyam Dual Band Home Booster DBHB-20
SN:	DBHBCE001
Tested By:	Edward Lee
Temperature:	70° F
Humidity:	30%

Section:	Spurious Emissions at Antenna Terminals: Cellular Bands / GSM Modulation
Plot Name:	Downlink, Hi-Chn, Intermodulation , Upper Bandedge
Configuration:	SG Input: -50dBm, Output Port: EUT MOBILE



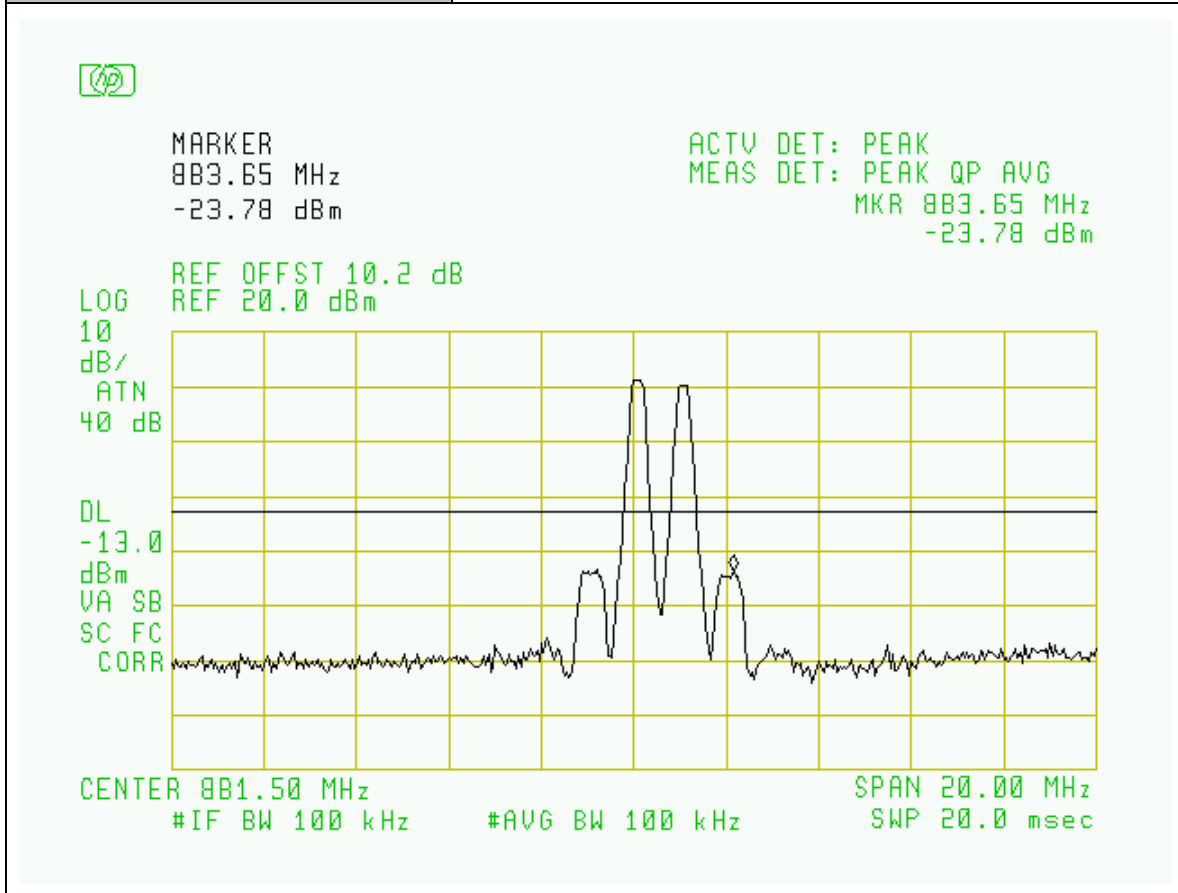
Project Number:	0048-050720-01
EUT:	Shyam Dual Band Home Booster DBHB-20
SN:	DBHBCE001
Tested By:	Edward Lee
Temperature:	70° F
Humidity:	30%

Section:	Spurious Emissions at Antenna Terminals: Cellular Bands / GSM Modulation
Plot Name:	Downlink, Low-Chn, Intermodulation , Lower Bandedge
Configuration:	SG Input: -50dBm, Output Port: EUT MOBILE



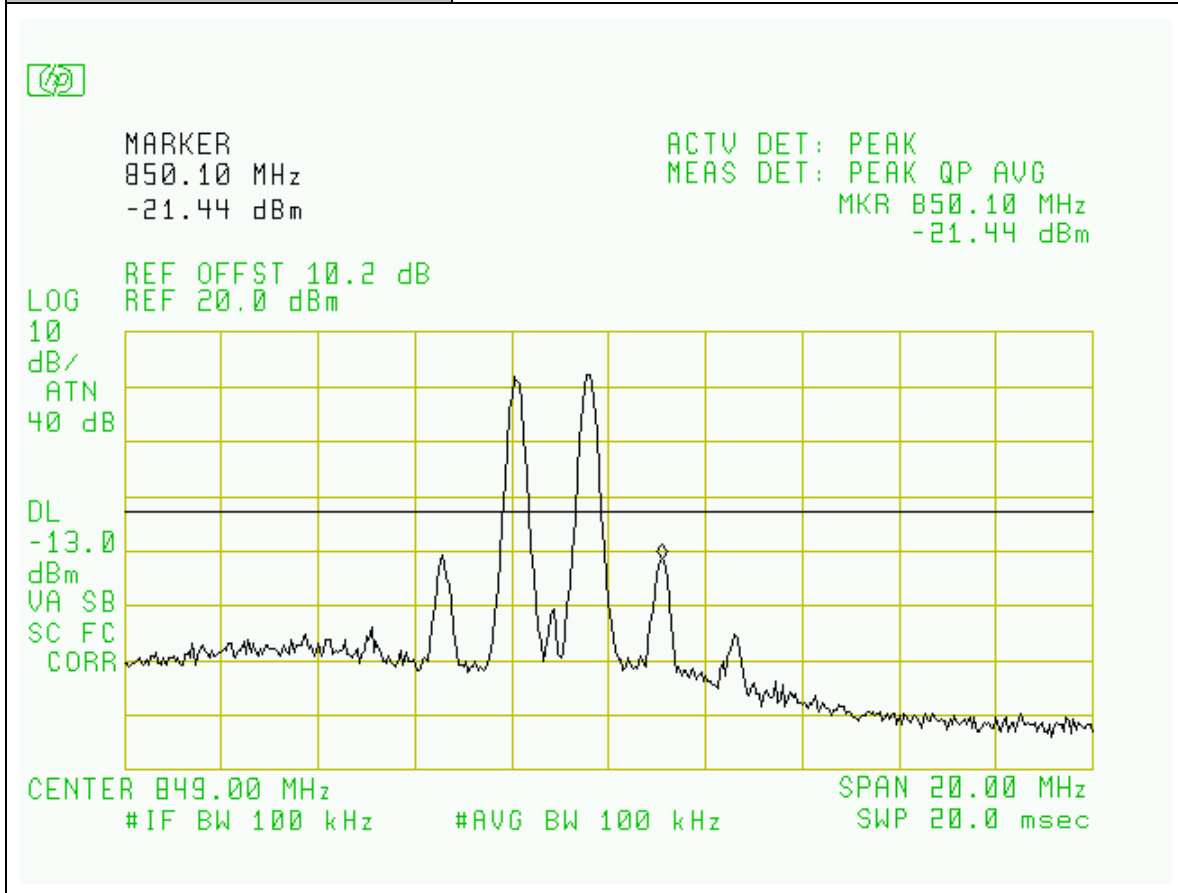
Project Number:	0048-050720-01
EUT:	Shyam Dual Band Home Booster DBHB-20
SN:	DBHBCE001
Tested By:	Edward Lee
Temperature:	70° F
Humidity:	30%

Section:	Spurious Emissions at Antenna Terminals: Cellular Bands / GSM Modulation
Plot Name:	Downlink, Mid-Chn, Intermodulation
Configuration:	SG Input: -50dBm, Output Port: EUT MOBILE



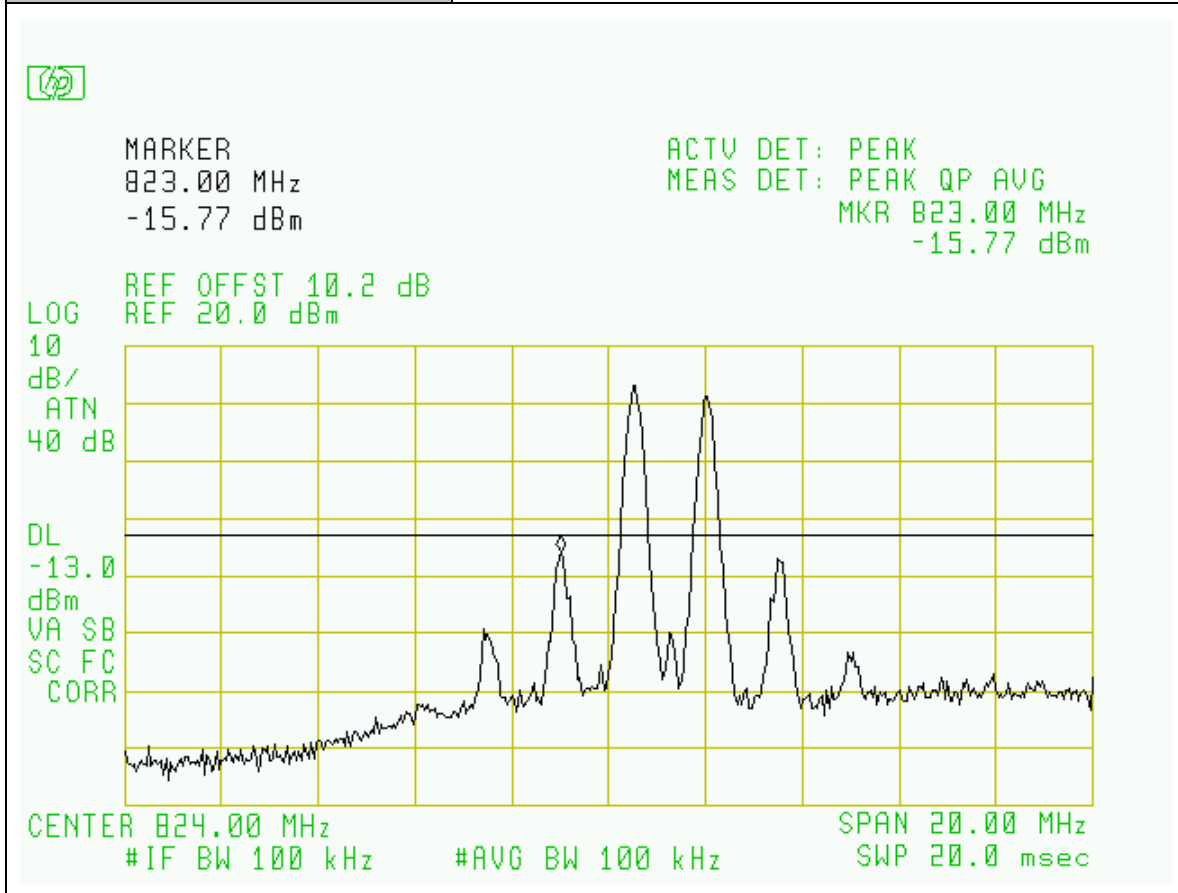
Project Number:	0048-050720-01
EUT:	Shyam Dual Band Home Booster DBHB-20
SN:	DBHBCE001
Tested By:	Edward Lee
Temperature:	70° F
Humidity:	30%

Section:	Spurious Emissions at Antenna Terminals: Cellular Bands / EDGE Modulation
Plot Name:	UL, Hi-Chn, Intermodulation , Upper Bandedge
Configuration:	SG Input: -50dBm, Output Port: EUT BTS



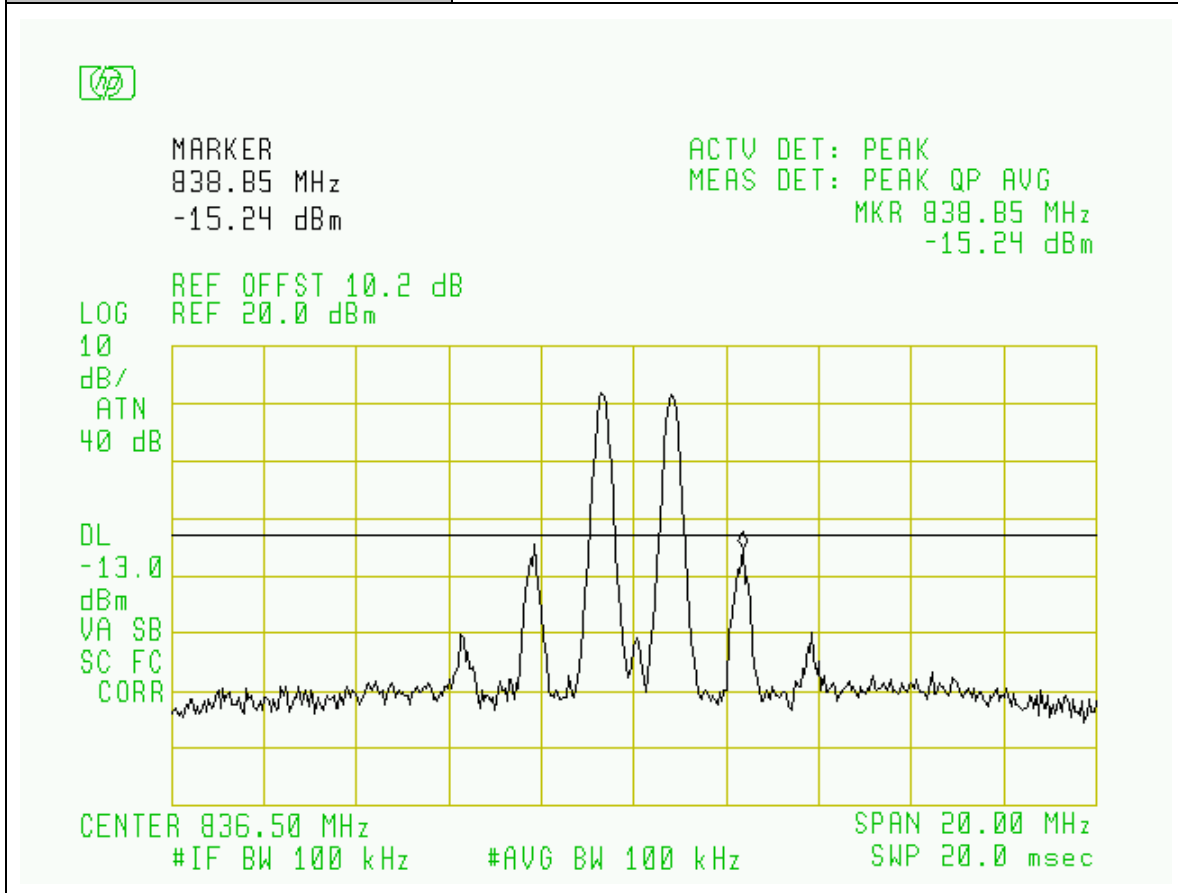
Project Number:	0048-050720-01
EUT:	Shyam Dual Band Home Booster DBHB-20
SN:	DBHBCE001
Tested By:	Edward Lee
Temperature:	70° F
Humidity:	30%

Section:	Spurious Emissions at Antenna Terminals: Cellular Bands / EDGE Modulation
Plot Name:	UL, Low-Chn, Intermodulation , Lower Bandedge
Configuration:	SG Input: -50dBm, Output Port: EUT BTS



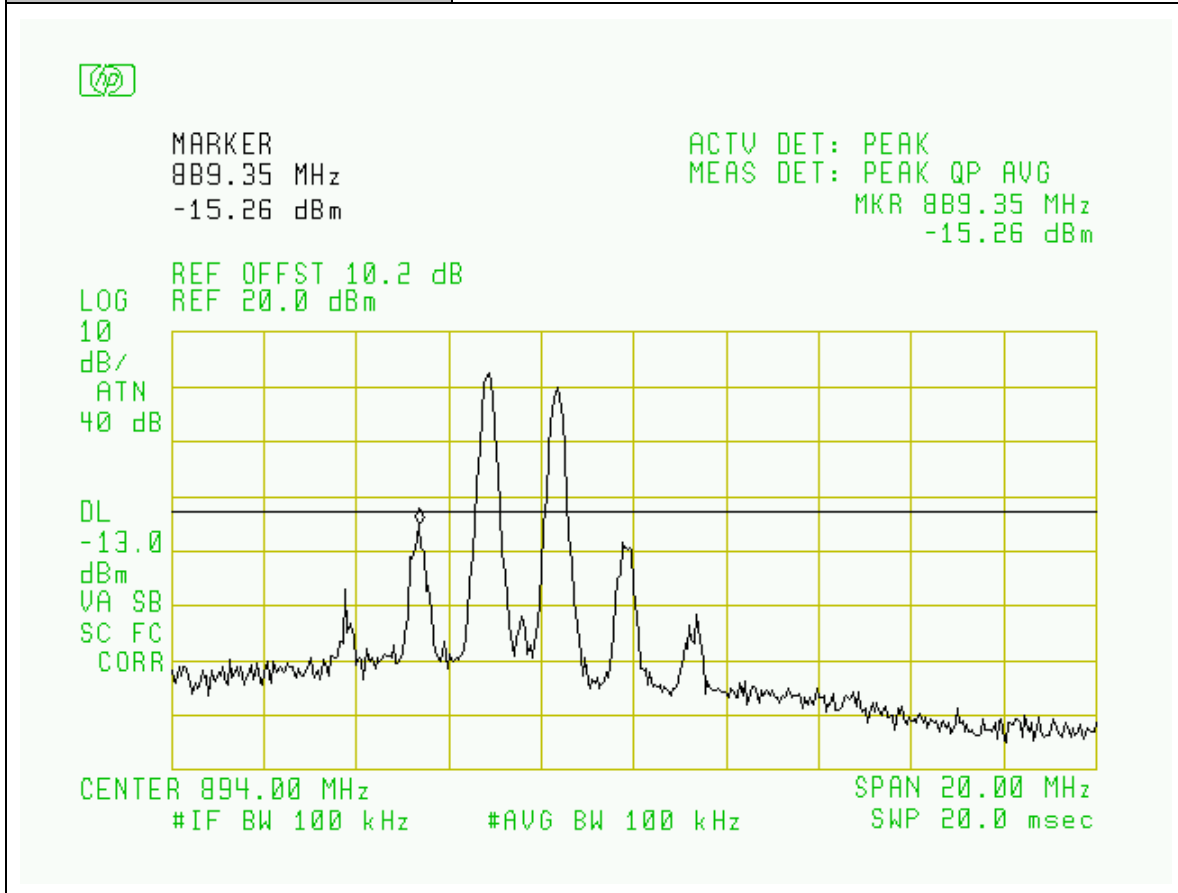
Project Number:	0048-050720-01
EUT:	Shyam Dual Band Home Booster DBHB-20
SN:	DBHBCE001
Tested By:	Edward Lee
Temperature:	70° F
Humidity:	30%

Section:	Spurious Emissions at Antenna Terminals: Cellular Bands / EDGE Modulation
Plot Name:	Uplink, Mid-Chn, Intermodulation
Configuration:	SG Input: -50dBm, Output Port: EUT BTS



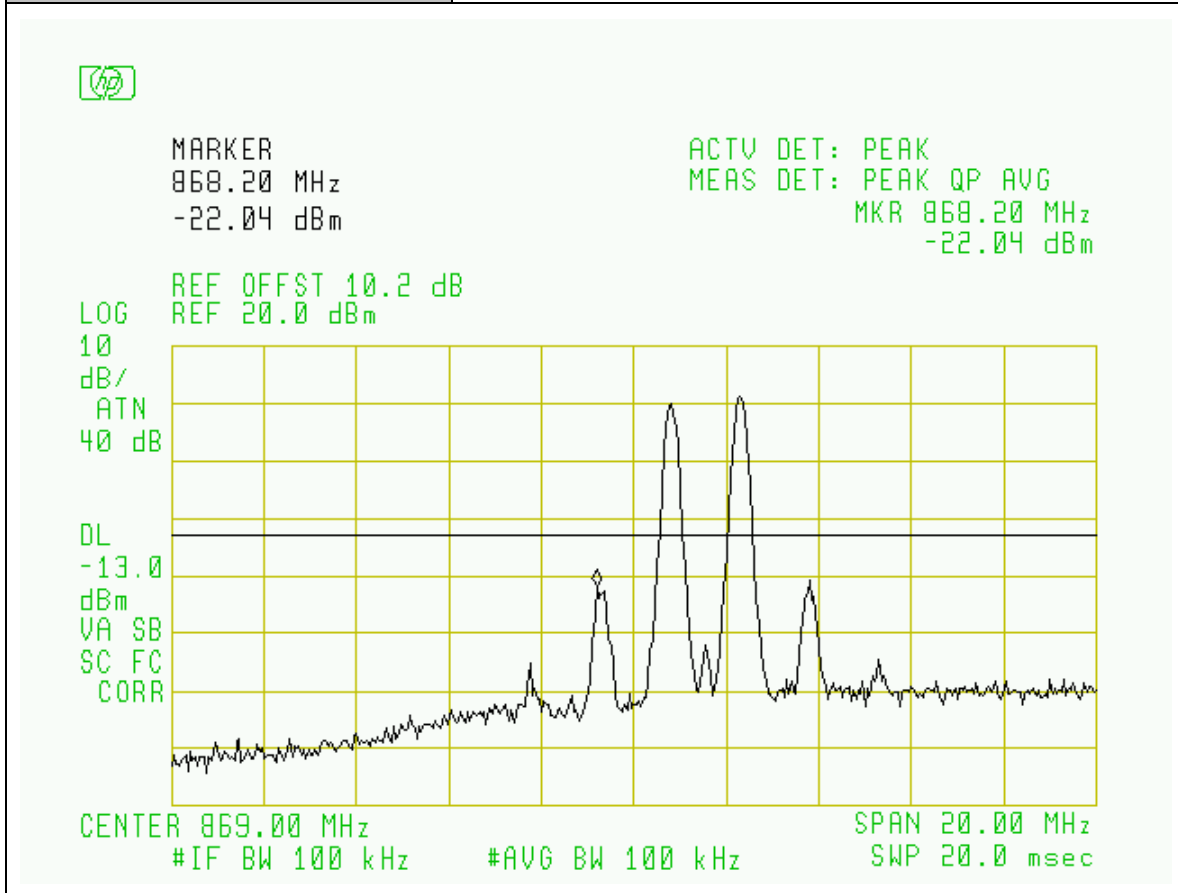
Project Number:	0048-050720-01
EUT:	Shyam Dual Band Home Booster DBHB-20
SN:	DBHBCE001
Tested By:	Edward Lee
Temperature:	70° F
Humidity:	30%

Section:	Spurious Emissions at Antenna Terminals: Cellular Bands / EDGE Modulation
Plot Name:	Downlink, Hi-Chn, Intermodulation , Upper Bandedge
Configuration:	SG Input: -50dBm, Output Port: EUT MOBILE



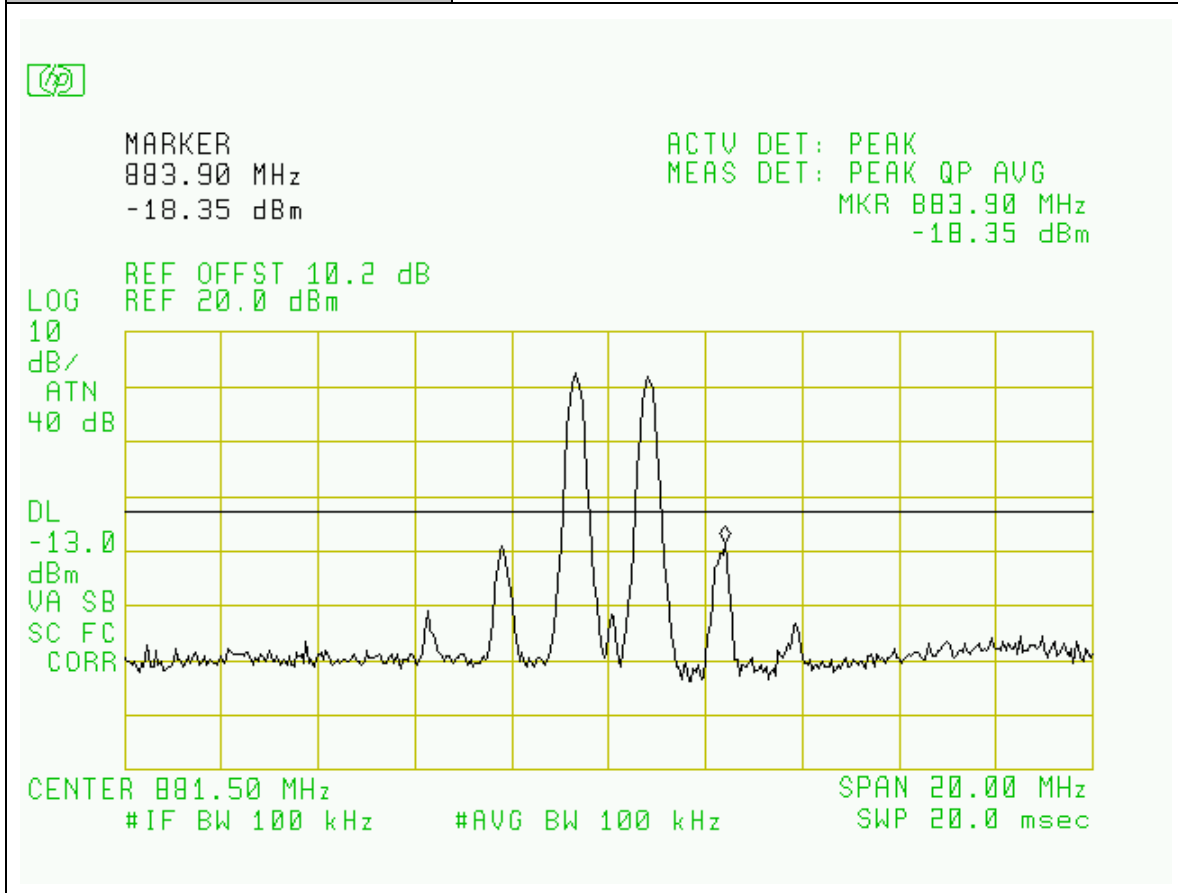
Project Number:	0048-050720-01
EUT:	Shyam Dual Band Home Booster DBHB-20
SN:	DBHBCE001
Tested By:	Edward Lee
Temperature:	70° F
Humidity:	30%

Section:	Spurious Emissions at Antenna Terminals: Cellular Bands / EDGE Modulation
Plot Name:	Downlink, Low-Chn, Intermodulation , Lower Bandedge
Configuration:	SG Input: -50dBm, Output Port: EUT MOBILE



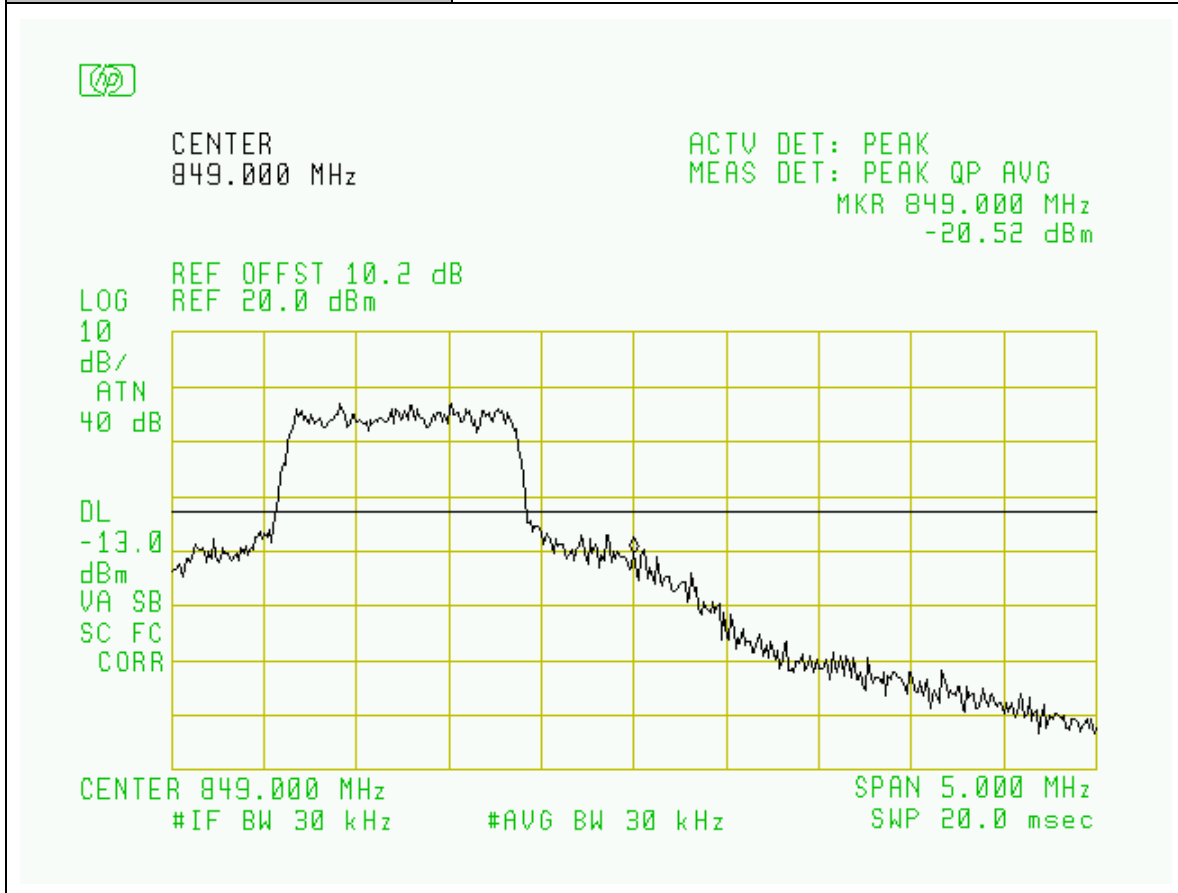
Project Number:	0048-050720-01
EUT:	Shyam Dual Band Home Booster DBHB-20
SN:	DBHBCE001
Tested By:	Edward Lee
Temperature:	70° F
Humidity:	30%

Section:	Spurious Emissions at Antenna Terminals: Cellular Bands / EDGE Modulation
Plot Name:	Downlink, Mid-Chn, Intermodulation
Configuration:	SG Input: -50dBm, Output Port: EUT MOBILE



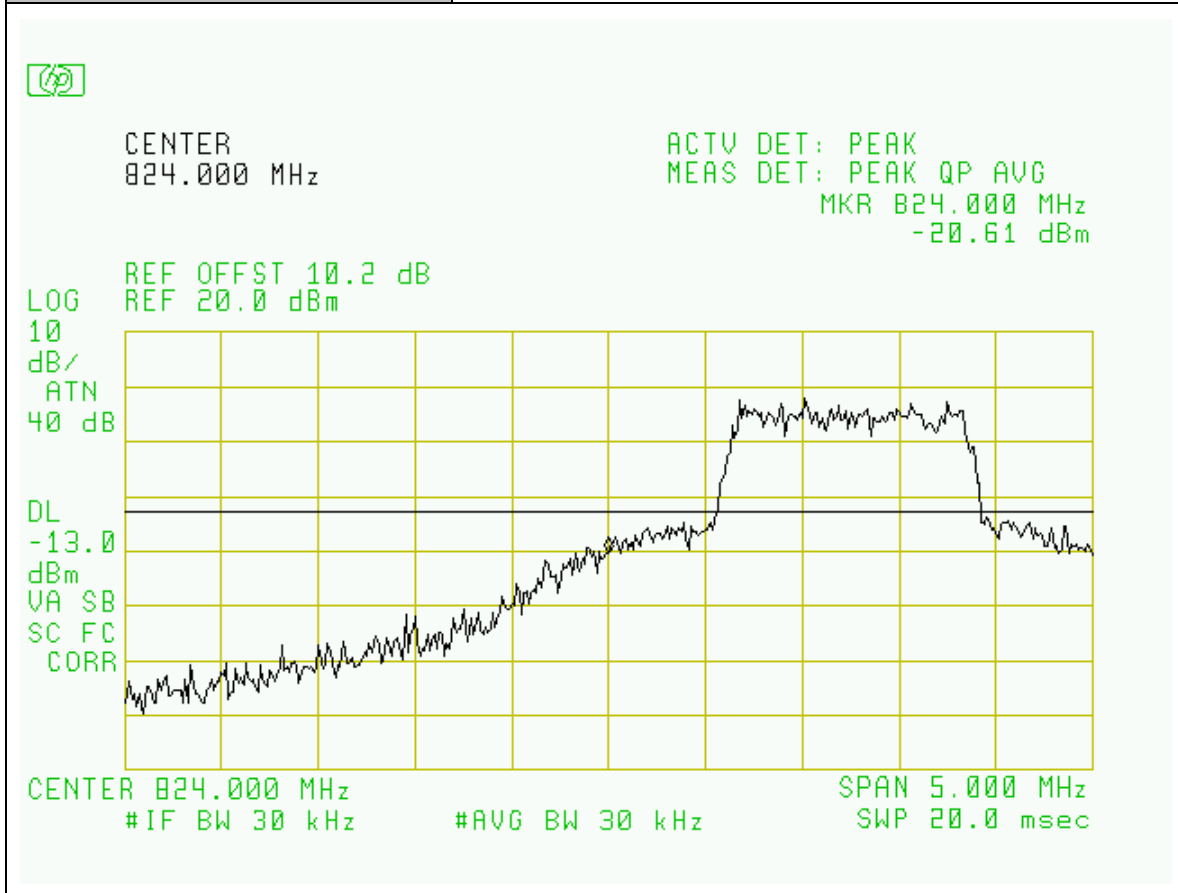
Project Number:	0048-050720-01
EUT:	Shyam Dual Band Home Booster DBHB-20
SN:	DBHBCE001
Tested By:	Edward Lee
Temperature:	70° F
Humidity:	30%

Section:	Spurious Emissions at Antenna Terminals: Cellular Bands / CDMA Modulation
Plot Name:	UL, Hi-Chn, Upper Band Edge+1MHz
Configuration:	SG Input: -50dBm, Output Port: EUT BTS



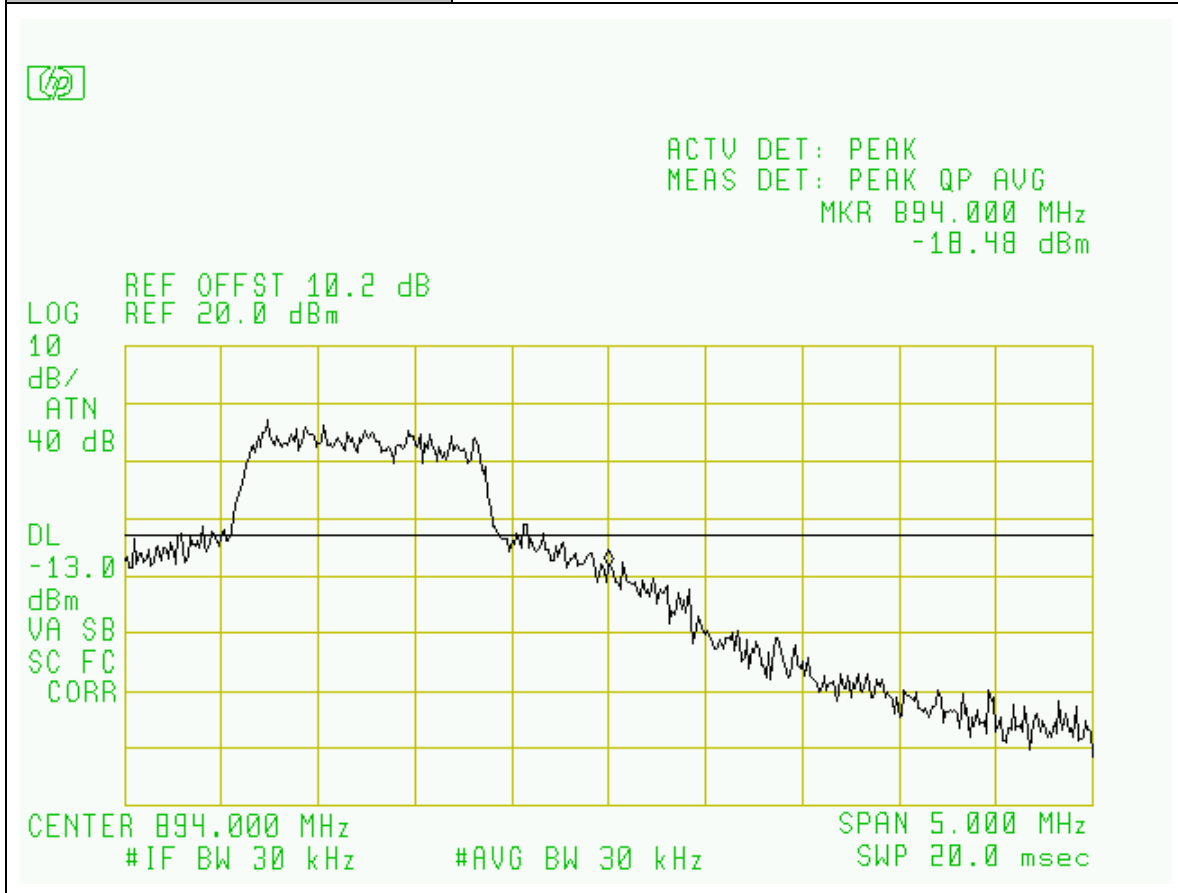
Project Number:	0048-050720-01
EUT:	Shyam Dual Band Home Booster DBHB-20
SN:	DBHBCE001
Tested By:	Edward Lee
Temperature:	70° F
Humidity:	30%

Section:	Spurious Emissions at Antenna Terminals: Cellular Bands / CDMA Modulation
Plot Name:	UL, Low-Chn, Lower Band Edge -1MHz
Configuration:	SG Input: -50dBm, Output Port: EUT BTS



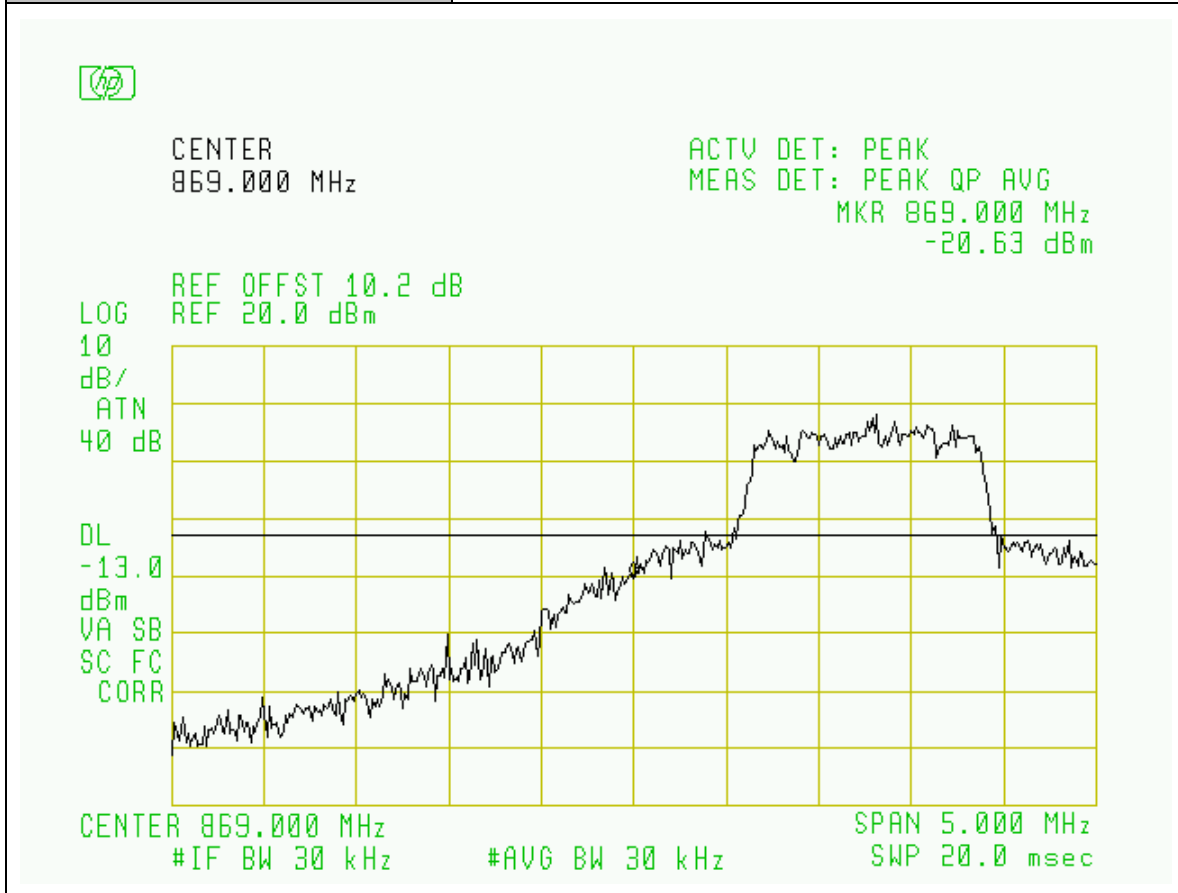
Project Number:	0048-050720-01
EUT:	Shyam Dual Band Home Booster DBHB-20
SN:	DBHBCE001
Tested By:	Edward Lee
Temperature:	70° F
Humidity:	30%

Section:	Spurious Emissions at Antenna Terminals: Cellular Bands / CDMA Modulation
Plot Name:	DL, Hi-Chn, Upper Band Edge+1MHz
Configuration:	SG Input: -50dBm, Output Port: EUT MOBILE



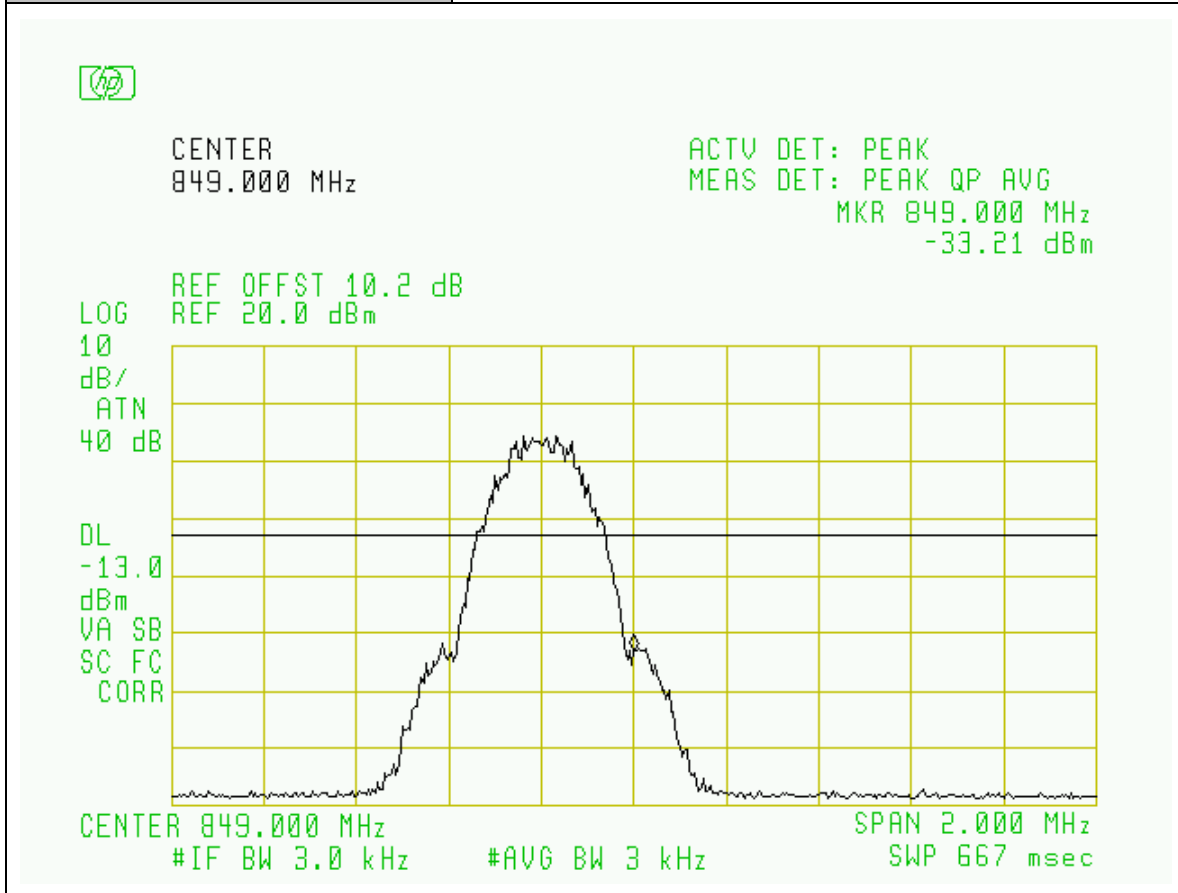
Project Number:	0048-050720-01
EUT:	Shyam Dual Band Home Booster DBHB-20
SN:	DBHBCE001
Tested By:	Edward Lee
Temperature:	70° F
Humidity:	30%

Section:	Spurious Emissions at Antenna Terminals: Cellular Bands / CDMA Modulation
Plot Name:	DL, Low-Chn, Lower Band Edge -1MHz
Configuration:	SG Input: -50dBm, Output Port: EUT MOBILE



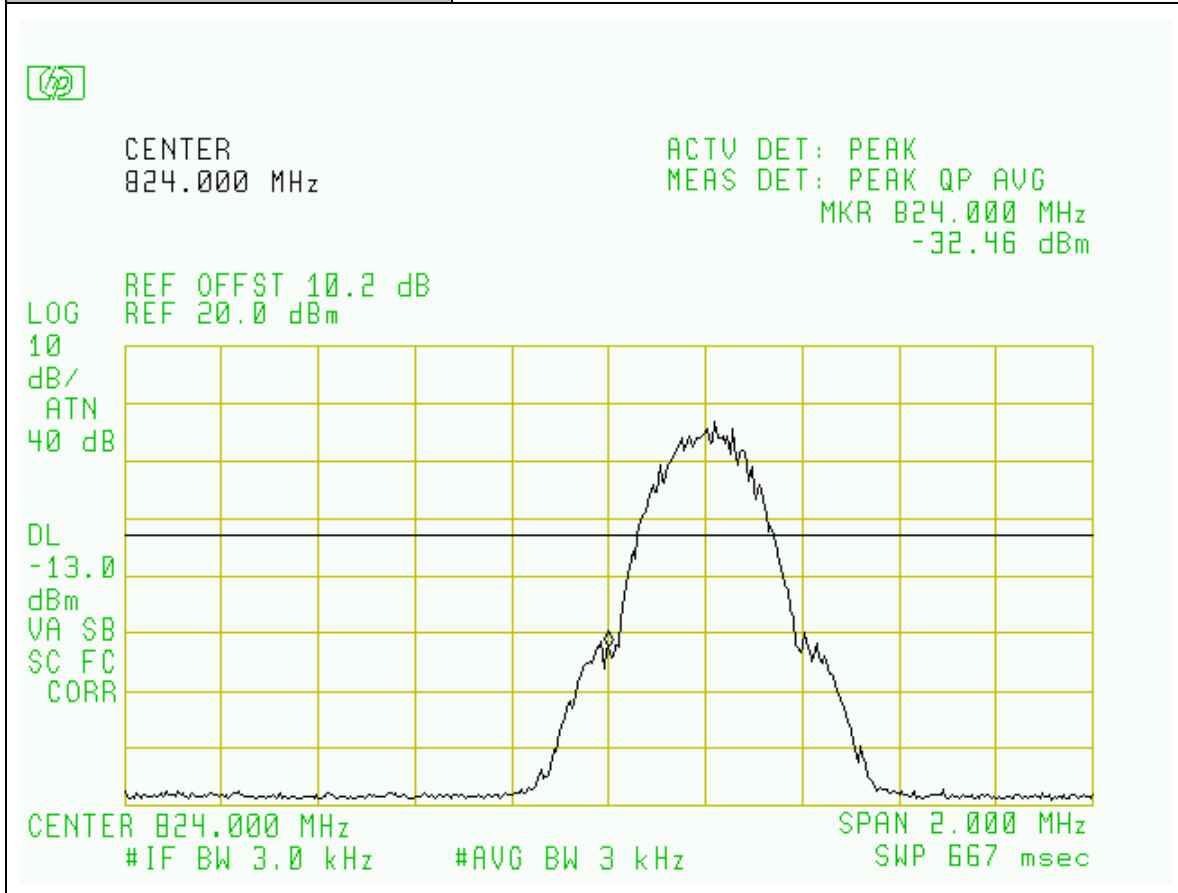
Project Number:	0048-050720-01
EUT:	Shyam Dual Band Home Booster DBHB-20
SN:	DBHBCE001
Tested By:	Edward Lee
Temperature:	70° F
Humidity:	30%

Section:	Spurious Emissions at Antenna Terminals: Cellular Bands / GSM Modulation
Plot Name:	UL, Hi-Chn, Upper Band Edge+1MHz
Configuration:	SG Input: -50dBm, Output Port: EUT BTS



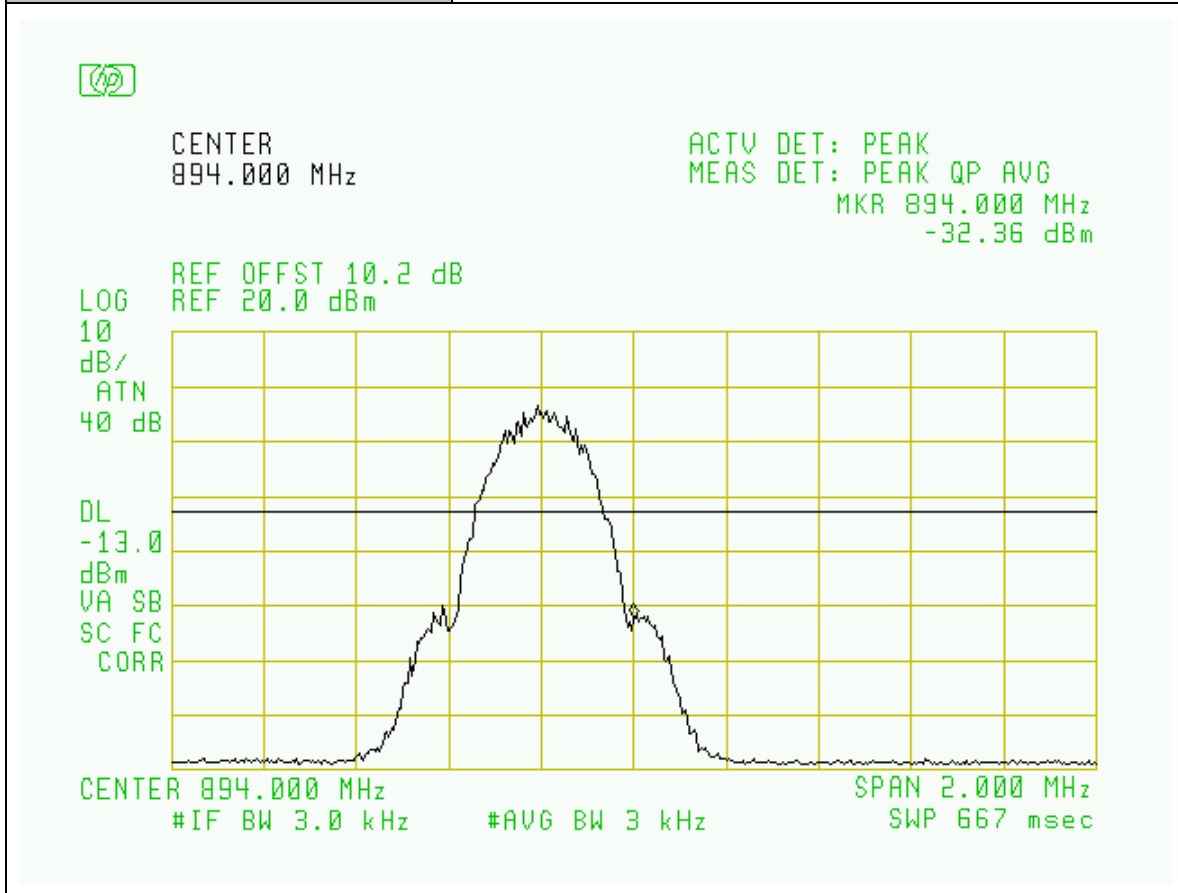
Project Number:	0048-050720-01
EUT:	Shyam Dual Band Home Booster DBHB-20
SN:	DBHBCE001
Tested By:	Edward Lee
Temperature:	70° F
Humidity:	30%

Section:	Spurious Emissions at Antenna Terminals: Cellular Bands / GSM Modulation
Plot Name:	UL, Low-Chn, Lower Band Edge -1MHz
Configuration:	SG Input: -50dBm, Output Port: EUT BTS



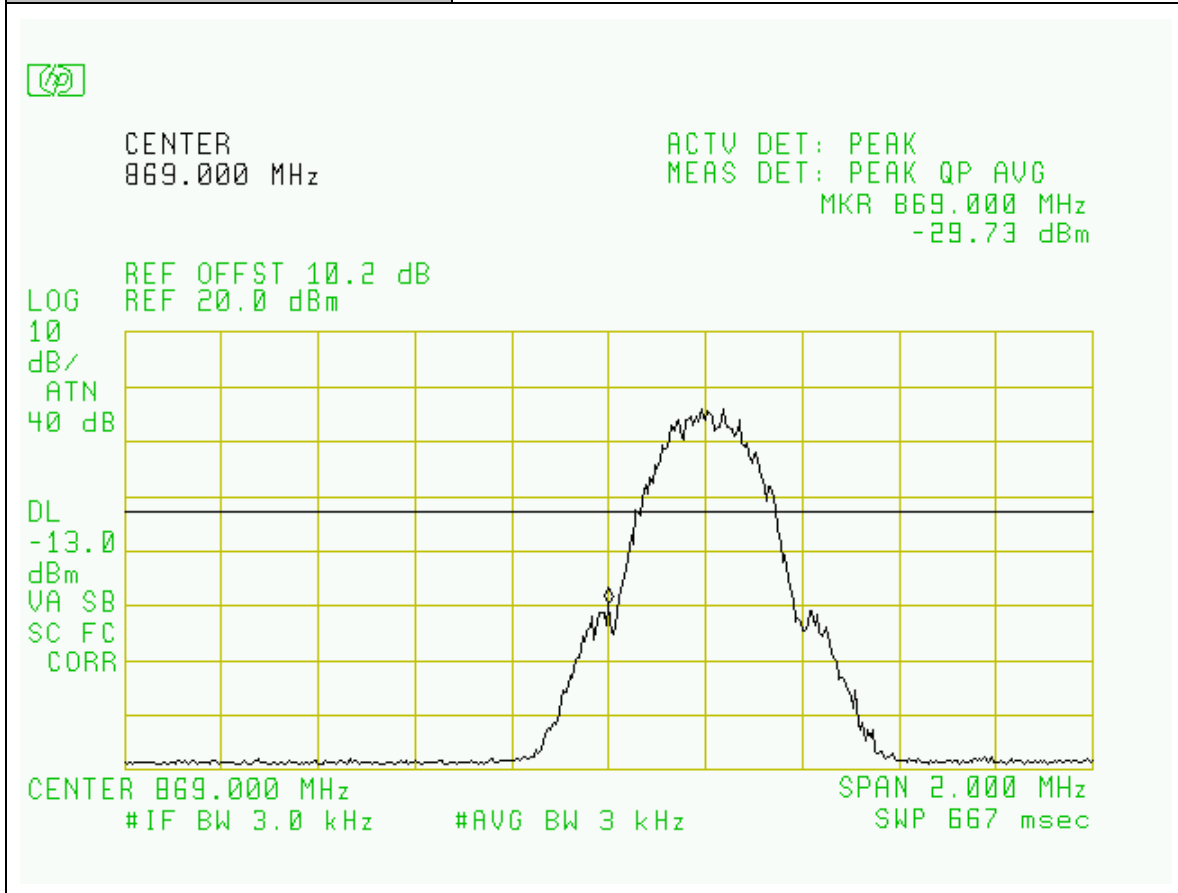
Project Number:	0048-050720-01
EUT:	Shyam Dual Band Home Booster DBHB-20
SN:	DBHBCE001
Tested By:	Edward Lee
Temperature:	70° F
Humidity:	30%

Section:	Spurious Emissions at Antenna Terminals: Cellular Bands / GSM Modulation
Plot Name:	DL, Hi-Chn, Upper Band Edge+1MHz
Configuration:	SG Input: -50dBm, Output Port: EUT MOBILE



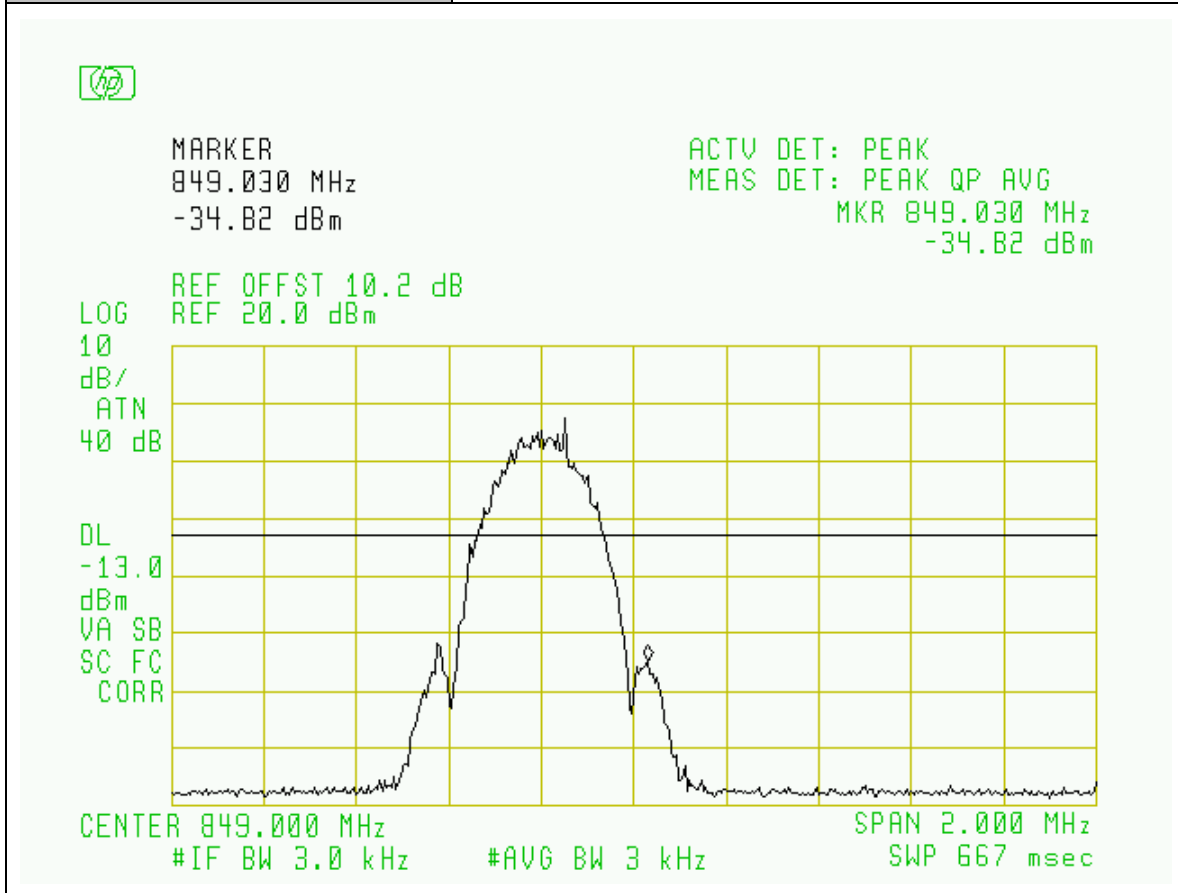
Project Number:	0048-050720-01
EUT:	Shyam Dual Band Home Booster DBHB-20
SN:	DBHBCE001
Tested By:	Edward Lee
Temperature:	70° F
Humidity:	30%

Section:	Spurious Emissions at Antenna Terminals: Cellular Bands / GSM Modulation
Plot Name:	DL, Low-Chn, Lower Band Edge -1MHz
Configuration:	SG Input: -50dBm, Output Port: EUT MOBILE



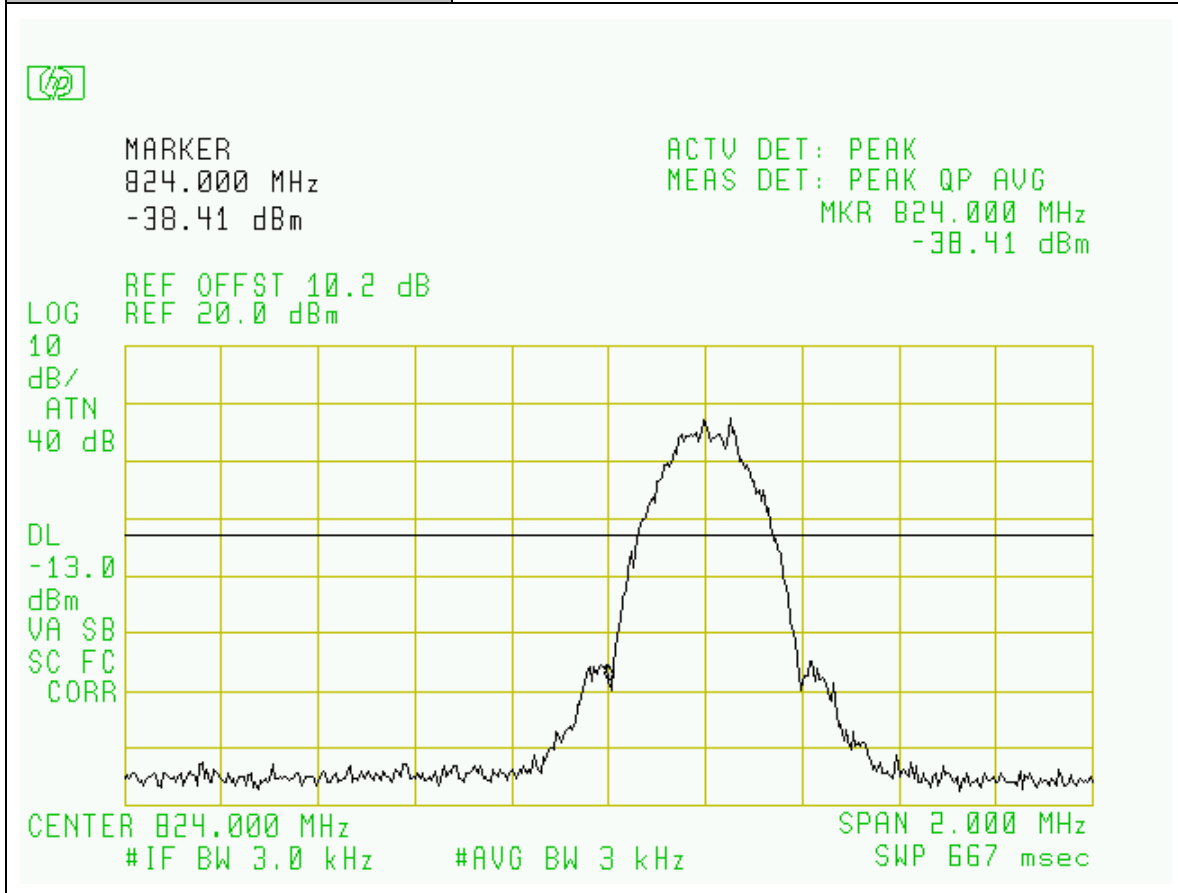
Project Number:	0048-050720-01
EUT:	Shyam Dual Band Home Booster DBHB-20
SN:	DBHBCE001
Tested By:	Edward Lee
Temperature:	70° F
Humidity:	30%

Section:	Spurious Emissions at Antenna Terminals: Cellular Bands / EDGE Modulation
Plot Name:	UL, Hi-Chn, Upper Band Edge+1MHz
Configuration:	SG Input: -50dBm, Output Port: EUT BTS



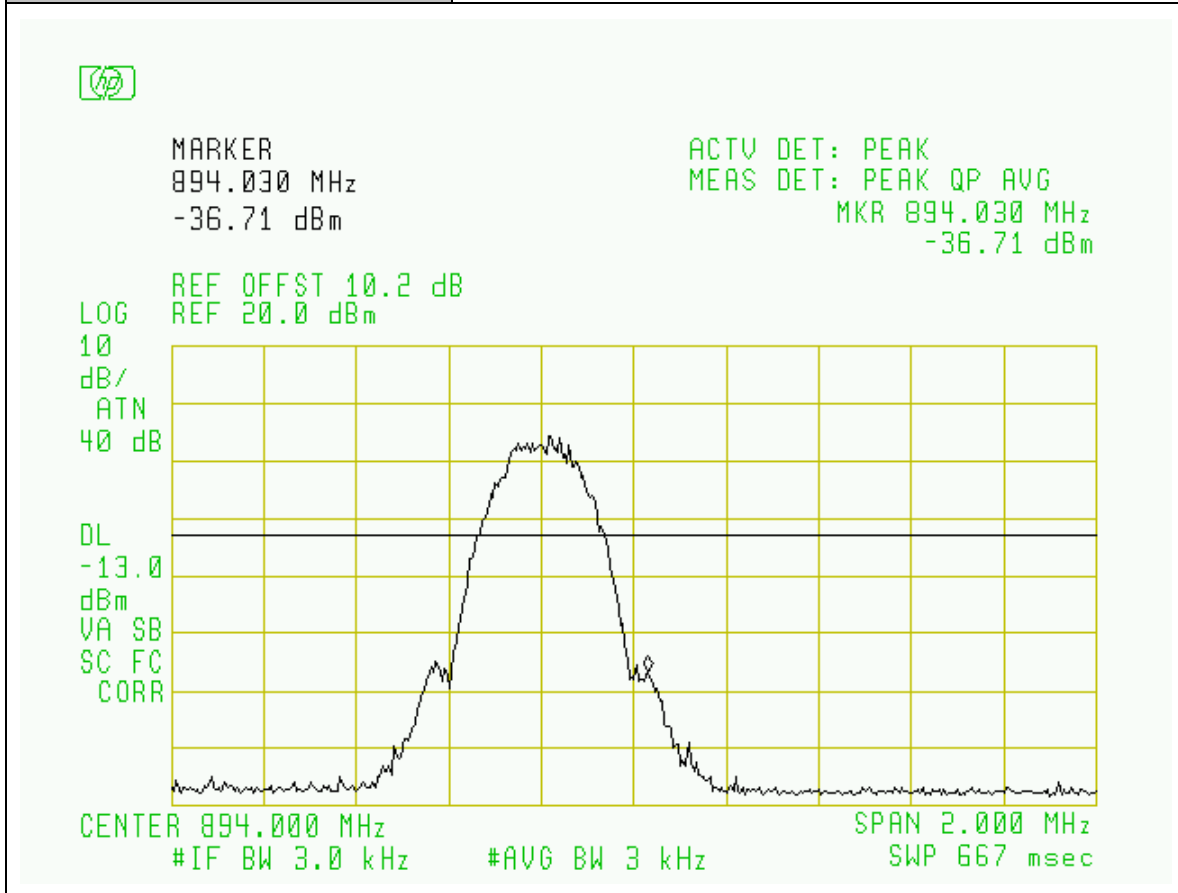
Project Number:	0048-050720-01
EUT:	Shyam Dual Band Home Booster DBHB-20
SN:	DBHBCE001
Tested By:	Edward Lee
Temperature:	70° F
Humidity:	30%

Section:	Spurious Emissions at Antenna Terminals: Cellular Bands / EDGE Modulation
Plot Name:	UL, Low-Chn, Lower Band Edge -1MHz
Configuration:	SG Input: -50dBm, Output Port: EUT BTS



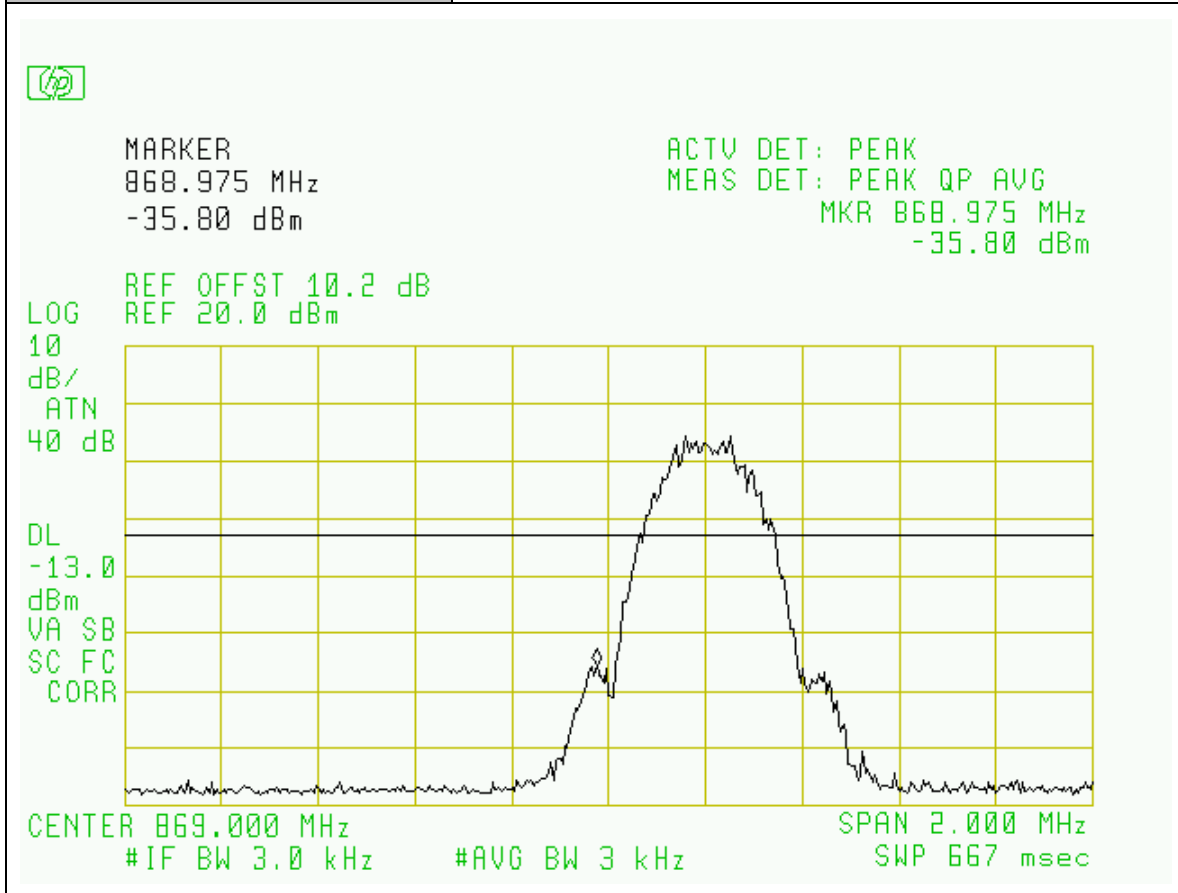
Project Number:	0048-050720-01
EUT:	Shyam Dual Band Home Booster DBHB-20
SN:	DBHBCE001
Tested By:	Edward Lee
Temperature:	70° F
Humidity:	30%

Section:	Spurious Emissions at Antenna Terminals: Cellular Bands / EDGE Modulation
Plot Name:	DL, Hi-Chn, Upper Band Edge+1MHz
Configuration:	SG Input: -50dBm, Output Port: EUT MOBILE



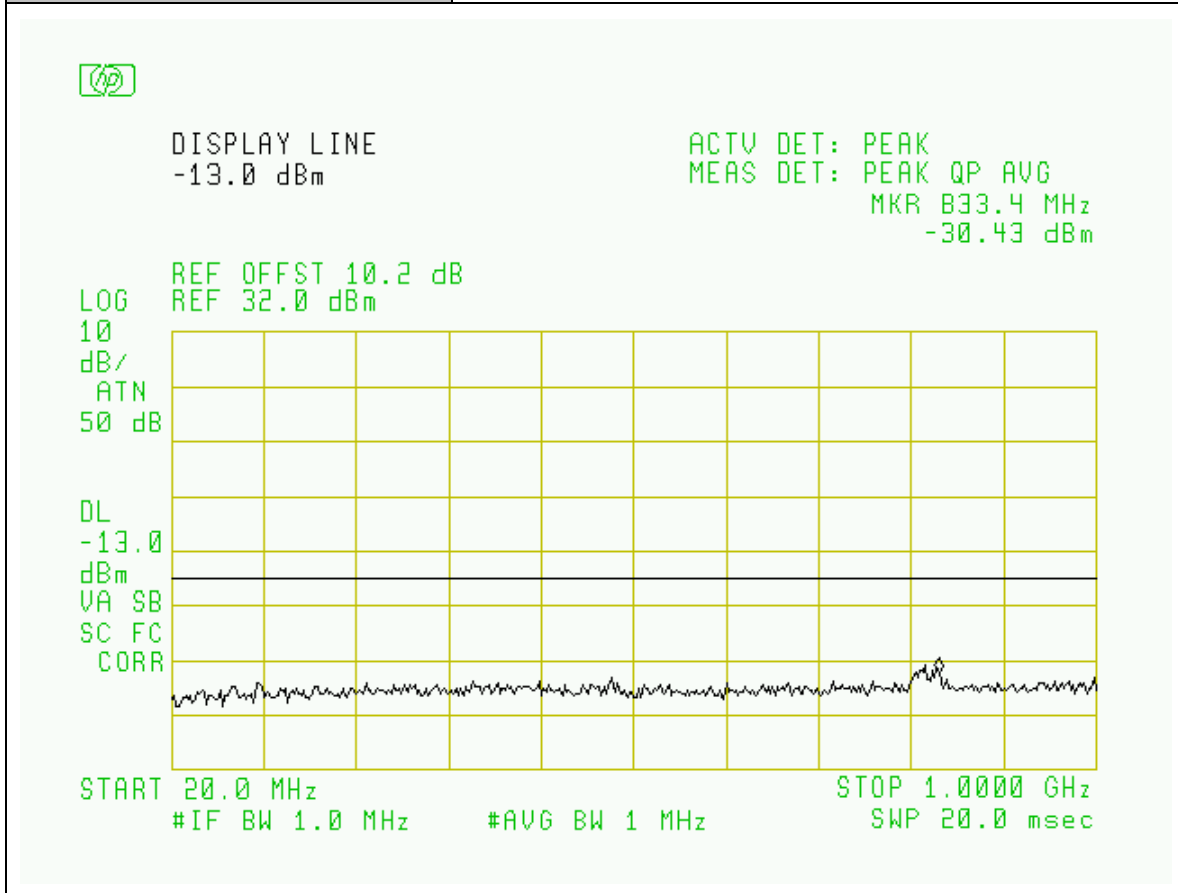
Project Number:	0048-050720-01
EUT:	Shyam Dual Band Home Booster DBHB-20
SN:	DBHBCE001
Tested By:	Edward Lee
Temperature:	70° F
Humidity:	30%

Section:	Spurious Emissions at Antenna Terminals: Cellular Bands / EDGE Modulation
Plot Name:	DL, Low-Chn, Lower Band Edge -1MHz
Configuration:	SG Input: -50dBm, Output Port: EUT MOBILE



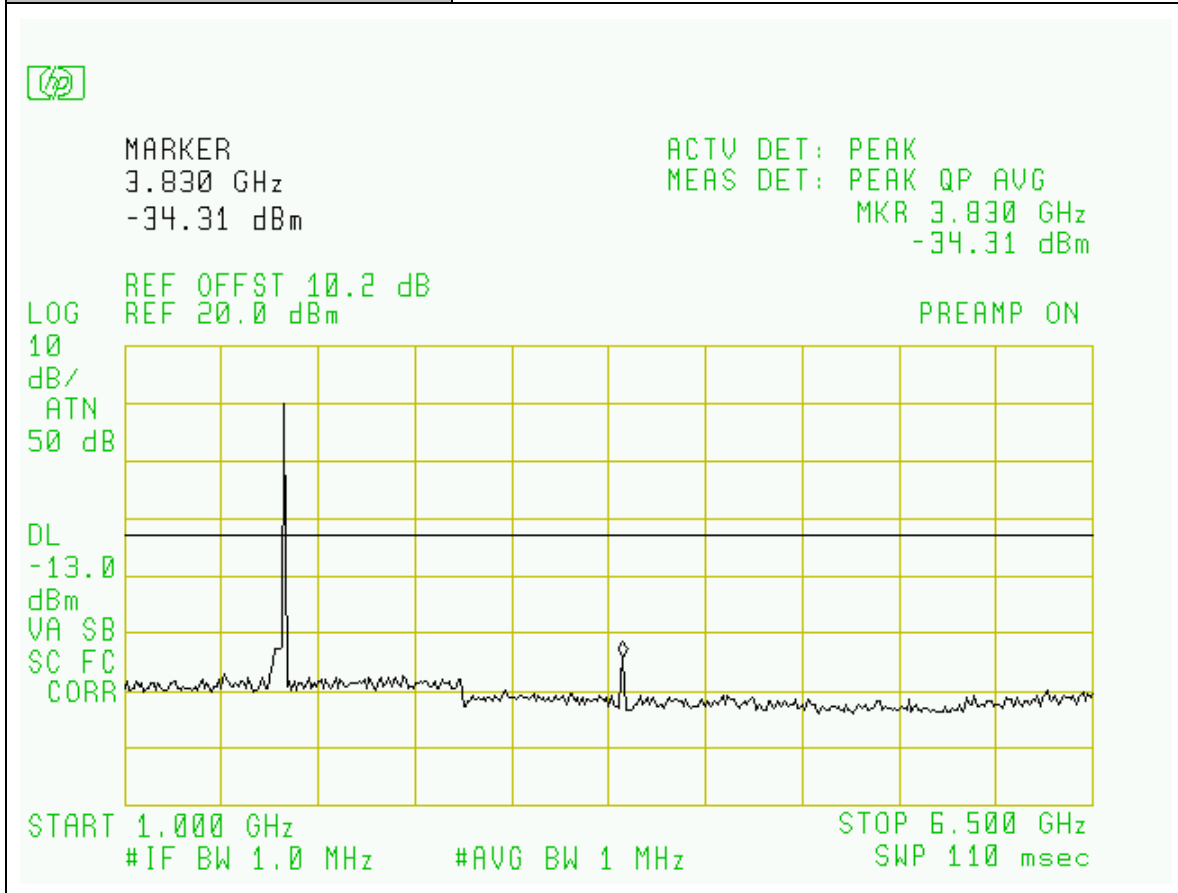
Project Number:	0048-050720-01
EUT:	Shyam Dual Band Home Booster DBHB-20
SN:	DBHBCE001
Tested By:	Wei Li
Temperature:	70°F
Humidity:	30%

Section:	Spurious Emissions at Antenna Terminals: PCS Bands / CDMA Modulation
Plot Name:	Uplink, Hi-Channel
Configuration:	SG Input: -50dBm, Output Port: EUT BTS



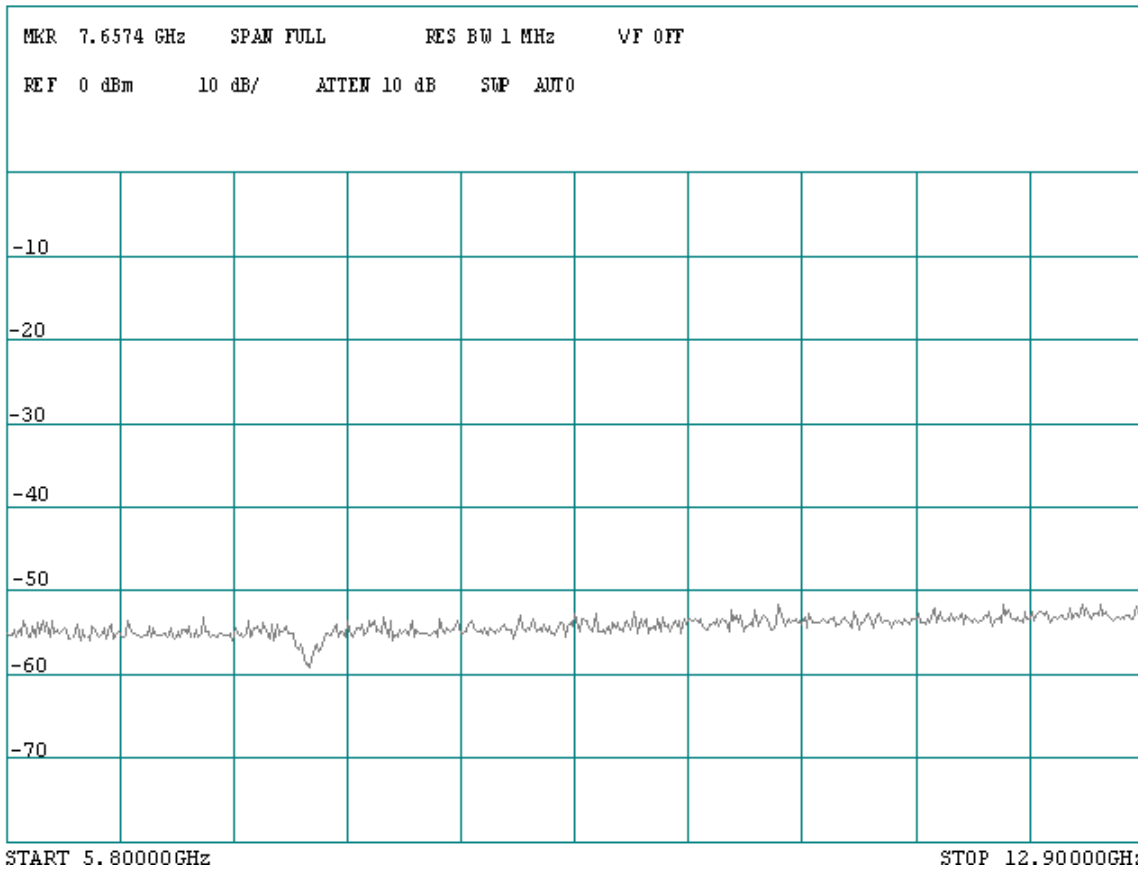
Project Number:	0048-050720-01
EUT:	Shyam Dual Band Home Booster DBHB-20
SN:	DBHBCE001
Tested By:	Wei Li
Temperature:	70°F
Humidity:	30%

Section:	Spurious Emissions at Antenna Terminals: PCS Bands / CDMA Modulation
Plot Name:	Uplink, Hi-Channel
Configuration:	SG Input: -50dBm, Output Port: EUT BTS



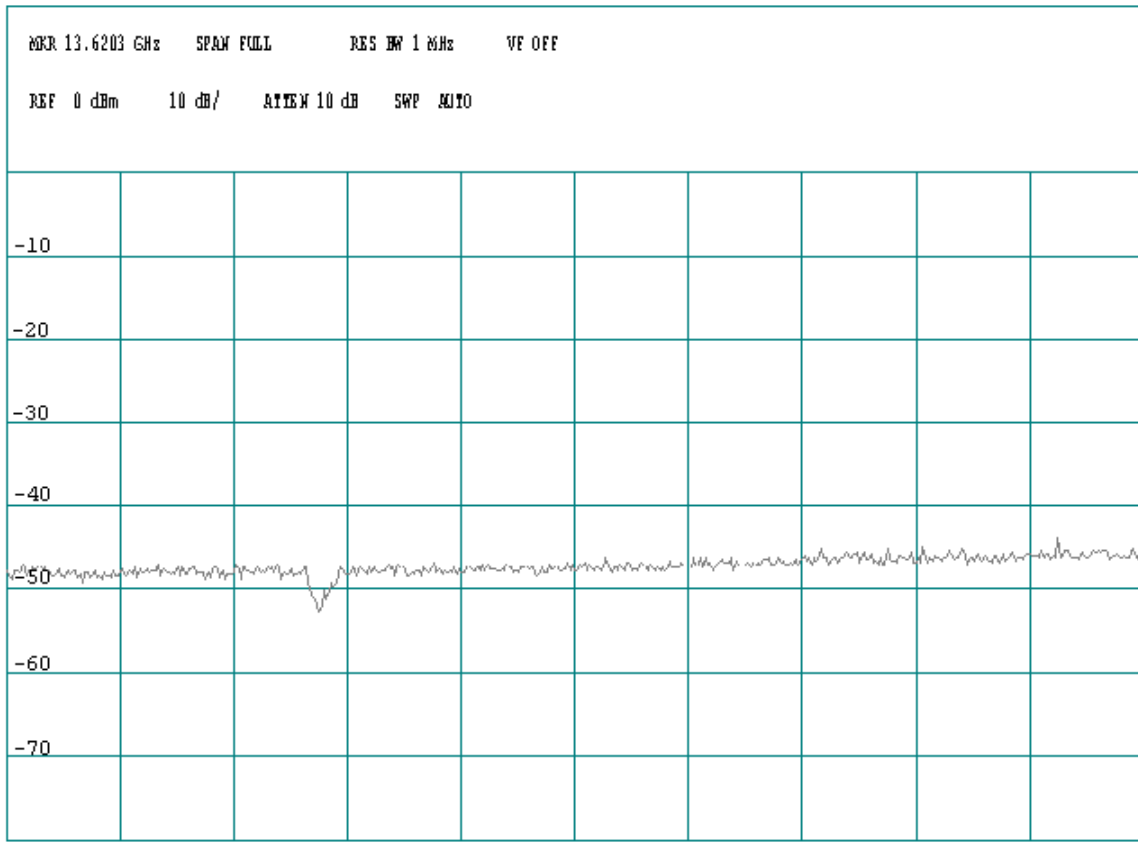
Project Number:	0048-050720-01
EUT:	Shyam Dual Band Home Booster DBHB-20
SN:	DBHBCE001
Tested By:	Wei Li
Temperature:	70° F
Humidity:	30%

Section:	Spurious Emissions at Antenna Terminals: PCS Bands / CDMA Modulation
Plot Name:	Uplink, Hi-Channel
Configuration:	SG Input: -50dBm, Output Port: EUT BTS



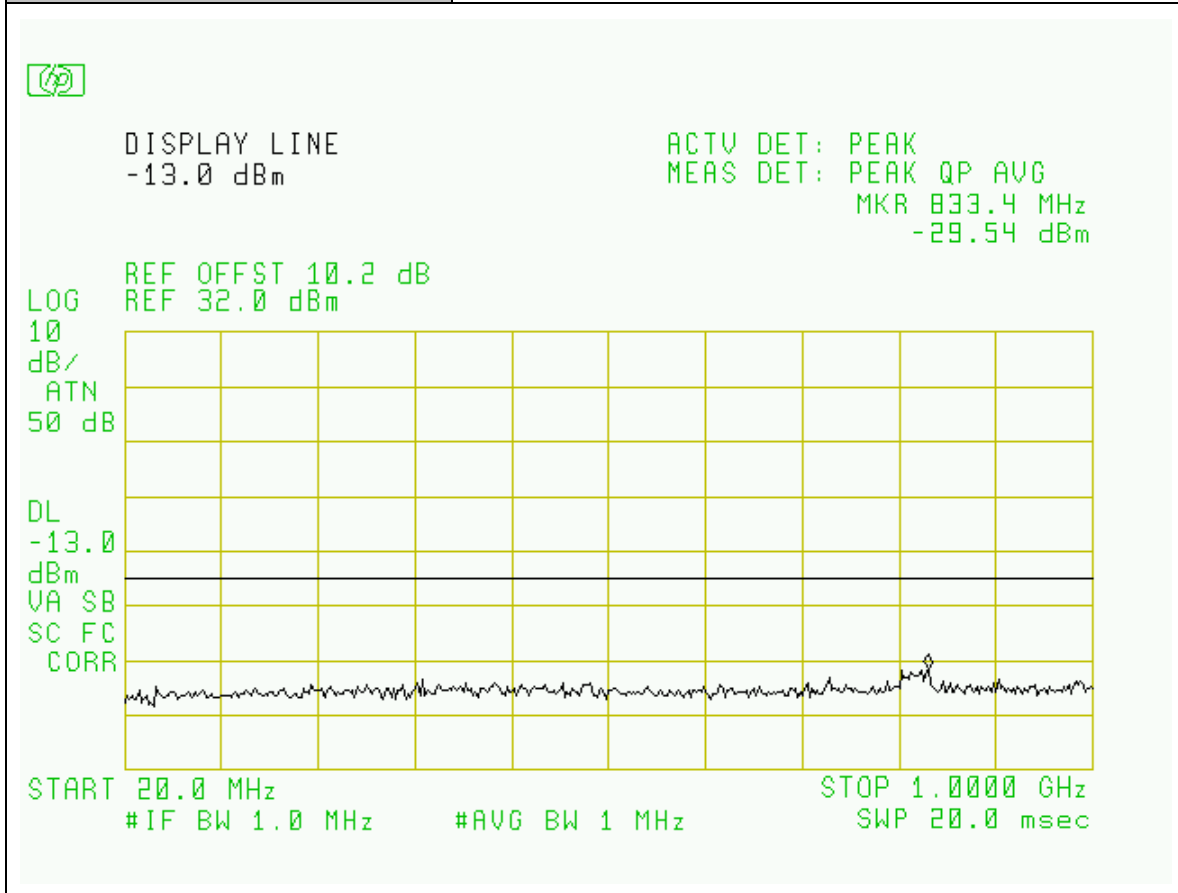
Project Number:	0048-050720-01
EUT:	Shyam Dual Band Home Booster DBHB-20
SN:	DBHBCE001
Tested By:	Wei Li
Temperature:	70° F
Humidity:	30%

Section:	Spurious Emissions at Antenna Terminals: PCS Bands / CDMA Modulation
Plot Name:	Uplink, Hi-Channel
Configuration:	SG Input: -50dBm, Output Port: EUT BTS



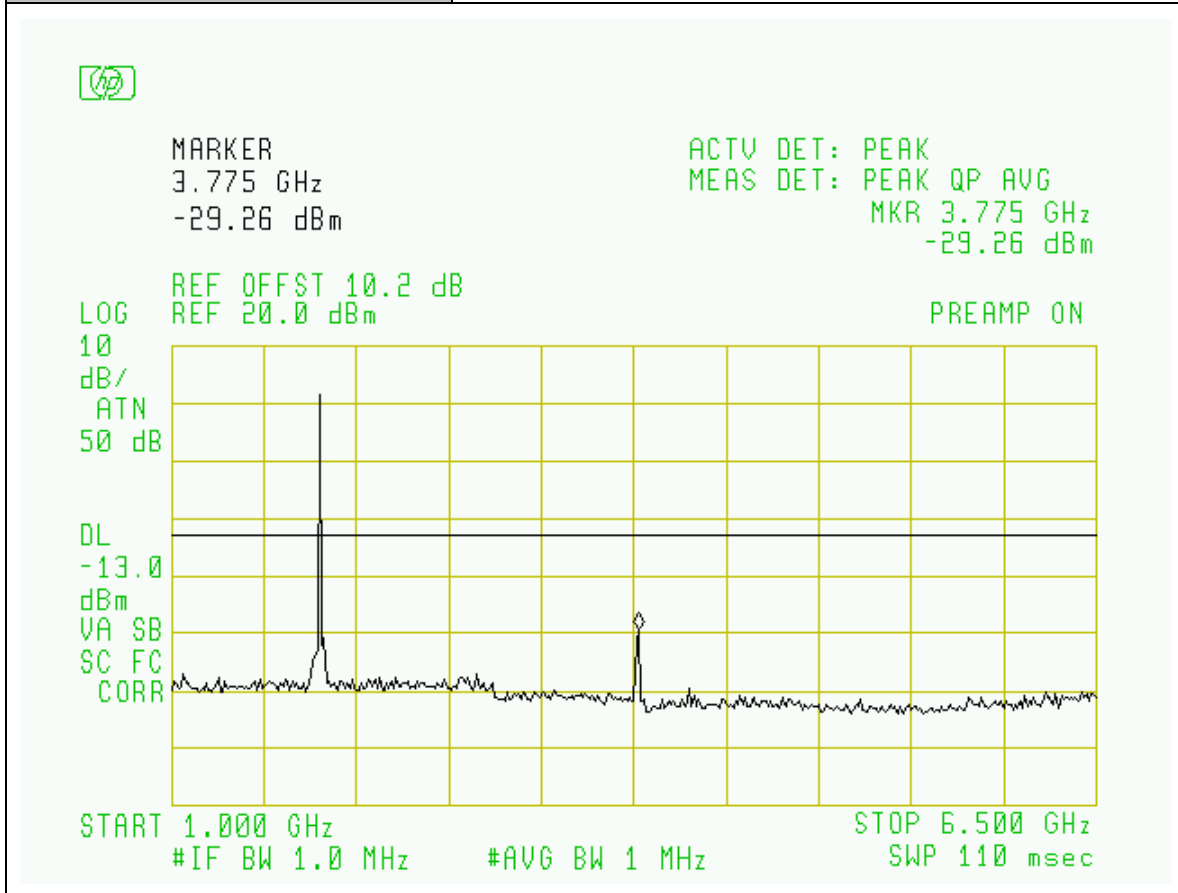
Project Number:	0048-050720-01
EUT:	Shyam Dual Band Home Booster DBHB-20
SN:	DBHBCE001
Tested By:	Wei Li
Temperature:	70°F
Humidity:	30%

Section:	Spurious Emissions at Antenna Terminals: PCS Bands / CDMA Modulation
Plot Name:	Uplink, Mid-Channel
Configuration:	SG Input: -50dBm, Output Port: EUT BTS



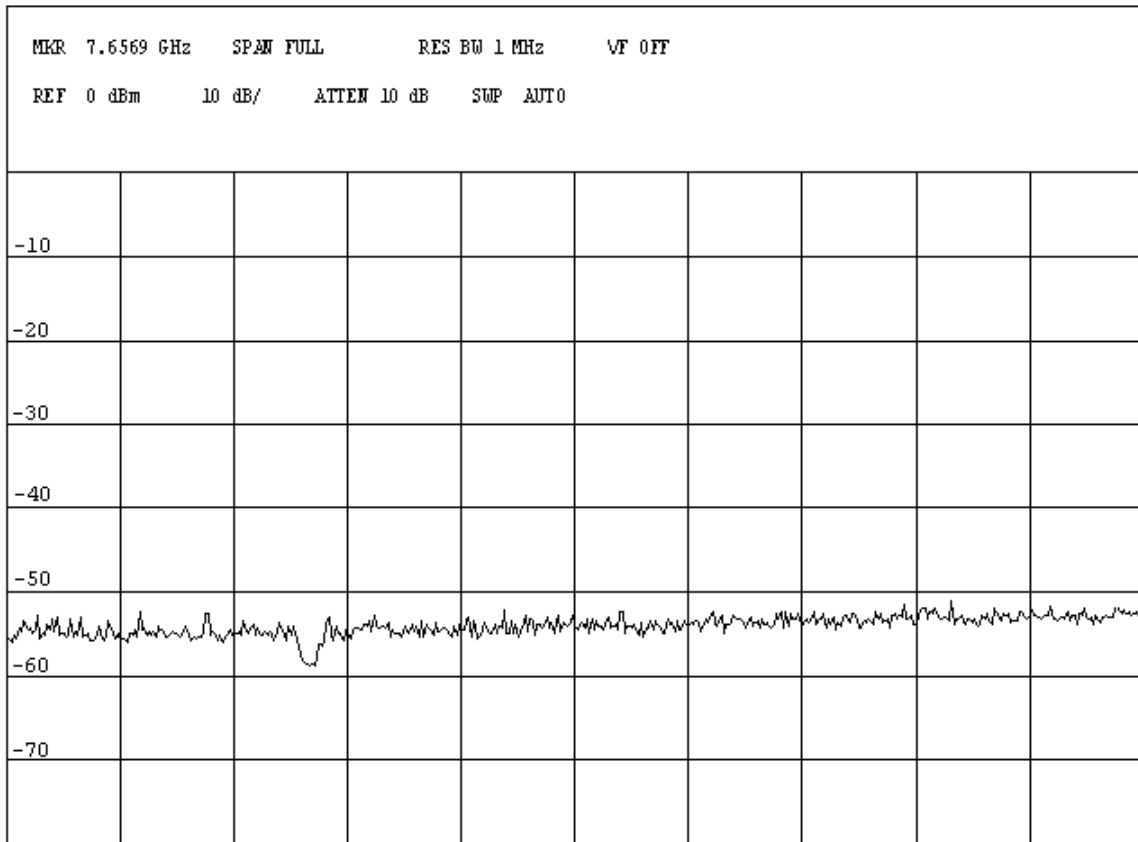
Project Number:	0048-050720-01
EUT:	Shyam Dual Band Home Booster DBHB-20
SN:	DBHBCE001
Tested By:	Wei Li
Temperature:	70°F
Humidity:	30%

Section:	Spurious Emissions at Antenna Terminals: PCS Bands / CDMA Modulation
Plot Name:	Uplink, Mid-Channel
Configuration:	SG Input: -50dBm, Output Port: EUT BTS



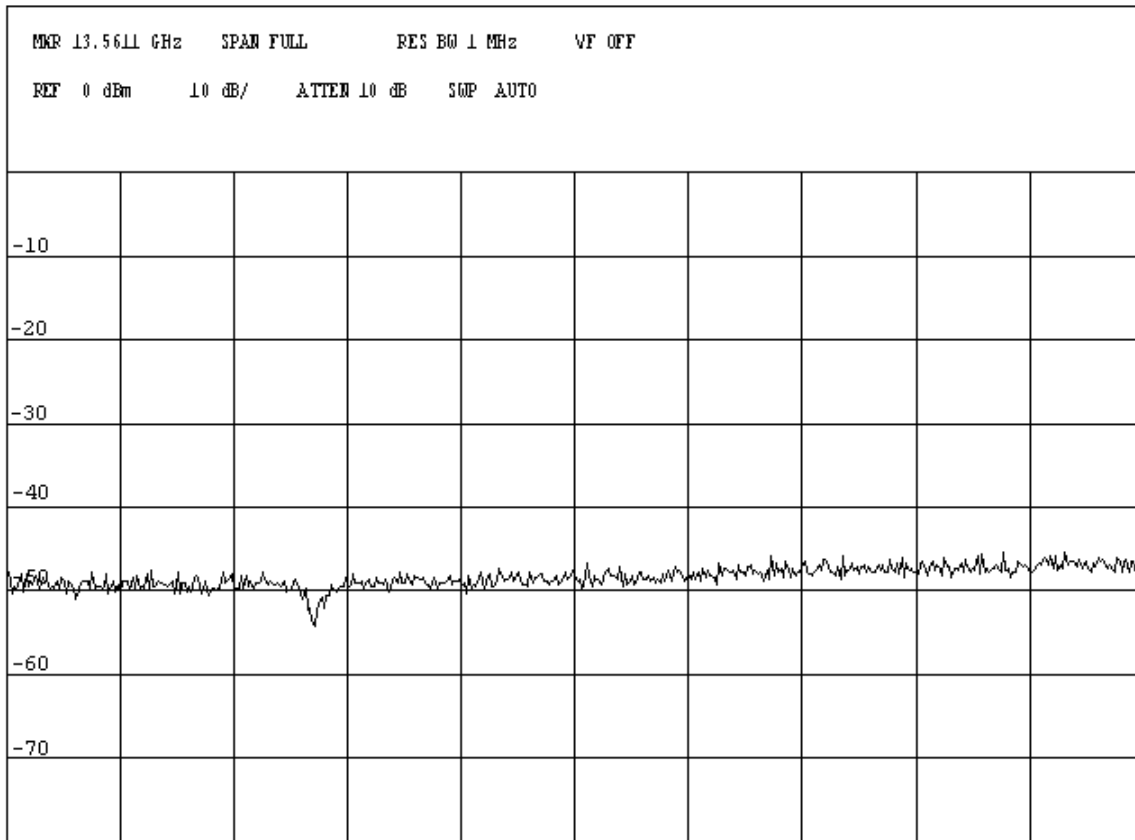
Project Number:	0048-050720-01
EUT:	Shyam Dual Band Home Booster DBHB-20
SN:	DBHBCE001
Tested By:	Wei Li
Temperature:	70° F
Humidity:	30%

Section:	Spurious Emissions at Antenna Terminals: PCS Bands / CDMA Modulation
Plot Name:	Uplink, Mid-Channel
Configuration:	SG Input: -50dBm, Output Port: EUT BTS



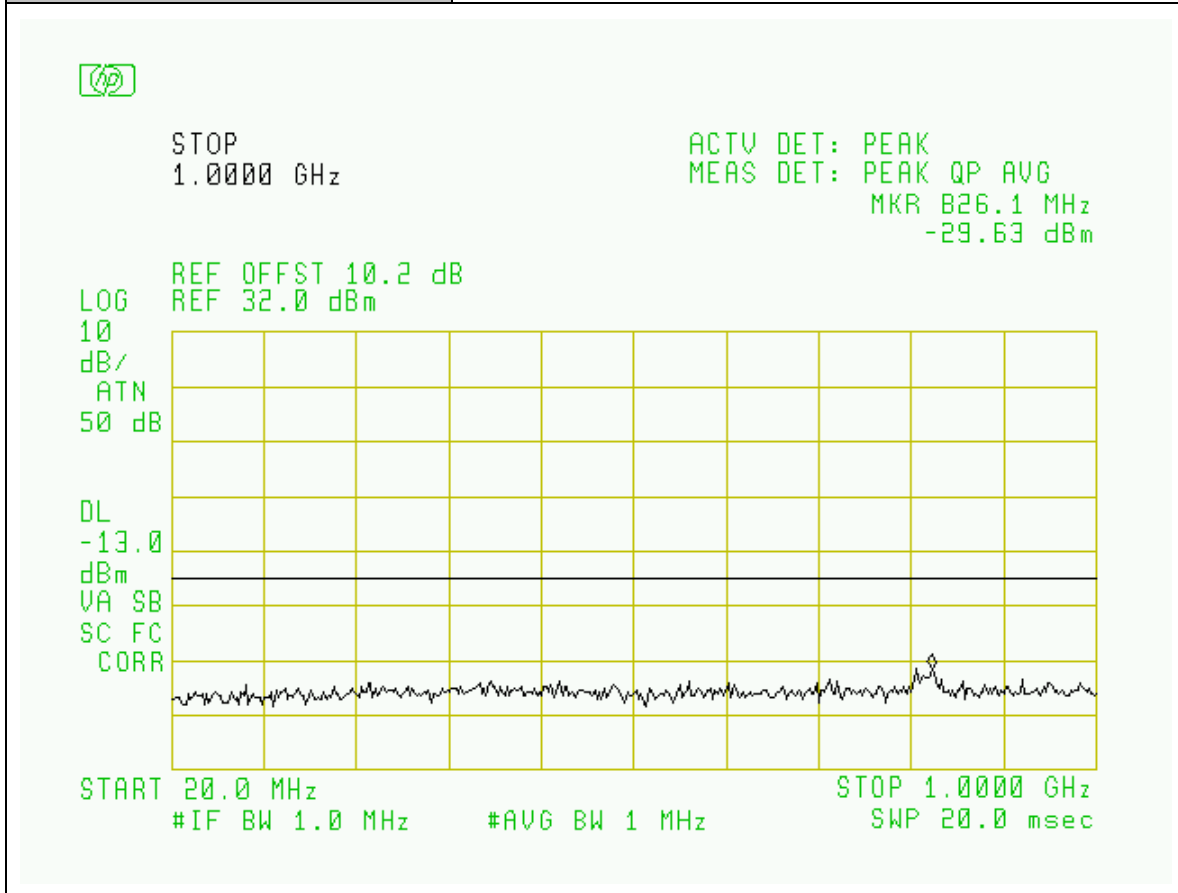
Project Number:	0048-050720-01
EUT:	Shyam Dual Band Home Booster DBHB-20
SN:	DBHBCE001
Tested By:	Wei Li
Temperature:	70° F
Humidity:	30%

Section:	Spurious Emissions at Antenna Terminals: PCS Bands / CDMA Modulation
Plot Name:	Uplink, Mid-Channel
Configuration:	SG Input: -50dBm, Output Port: EUT BTS



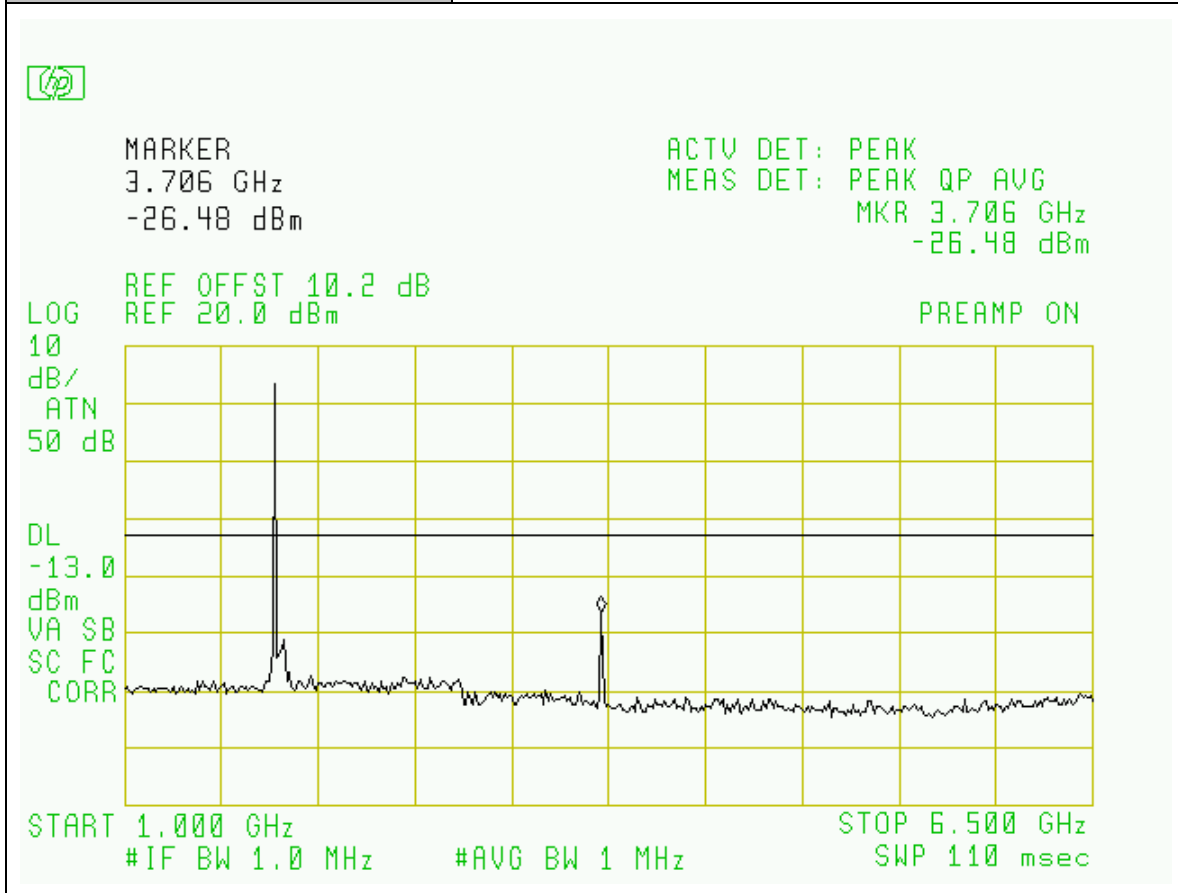
Project Number:	0048-050720-01
EUT:	Shyam Dual Band Home Booster DBHB-20
SN:	DBHBCE001
Tested By:	Wei Li
Temperature:	70°F
Humidity:	30%

Section:	Spurious Emissions at Antenna Terminals: PCS Bands / CDMA Modulation
Plot Name:	Uplink, Low-Channel
Configuration:	SG Input: -50dBm, Output Port: EUT BTS



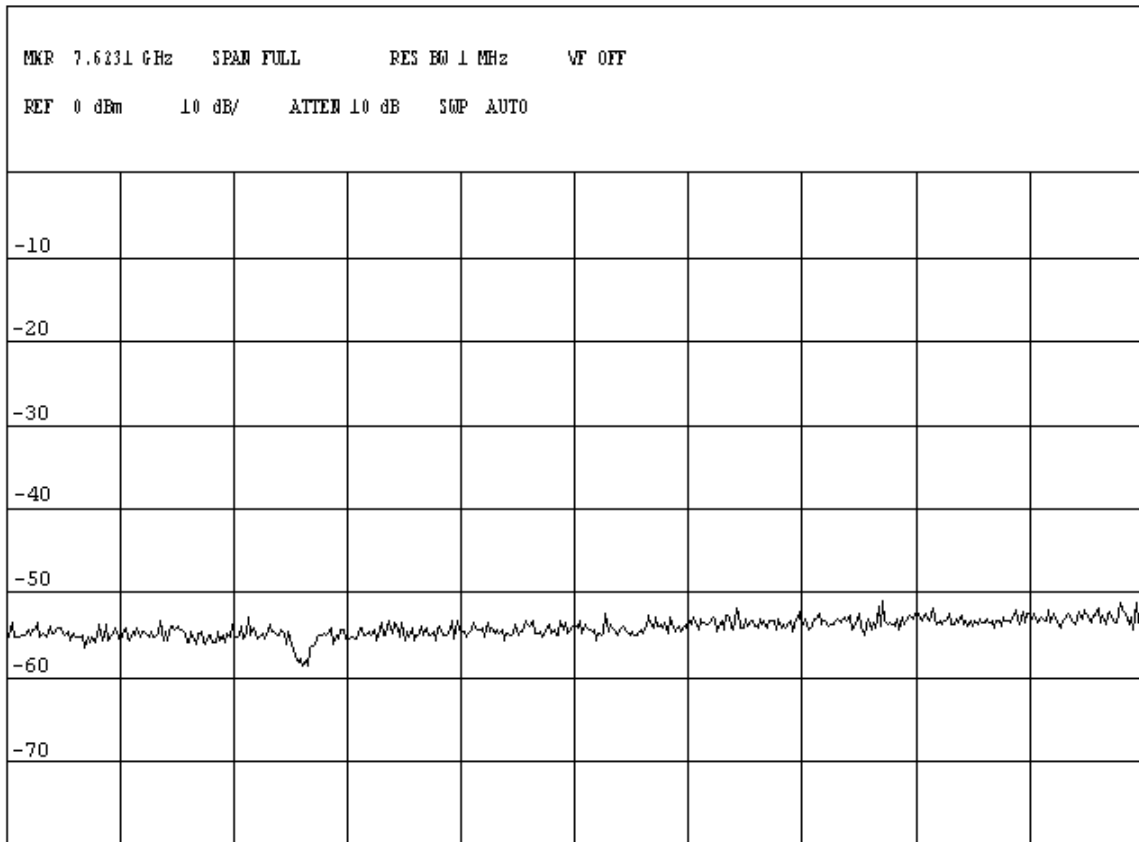
Project Number:	0048-050720-01
EUT:	Shyam Dual Band Home Booster DBHB-20
SN:	DBHBCE001
Tested By:	Wei Li
Temperature:	70°F
Humidity:	30%

Section:	Spurious Emissions at Antenna Terminals: PCS Bands / CDMA Modulation
Plot Name:	Uplink, Low-Channel
Configuration:	SG Input: -50dBm, Output Port: EUT BTS



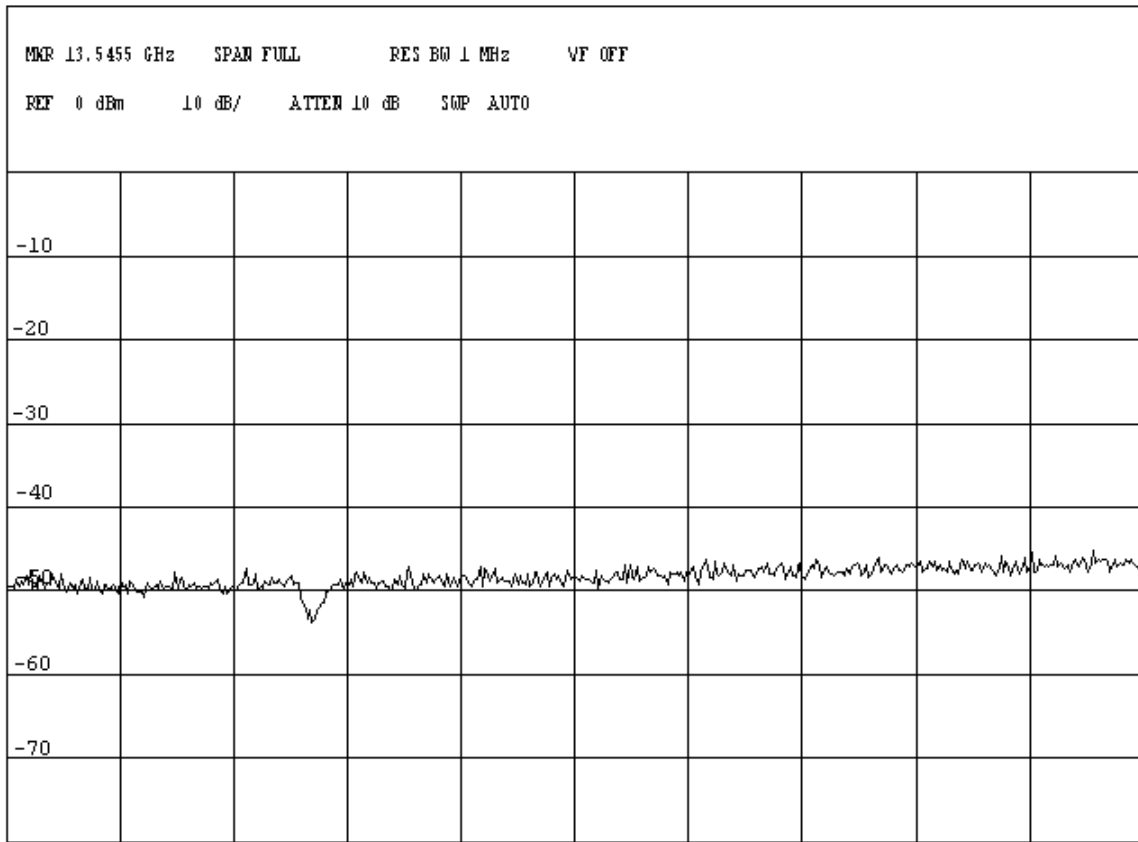
Project Number:	0048-050720-01
EUT:	Shyam Dual Band Home Booster DBHB-20
SN:	DBHBCE001
Tested By:	Wei Li
Temperature:	70° F
Humidity:	30%

Section:	Spurious Emissions at Antenna Terminals: PCS Bands / CDMA Modulation
Plot Name:	Uplink, Low-Channel
Configuration:	SG Input: -50dBm, Output Port: EUT BTS



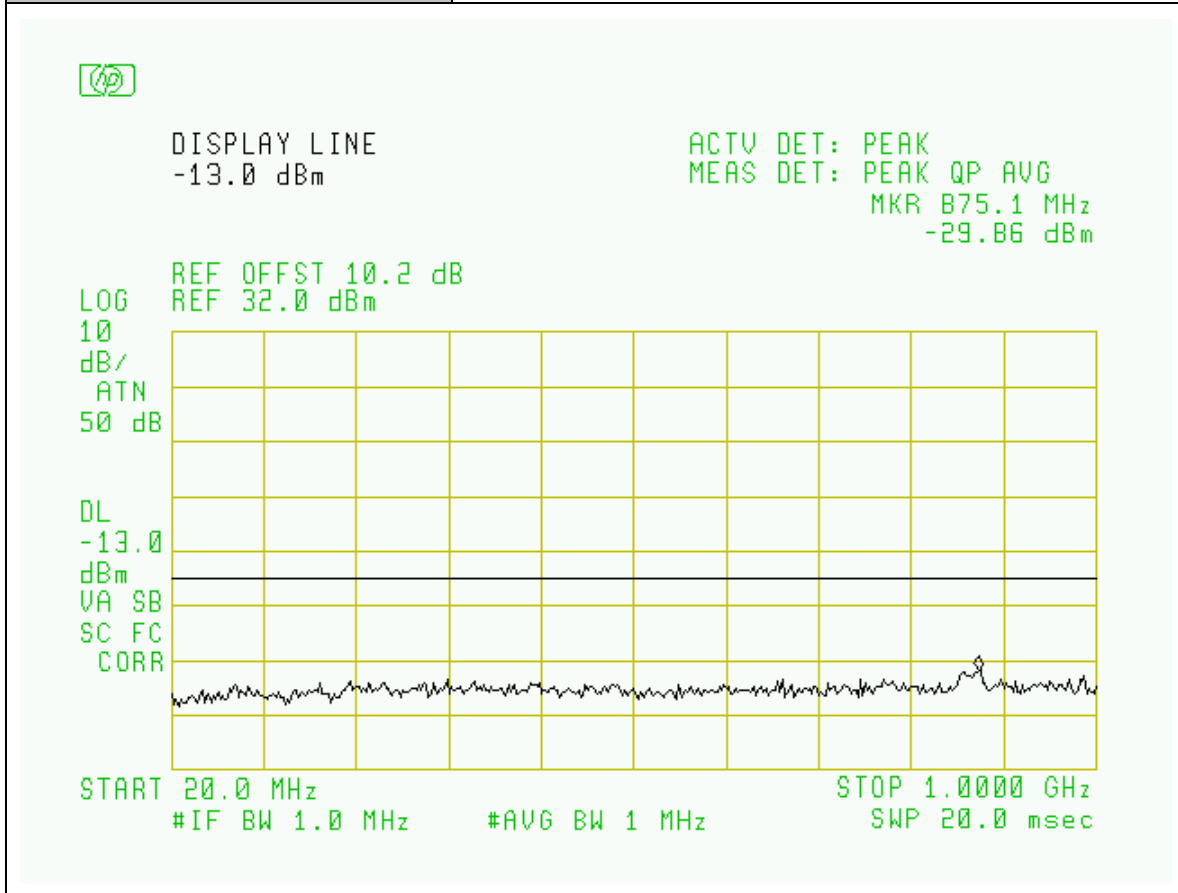
Project Number:	0048-050720-01
EUT:	Shyam Dual Band Home Booster DBHB-20
SN:	DBHBCE001
Tested By:	Wei Li
Temperature:	70° F
Humidity:	30%

Section:	Spurious Emissions at Antenna Terminals: PCS Bands / CDMA Modulation
Plot Name:	Uplink, Low-Channel
Configuration:	SG Input: -50dBm, Output Port: EUT BTS



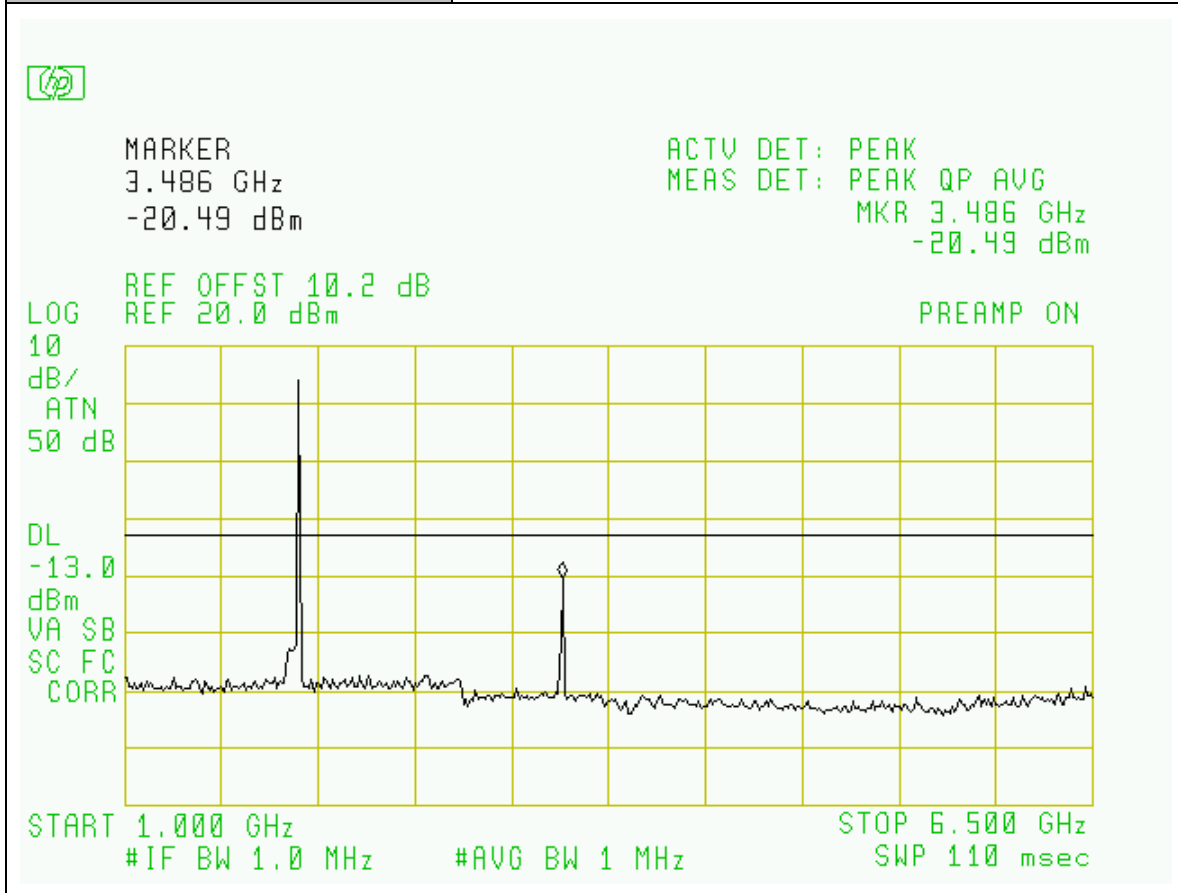
Project Number:	0048-050720-01
EUT:	Shyam Dual Band Home Booster DBHB-20
SN:	DBHBCE001
Tested By:	Wei Li
Temperature:	70° F
Humidity:	30%

Section:	Spurious Emissions at Antenna Terminals: PCS Bands / CDMA Modulation
Plot Name:	Downlink, Hi-Channel
Configuration:	SG Input: -50dBm, Output Port: EUT MOBILE



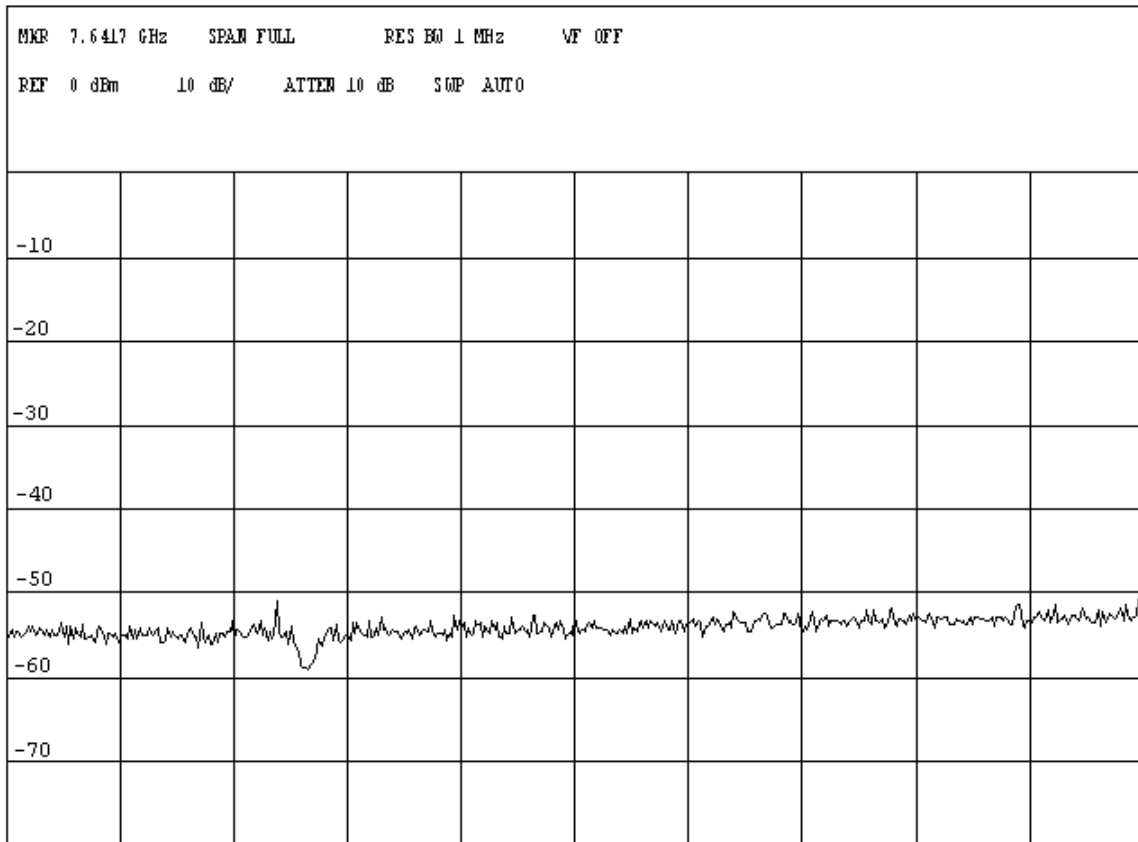
Project Number:	0048-050720-01
EUT:	Shyam Dual Band Home Booster DBHB-20
SN:	DBHBCE001
Tested By:	Wei Li
Temperature:	70°F
Humidity:	30%

Section:	Spurious Emissions at Antenna Terminals: PCS Bands / CDMA Modulation
Plot Name:	Downlink, Hi-Channel
Configuration:	SG Input: -50dBm, Output Port: EUT MOBILE



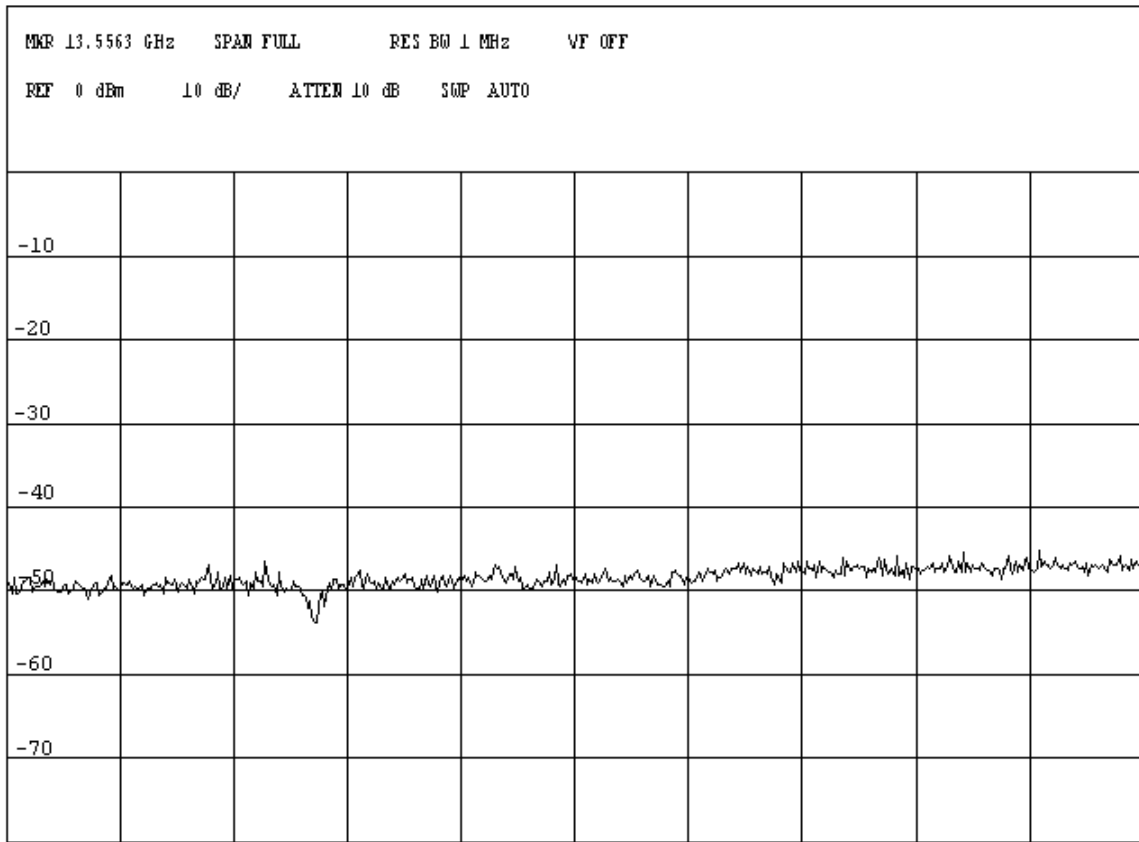
Project Number:	0048-050720-01
EUT:	Shyam Dual Band Home Booster DBHB-20
SN:	DBHBCE001
Tested By:	Wei Li
Temperature:	70° F
Humidity:	30%

Section:	Spurious Emissions at Antenna Terminals: PCS Bands / CDMA Modulation
Plot Name:	Downlink, Hi-Channel
Configuration:	SG Input: -50dBm, Output Port: EUT MOBILE



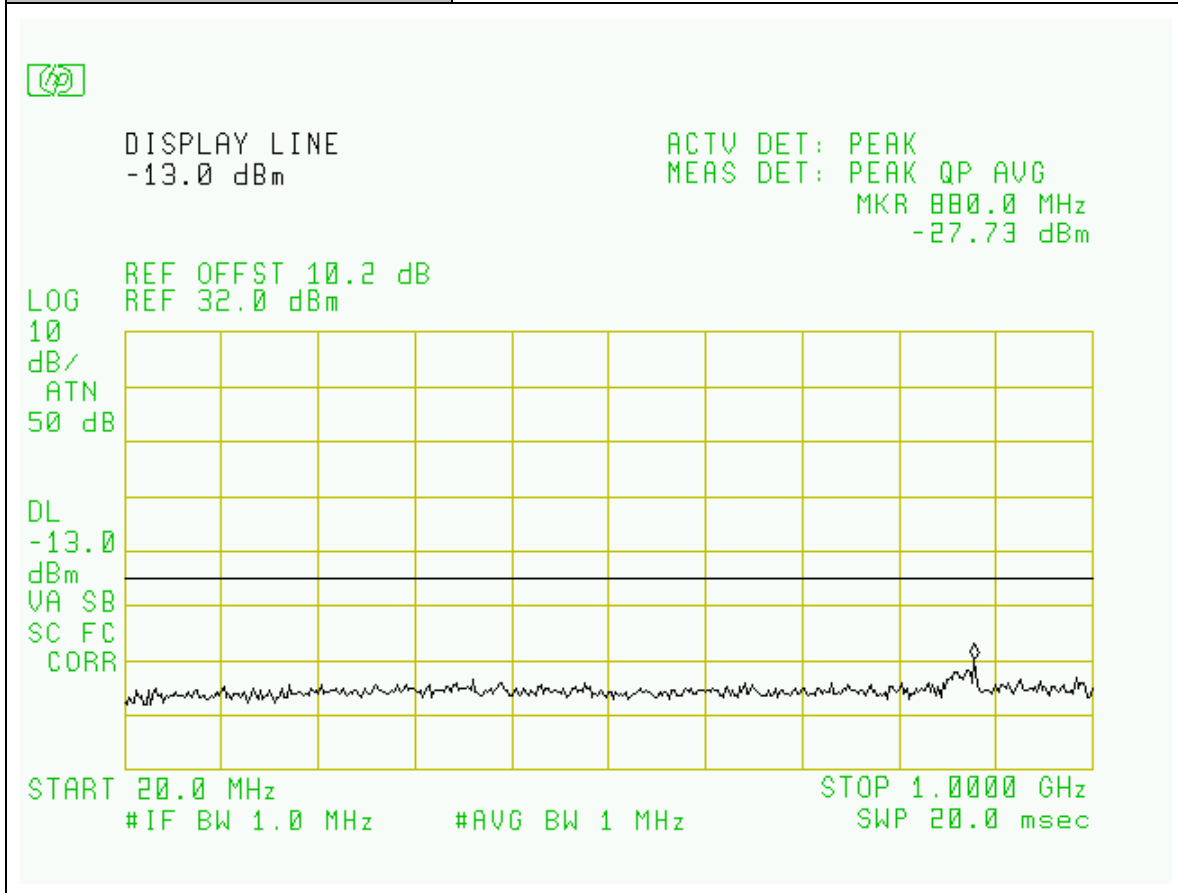
Project Number:	0048-050720-01
EUT:	Shyam Dual Band Home Booster DBHB-20
SN:	DBHBCE001
Tested By:	Wei Li
Temperature:	70° F
Humidity:	30%

Section:	Spurious Emissions at Antenna Terminals: PCS Bands / CDMA Modulation
Plot Name:	Downlink, Hi-Channel
Configuration:	SG Input: -50dBm, Output Port: EUT MOBILE



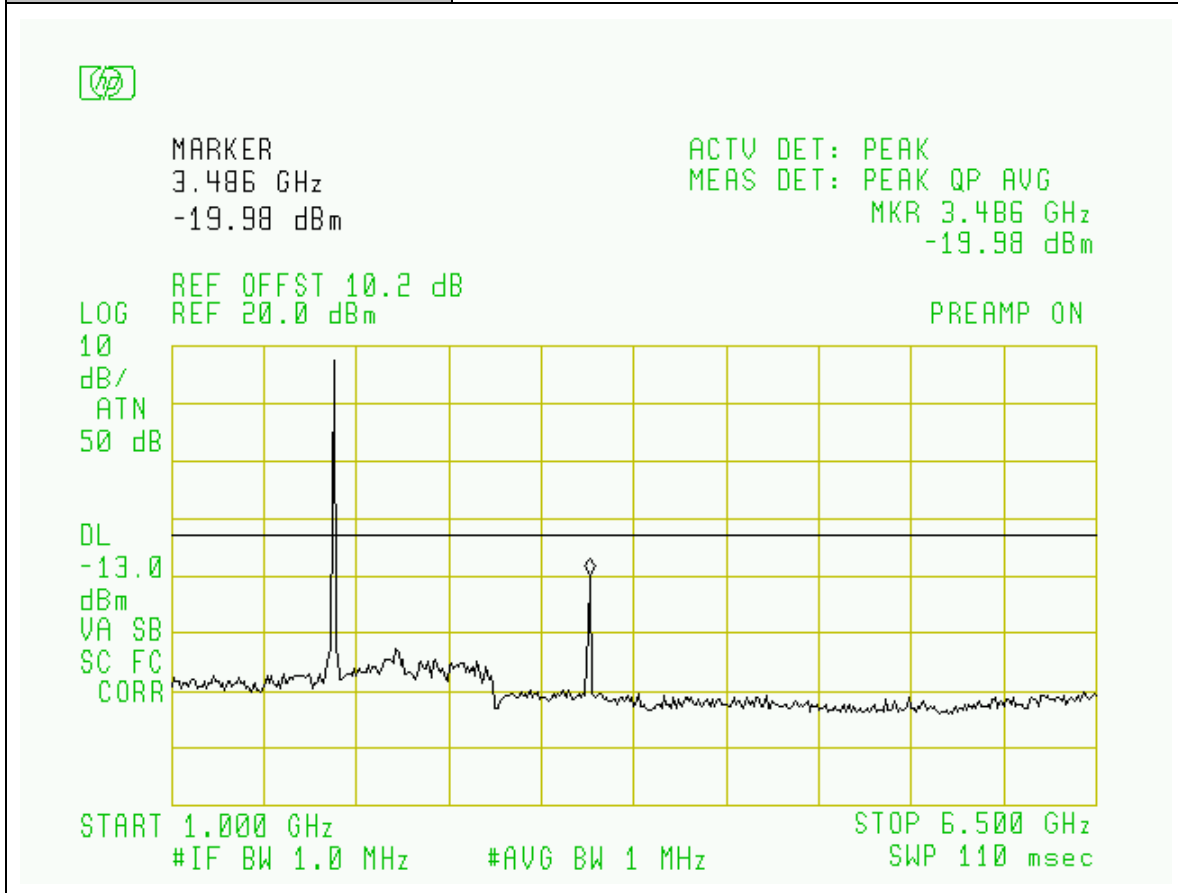
Project Number:	0048-050720-01
EUT:	Shyam Dual Band Home Booster DBHB-20
SN:	DBHBCE001
Tested By:	Wei Li
Temperature:	70° F
Humidity:	30%

Section:	Spurious Emissions at Antenna Terminals: PCS Bands / CDMA Modulation
Plot Name:	Downlink, Mid-Channel
Configuration:	SG Input: -50dBm, Output Port: EUT MOBILE



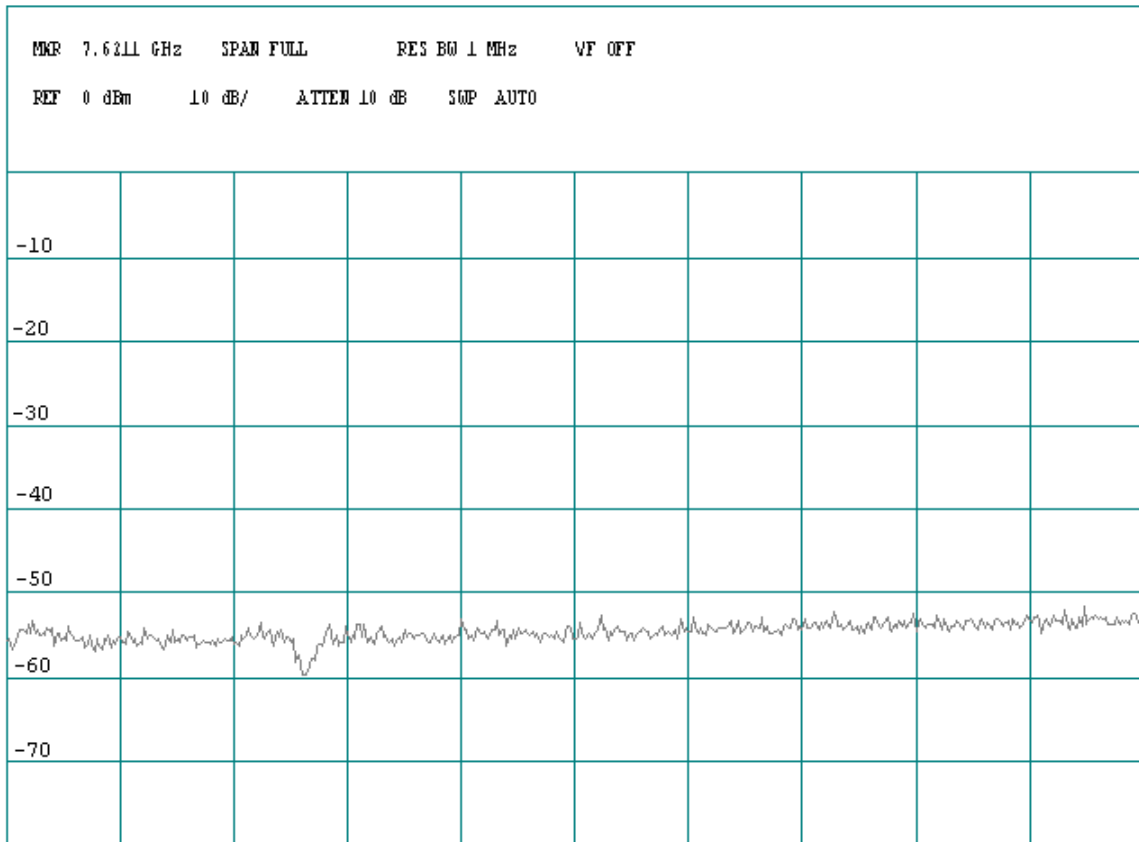
Project Number:	0048-050720-01
EUT:	Shyam Dual Band Home Booster DBHB-20
SN:	DBHBCE001
Tested By:	Wei Li
Temperature:	70° F
Humidity:	30%

Section:	Spurious Emissions at Antenna Terminals: PCS Bands / CDMA Modulation
Plot Name:	Downlink, Mid-Channel
Configuration:	SG Input: -50dBm, Output Port: EUT MOBILE



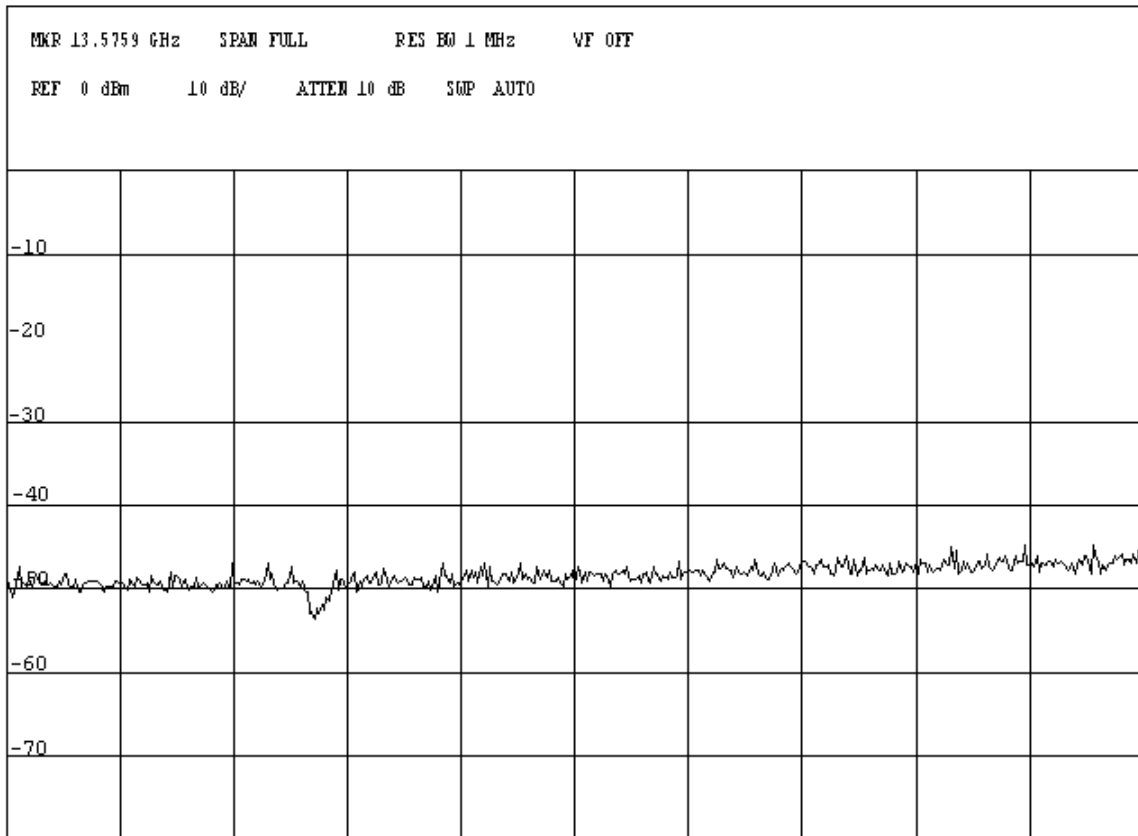
Project Number:	0048-050720-01
EUT:	Shyam Dual Band Home Booster DBHB-20
SN:	DBHBCE001
Tested By:	Wei Li
Temperature:	70° F
Humidity:	30%

Section:	Spurious Emissions at Antenna Terminals: PCS Bands / CDMA Modulation
Plot Name:	Downlink, Mid-Channel
Configuration:	SG Input: -50dBm, Output Port: EUT MOBILE



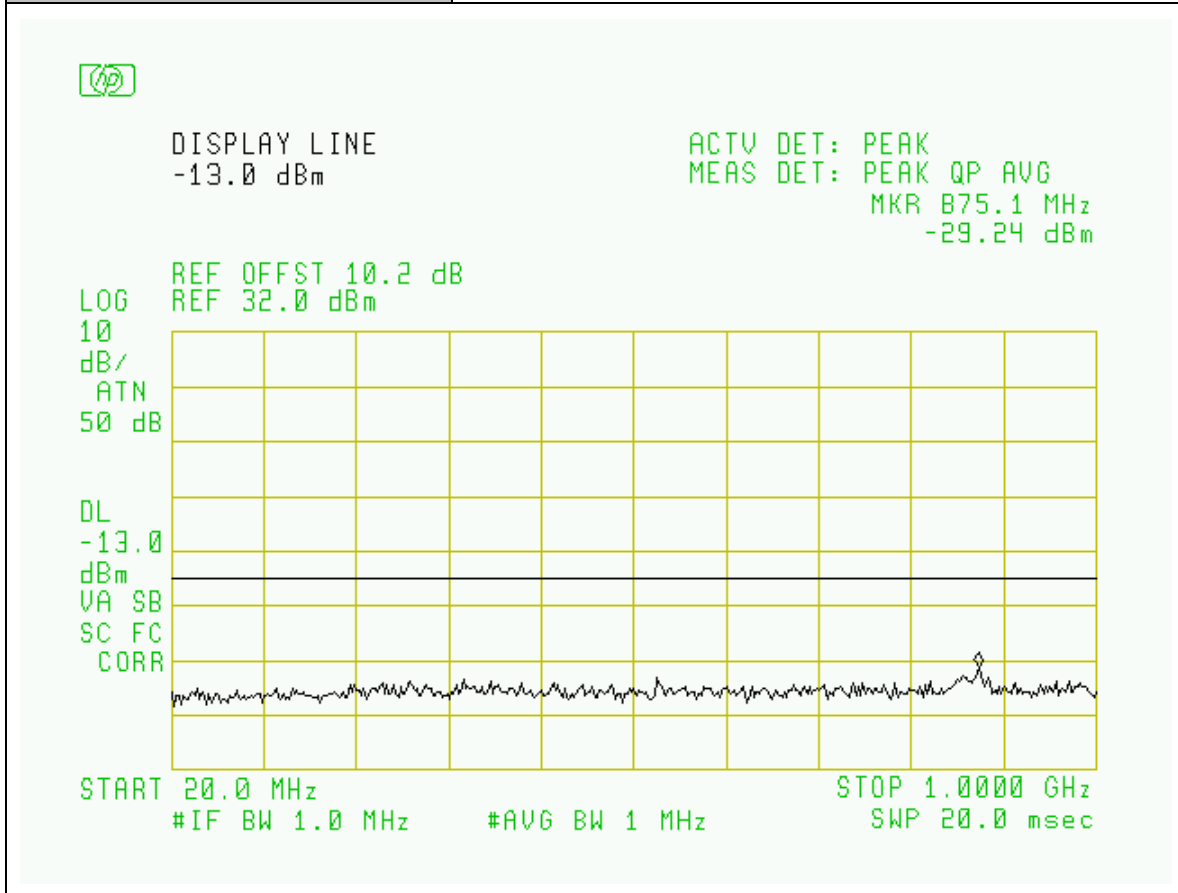
Project Number:	0048-050720-01
EUT:	Shyam Dual Band Home Booster DBHB-20
SN:	DBHBCE001
Tested By:	Wei Li
Temperature:	70° F
Humidity:	30%

Section:	Spurious Emissions at Antenna Terminals: PCS Bands / CDMA Modulation
Plot Name:	Downlink, Mid-Channel
Configuration:	SG Input: -50dBm, Output Port: EUT MOBILE



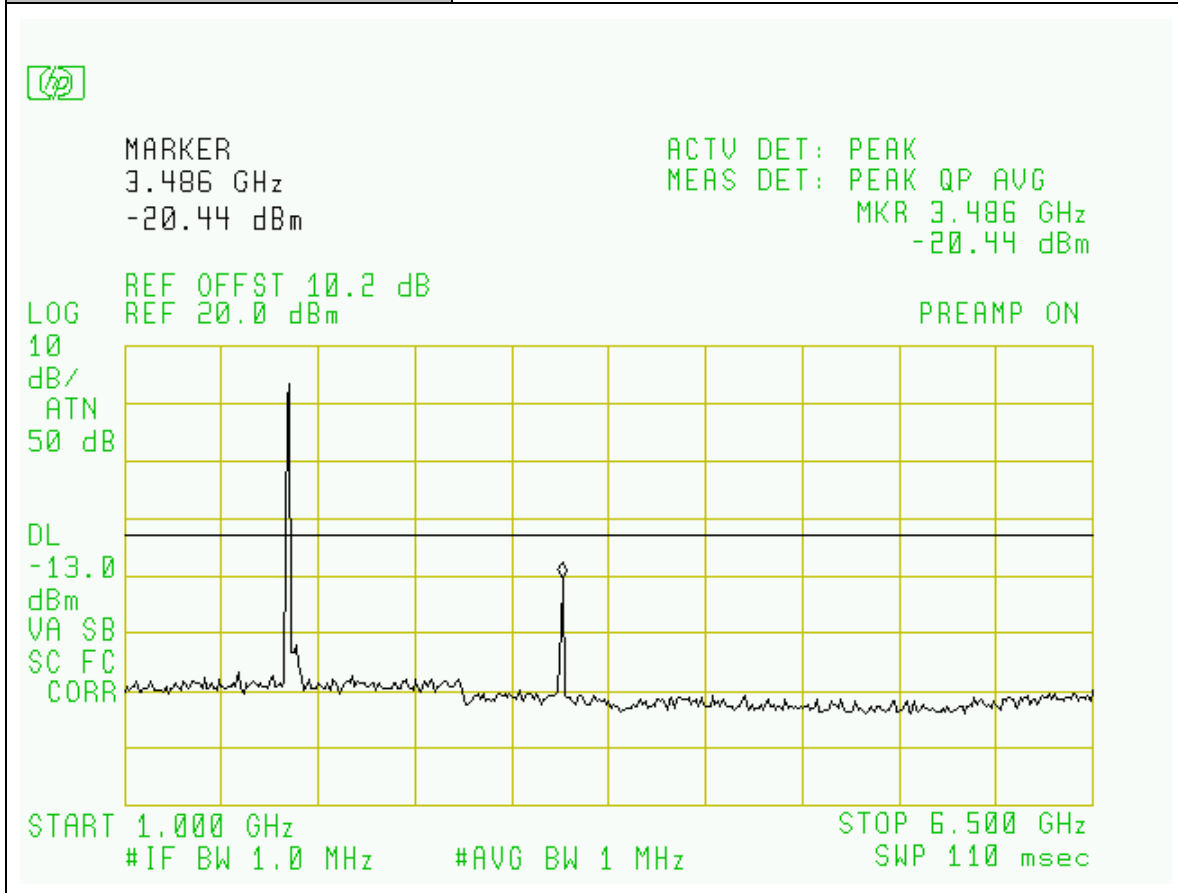
Project Number:	0048-050720-01
EUT:	Shyam Dual Band Home Booster DBHB-20
SN:	DBHBCE001
Tested By:	Wei Li
Temperature:	70°F
Humidity:	30%

Section:	Spurious Emissions at Antenna Terminals: PCS Bands / CDMA Modulation
Plot Name:	Downlink, Low-Channel
Configuration:	SG Input: -50dBm, Output Port: EUT MOBILE



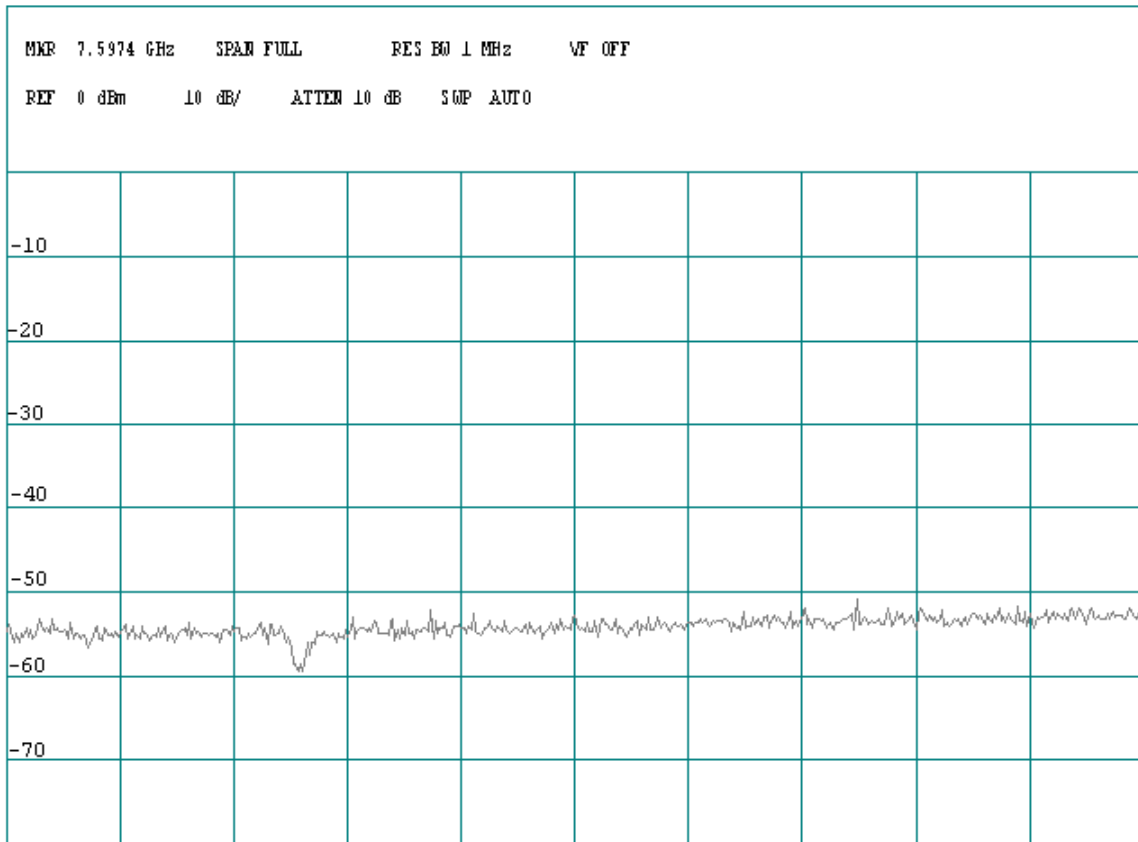
Project Number:	0048-050720-01
EUT:	Shyam Dual Band Home Booster DBHB-20
SN:	DBHBCE001
Tested By:	Wei Li
Temperature:	70°F
Humidity:	30%

Section:	Spurious Emissions at Antenna Terminals: PCS Bands / CDMA Modulation
Plot Name:	Downlink, Low-Channel
Configuration:	SG Input: -50dBm, Output Port: EUT MOBILE



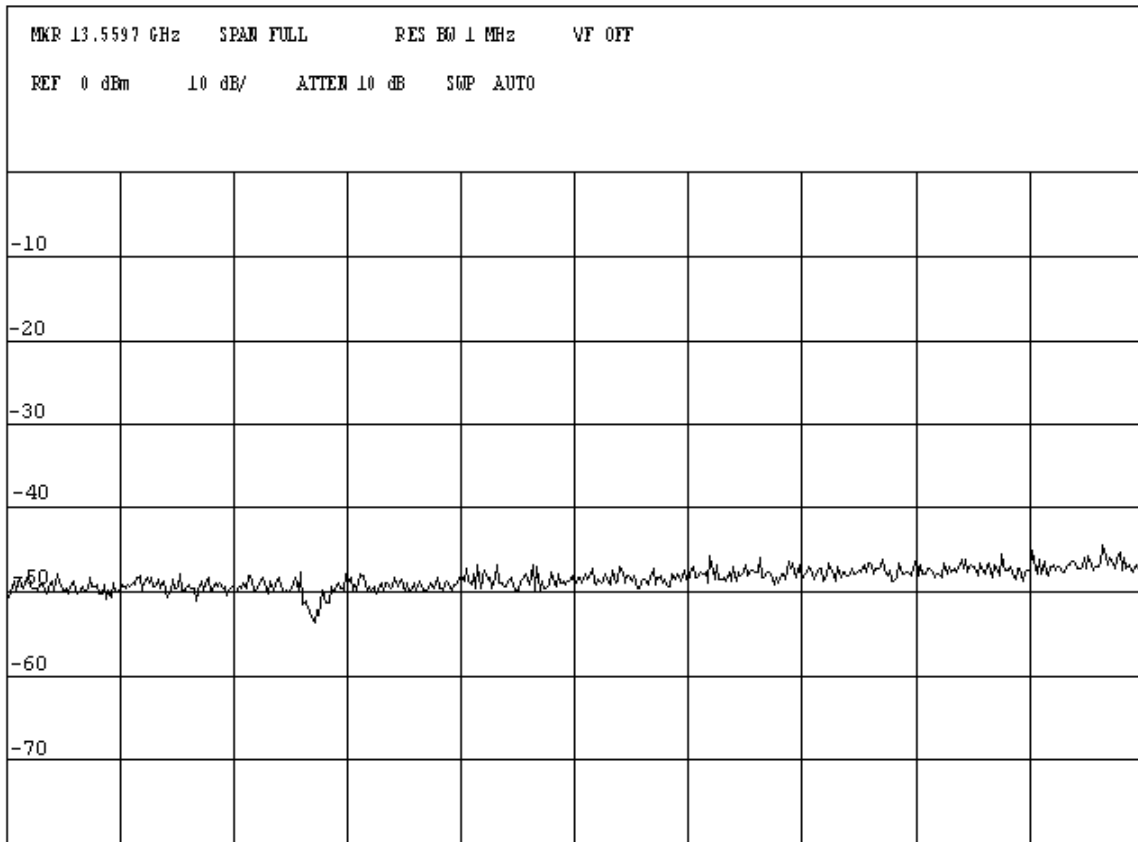
Project Number:	0048-050720-01
EUT:	Shyam Dual Band Home Booster DBHB-20
SN:	DBHBCE001
Tested By:	Wei Li
Temperature:	70° F
Humidity:	30%

Section:	Spurious Emissions at Antenna Terminals: PCS Bands / CDMA Modulation
Plot Name:	Downlink, Low-Channel
Configuration:	SG Input: -50dBm, Output Port: EUT MOBILE



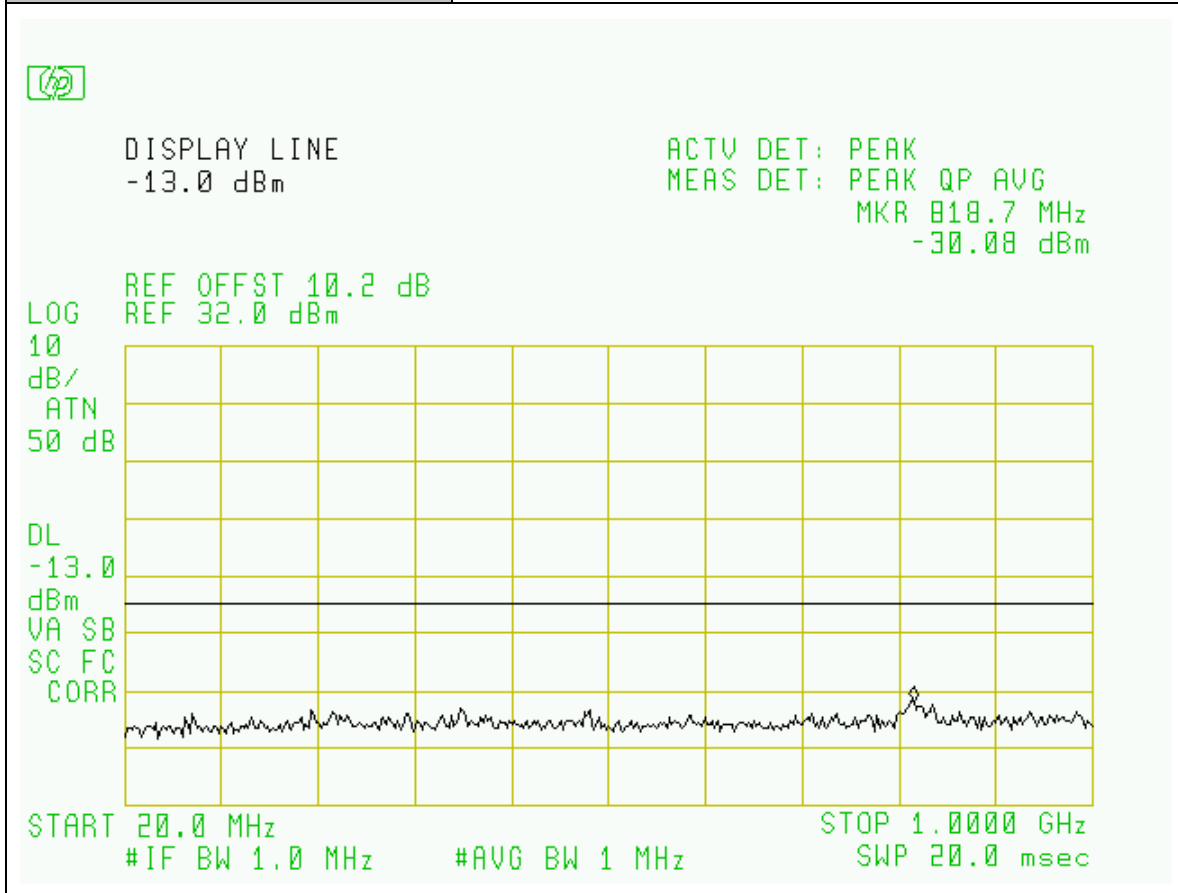
Project Number:	0048-050720-01
EUT:	Shyam Dual Band Home Booster DBHB-20
SN:	DBHBCE001
Tested By:	Wei Li
Temperature:	70° F
Humidity:	30%

Section:	Spurious Emissions at Antenna Terminals: PCS Bands / CDMA Modulation
Plot Name:	Downlink, Low-Channel
Configuration:	SG Input: -50dBm, Output Port: EUT MOBILE



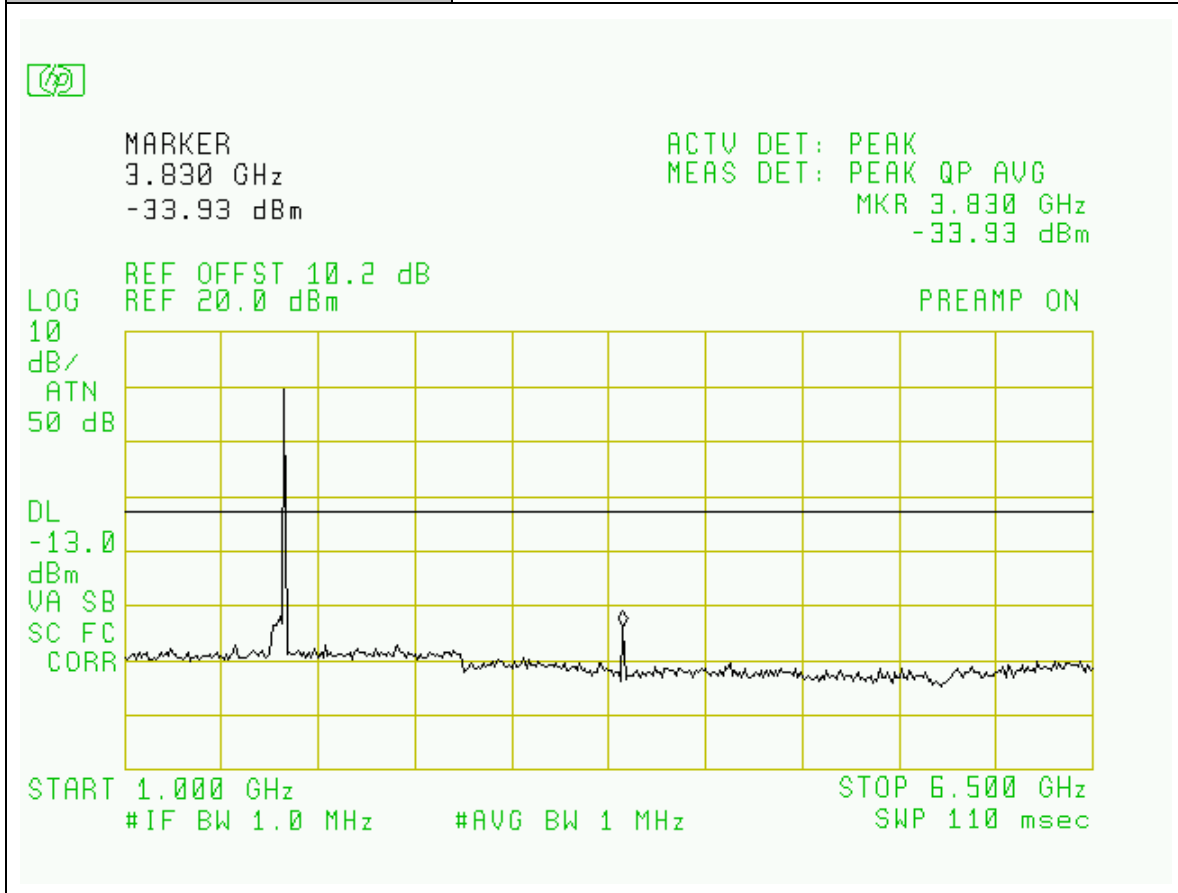
Project Number:	0048-050720-01
EUT:	Shyam Dual Band Home Booster DBHB-20
SN:	DBHBCE001
Tested By:	Edward Lee
Temperature:	70° F
Humidity:	30%

Section:	Spurious Emissions at Antenna Terminals: PCS Bands / GSM Modulation
Plot Name:	Uplink, Hi-Channel
Configuration:	SG Input: -50dBm, Output Port: EUT BTS



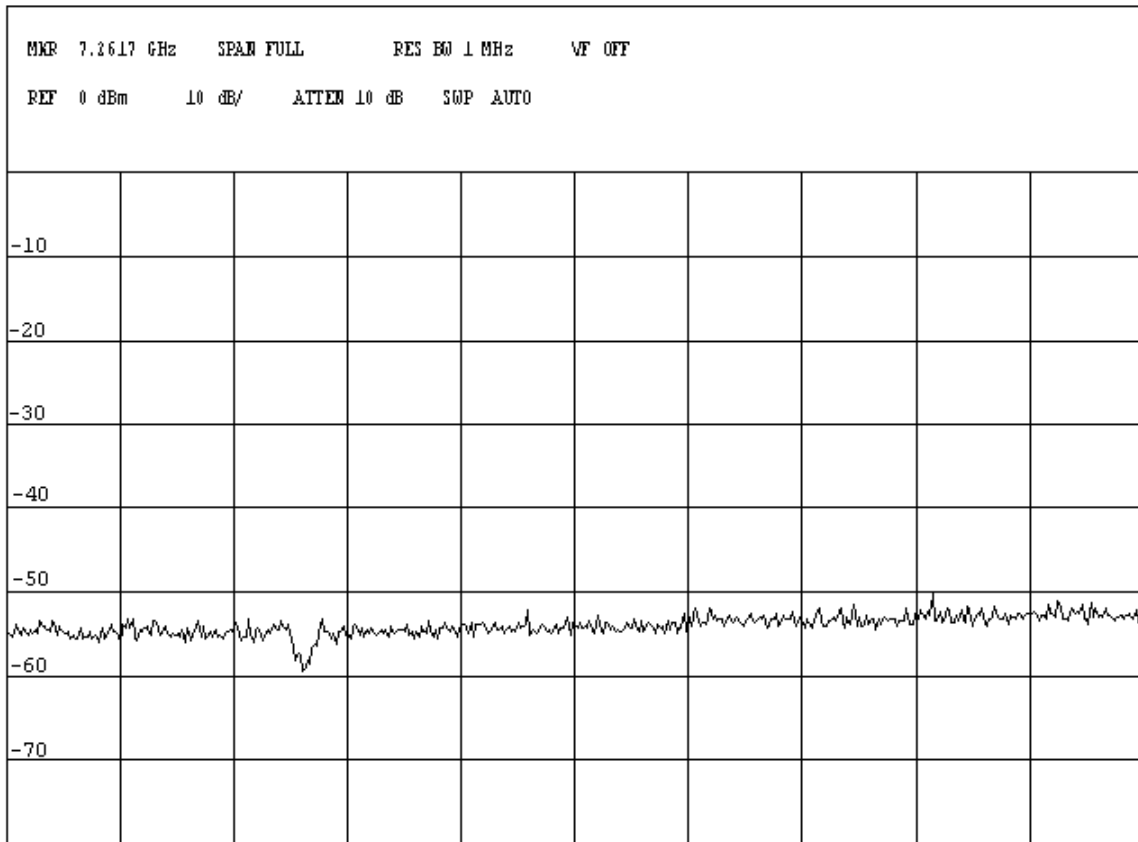
Project Number:	0048-050720-01
EUT:	Shyam Dual Band Home Booster DBHB-20
SN:	DBHBCE001
Tested By:	Edward Lee
Temperature:	70° F
Humidity:	30%

Section:	Spurious Emissions at Antenna Terminals: PCS Bands / GSM Modulation
Plot Name:	Uplink, Hi-Channel
Configuration:	SG Input: -50dBm, Output Port: EUT BTS



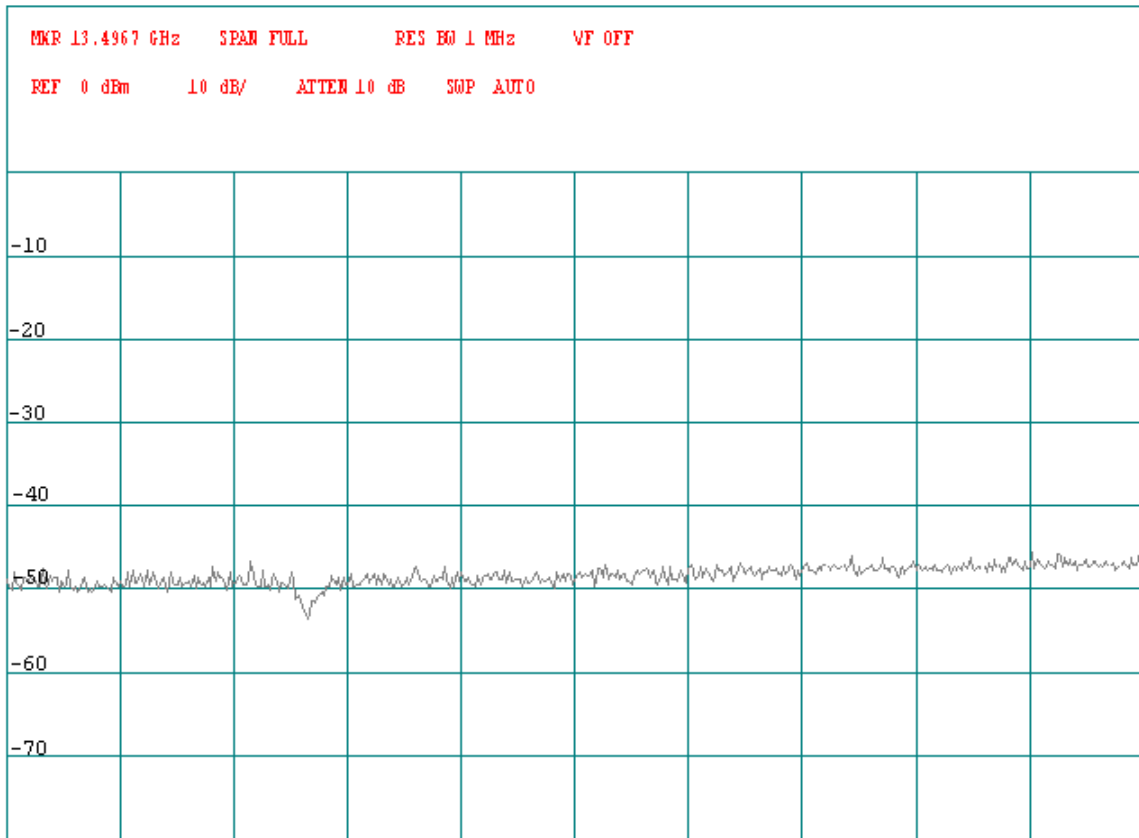
Project Number:	0048-050720-01
EUT:	Shyam Dual Band Home Booster DBHB-20
SN:	DBHBCE001
Tested By:	Edward Lee
Temperature:	70° F
Humidity:	30%

Section:	Spurious Emissions at Antenna Terminals: PCS Bands / GSM Modulation
Plot Name:	Uplink, Hi-Channel
Configuration:	SG Input: -50dBm, Output Port: EUT BTS



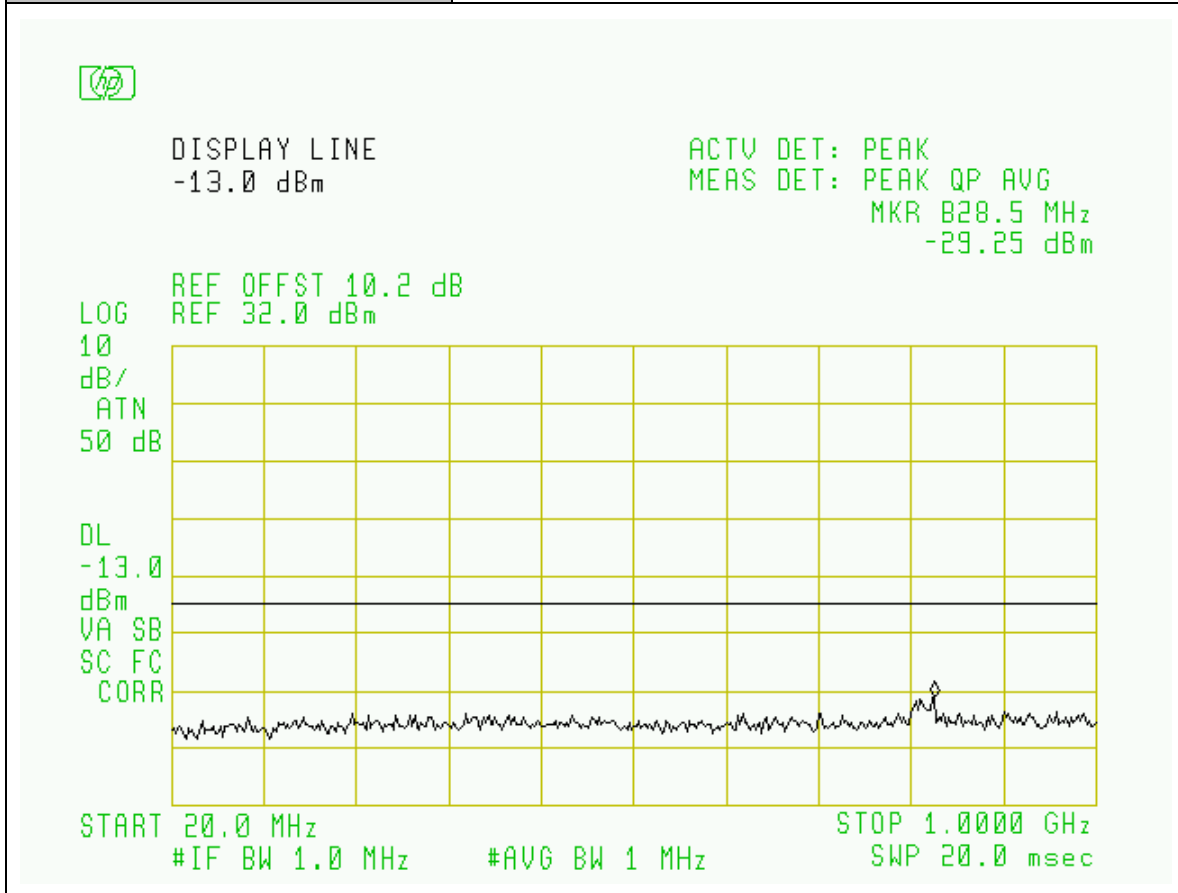
Project Number:	0048-050720-01
EUT:	Shyam Dual Band Home Booster DBHB-20
SN:	DBHBCE001
Tested By:	Edward Lee
Temperature:	70° F
Humidity:	30%

Section:	Spurious Emissions at Antenna Terminals: PCS Bands / GSM Modulation
Plot Name:	Uplink, Hi-Channel
Configuration:	SG Input: -50dBm, Output Port: EUT BTS



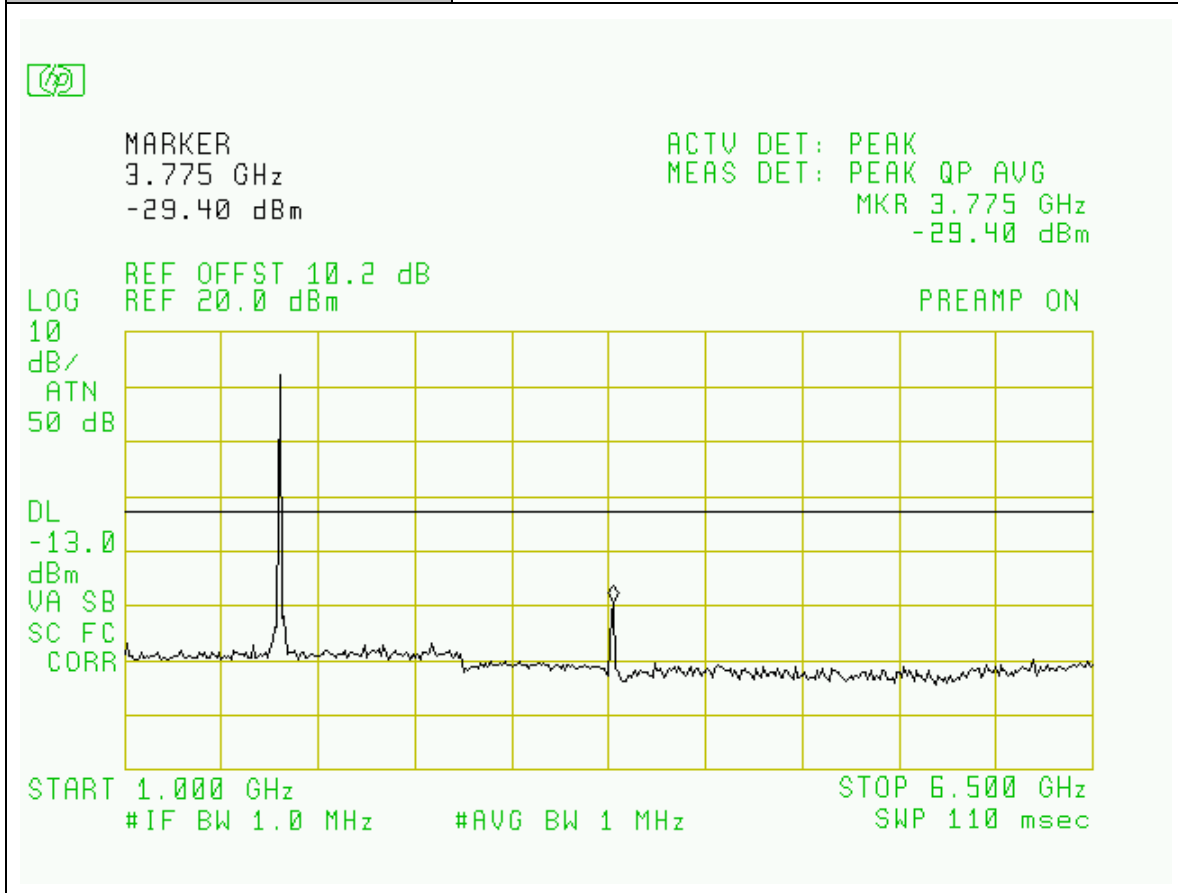
Project Number:	0048-050720-01
EUT:	Shyam Dual Band Home Booster DBHB-20
SN:	DBHBCE001
Tested By:	Edward Lee
Temperature:	70° F
Humidity:	30%

Section:	Spurious Emissions at Antenna Terminals: PCS Bands / GSM Modulation
Plot Name:	Uplink, Mid-Channel
Configuration:	SG Input: -50dBm, Output Port: EUT BTS



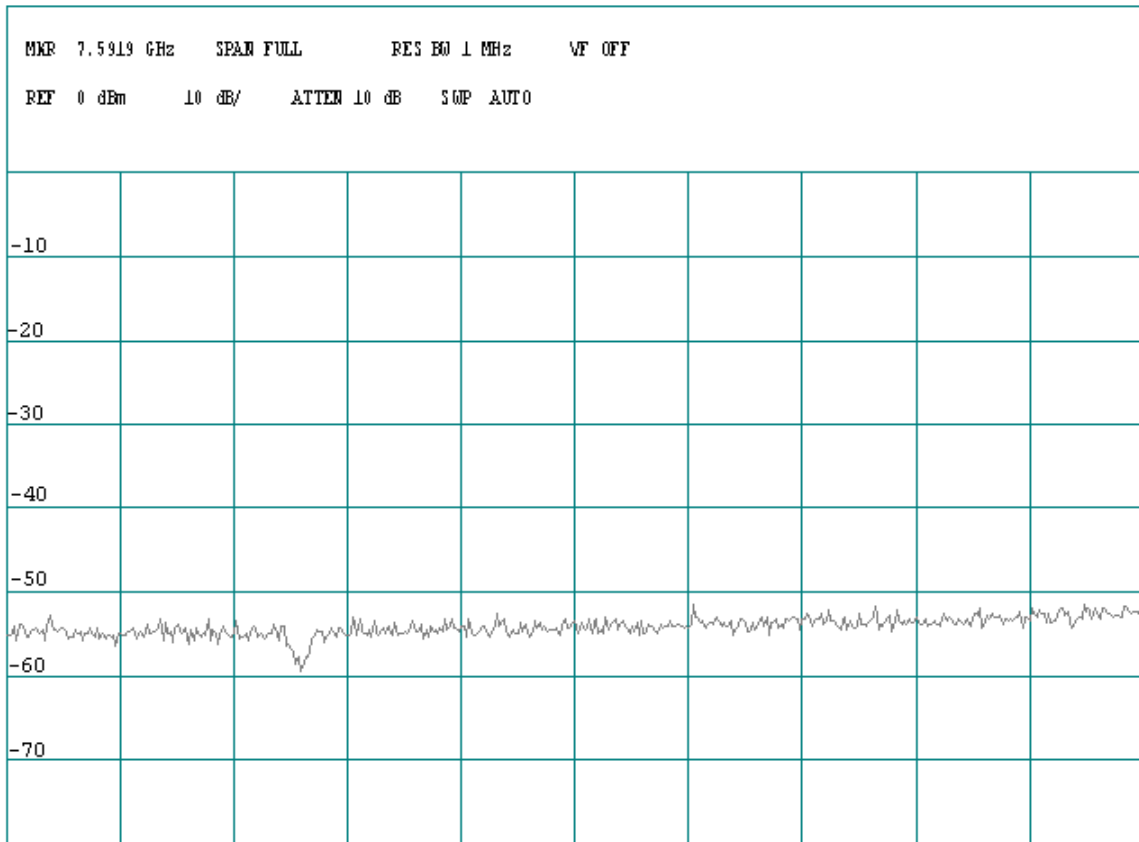
Project Number:	0048-050720-01
EUT:	Shyam Dual Band Home Booster DBHB-20
SN:	DBHBCE001
Tested By:	Edward Lee
Temperature:	70° F
Humidity:	30%

Section:	Spurious Emissions at Antenna Terminals: PCS Bands / GSM Modulation
Plot Name:	Uplink, Mid-Channel
Configuration:	SG Input: -50dBm, Output Port: EUT BTS



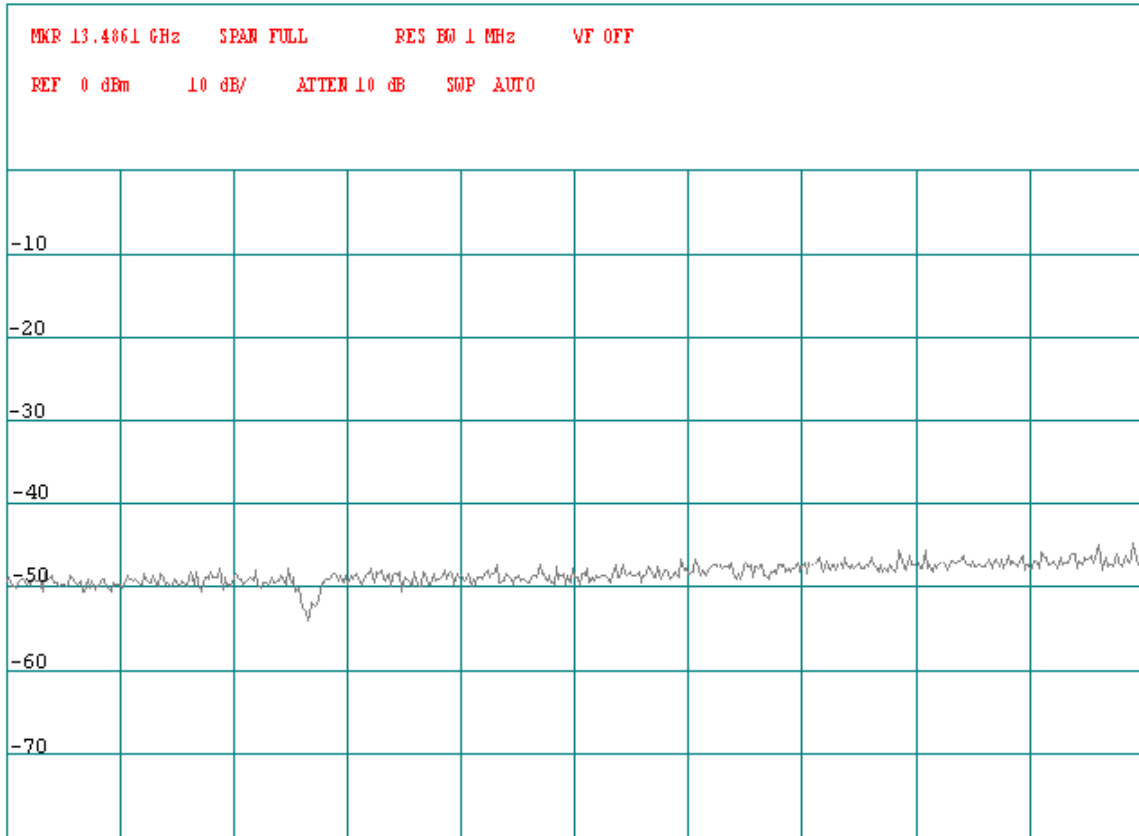
Project Number:	0048-050720-01
EUT:	Shyam Dual Band Home Booster DBHB-20
SN:	DBHBCE001
Tested By:	Edward Lee
Temperature:	70° F
Humidity:	30%

Section:	Spurious Emissions at Antenna Terminals: PCS Bands / GSM Modulation
Plot Name:	Uplink, Mid-Channel
Configuration:	SG Input: -50dBm, Output Port: EUT BTS



Project Number:	0048-050720-01
EUT:	Shyam Dual Band Home Booster DBHB-20
SN:	DBHBCE001
Tested By:	Edward Lee
Temperature:	70° F
Humidity:	30%

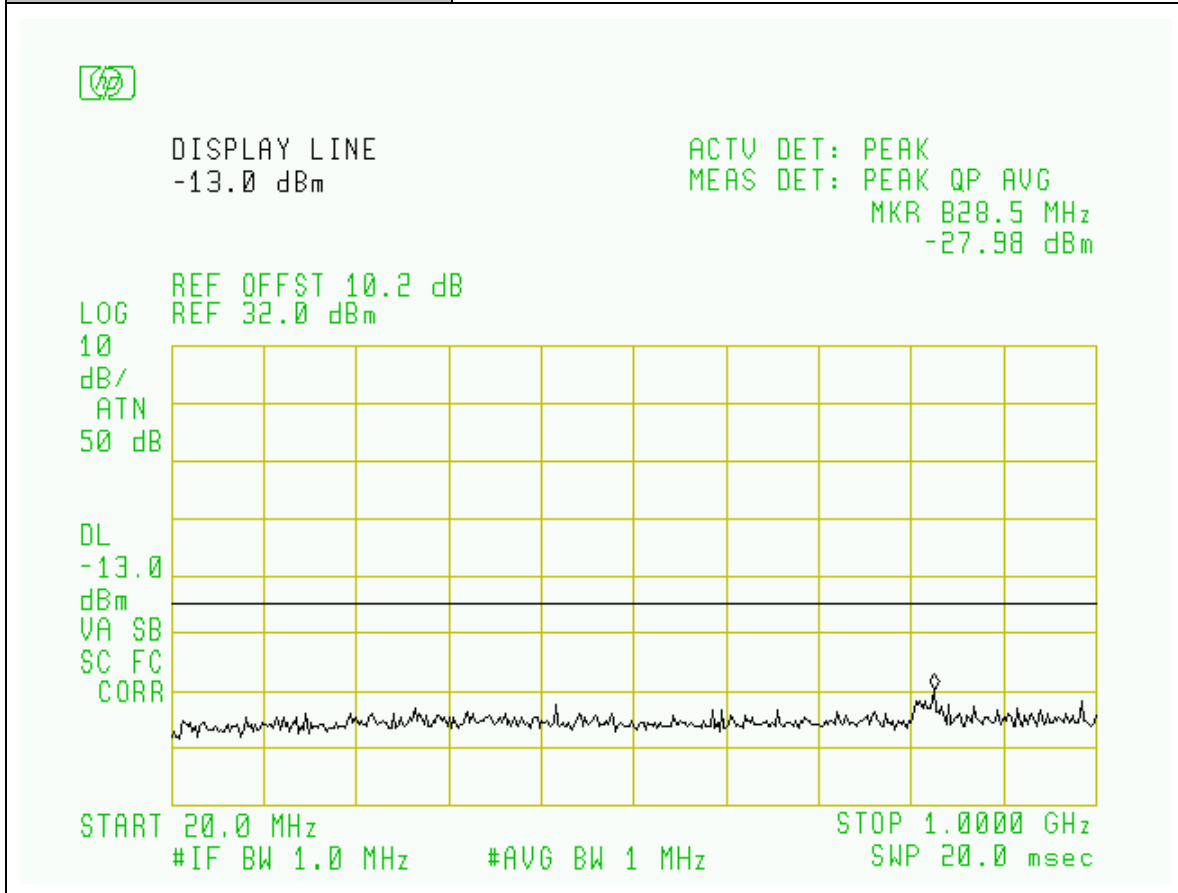
Section:	Spurious Emissions at Antenna Terminals: PCS Bands / GSM Modulation
Plot Name:	Uplink, Mid-Channel
Configuration:	SG Input: -50dBm, Output Port: EUT BTS



START 10.5000 GHz STOP 22.0000 GHz

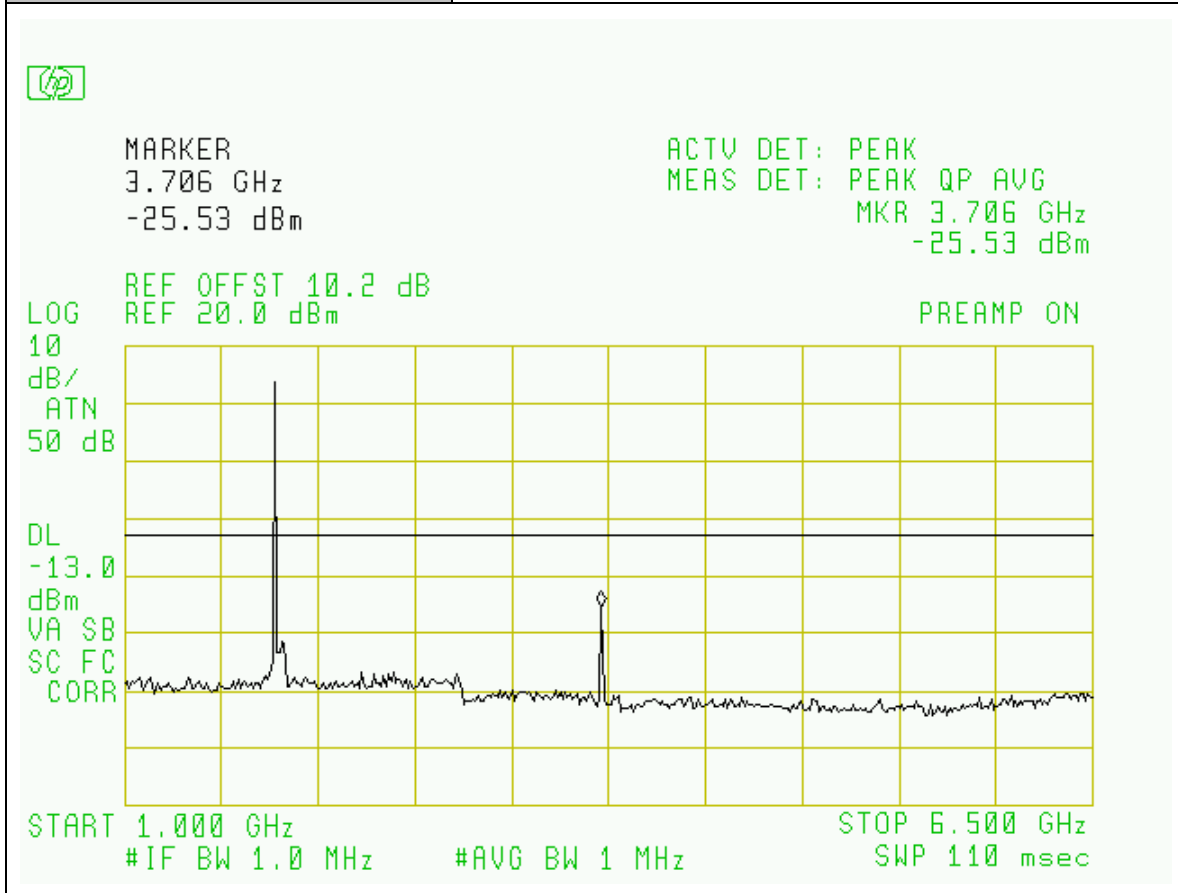
Project Number:	0048-050720-01
EUT:	Shyam Dual Band Home Booster DBHB-20
SN:	DBHBCE001
Tested By:	Edward Lee
Temperature:	70° F
Humidity:	30%

Section:	Spurious Emissions at Antenna Terminals: PCS Bands / GSM Modulation
Plot Name:	Uplink, Low-Channel
Configuration:	SG Input: -50dBm, Output Port: EUT BTS



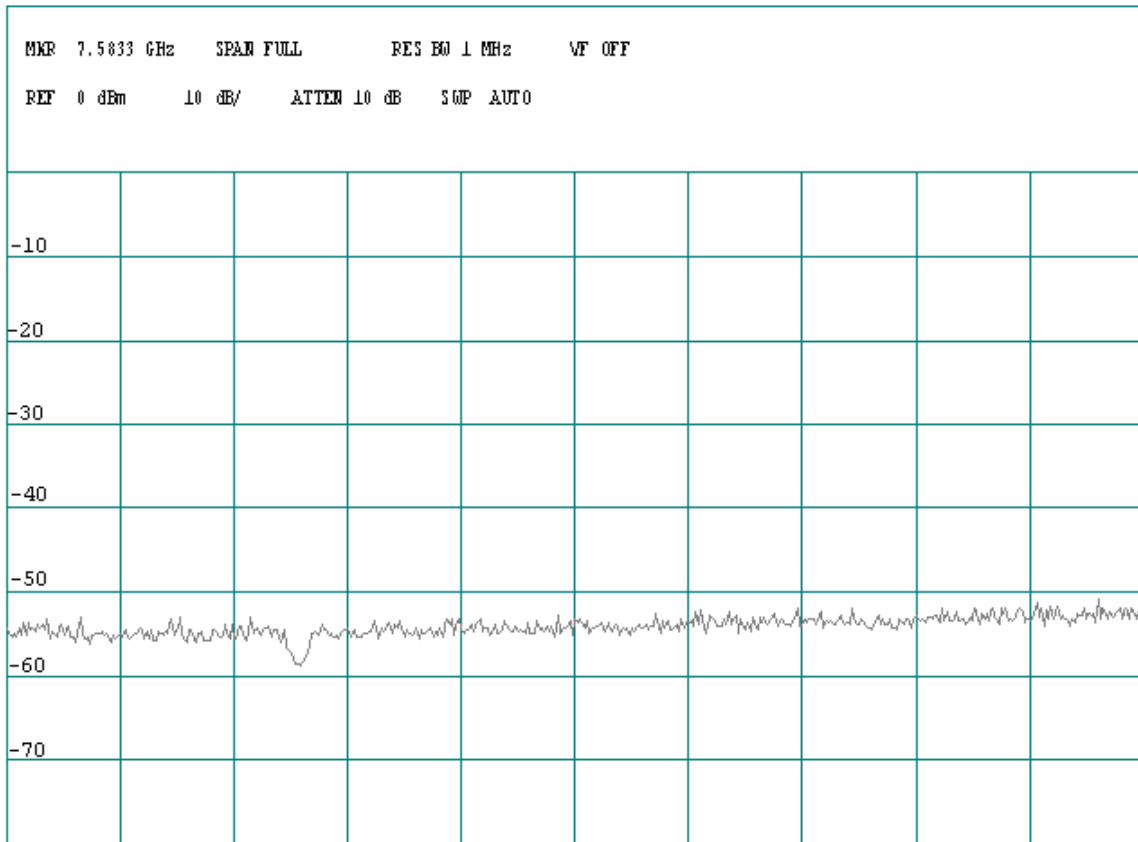
Project Number:	0048-050720-01
EUT:	Shyam Dual Band Home Booster DBHB-20
SN:	DBHBCE001
Tested By:	Edward Lee
Temperature:	70° F
Humidity:	30%

Section:	Spurious Emissions at Antenna Terminals: PCS Bands / GSM Modulation
Plot Name:	Uplink, Low-Channel
Configuration:	SG Input: -50dBm, Output Port: EUT BTS



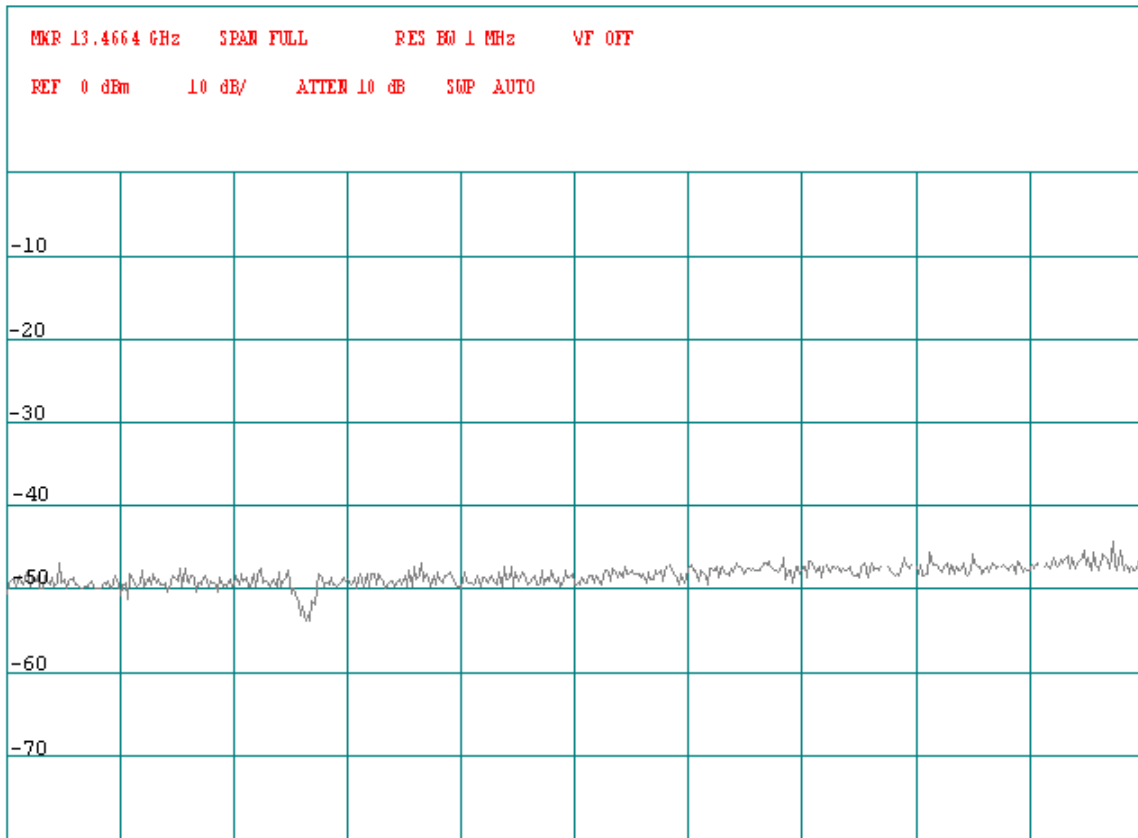
Project Number:	0048-050720-01
EUT:	Shyam Dual Band Home Booster DBHB-20
SN:	DBHBCE001
Tested By:	Edward Lee
Temperature:	70° F
Humidity:	30%

Section:	Spurious Emissions at Antenna Terminals: PCS Bands / GSM Modulation
Plot Name:	Uplink, Low-Channel
Configuration:	SG Input: -50dBm, Output Port: EUT BTS



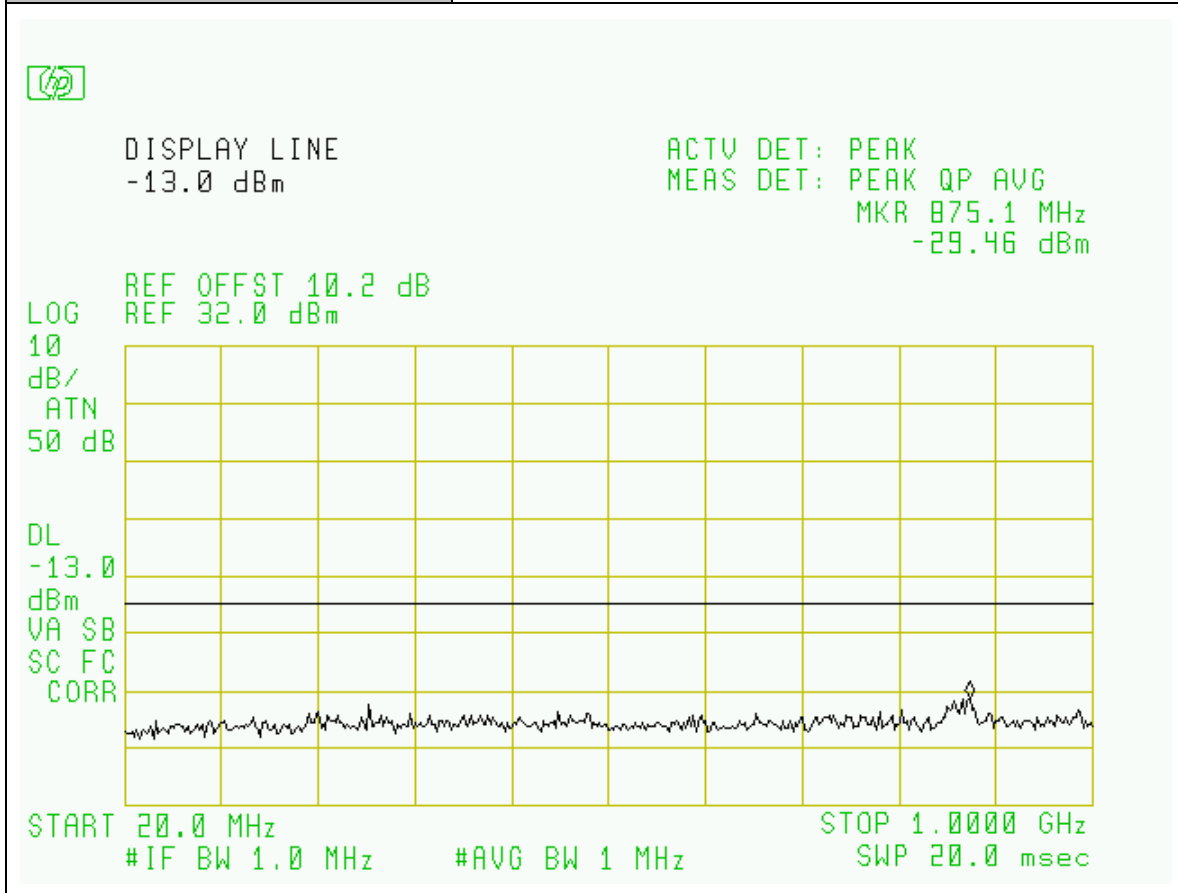
Project Number:	0048-050720-01
EUT:	Shyam Dual Band Home Booster DBHB-20
SN:	DBHBCE001
Tested By:	Edward Lee
Temperature:	70° F
Humidity:	30%

Section:	Spurious Emissions at Antenna Terminals: PCS Bands / GSM Modulation
Plot Name:	Uplink, Low-Channel
Configuration:	SG Input: -50dBm, Output Port: EUT BTS



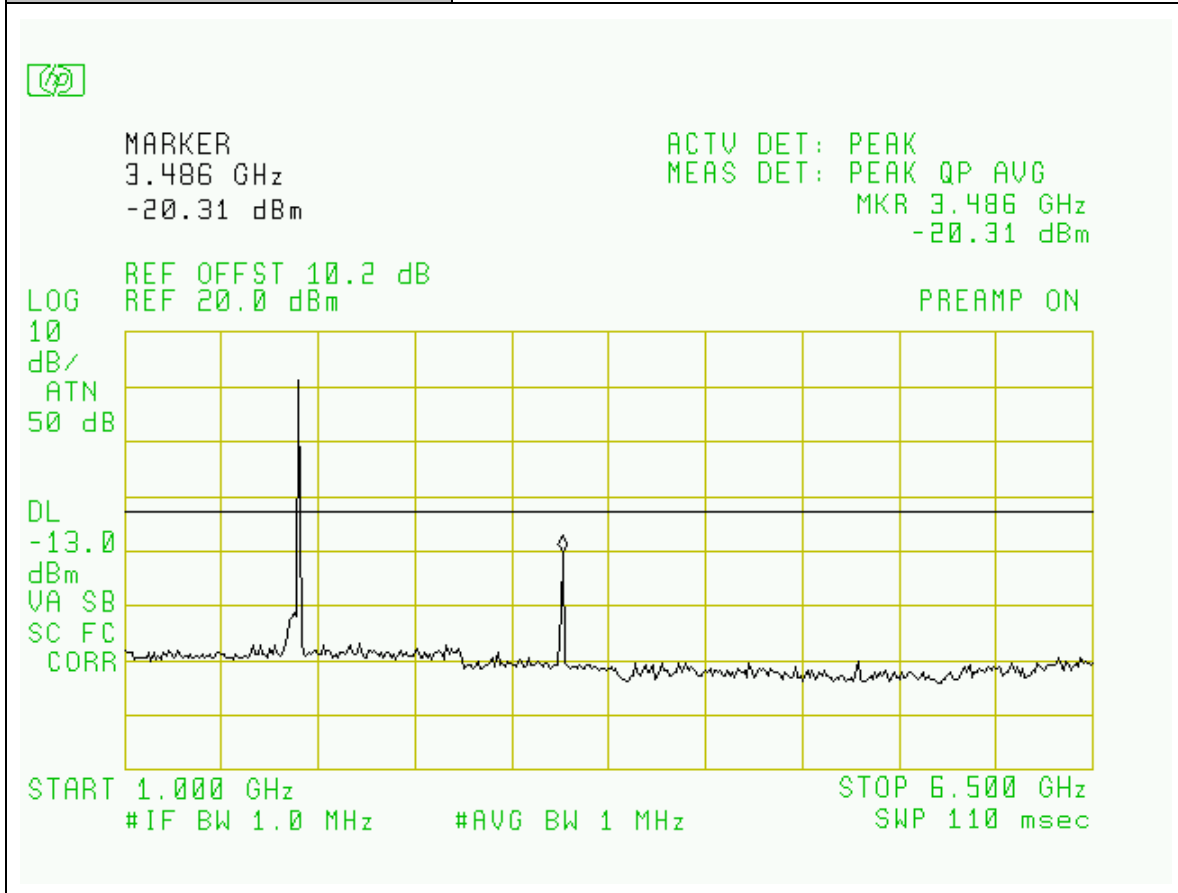
Project Number:	0048-050720-01
EUT:	Shyam Dual Band Home Booster DBHB-20
SN:	DBHBCE001
Tested By:	Edward Lee
Temperature:	70° F
Humidity:	30%

Section:	Spurious Emissions at Antenna Terminals: PCS Bands / GSM Modulation
Plot Name:	Downlink, Hi-Channel
Configuration:	SG Input: -50dBm, Output Port: EUT MOBILE



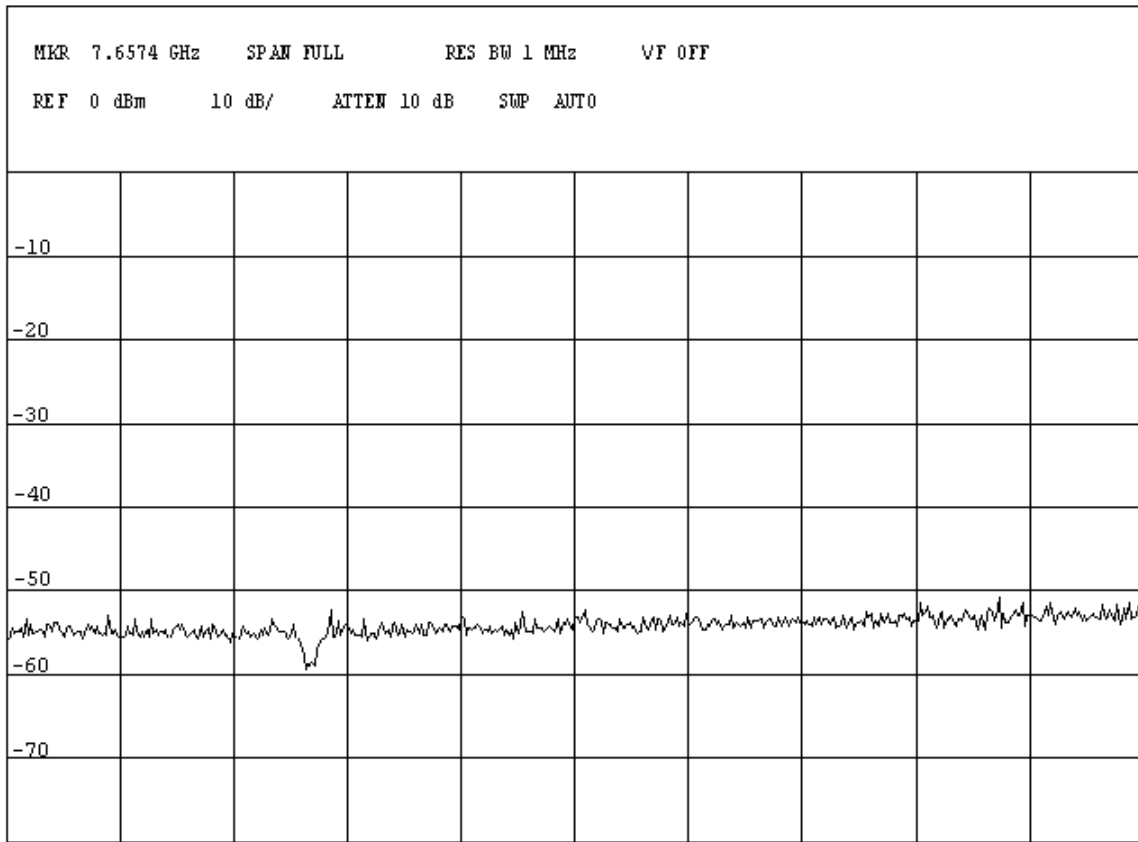
Project Number:	0048-050720-01
EUT:	Shyam Dual Band Home Booster DBHB-20
SN:	DBHBCE001
Tested By:	Edward Lee
Temperature:	70° F
Humidity:	30%

Section:	Spurious Emissions at Antenna Terminals: PCS Bands / GSM Modulation
Plot Name:	Downlink, Hi-Channel
Configuration:	SG Input: -50dBm, Output Port: EUT MOBILE



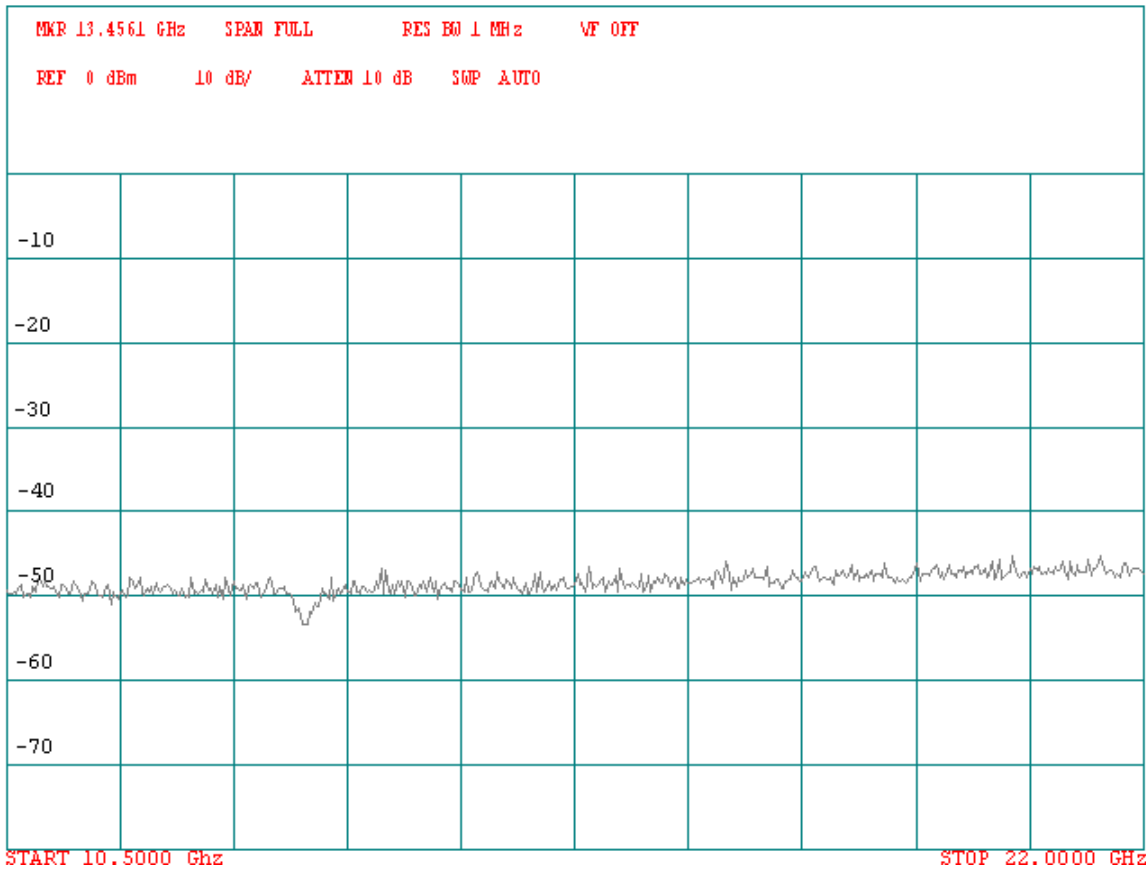
Project Number:	0048-050720-01
EUT:	Shyam Dual Band Home Booster DBHB-20
SN:	DBHBCE001
Tested By:	Edward Lee
Temperature:	70° F
Humidity:	30%

Section:	Spurious Emissions at Antenna Terminals: PCS Bands / GSM Modulation
Plot Name:	Downlink, Hi-Channel
Configuration:	SG Input: -50dBm, Output Port: EUT MOBILE



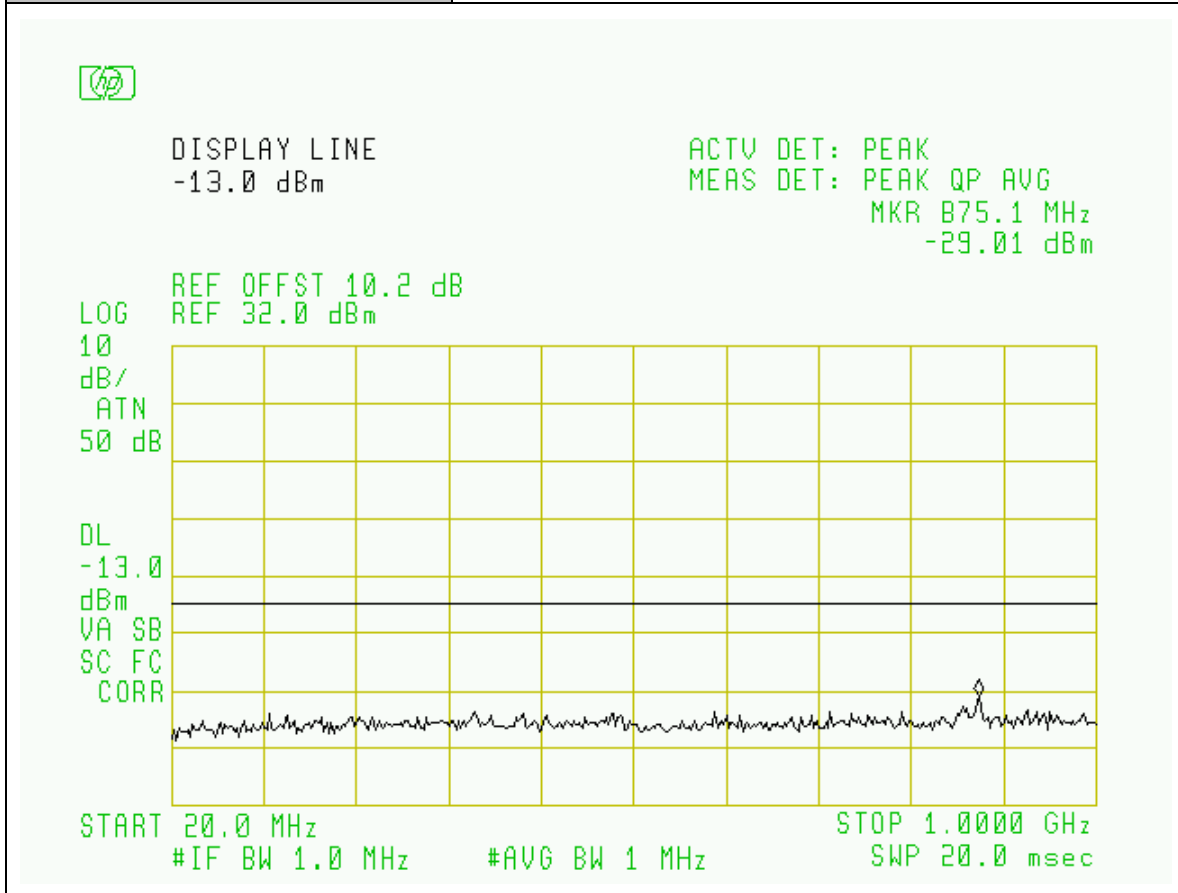
Project Number:	0048-050720-01
EUT:	Shyam Dual Band Home Booster DBHB-20
SN:	DBHBCE001
Tested By:	Edward Lee
Temperature:	70° F
Humidity:	30%

Section:	Spurious Emissions at Antenna Terminals: PCS Bands / GSM Modulation
Plot Name:	Downlink, Hi-Channel
Configuration:	SG Input: -50dBm, Output Port: EUT MOBILE



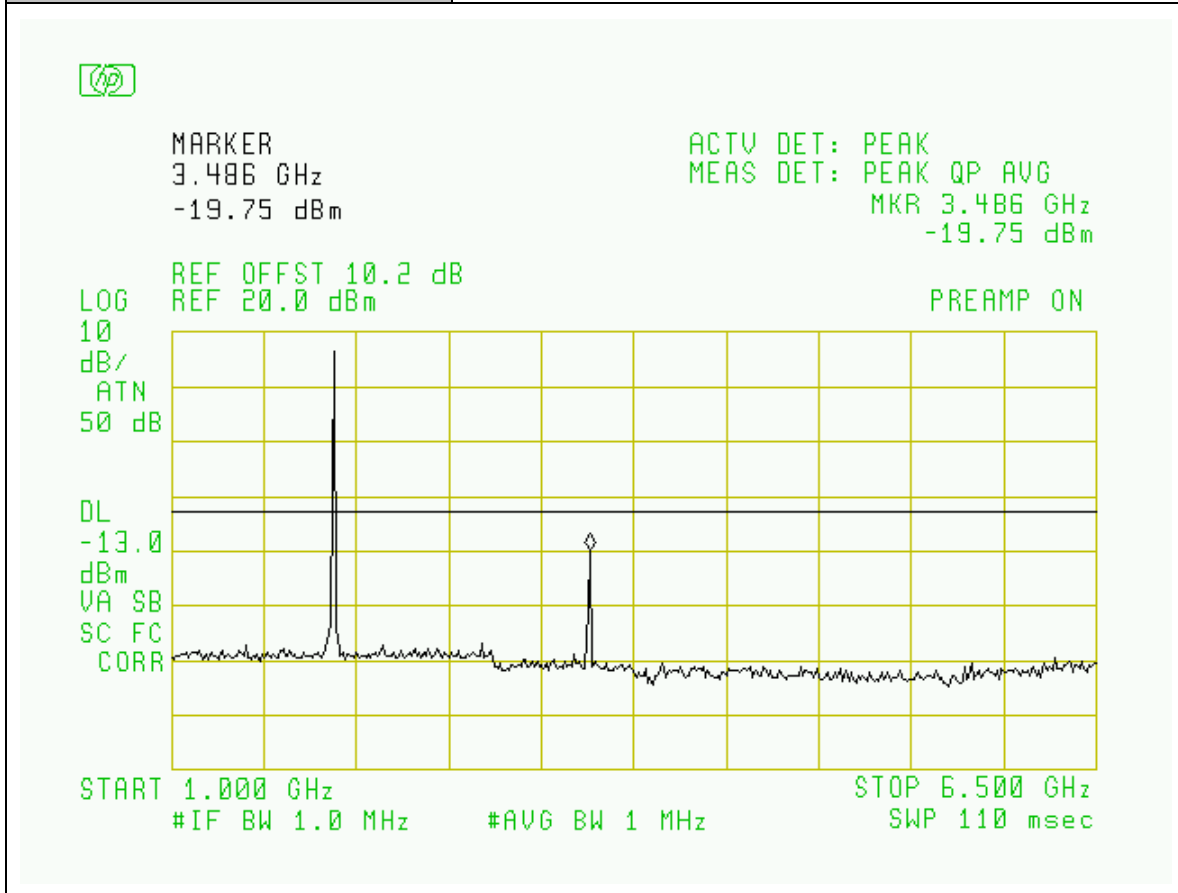
Project Number:	0048-050720-01
EUT:	Shyam Dual Band Home Booster DBHB-20
SN:	DBHBCE001
Tested By:	Edward Lee
Temperature:	70° F
Humidity:	30%

Section:	Spurious Emissions at Antenna Terminals: PCS Bands / GSM Modulation
Plot Name:	Downlink, Mid-Channel
Configuration:	SG Input: -50dBm, Output Port: EUT MOBILE



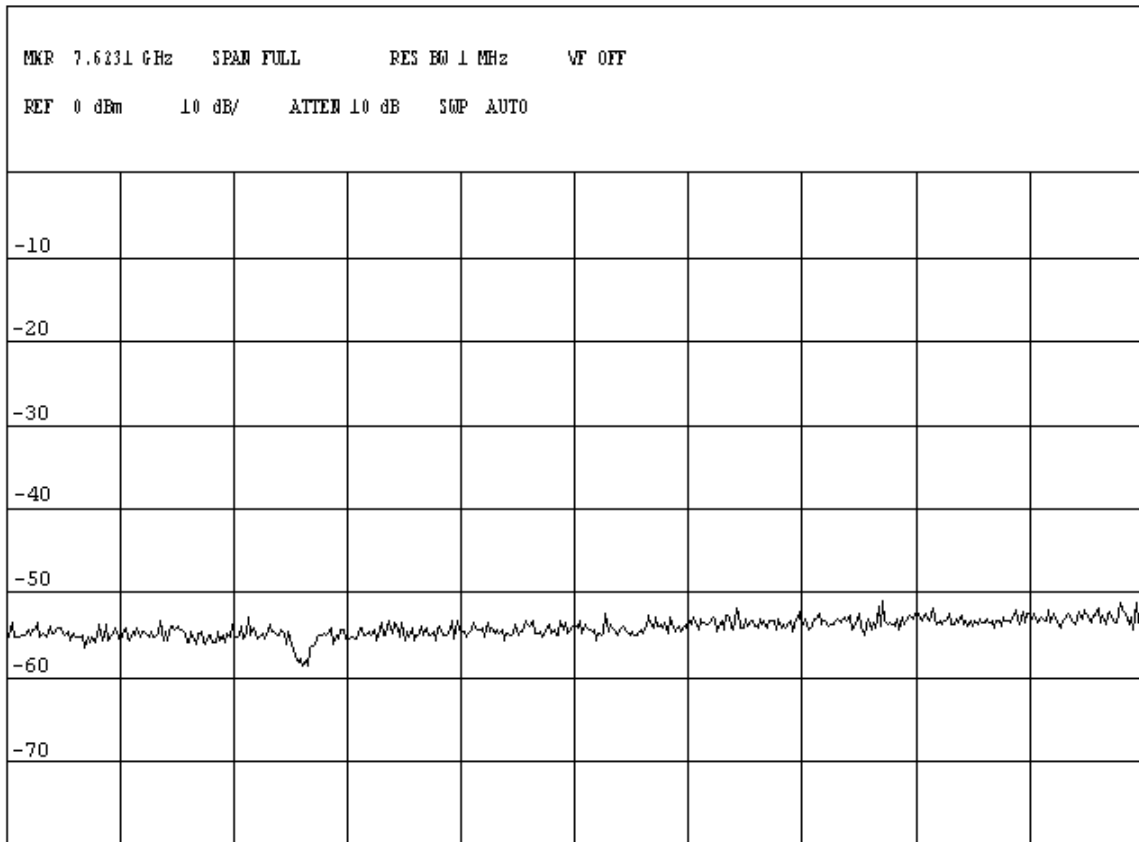
Project Number:	0048-050720-01
EUT:	Shyam Dual Band Home Booster DBHB-20
SN:	DBHBCE001
Tested By:	Edward Lee
Temperature:	70° F
Humidity:	30%

Section:	Spurious Emissions at Antenna Terminals: PCS Bands / GSM Modulation
Plot Name:	Downlink, Mid-Channel
Configuration:	SG Input: -50dBm, Output Port: EUT MOBILE



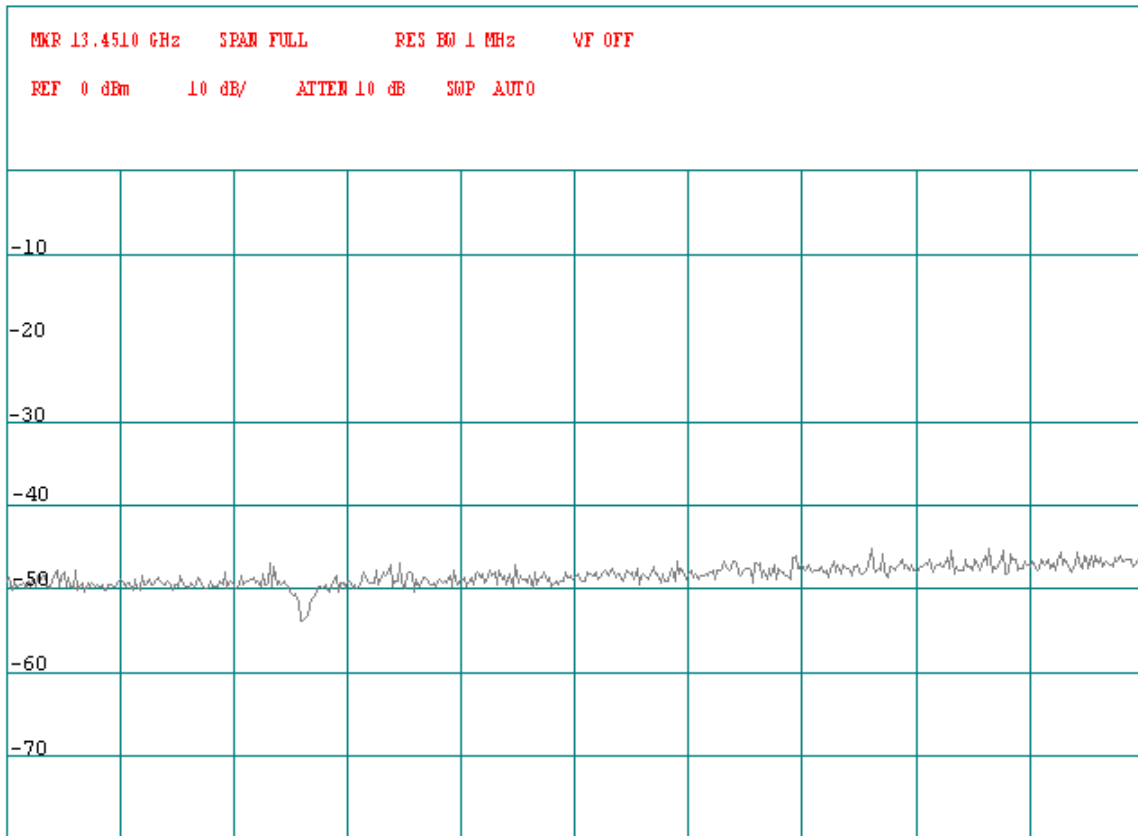
Project Number:	0048-050720-01
EUT:	Shyam Dual Band Home Booster DBHB-20
SN:	DBHBCE001
Tested By:	Edward Lee
Temperature:	70° F
Humidity:	30%

Section:	Spurious Emissions at Antenna Terminals: PCS Bands / GSM Modulation
Plot Name:	Downlink, Mid-Channel
Configuration:	SG Input: -50dBm, Output Port: EUT MOBILE



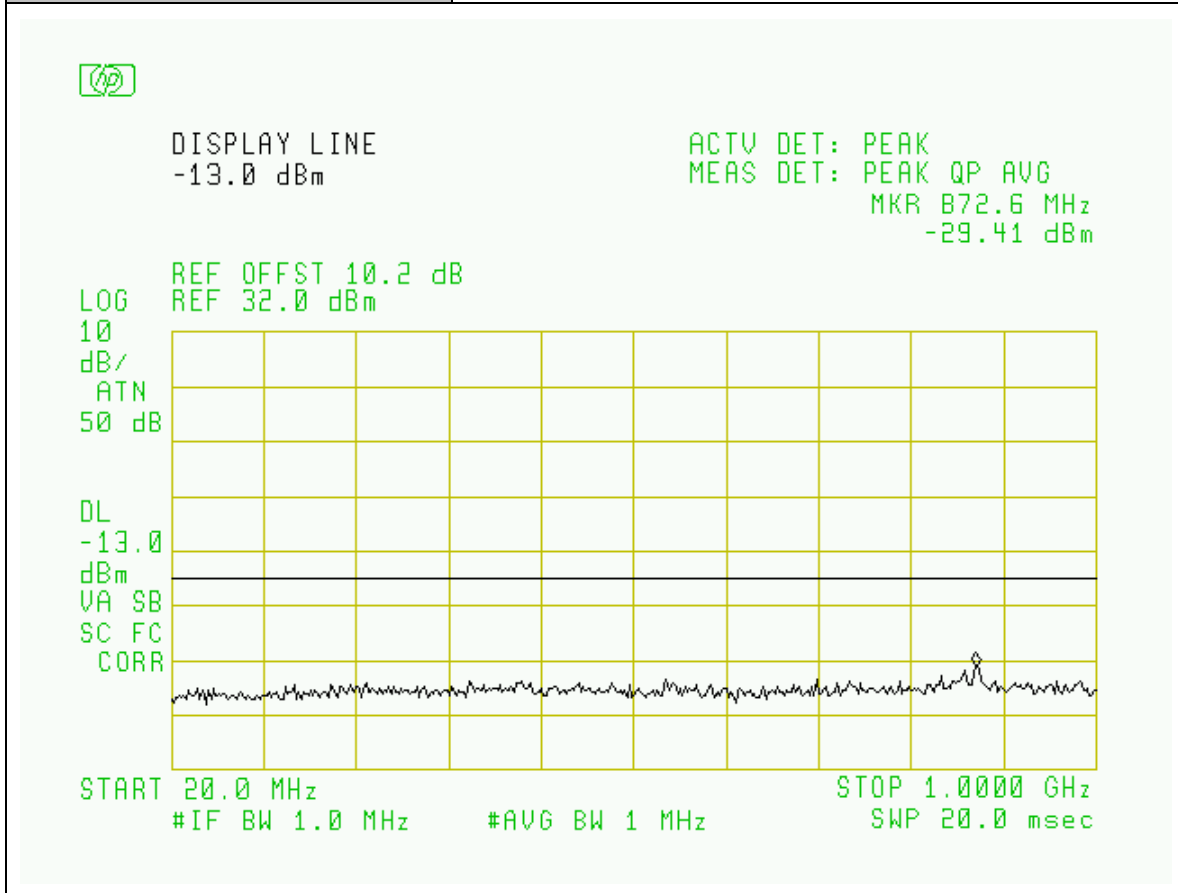
Project Number:	0048-050720-01
EUT:	Shyam Dual Band Home Booster DBHB-20
SN:	DBHBCE001
Tested By:	Edward Lee
Temperature:	70° F
Humidity:	30%

Section:	Spurious Emissions at Antenna Terminals: PCS Bands / GSM Modulation
Plot Name:	Downlink, Mid-Channel
Configuration:	SG Input: -50dBm, Output Port: EUT MOBILE



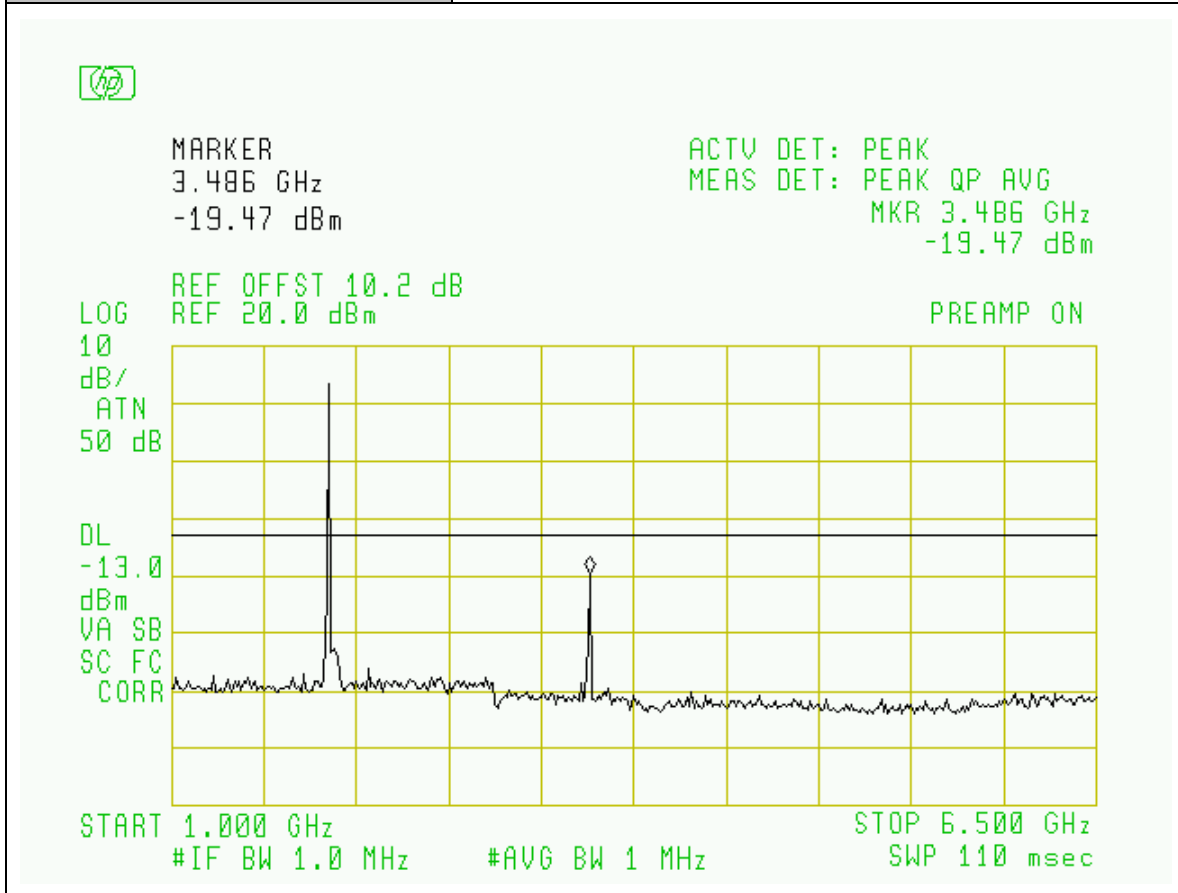
Project Number:	0048-050720-01
EUT:	Shyam Dual Band Home Booster DBHB-20
SN:	DBHBCE001
Tested By:	Edward Lee
Temperature:	70° F
Humidity:	30%

Section:	Spurious Emissions at Antenna Terminals: PCS Bands / GSM Modulation
Plot Name:	Downlink, Low-Channel
Configuration:	SG Input: -50dBm, Output Port: EUT MOBILE



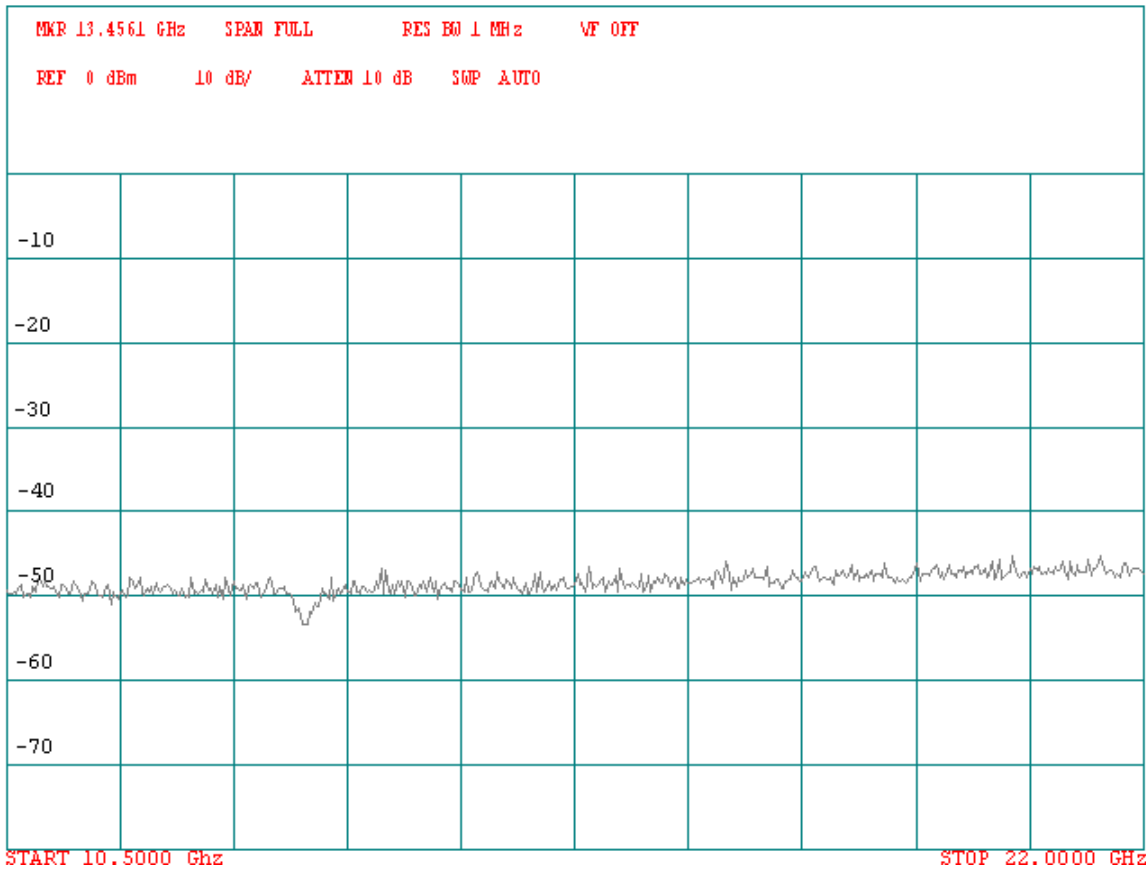
Project Number:	0048-050720-01
EUT:	Shyam Dual Band Home Booster DBHB-20
SN:	DBHBCE001
Tested By:	Edward Lee
Temperature:	70° F
Humidity:	30%

Section:	Spurious Emissions at Antenna Terminals: PCS Bands / GSM Modulation
Plot Name:	Downlink, Low-Channel
Configuration:	SG Input: -50dBm, Output Port: EUT MOBILE



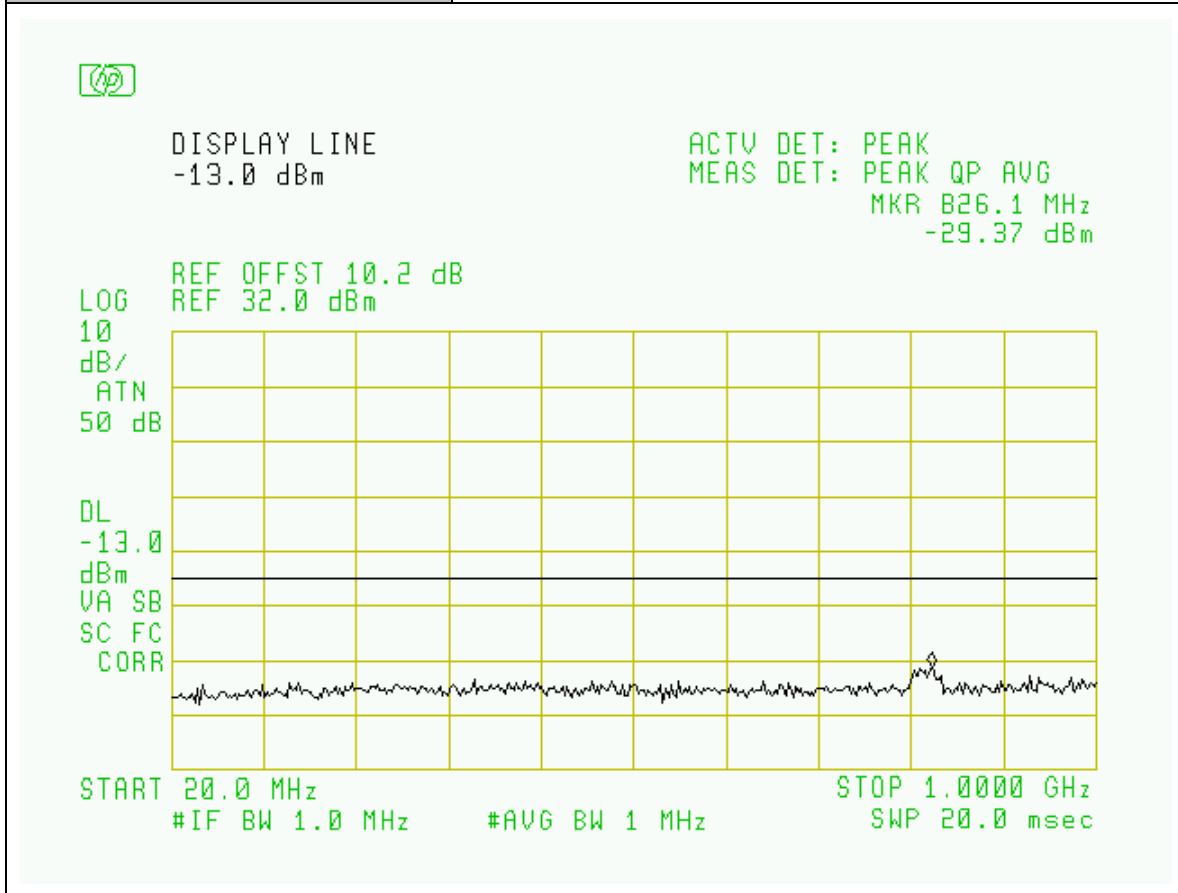
Project Number:	0048-050720-01
EUT:	Shyam Dual Band Home Booster DBHB-20
SN:	DBHBCE001
Tested By:	Edward Lee
Temperature:	70° F
Humidity:	30%

Section:	Spurious Emissions at Antenna Terminals: PCS Bands / GSM Modulation
Plot Name:	Downlink, Low-Channel
Configuration:	SG Input: -50dBm, Output Port: EUT MOBILE



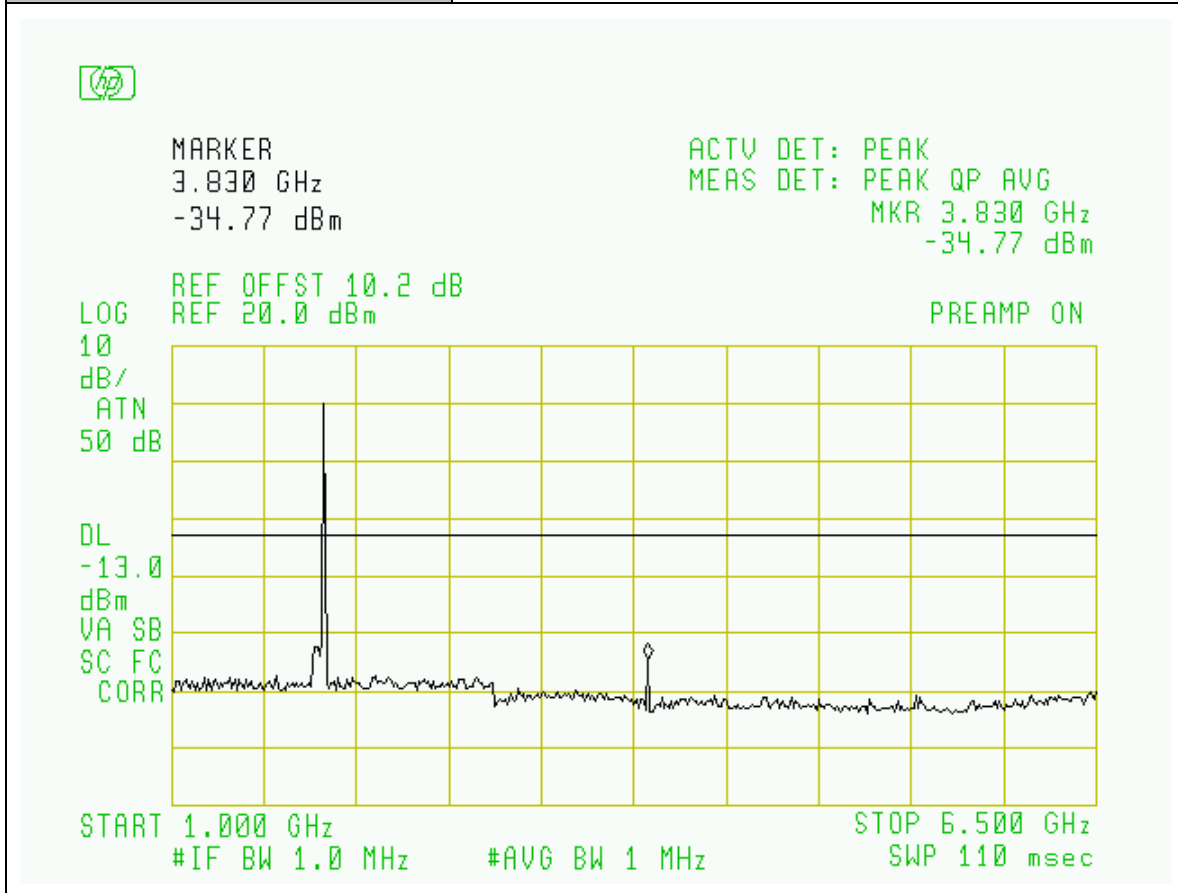
Project Number:	0048-050720-01
EUT:	Shyam Dual Band Home Booster DBHB-20
SN:	DBHBCE001
Tested By:	Edward Lee
Temperature:	70° F
Humidity:	30%

Section:	Spurious Emissions at Antenna Terminals: PCS Bands / EDGE Modulation
Plot Name:	Uplink, Hi-Channel
Configuration:	SG Input: -50dBm, Output Port: EUT BTS



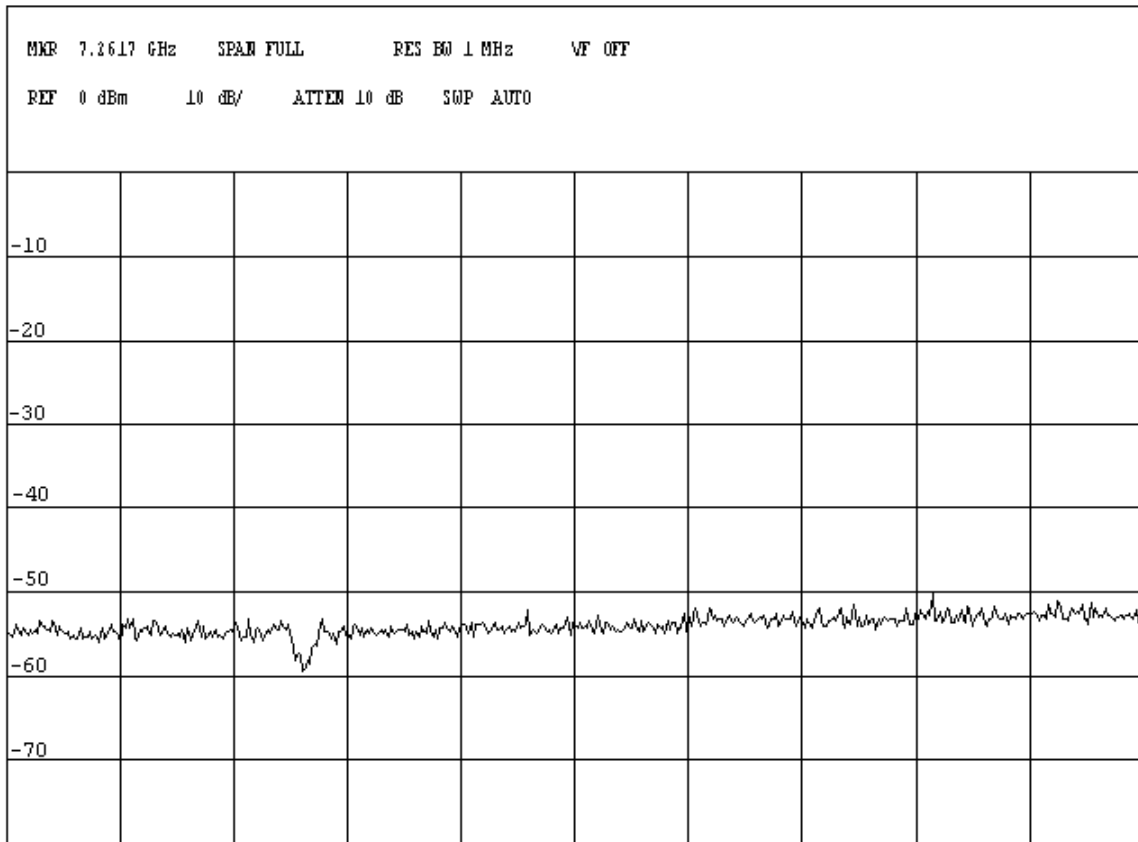
Project Number:	0048-050720-01
EUT:	Shyam Dual Band Home Booster DBHB-20
SN:	DBHBCE001
Tested By:	Edward Lee
Temperature:	70° F
Humidity:	30%

Section:	Spurious Emissions at Antenna Terminals: PCS Bands / EDGE Modulation
Plot Name:	Uplink, Hi-Channel
Configuration:	SG Input: -50dBm, Output Port: EUT BTS



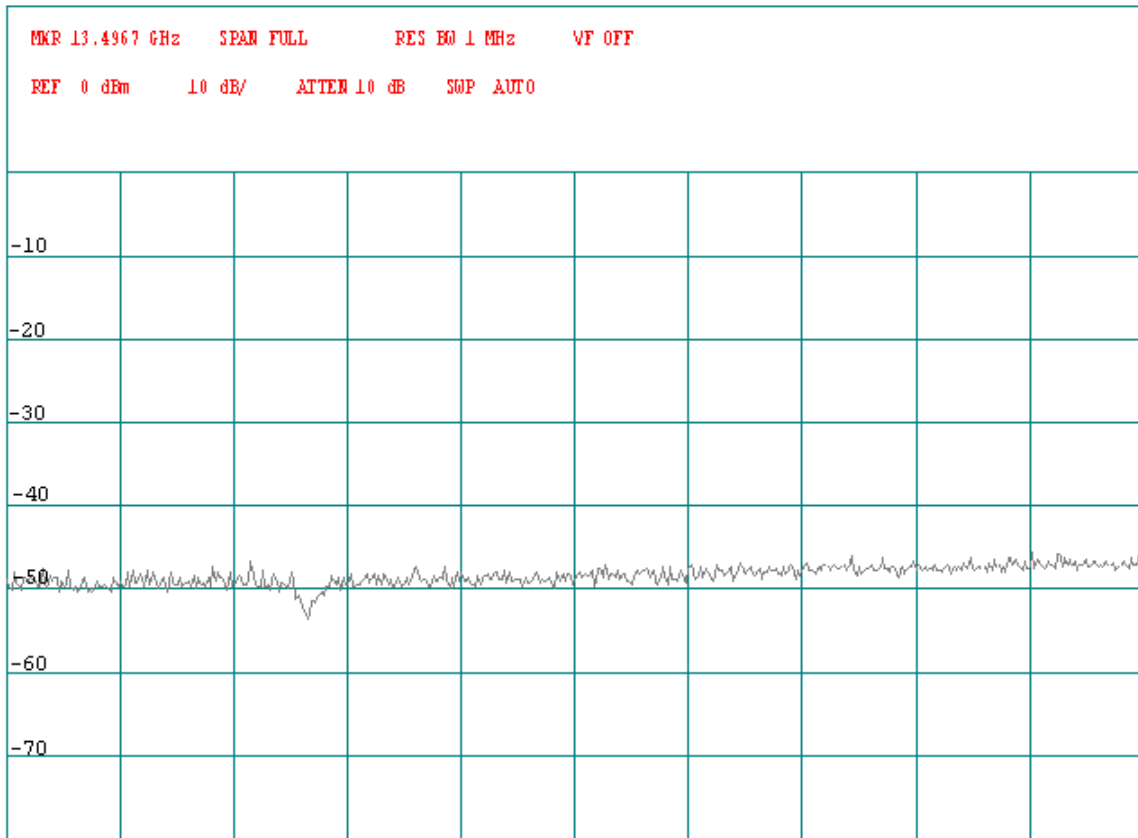
Project Number:	0048-050720-01
EUT:	Shyam Dual Band Home Booster DBHB-20
SN:	DBHBCE001
Tested By:	Edward Lee
Temperature:	70° F
Humidity:	30%

Section:	Spurious Emissions at Antenna Terminals: PCS Bands / EDGE Modulation
Plot Name:	Uplink, Hi-Channel
Configuration:	SG Input: -50dBm, Output Port: EUT BTS



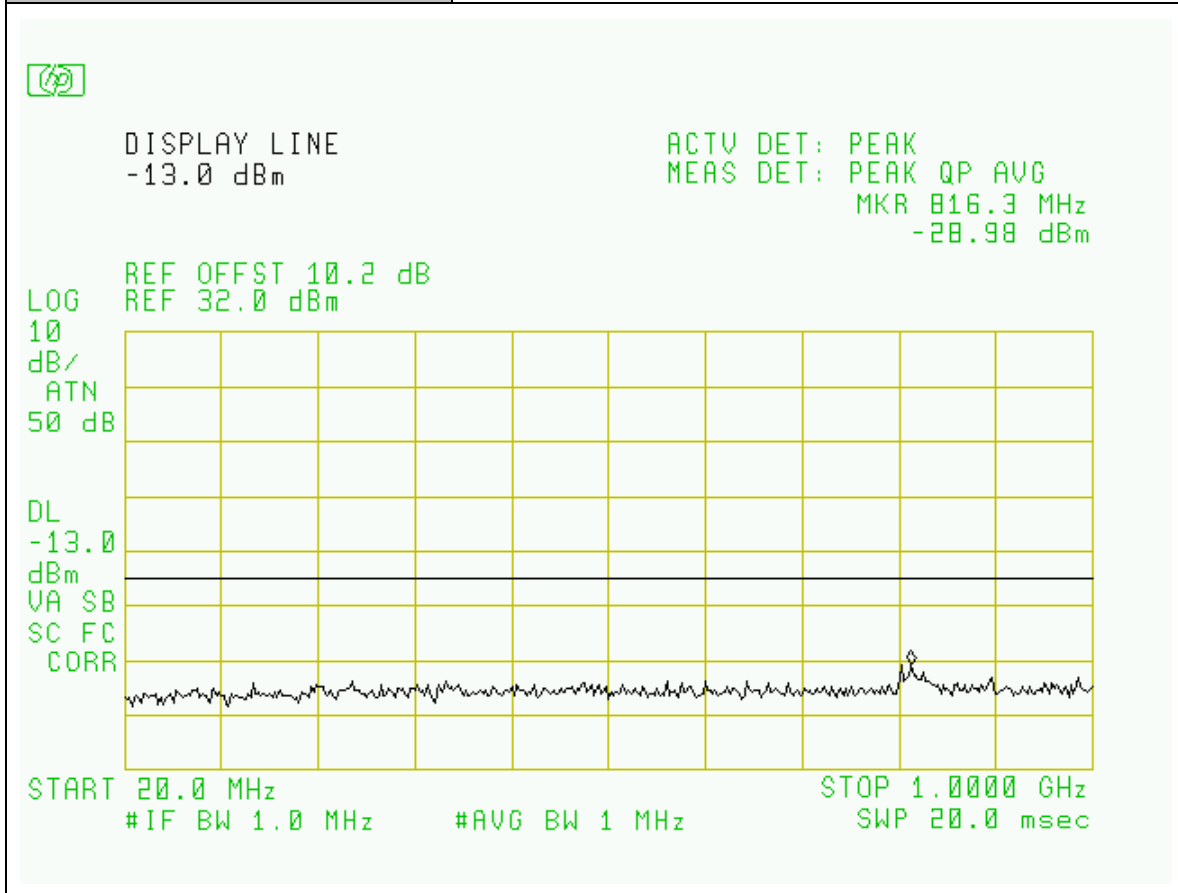
Project Number:	0048-050720-01
EUT:	Shyam Dual Band Home Booster DBHB-20
SN:	DBHBCE001
Tested By:	Edward Lee
Temperature:	70° F
Humidity:	30%

Section:	Spurious Emissions at Antenna Terminals: PCS Bands / EDGE Modulation
Plot Name:	Uplink, Hi-Channel
Configuration:	SG Input: -50dBm, Output Port: EUT BTS



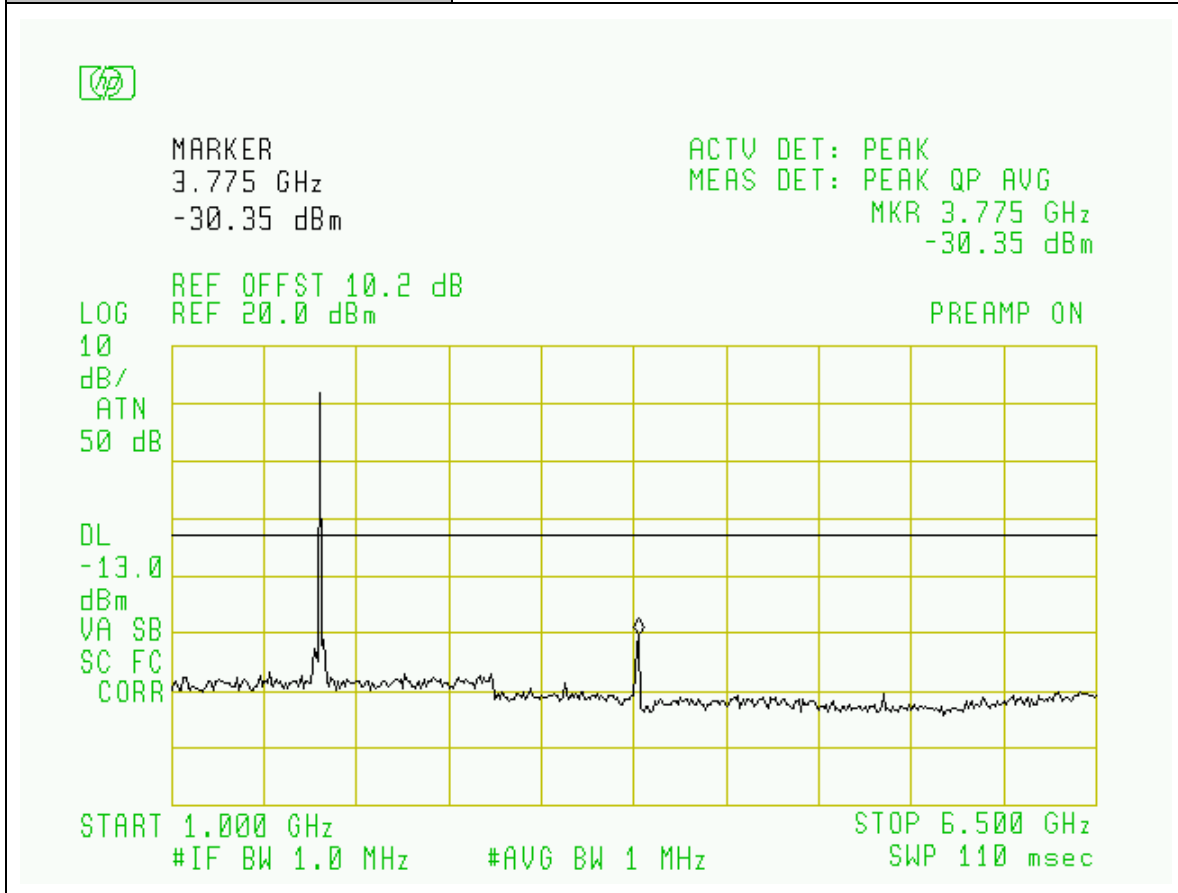
Project Number:	0048-050720-01
EUT:	Shyam Dual Band Home Booster DBHB-20
SN:	DBHBCE001
Tested By:	Edward Lee
Temperature:	70° F
Humidity:	30%

Section:	Spurious Emissions at Antenna Terminals: PCS Bands / EDGE Modulation
Plot Name:	Uplink, Mid-Channel
Configuration:	SG Input: -50dBm, Output Port: EUT BTS



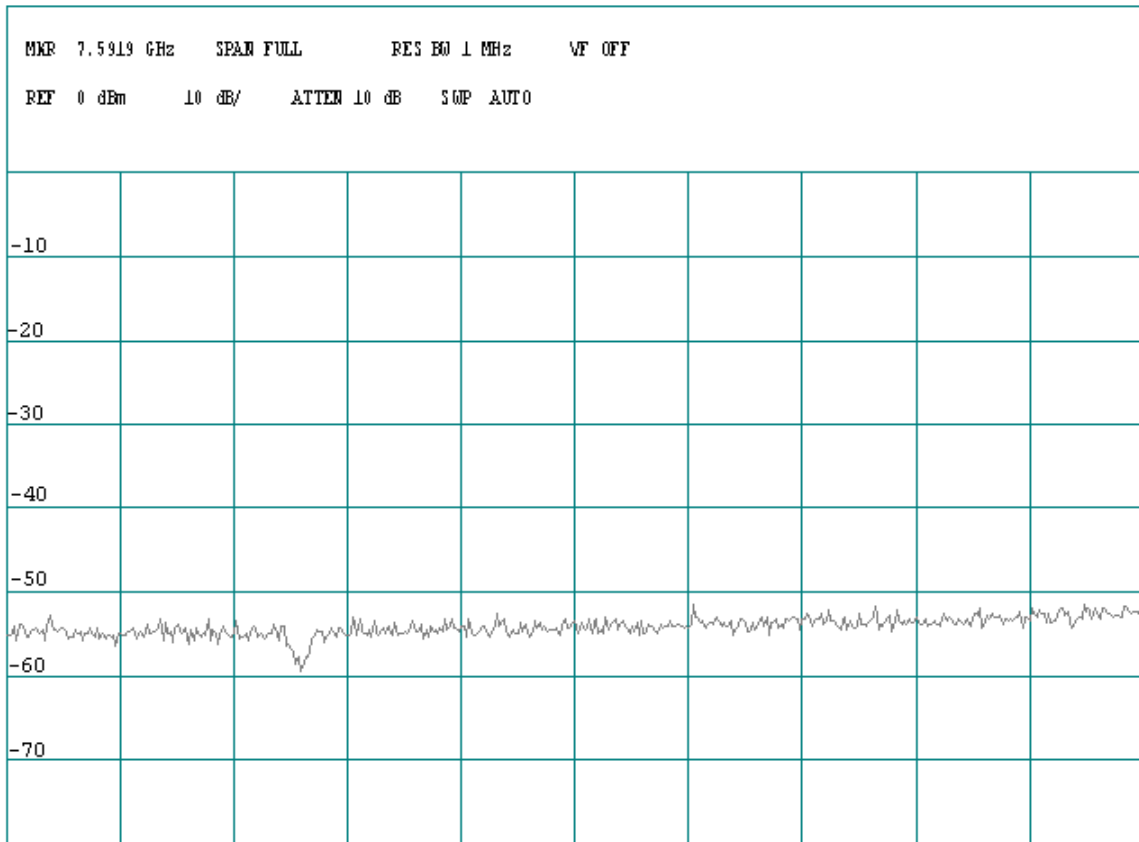
Project Number:	0048-050720-01
EUT:	Shyam Dual Band Home Booster DBHB-20
SN:	DBHBCE001
Tested By:	Edward Lee
Temperature:	70° F
Humidity:	30%

Section:	Spurious Emissions at Antenna Terminals: PCS Bands / EDGE Modulation
Plot Name:	Uplink, Mid-Channel
Configuration:	SG Input: -50dBm, Output Port: EUT BTS



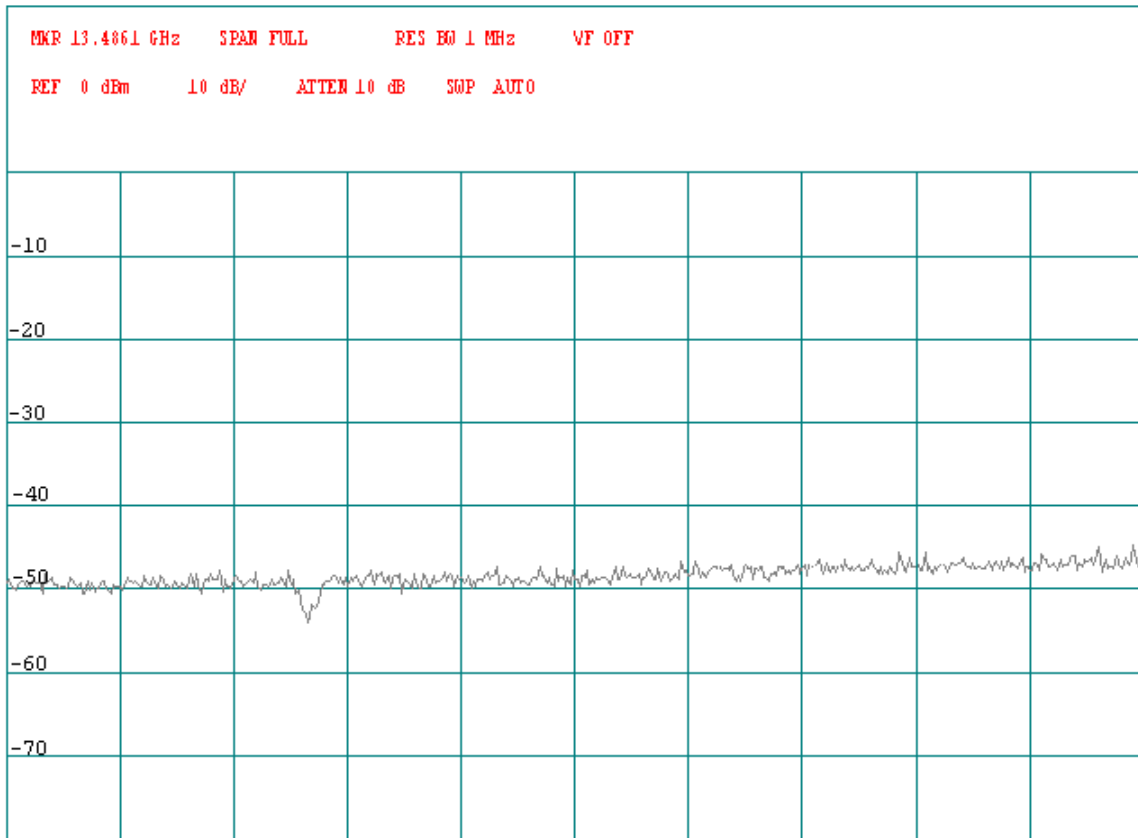
Project Number:	0048-050720-01
EUT:	Shyam Dual Band Home Booster DBHB-20
SN:	DBHBCE001
Tested By:	Edward Lee
Temperature:	70° F
Humidity:	30%

Section:	Spurious Emissions at Antenna Terminals: PCS Bands / EDGE Modulation
Plot Name:	Uplink, Mid-Channel
Configuration:	SG Input: -50dBm, Output Port: EUT BTS



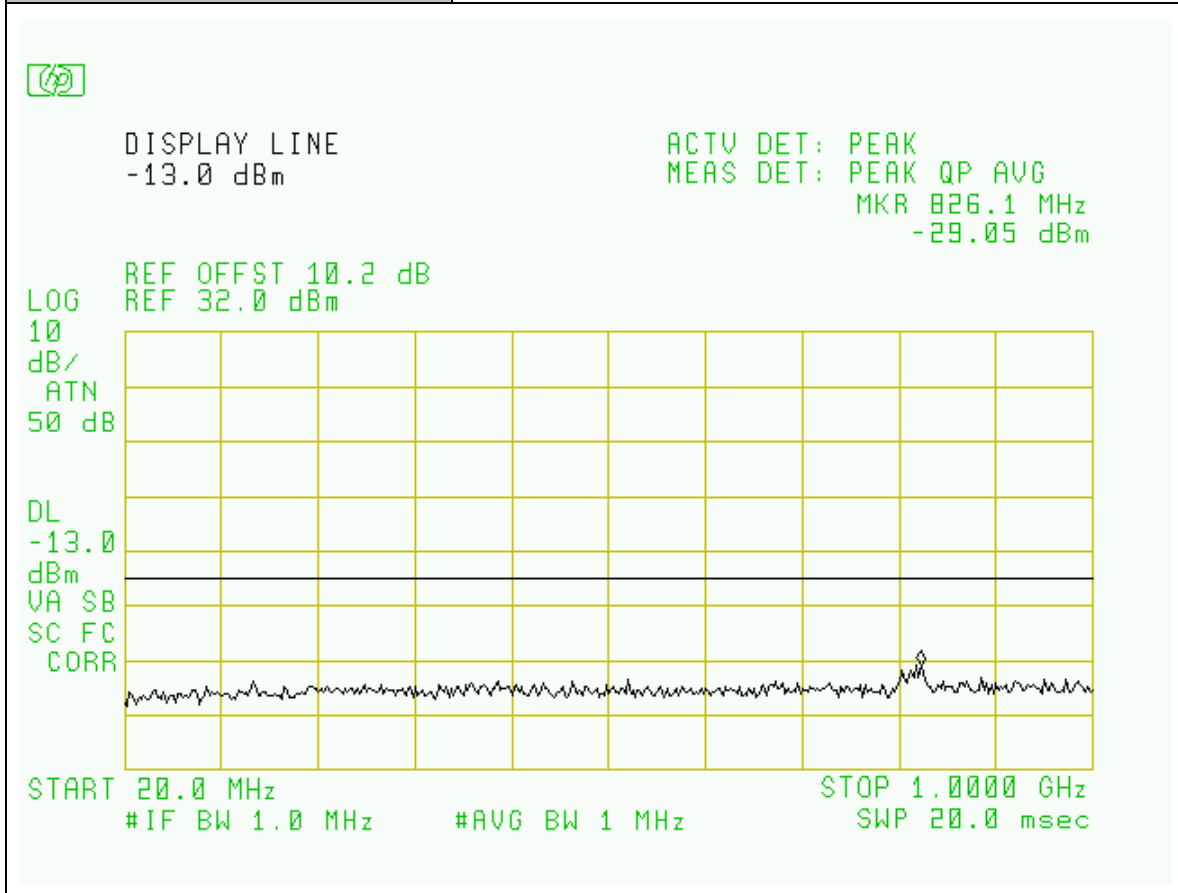
Project Number:	0048-050720-01
EUT:	Shyam Dual Band Home Booster DBHB-20
SN:	DBHBCE001
Tested By:	Edward Lee
Temperature:	70° F
Humidity:	30%

Section:	Spurious Emissions at Antenna Terminals: PCS Bands / EDGE Modulation
Plot Name:	Uplink, Mid-Channel
Configuration:	SG Input: -50dBm, Output Port: EUT BTS



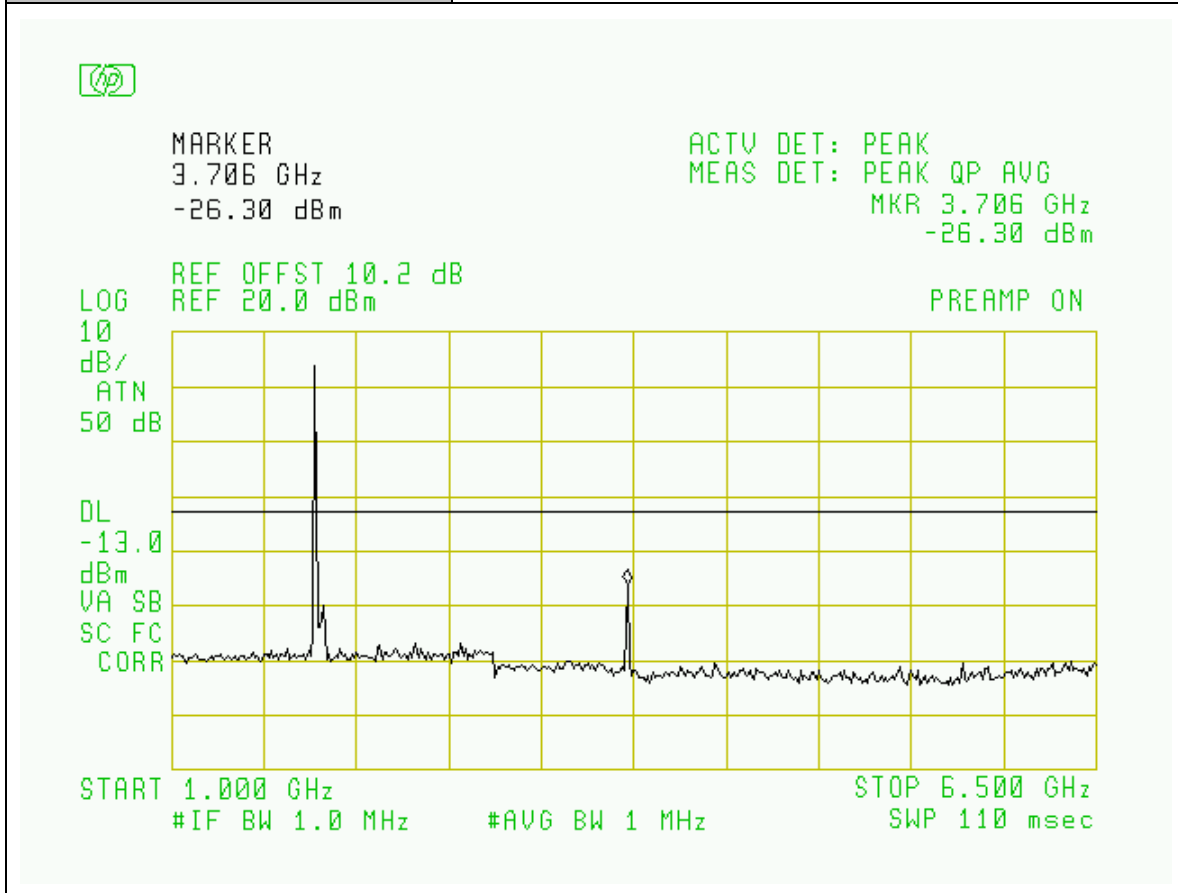
Project Number:	0048-050720-01
EUT:	Shyam Dual Band Home Booster DBHB-20
SN:	DBHBCE001
Tested By:	Edward Lee
Temperature:	70° F
Humidity:	30%

Section:	Spurious Emissions at Antenna Terminals: PCS Bands / EDGE Modulation
Plot Name:	Uplink, Low-Channel
Configuration:	SG Input: -50dBm, Output Port: EUT BTS



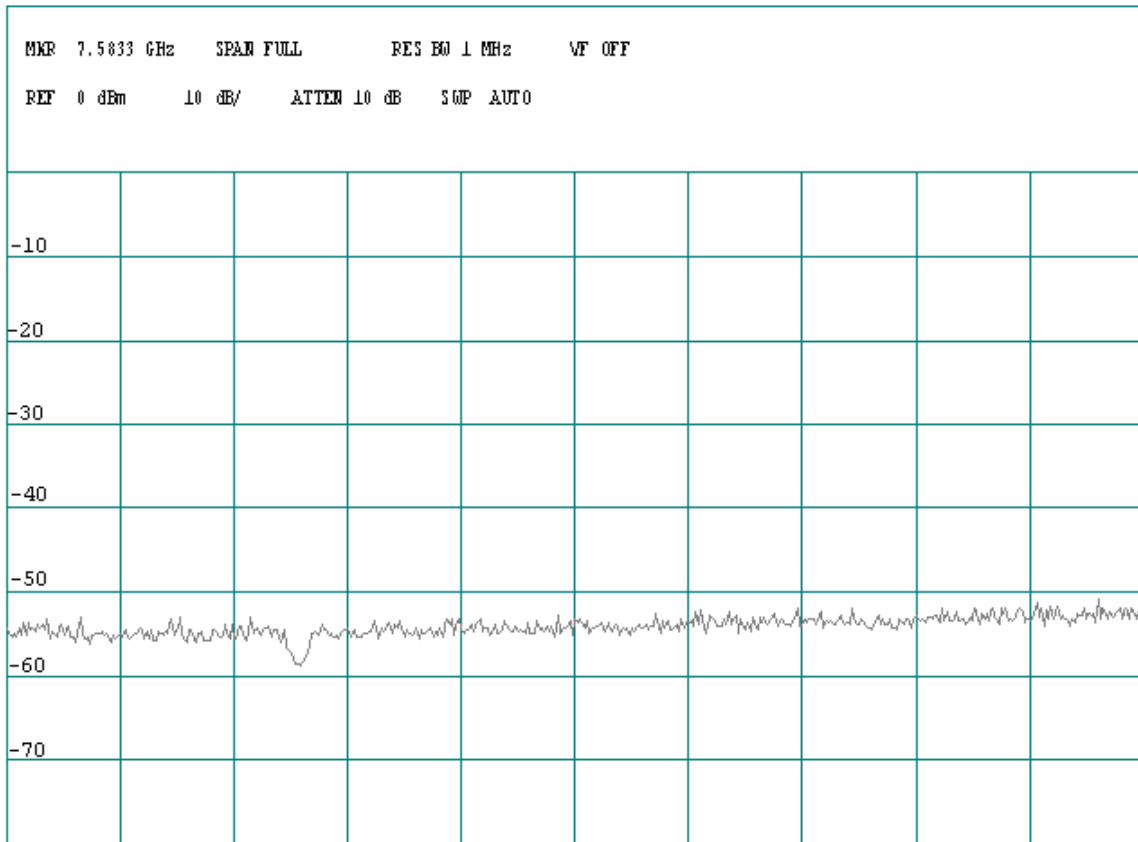
Project Number:	0048-050720-01
EUT:	Shyam Dual Band Home Booster DBHB-20
SN:	DBHBCE001
Tested By:	Edward Lee
Temperature:	70° F
Humidity:	30%

Section:	Spurious Emissions at Antenna Terminals: PCS Bands / EDGE Modulation
Plot Name:	Uplink, Low-Channel
Configuration:	SG Input: -50dBm, Output Port: EUT BTS



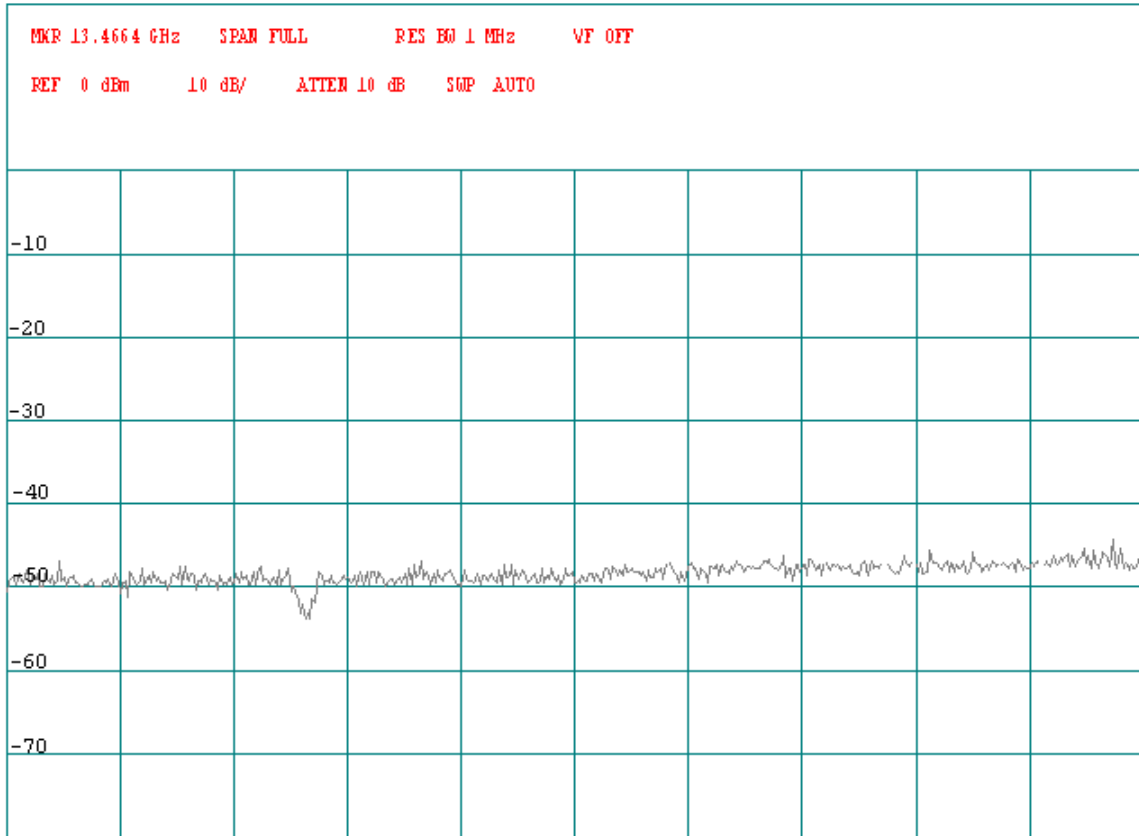
Project Number:	0048-050720-01
EUT:	Shyam Dual Band Home Booster DBHB-20
SN:	DBHBCE001
Tested By:	Edward Lee
Temperature:	70° F
Humidity:	30%

Section:	Spurious Emissions at Antenna Terminals: PCS Bands / EDGE Modulation
Plot Name:	Uplink, Low-Channel
Configuration:	SG Input: -50dBm, Output Port: EUT BTS



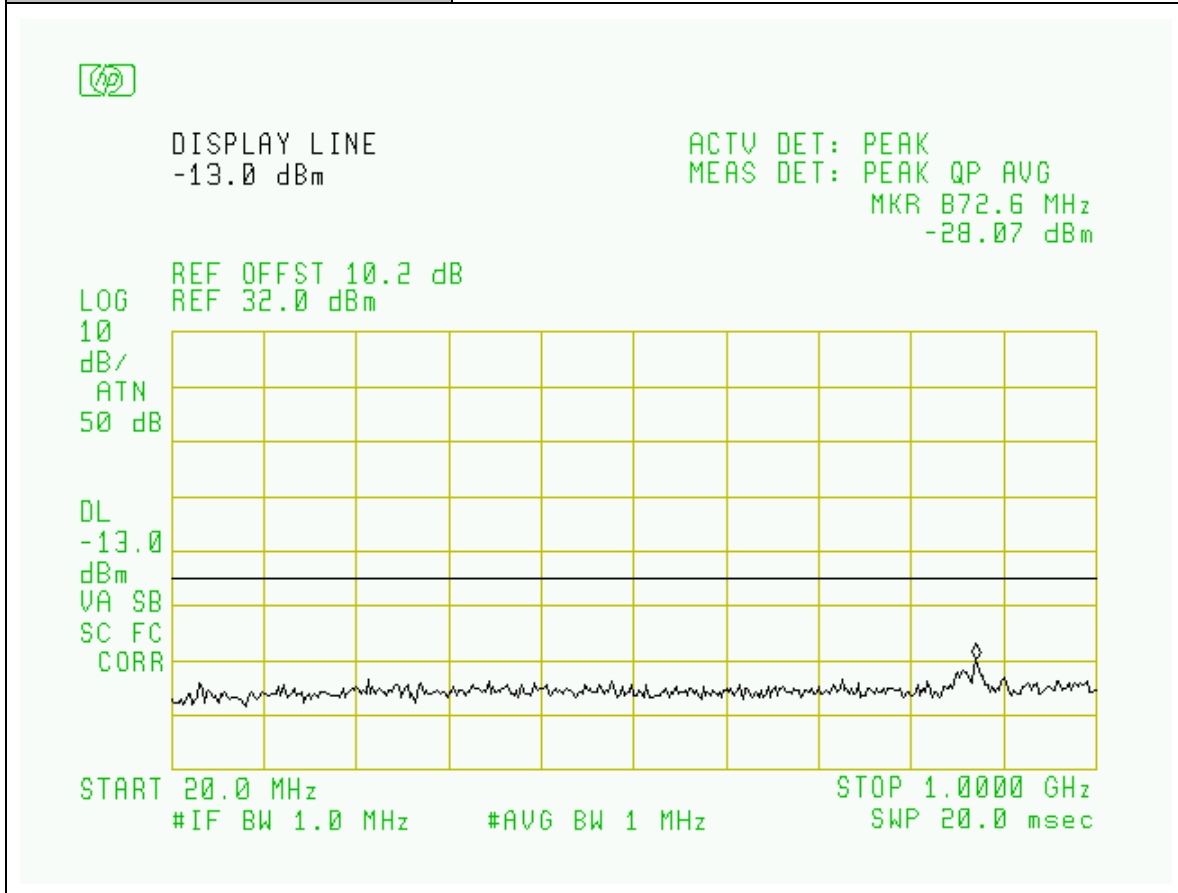
Project Number:	0048-050720-01
EUT:	Shyam Dual Band Home Booster DBHB-20
SN:	DBHBCE001
Tested By:	Edward Lee
Temperature:	70° F
Humidity:	30%

Section:	Spurious Emissions at Antenna Terminals: PCS Bands / EDGE Modulation
Plot Name:	Uplink, Low-Channel
Configuration:	SG Input: -50dBm, Output Port: EUT BTS



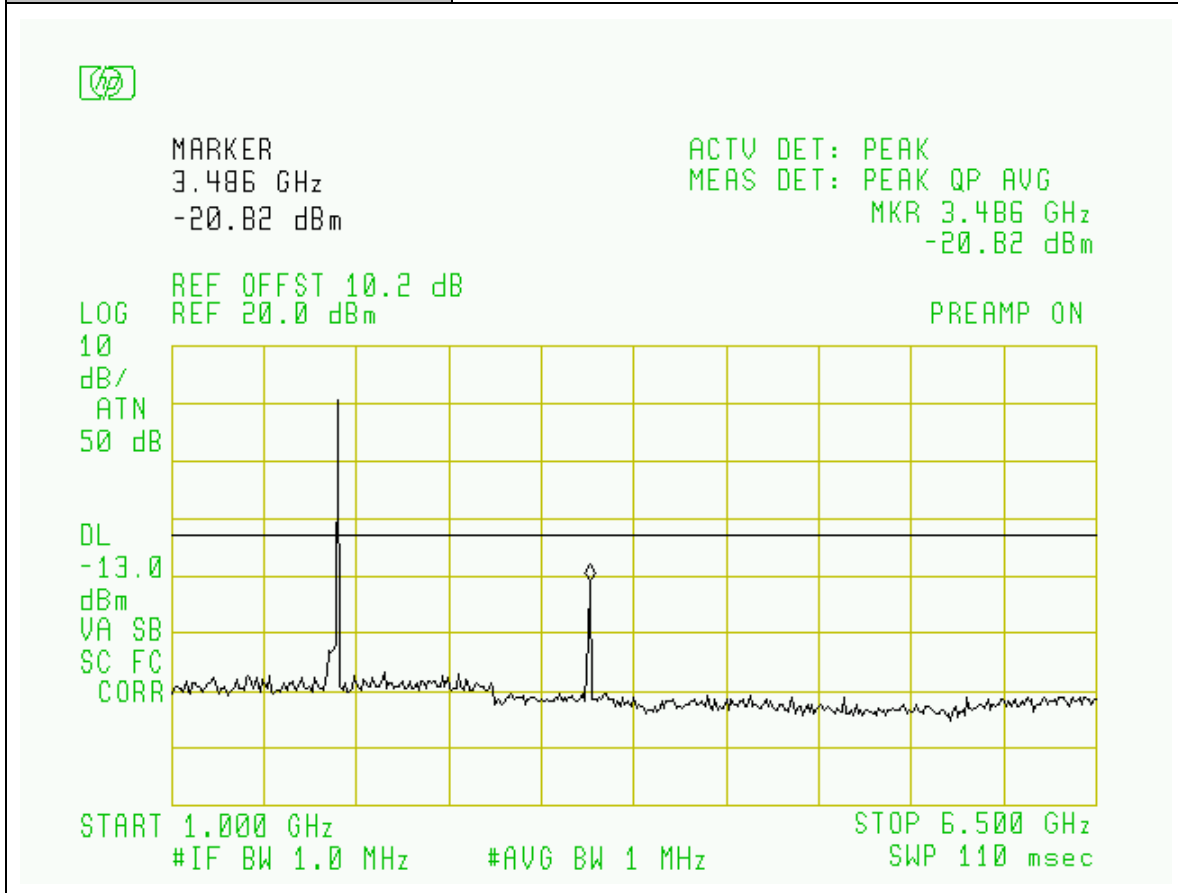
Project Number:	0048-050720-01
EUT:	Shyam Dual Band Home Booster DBHB-20
SN:	DBHBCE001
Tested By:	Edward Lee
Temperature:	70° F
Humidity:	30%

Section:	Spurious Emissions at Antenna Terminals: PCS Bands / EDGE Modulation
Plot Name:	Downlink, Hi-Channel
Configuration:	SG Input: -50dBm, Output Port: EUT MOBILE



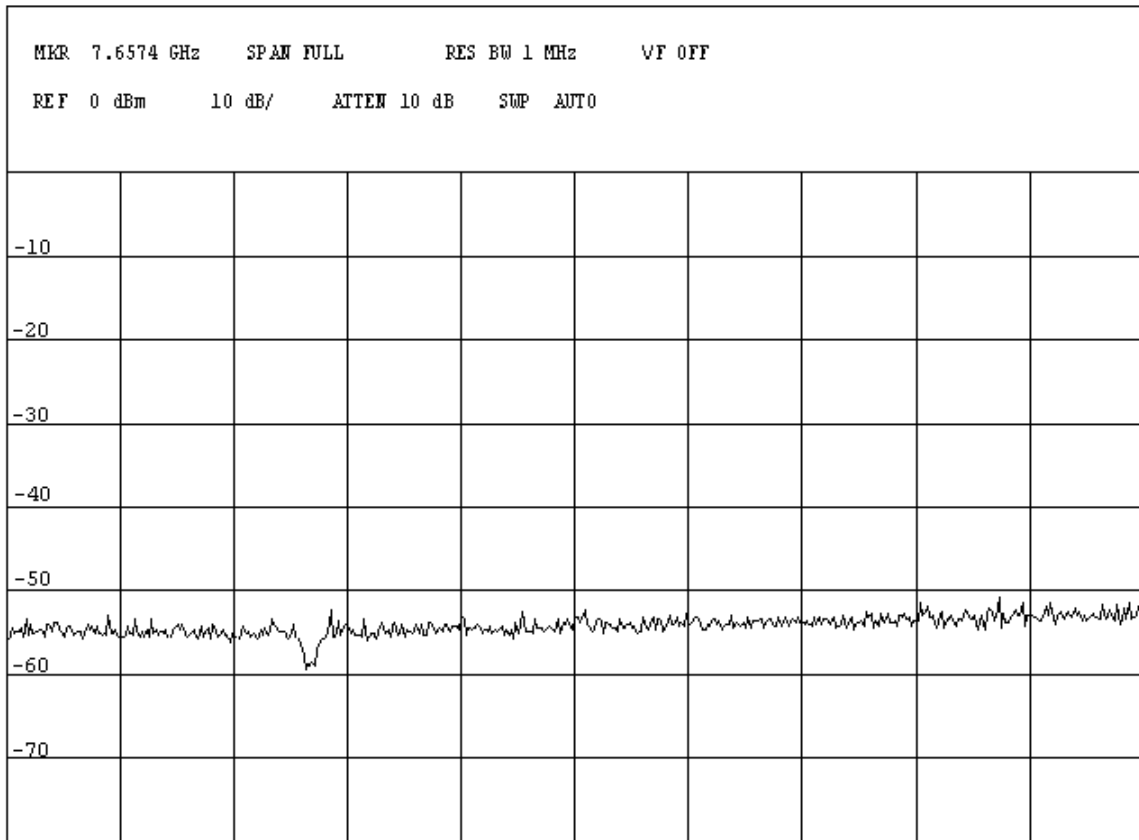
Project Number:	0048-050720-01
EUT:	Shyam Dual Band Home Booster DBHB-20
SN:	DBHBCE001
Tested By:	Edward Lee
Temperature:	70° F
Humidity:	30%

Section:	Spurious Emissions at Antenna Terminals: PCS Bands / EDGE Modulation
Plot Name:	Downlink, Hi-Channel
Configuration:	SG Input: -50dBm, Output Port: EUT MOBILE



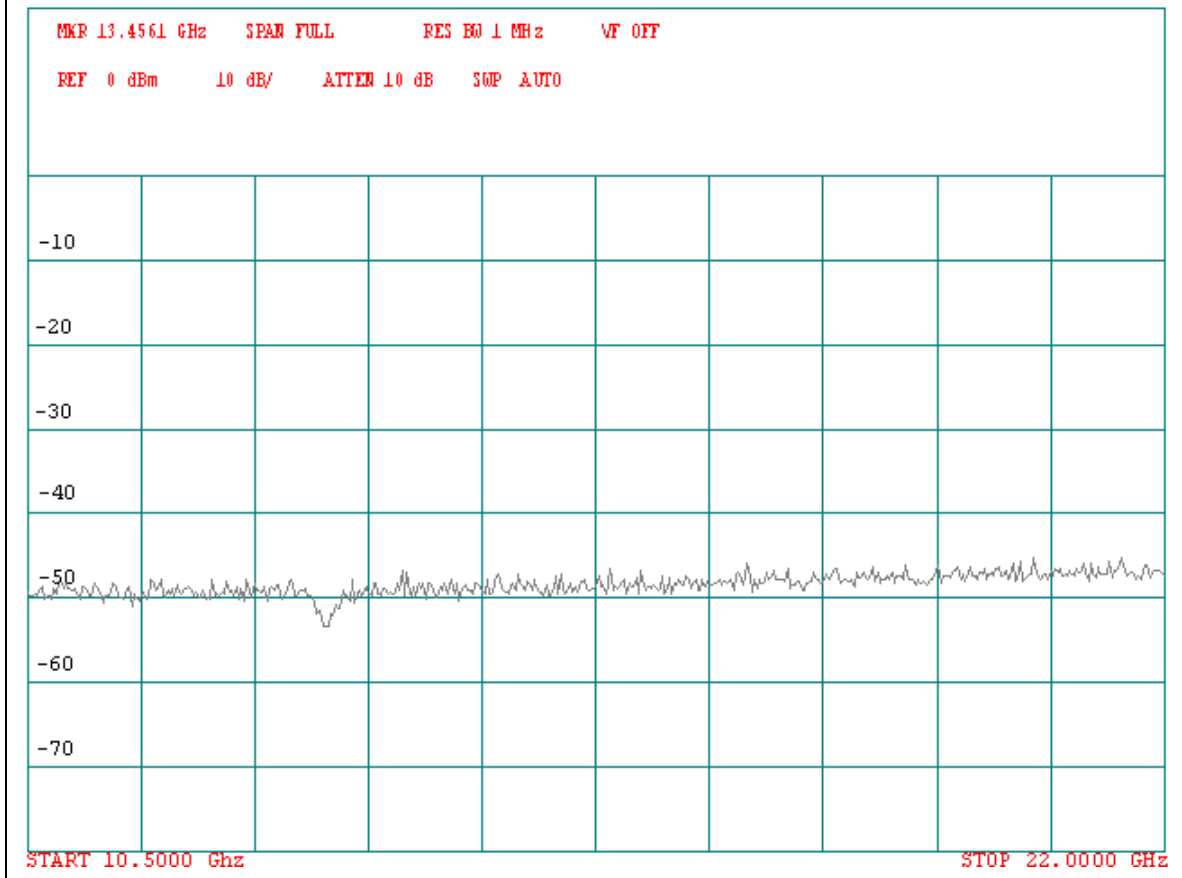
Project Number:	0048-050720-01
EUT:	Shyam Dual Band Home Booster DBHB-20
SN:	DBHBCE001
Tested By:	Edward Lee
Temperature:	70° F
Humidity:	30%

Section:	Spurious Emissions at Antenna Terminals: PCS Bands / EDGE Modulation
Plot Name:	Downlink, Hi-Channel
Configuration:	SG Input: -50dBm, Output Port: EUT MOBILE



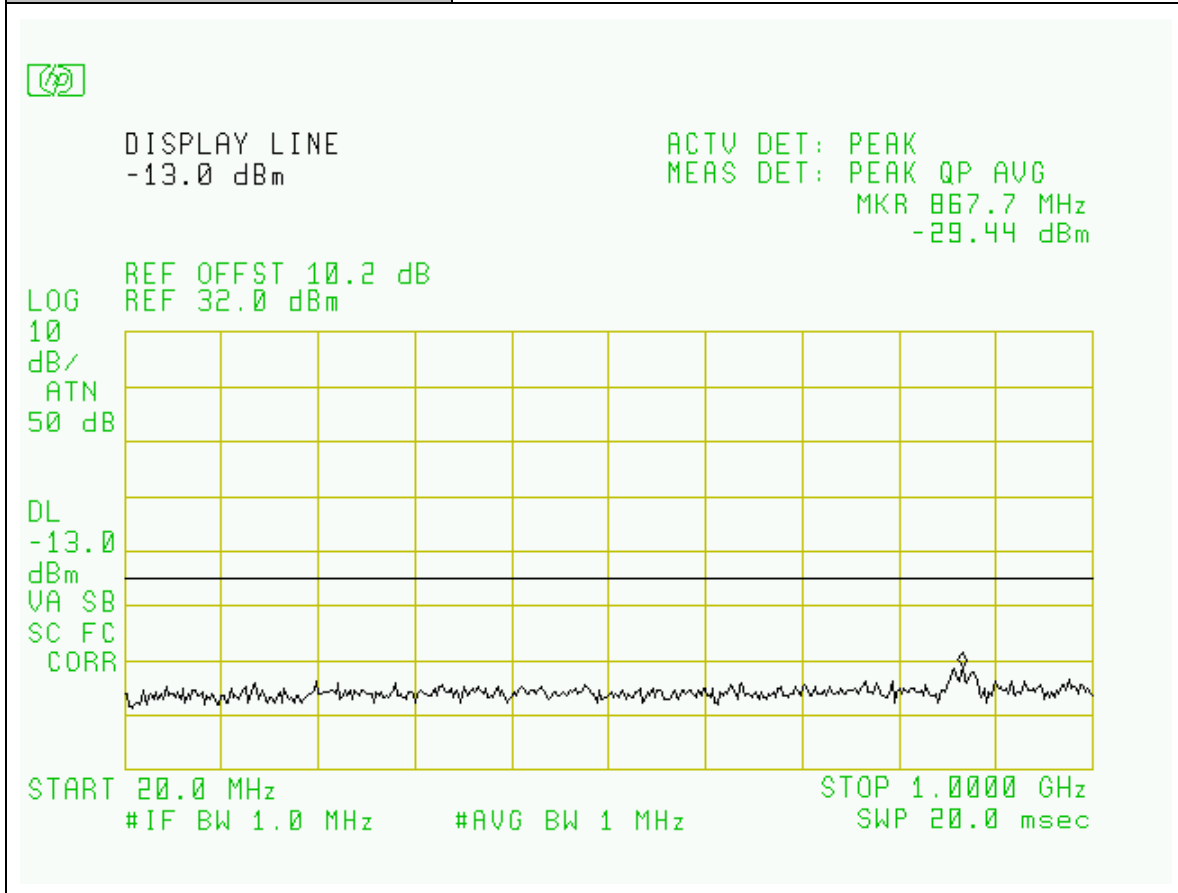
Project Number:	0048-050720-01
EUT:	Shyam Dual Band Home Booster DBHB-20
SN:	DBHBCE001
Tested By:	Edward Lee
Temperature:	70° F
Humidity:	30%

Section:	Spurious Emissions at Antenna Terminals: PCS Bands / EDGE Modulation
Plot Name:	Downlink, Hi-Channel
Configuration:	SG Input: -50dBm, Output Port: EUT MOBILE



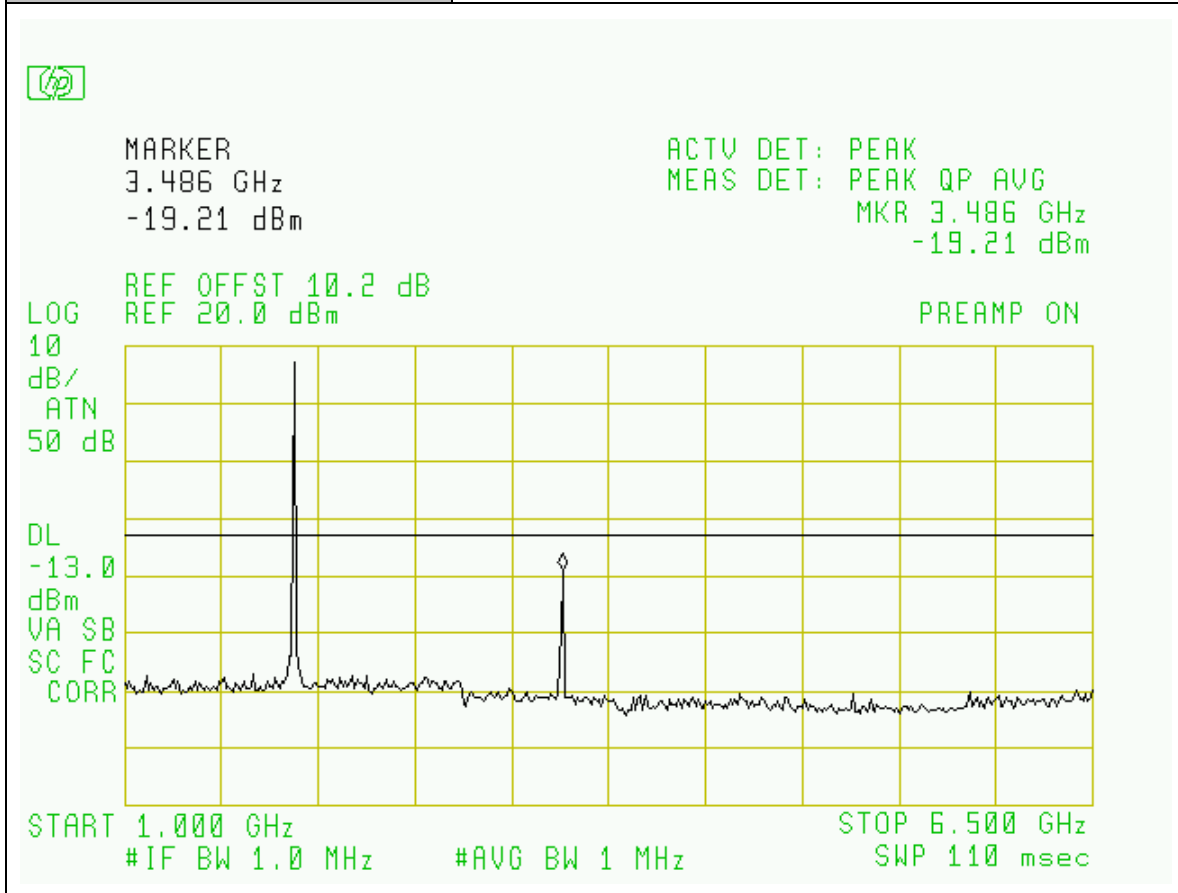
Project Number:	0048-050720-01
EUT:	Shyam Dual Band Home Booster DBHB-20
SN:	DBHBCE001
Tested By:	Edward Lee
Temperature:	70° F
Humidity:	30%

Section:	Spurious Emissions at Antenna Terminals: PCS Bands / EDGE Modulation
Plot Name:	Downlink, Mid-Channel
Configuration:	SG Input: -50dBm, Output Port: EUT MOBILE



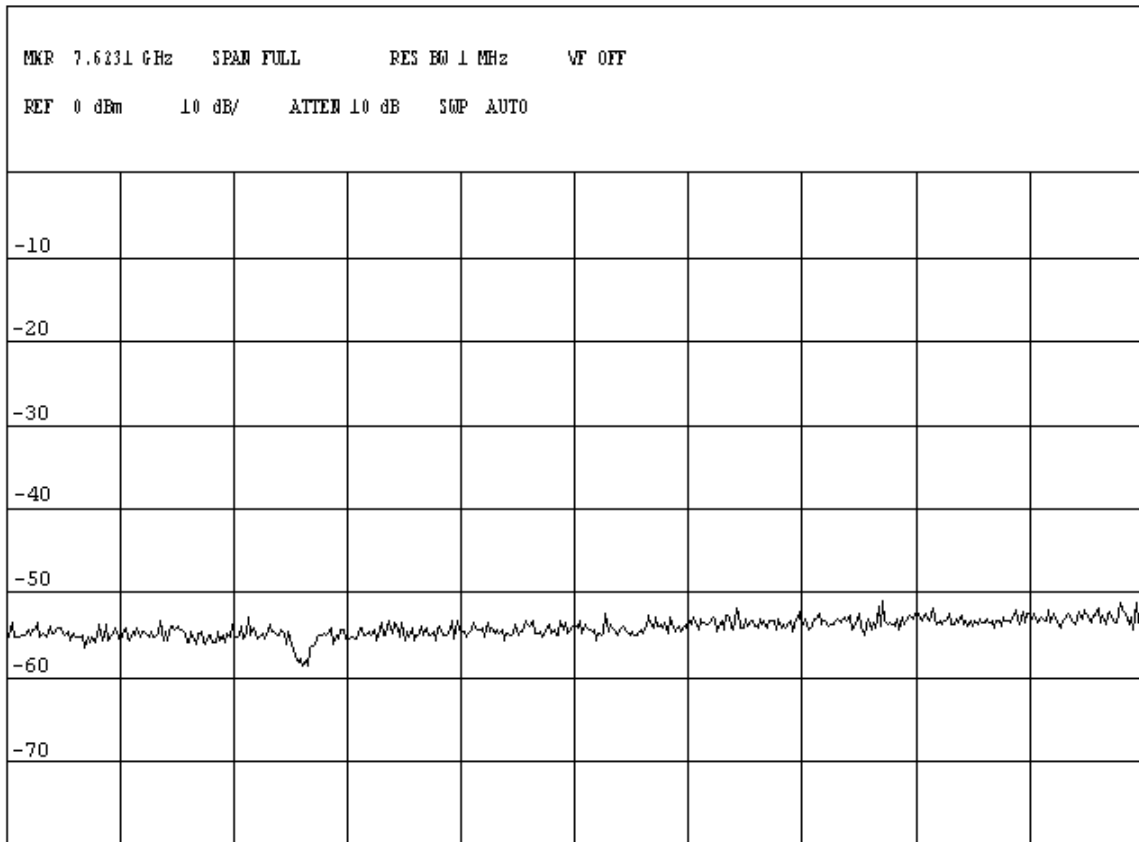
Project Number:	0048-050720-01
EUT:	Shyam Dual Band Home Booster DBHB-20
SN:	DBHBCE001
Tested By:	Edward Lee
Temperature:	70° F
Humidity:	30%

Section:	Spurious Emissions at Antenna Terminals: PCS Bands / EDGE Modulation
Plot Name:	Downlink, Mid-Channel
Configuration:	SG Input: -50dBm, Output Port: EUT MOBILE



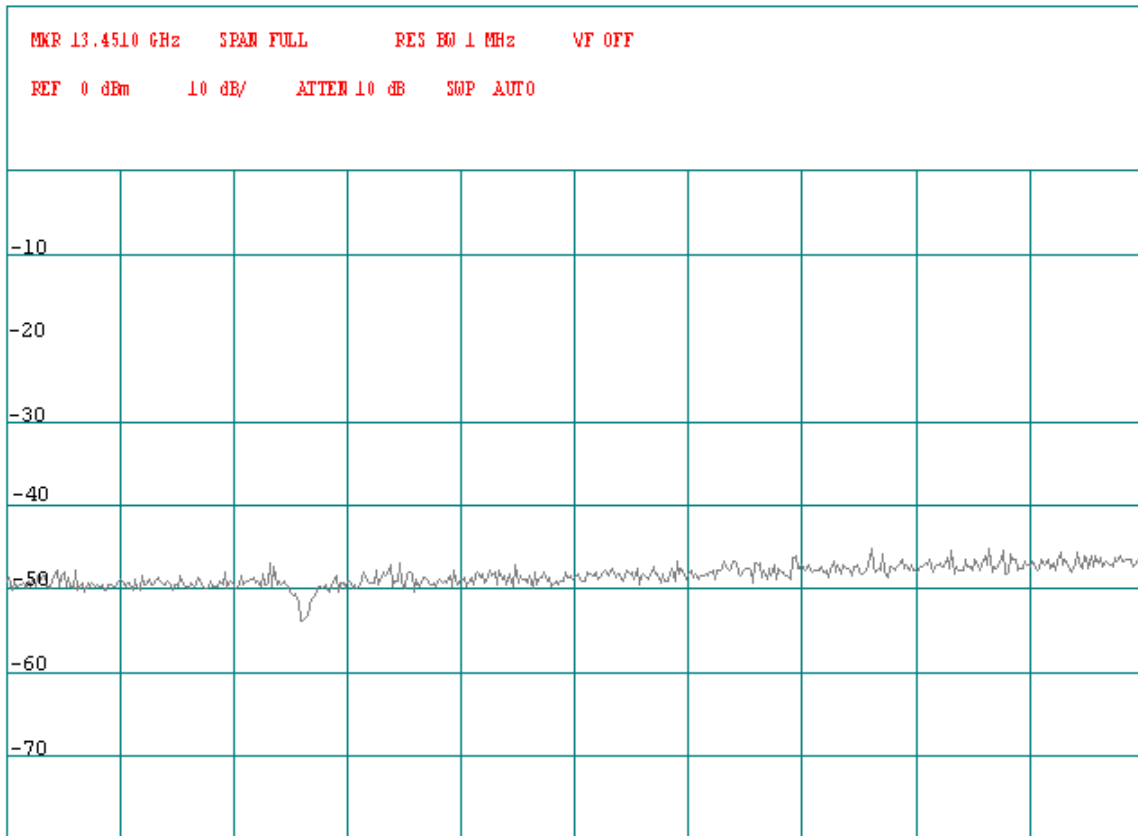
Project Number:	0048-050720-01
EUT:	Shyam Dual Band Home Booster DBHB-20
SN:	DBHBCE001
Tested By:	Edward Lee
Temperature:	70° F
Humidity:	30%

Section:	Spurious Emissions at Antenna Terminals: PCS Bands / EDGE Modulation
Plot Name:	Downlink, Mid-Channel
Configuration:	SG Input: -50dBm, Output Port: EUT MOBILE



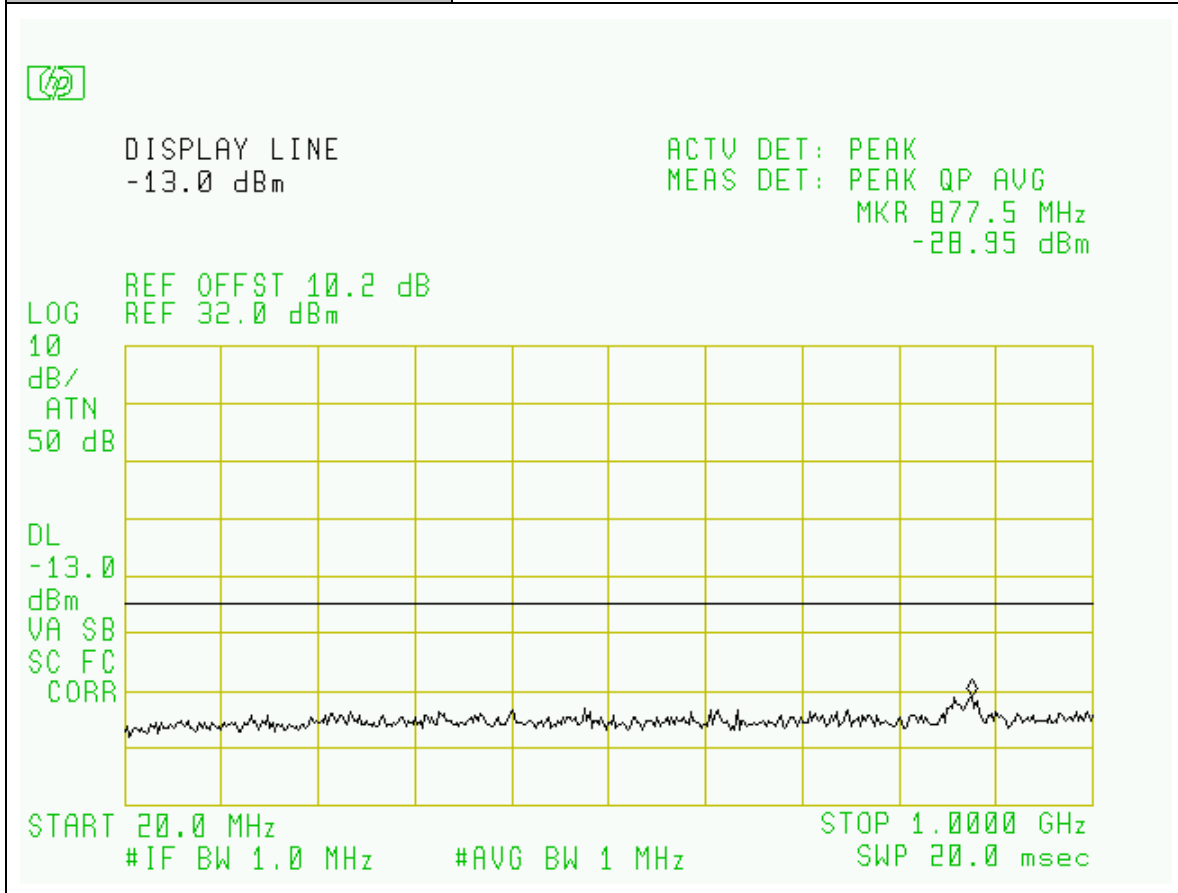
Project Number:	0048-050720-01
EUT:	Shyam Dual Band Home Booster DBHB-20
SN:	DBHBCE001
Tested By:	Edward Lee
Temperature:	70° F
Humidity:	30%

Section:	Spurious Emissions at Antenna Terminals: PCS Bands / EDGE Modulation
Plot Name:	Downlink, Mid-Channel
Configuration:	SG Input: -50dBm, Output Port: EUT MOBILE



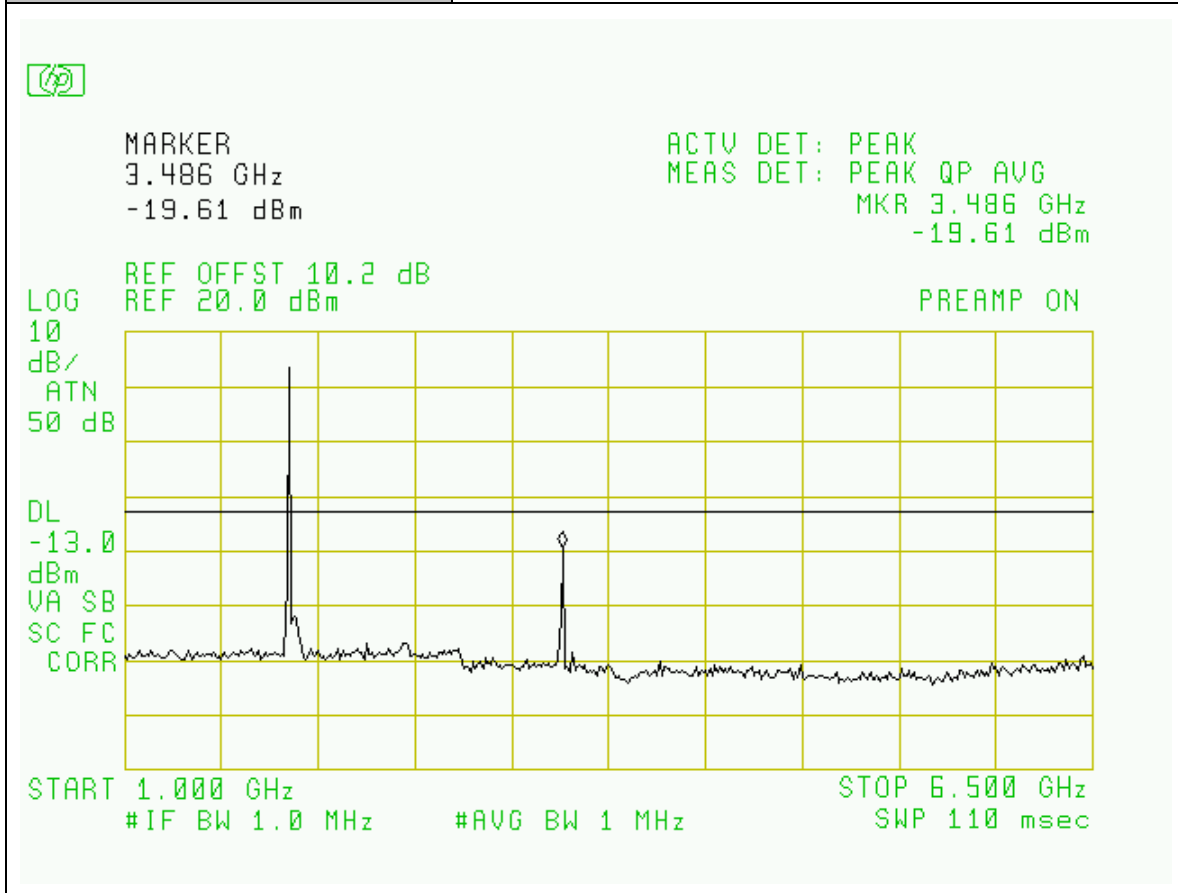
Project Number:	0048-050720-01
EUT:	Shyam Dual Band Home Booster DBHB-20
SN:	DBHBCE001
Tested By:	Edward Lee
Temperature:	70° F
Humidity:	30%

Section:	Spurious Emissions at Antenna Terminals: PCS Bands / EDGE Modulation
Plot Name:	Downlink, Low-Channel
Configuration:	SG Input: -50dBm, Output Port: EUT MOBILE



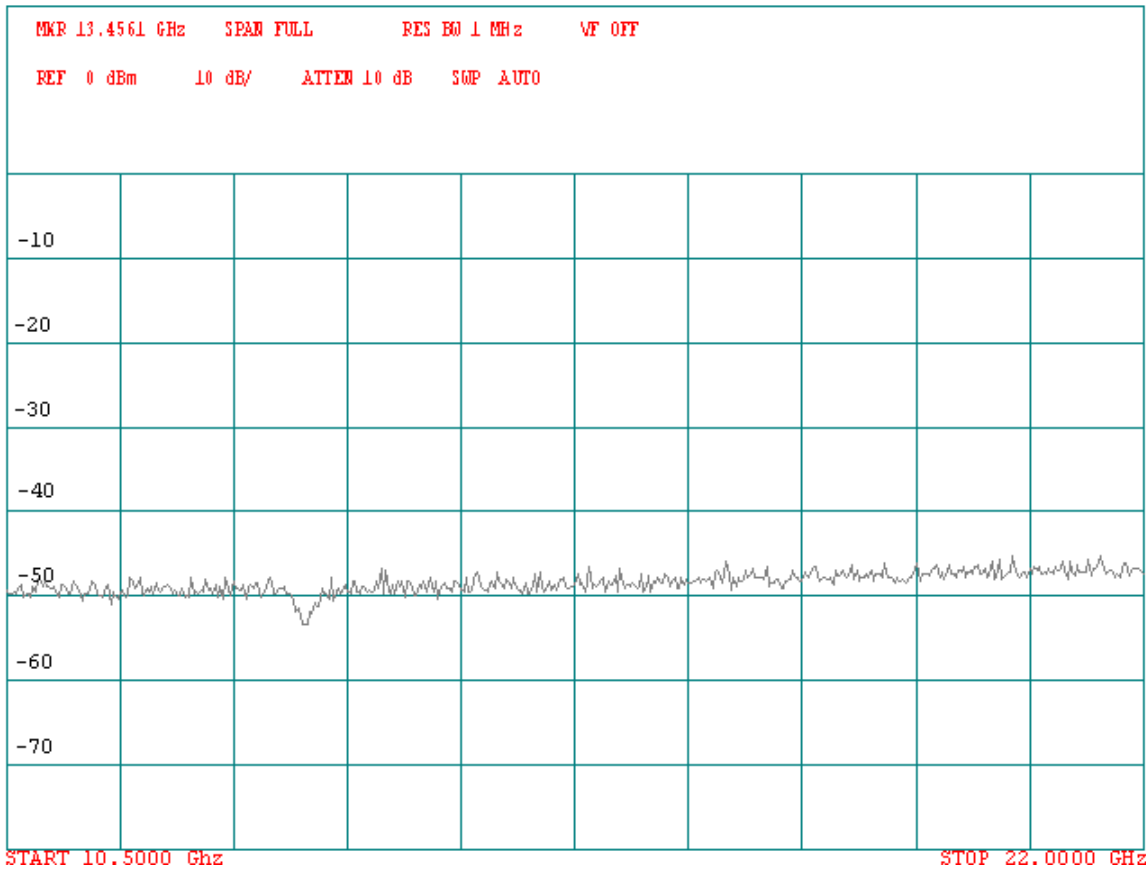
Project Number:	0048-050720-01
EUT:	Shyam Dual Band Home Booster DBHB-20
SN:	DBHBCE001
Tested By:	Edward Lee
Temperature:	70° F
Humidity:	30%

Section:	Spurious Emissions at Antenna Terminals: PCS Bands / EDGE Modulation
Plot Name:	Downlink, Low-Channel
Configuration:	SG Input: -50dBm, Output Port: EUT MOBILE



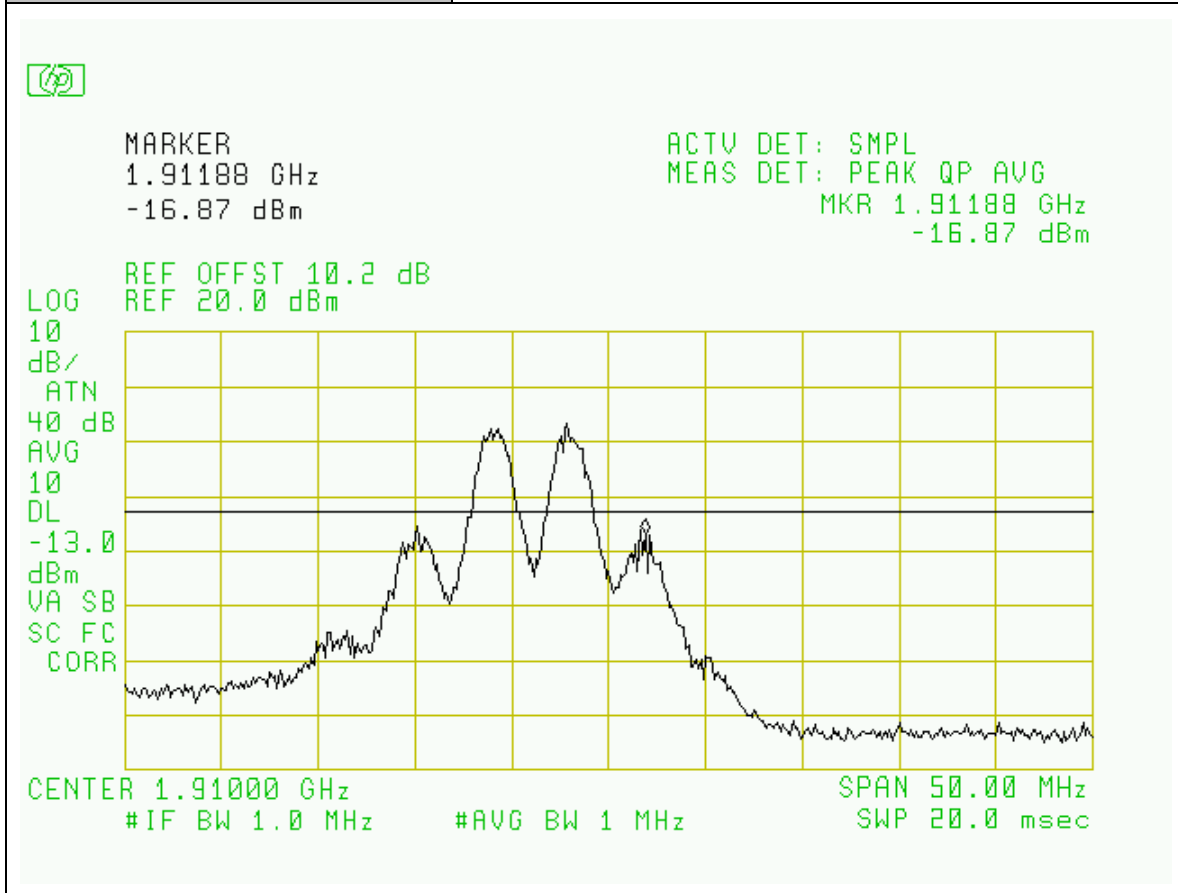
Project Number:	0048-050720-01
EUT:	Shyam Dual Band Home Booster DBHB-20
SN:	DBHBCE001
Tested By:	Edward Lee
Temperature:	70° F
Humidity:	30%

Section:	Spurious Emissions at Antenna Terminals: PCS Bands / EDGE Modulation
Plot Name:	Downlink, Low-Channel
Configuration:	SG Input: -50dBm, Output Port: EUT MOBILE



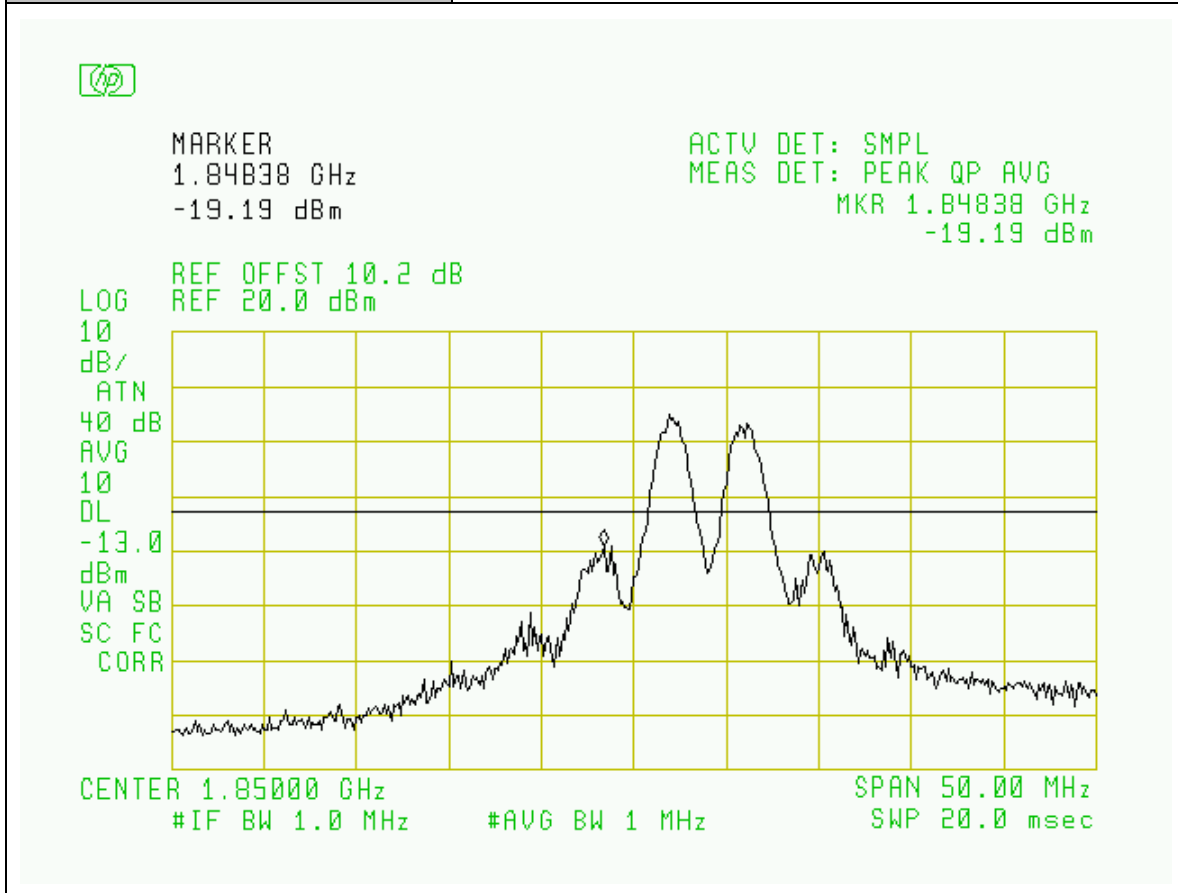
Project Number:	0048-050720-01
EUT:	Shyam Dual Band Home Booster DBHB-20
SN:	DBHBCE001
Tested By:	Wei Li
Temperature:	70° F
Humidity:	30%

Section:	Spurious Emissions at Antenna Terminals: PCS Bands / CDMA Modulation
Plot Name:	UL, Hi-Chn, Intermodulation, Upper Bandedge
Configuration:	SG Input: -50dBm, Output Port: EUT BTS



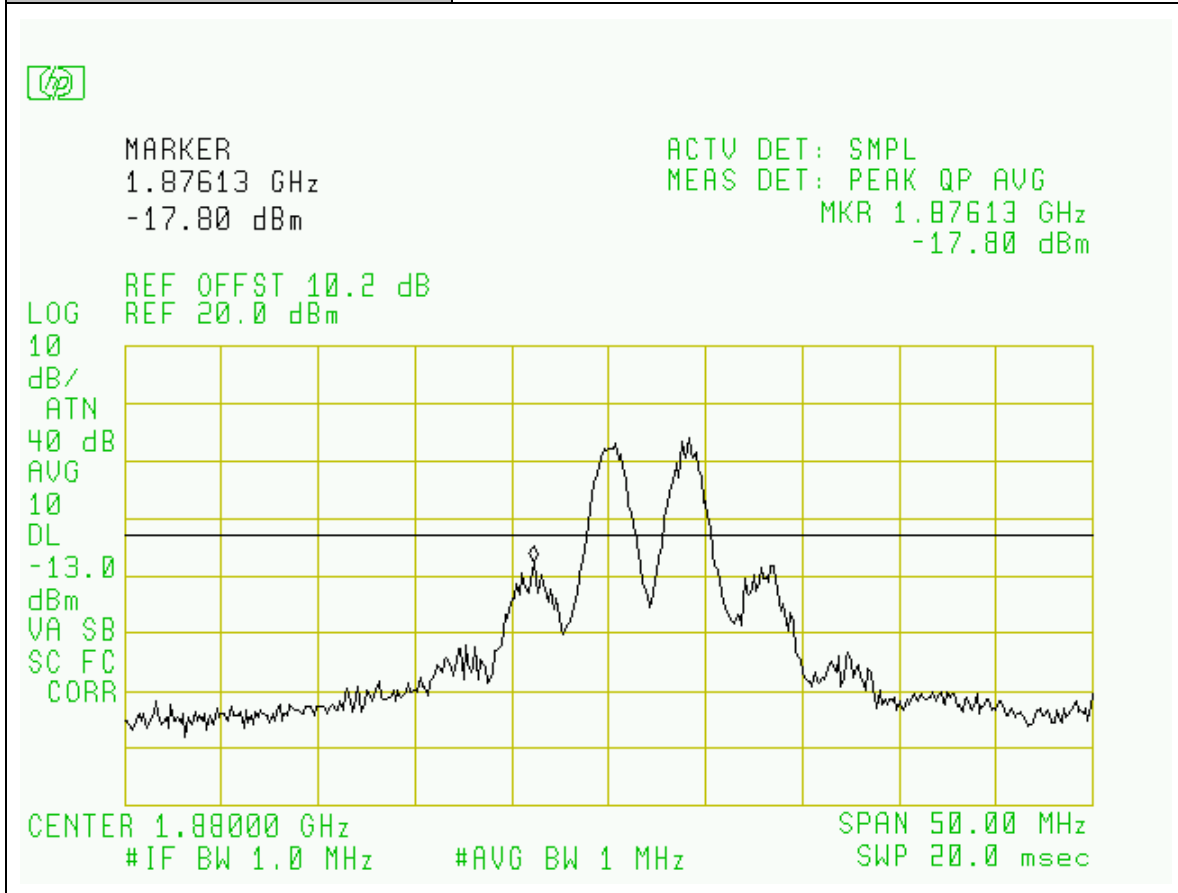
Project Number:	0048-050720-01
EUT:	Shyam Dual Band Home Booster DBHB-20
SN:	DBHBCE001
Tested By:	Wei Li
Temperature:	70°F
Humidity:	30%

Section:	Spurious Emissions at Antenna Terminals: PCS Bands / CDMA Modulation
Plot Name:	UL, Low-Chn, Intermodulation, Lower Bandedge
Configuration:	SG Input: -50dBm, Output Port: EUT BTS



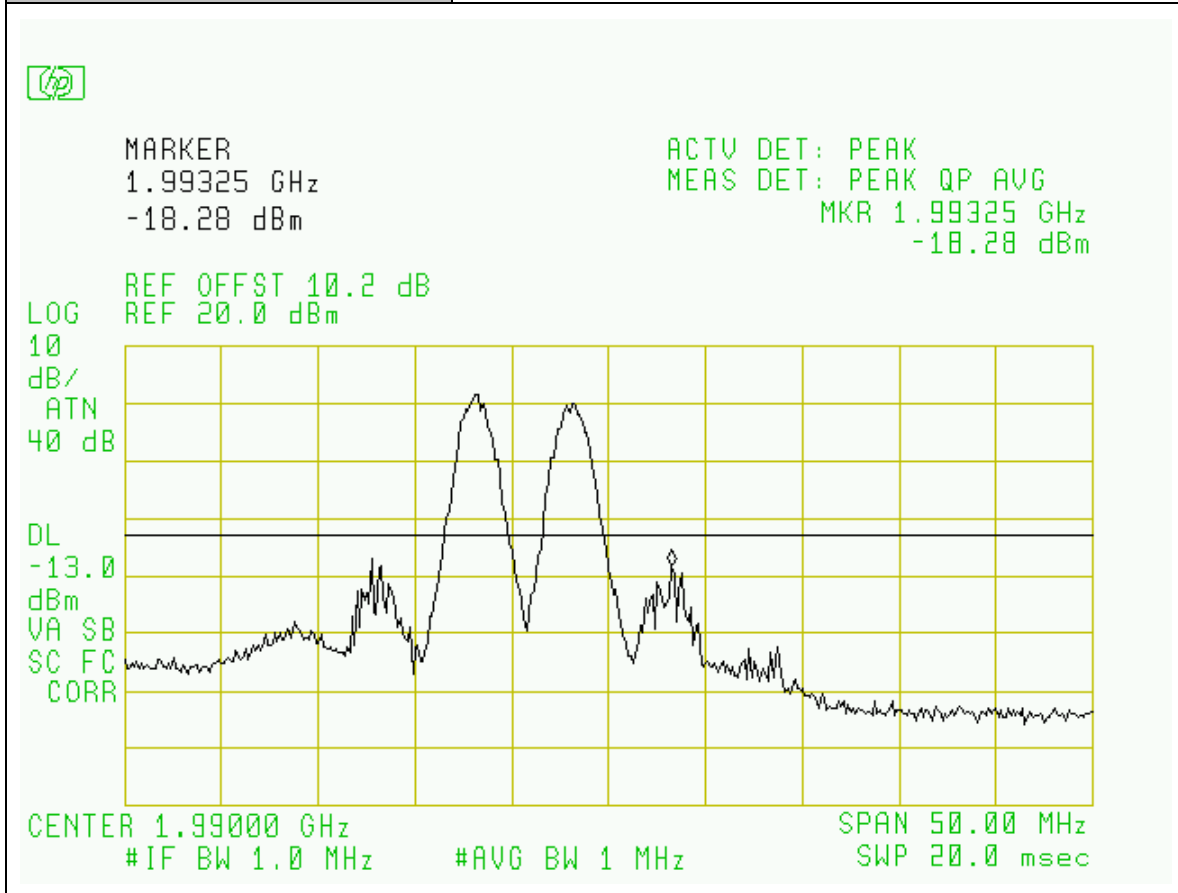
Project Number:	0048-050720-01
EUT:	Shyam Dual Band Home Booster DBHB-20
SN:	DBHBCE001
Tested By:	Wei Li
Temperature:	70°F
Humidity:	30%

Section:	Spurious Emissions at Antenna Terminals: PCS Bands / CDMA Modulation
Plot Name:	Uplink, Mid-Chn, Intermodulation
Configuration:	SG Input: -50dBm, Output Port: EUT BTS



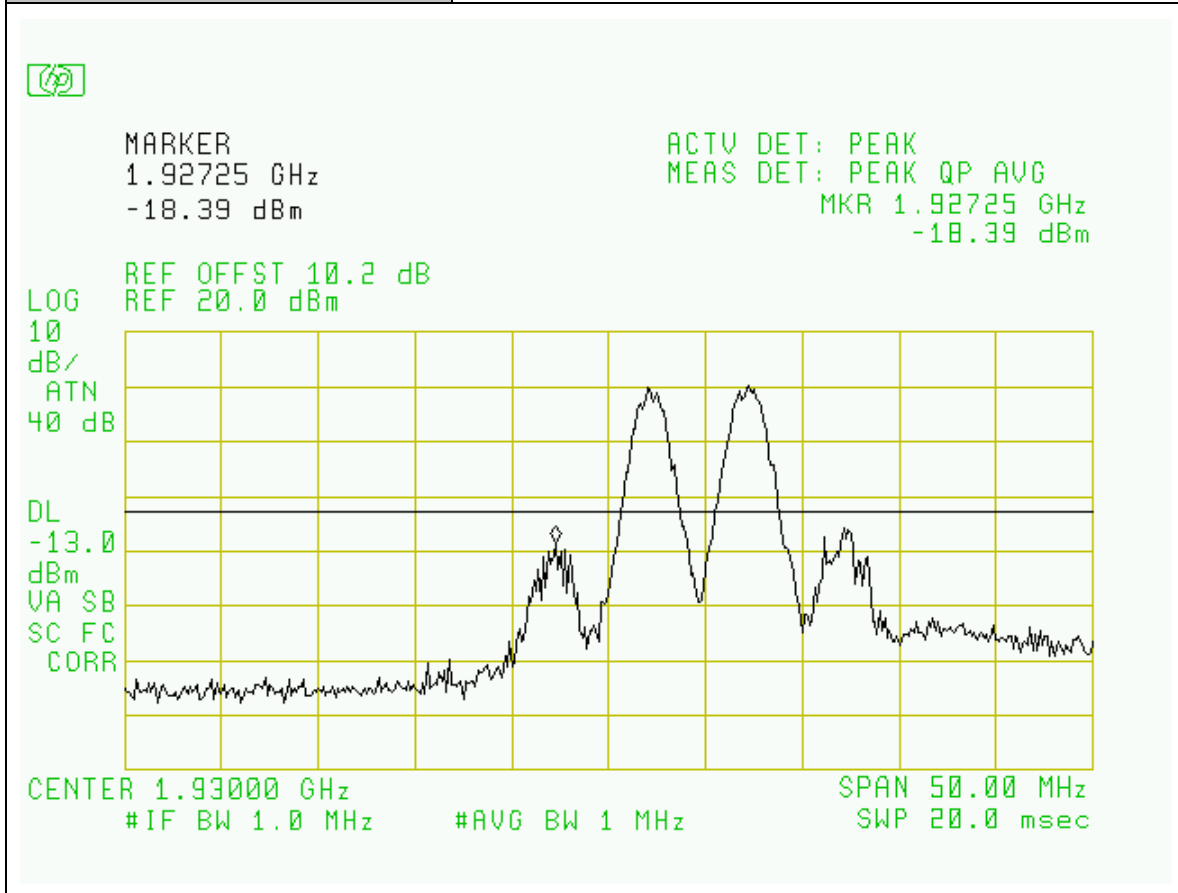
Project Number:	0048-050720-01
EUT:	Shyam Dual Band Home Booster DBHB-20
SN:	DBHBCE001
Tested By:	Wei Li
Temperature:	70° F
Humidity:	30%

Section:	Spurious Emissions at Antenna Terminals: PCS Bands / CDMA Modulation
Plot Name:	DL, High-Chn, Intermodulation, Upper Bandedge
Configuration:	SG Input: -50dBm, Output Port: EUT MOBILE



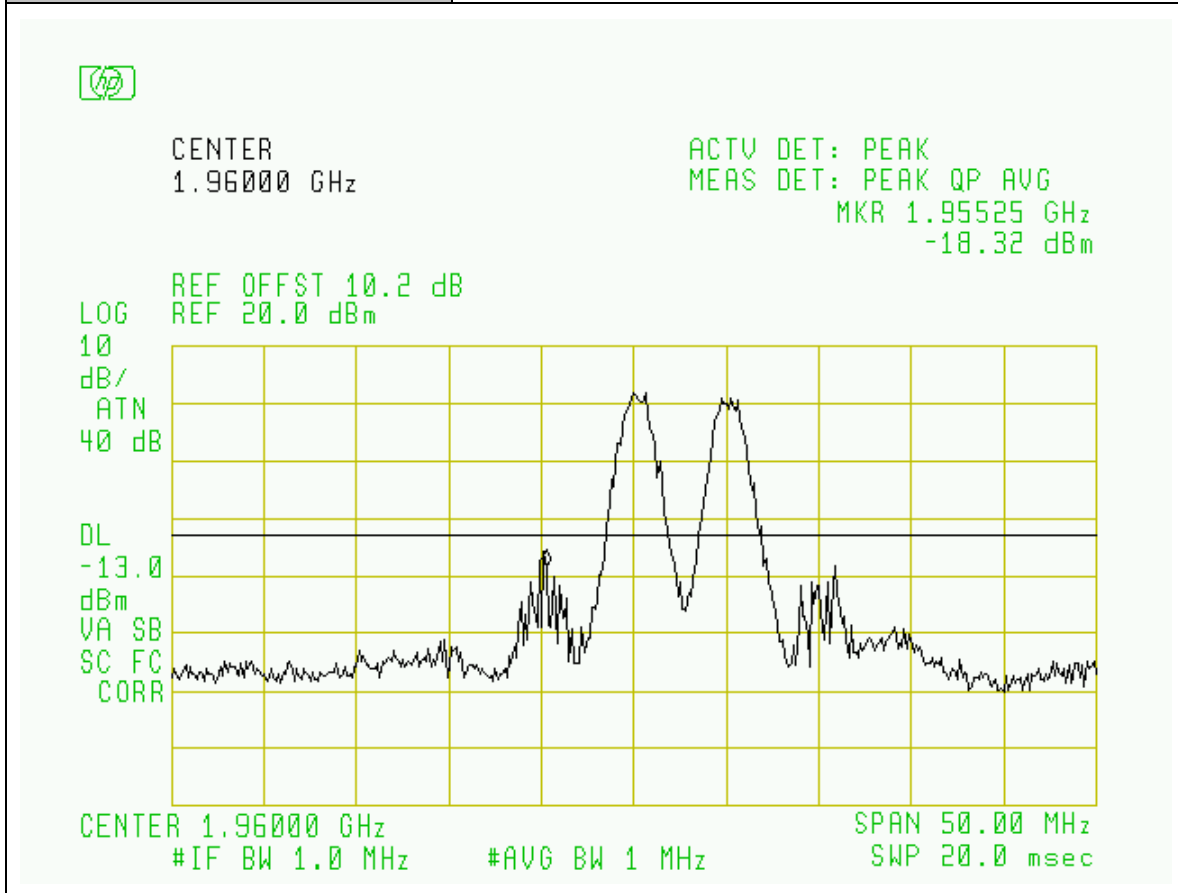
Project Number:	0048-050720-01
EUT:	Shyam Dual Band Home Booster DBHB-20
SN:	DBHBCE001
Tested By:	Wei Li
Temperature:	70° F
Humidity:	30%

Section:	Spurious Emissions at Antenna Terminals: PCS Bands / CDMA Modulation
Plot Name:	DL, Low-Chn, Intermodulation, Lower Bandedge
Configuration:	SG Input: -50dBm, Output Port: EUT MOBILE



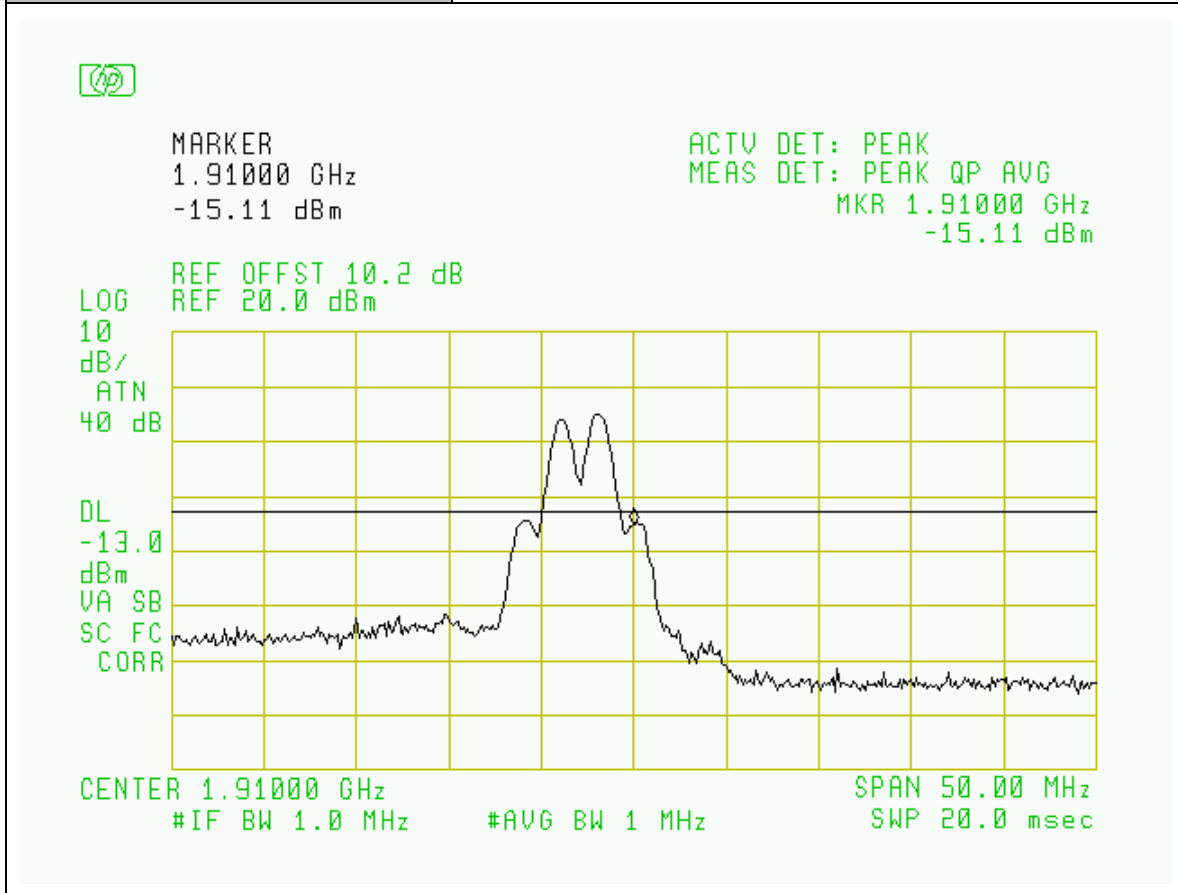
Project Number:	0048-050720-01
EUT:	Shyam Dual Band Home Booster DBHB-20
SN:	DBHBCE001
Tested By:	Wei Li
Temperature:	70°F
Humidity:	30%

Section:	Spurious Emissions at Antenna Terminals: PCS Bands / CDMA Modulation
Plot Name:	Downlink, Mid-Chn, Intermodulation
Configuration:	SG Input: -50dBm, Output Port: EUT MOBILE



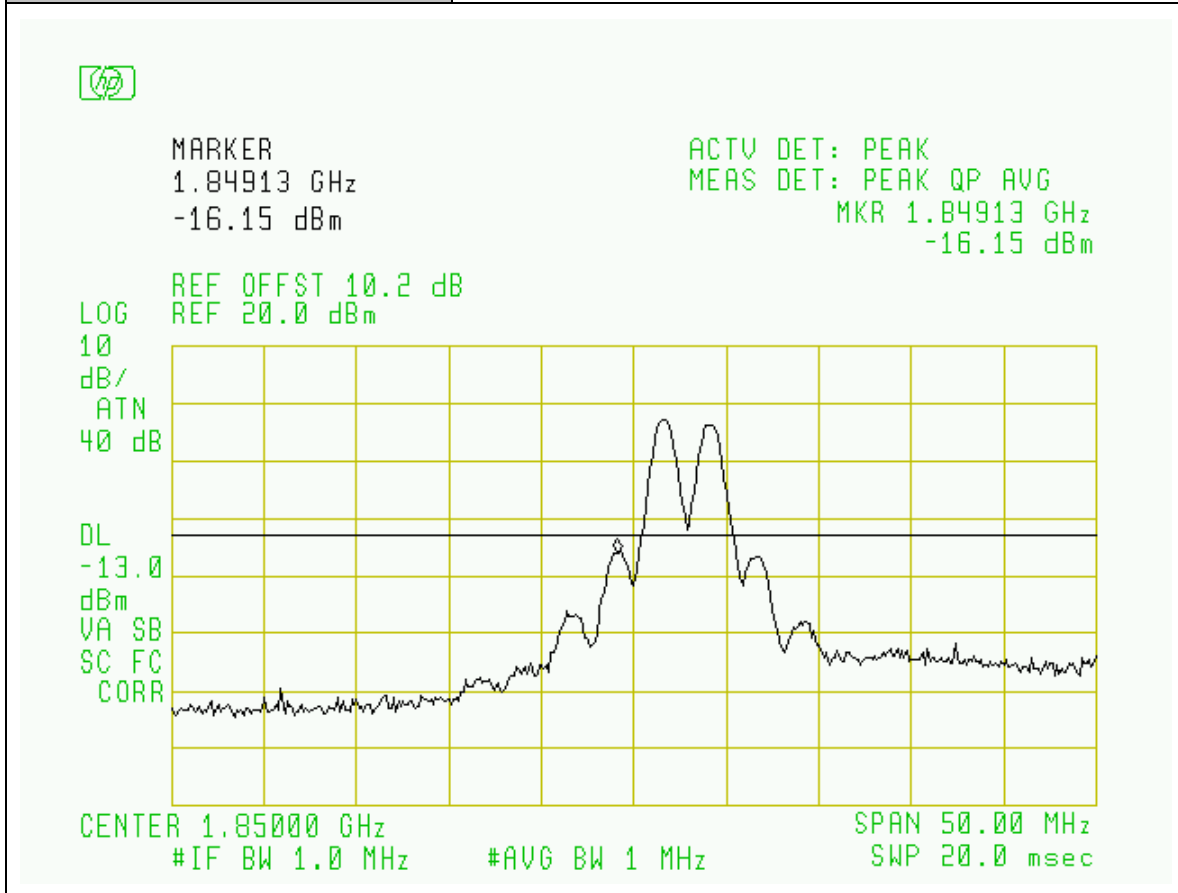
Project Number:	0048-050720-01
EUT:	Shyam Dual Band Home Booster DBHB-20
SN:	DBHBCE001
Tested By:	Edward Lee
Temperature:	70° F
Humidity:	30%

Section:	Spurious Emissions at Antenna Terminals: PCS Bands / GSM Modulation
Plot Name:	UL, Hi-Chn, Intermodulation , Upper Bandedge
Configuration:	SG Input: -50dBm, Output Port: EUT BTS



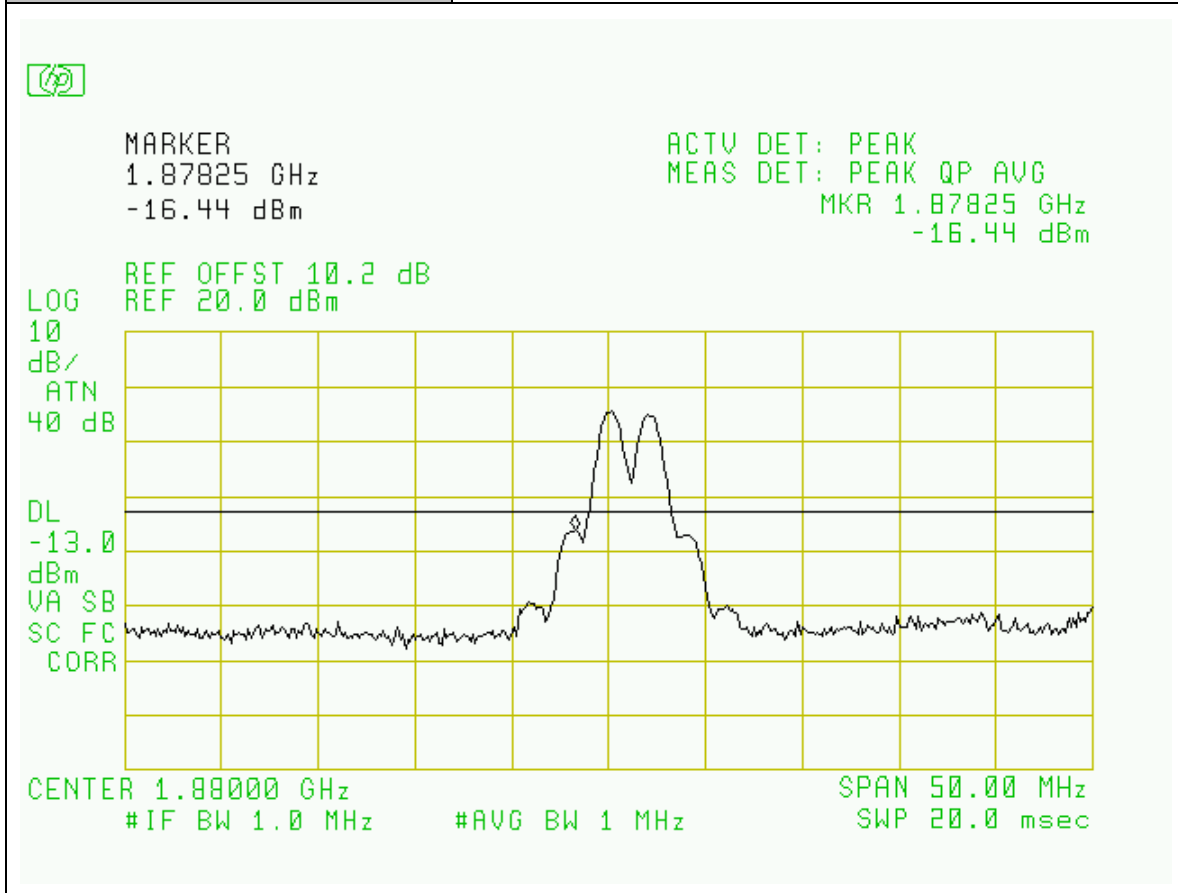
Project Number:	0048-050720-01
EUT:	Shyam Dual Band Home Booster DBHB-20
SN:	DBHBCE001
Tested By:	Edward Lee
Temperature:	70° F
Humidity:	30%

Section:	Spurious Emissions at Antenna Terminals: PCS Bands / GSM Modulation
Plot Name:	UL, Low-Chn, Intermodulation , Lower Bandedge
Configuration:	SG Input: -50dBm, Output Port: EUT BTS



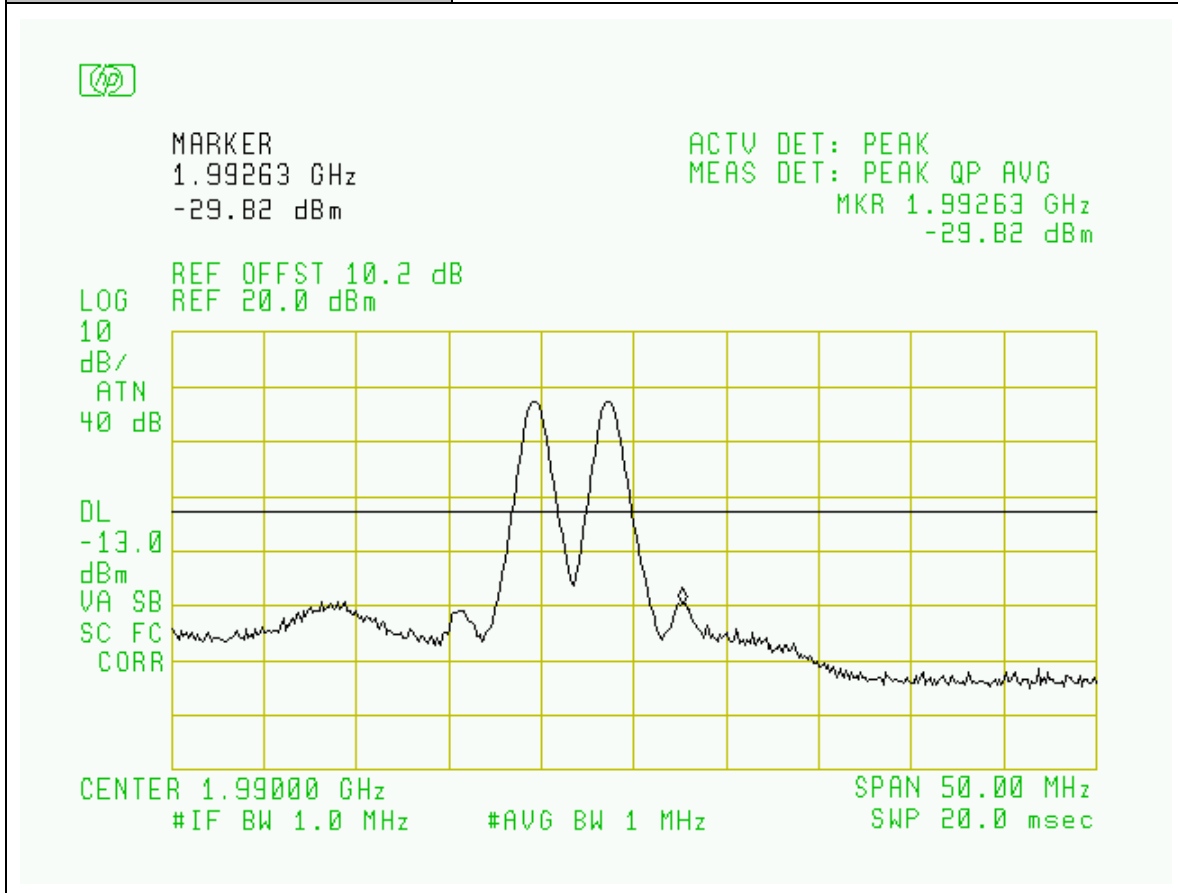
Project Number:	0048-050720-01
EUT:	Shyam Dual Band Home Booster DBHB-20
SN:	DBHBCE001
Tested By:	Edward Lee
Temperature:	70° F
Humidity:	30%

Section:	Spurious Emissions at Antenna Terminals: PCS Bands / GSM Modulation
Plot Name:	Uplink, Mid-Chn, Intermodulation
Configuration:	SG Input: -50dBm, Output Port: EUT BTS



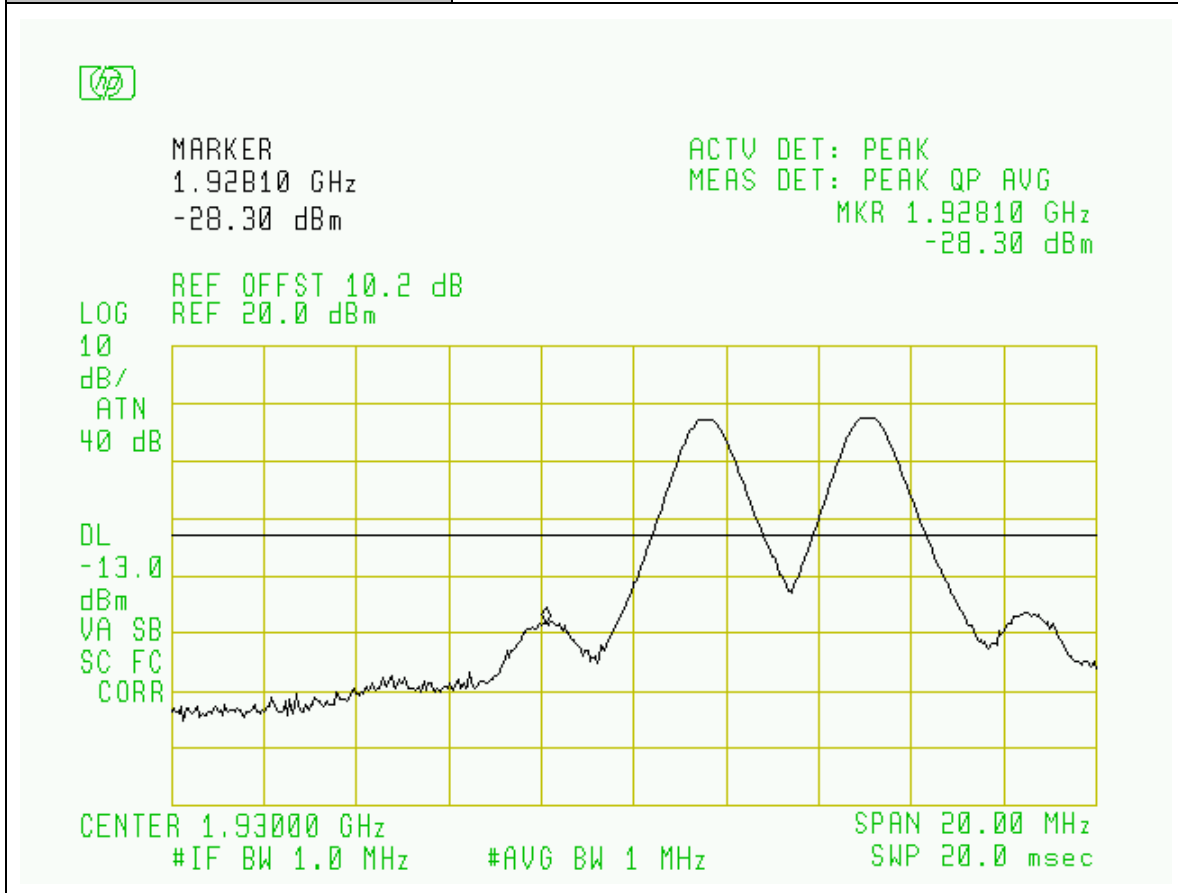
Project Number:	0048-050720-01
EUT:	Shyam Dual Band Home Booster DBHB-20
SN:	DBHBCE001
Tested By:	Edward Lee
Temperature:	70° F
Humidity:	30%

Section:	Spurious Emissions at Antenna Terminals: PCS Bands / GSM Modulation
Plot Name:	Downlink, Hi-Chn, Intermodulation , Upper Bandedge
Configuration:	SG Input: -50dBm, Output Port: EUT MOBILE



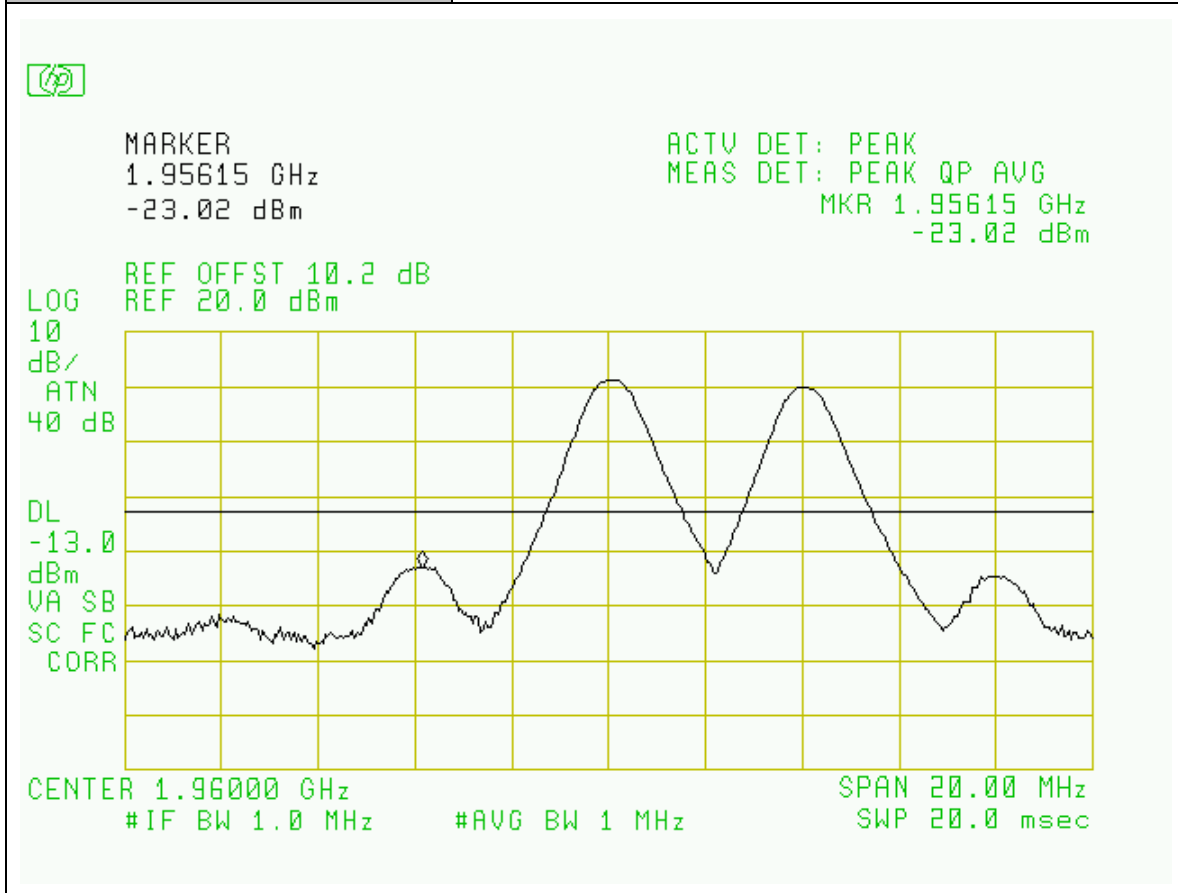
Project Number:	0048-050720-01
EUT:	Shyam Dual Band Home Booster DBHB-20
SN:	DBHBCE001
Tested By:	Edward Lee
Temperature:	70° F
Humidity:	30%

Section:	Spurious Emissions at Antenna Terminals: PCS Bands / GSM Modulation
Plot Name:	Downlink, Low-Chn, Intermodulation , Lower Bandedge
Configuration:	SG Input: -50dBm, Output Port: EUT MOBILE



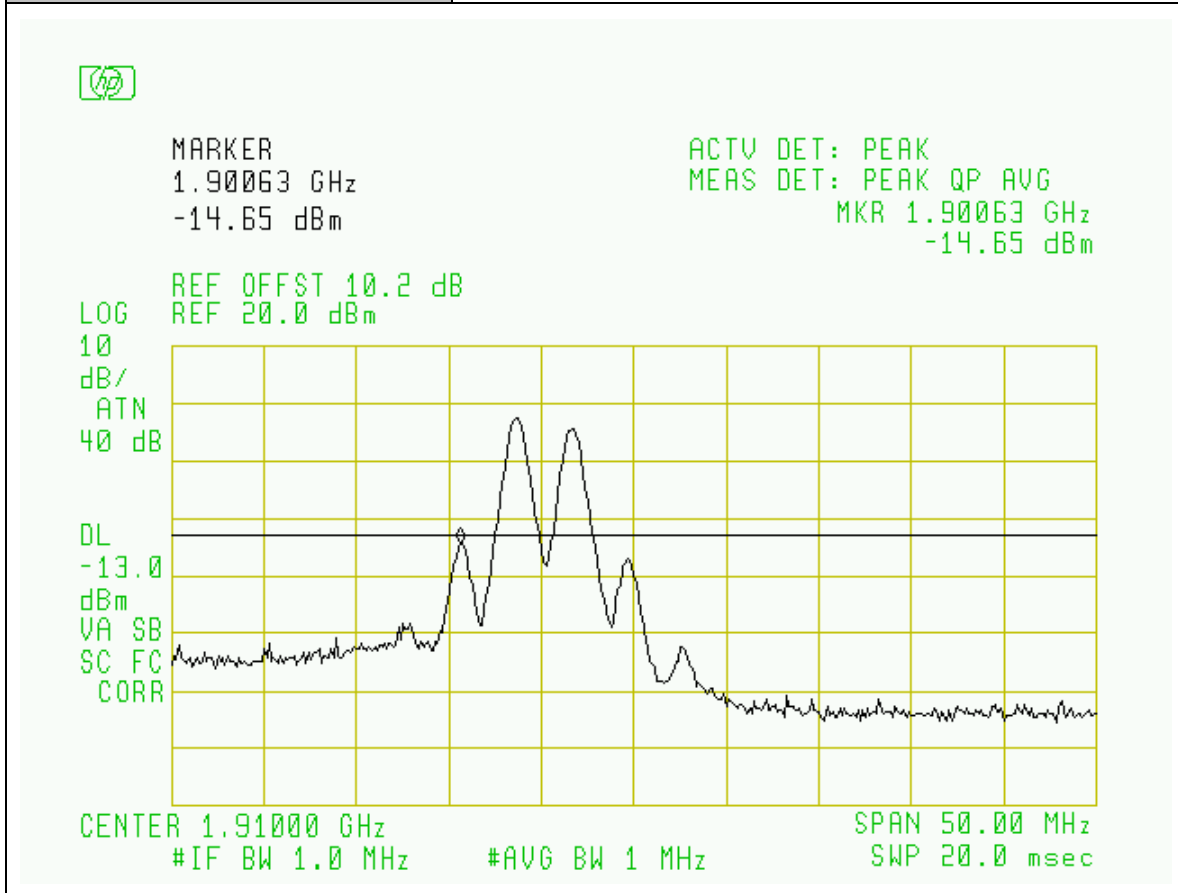
Project Number:	0048-050720-01
EUT:	Shyam Dual Band Home Booster DBHB-20
SN:	DBHBCE001
Tested By:	Edward Lee
Temperature:	70° F
Humidity:	30%

Section:	Spurious Emissions at Antenna Terminals: PCS Bands / GSM Modulation
Plot Name:	Downlink, Mid-Chn, Intermodulation
Configuration:	SG Input: -50dBm, Output Port: EUT MOBILE



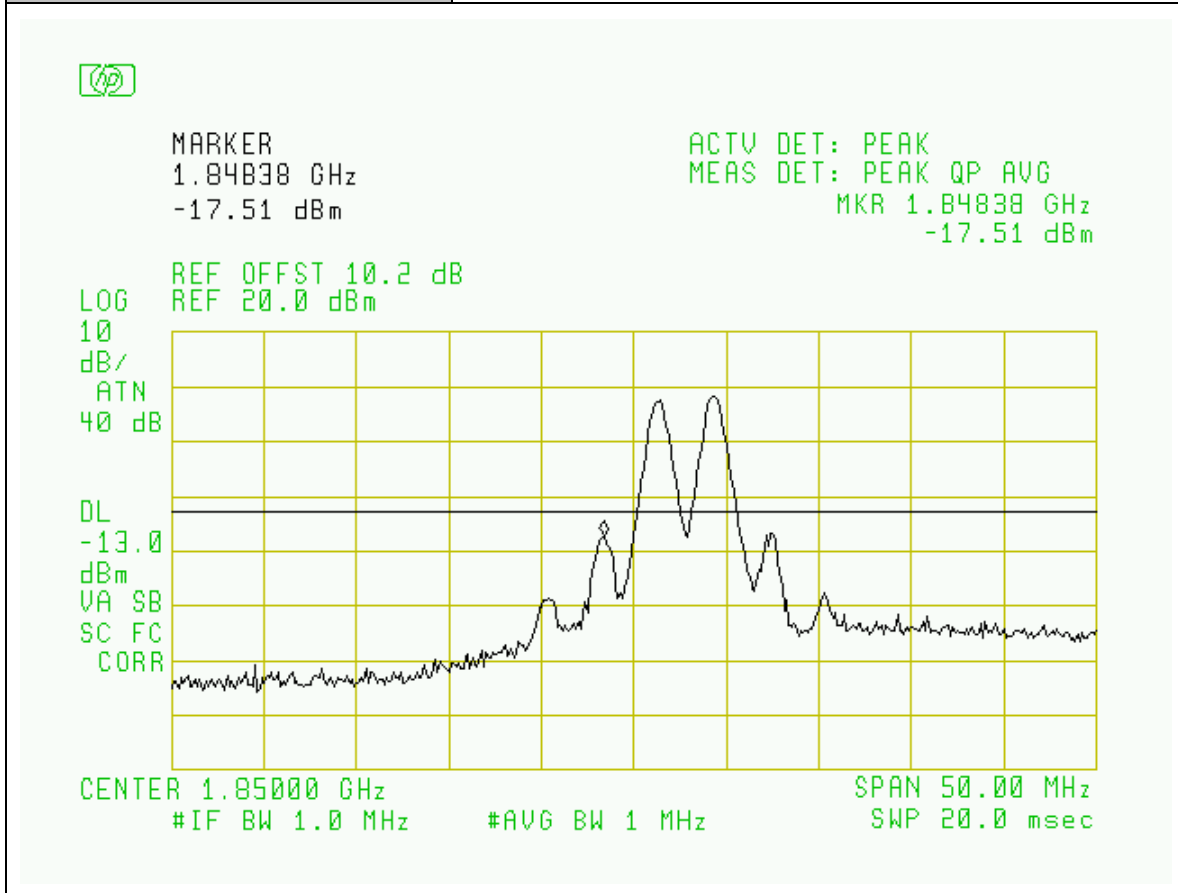
Project Number:	0048-050720-01
EUT:	Shyam Dual Band Home Booster DBHB-20
SN:	DBHBCE001
Tested By:	Edward Lee
Temperature:	70° F
Humidity:	30%

Section:	Spurious Emissions at Antenna Terminals: PCS Bands / EDGE Modulation
Plot Name:	UL, Hi-Chn, Intermodulation , Upper Bandedge
Configuration:	SG Input: -50dBm, Output Port: EUT BTS



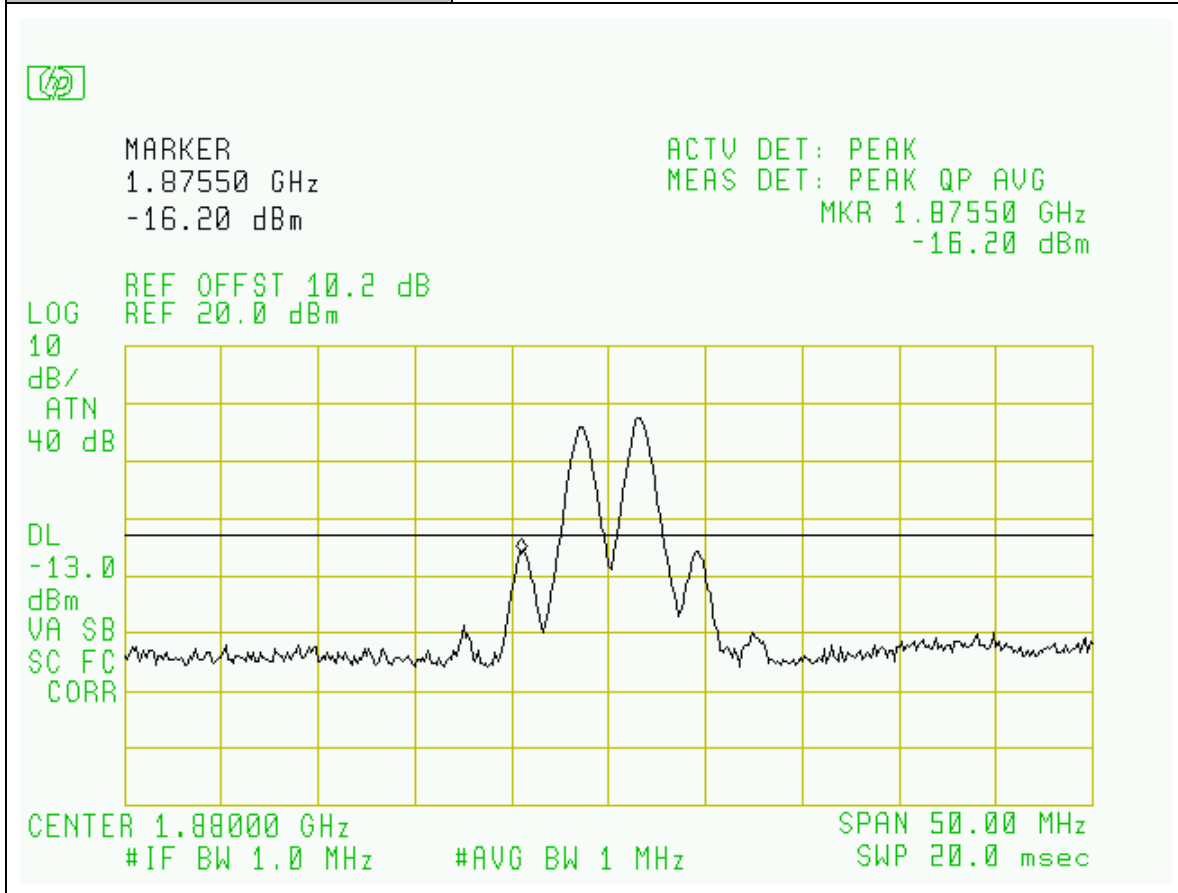
Project Number:	0048-050720-01
EUT:	Shyam Dual Band Home Booster DBHB-20
SN:	DBHBCE001
Tested By:	Edward Lee
Temperature:	70° F
Humidity:	30%

Section:	Spurious Emissions at Antenna Terminals: PCS Bands / EDGE Modulation
Plot Name:	UL, Low-Chn, Intermodulation , Lower Bandedge
Configuration:	SG Input: -50dBm, Output Port: EUT BTS



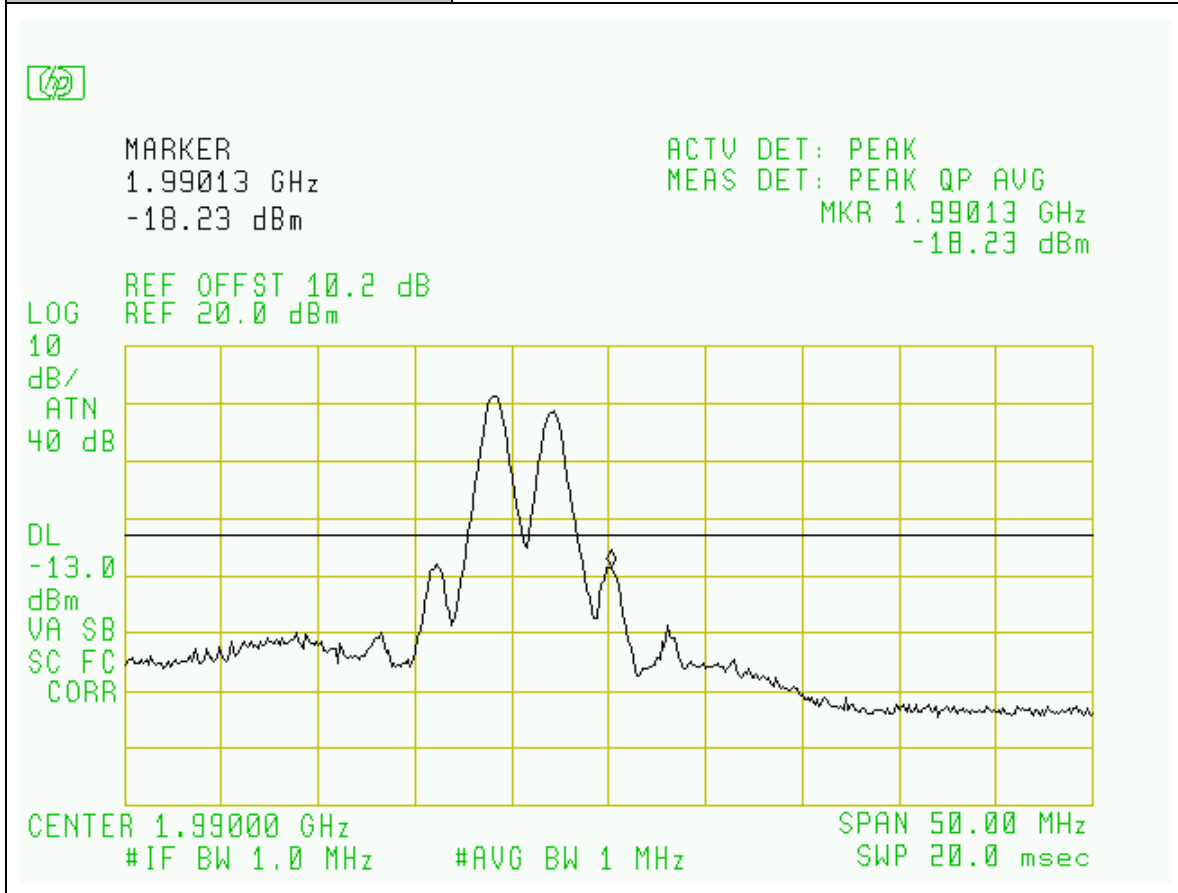
Project Number:	0048-050720-01
EUT:	Shyam Dual Band Home Booster DBHB-20
SN:	DBHBCE001
Tested By:	Edward Lee
Temperature:	70° F
Humidity:	30%

Section:	Spurious Emissions at Antenna Terminals: PCS Bands / EDGE Modulation
Plot Name:	Uplink, Mid-Chn, Intermodulation
Configuration:	SG Input: -50dBm, Output Port: EUT BTS



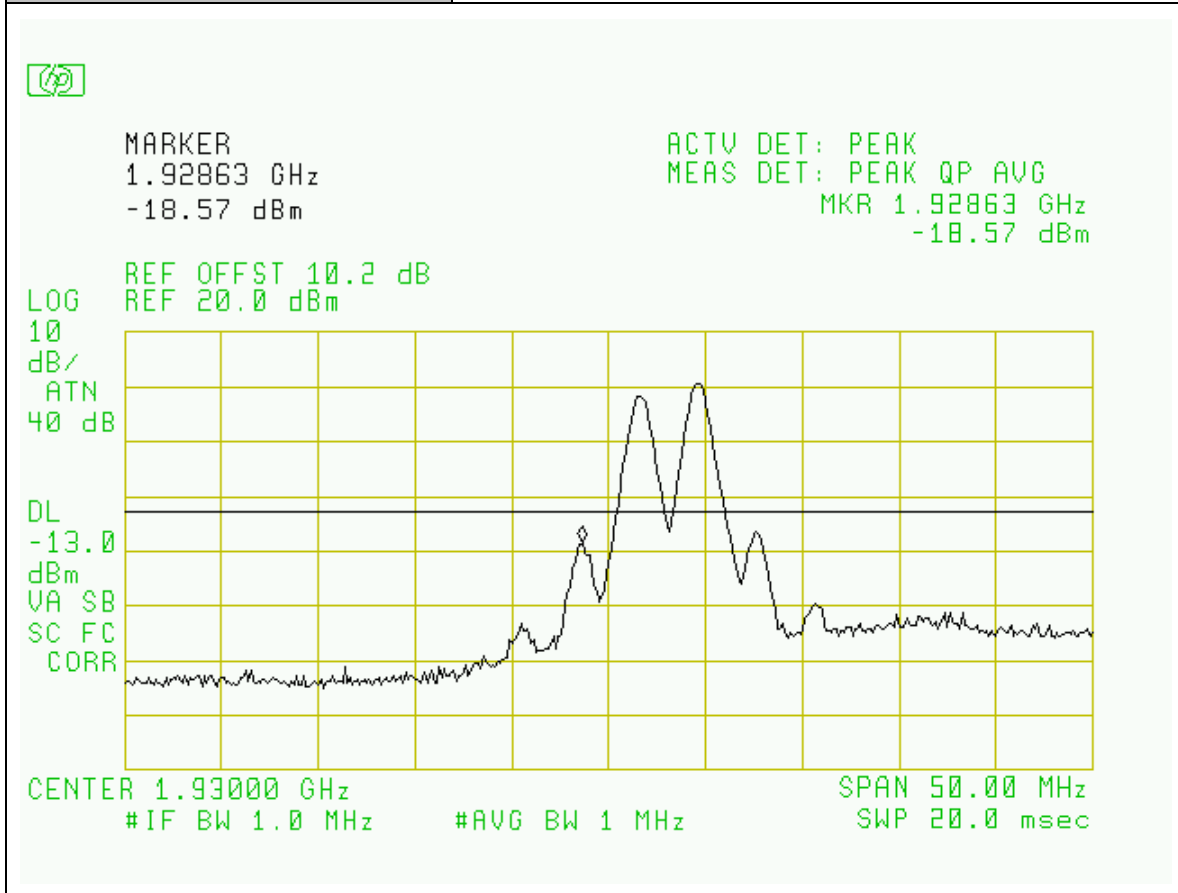
Project Number:	0048-050720-01
EUT:	Shyam Dual Band Home Booster DBHB-20
SN:	DBHBCE001
Tested By:	Edward Lee
Temperature:	70° F
Humidity:	30%

Section:	Spurious Emissions at Antenna Terminals: PCS Bands / EDGE Modulation
Plot Name:	Downlink, Hi-Chn, Intermodulation , Upper Bandedge
Configuration:	SG Input: -50dBm, Output Port: EUT MOBILE



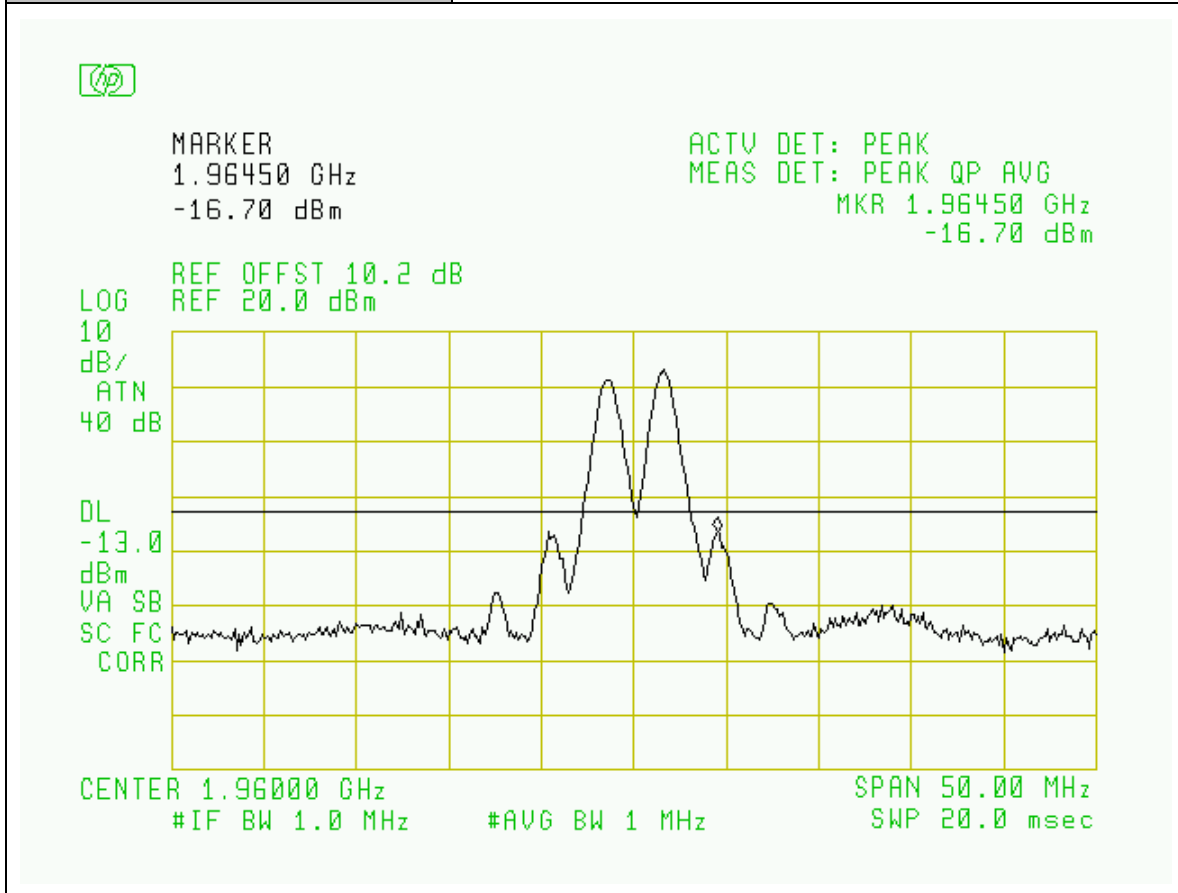
Project Number:	0048-050720-01
EUT:	Shyam Dual Band Home Booster DBHB-20
SN:	DBHBCE001
Tested By:	Edward Lee
Temperature:	70° F
Humidity:	30%

Section:	Spurious Emissions at Antenna Terminals: PCS Bands / EDGE Modulation
Plot Name:	Downlink, Low-Chn, Intermodulation , Lower Bandedge
Configuration:	SG Input: -50dBm, Output Port: EUT MOBILE



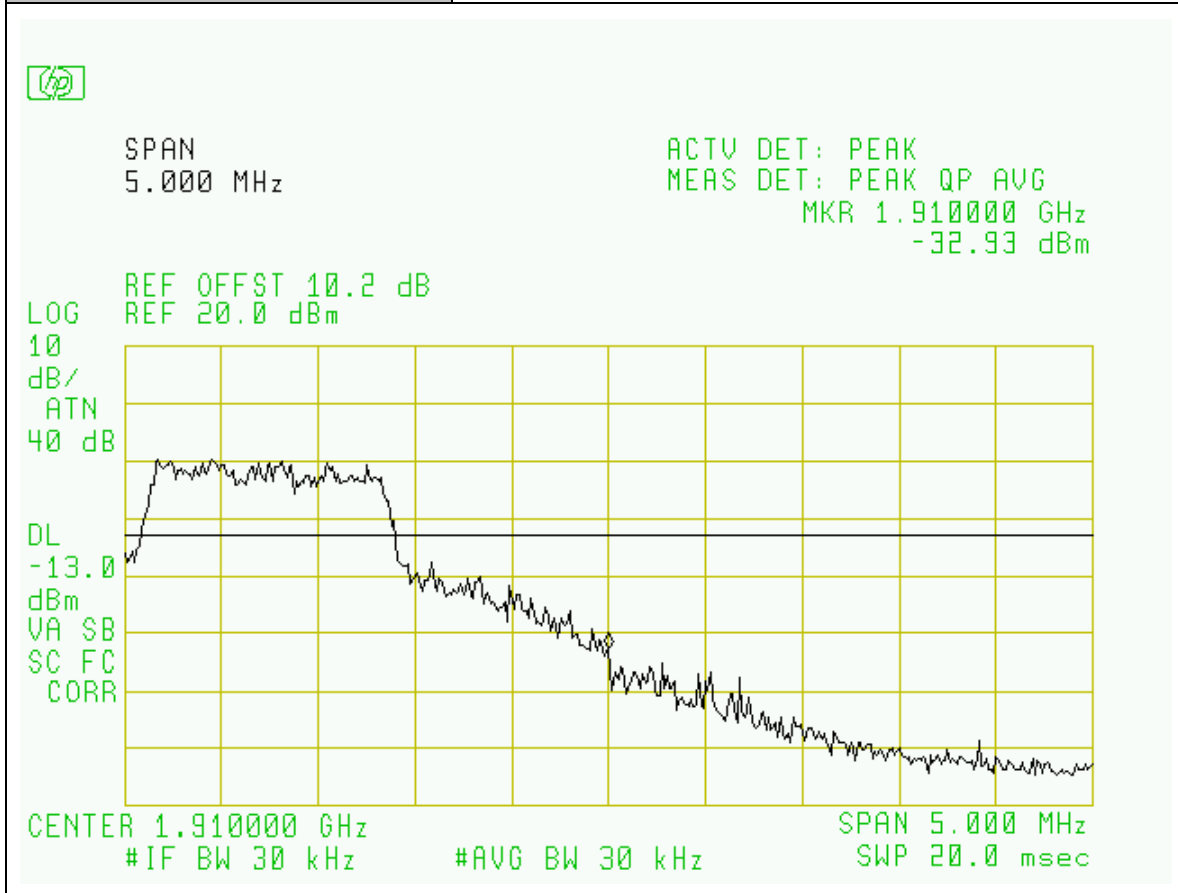
Project Number:	0048-050720-01
EUT:	Shyam Dual Band Home Booster DBHB-20
SN:	DBHBCE001
Tested By:	Edward Lee
Temperature:	70° F
Humidity:	30%

Section:	Spurious Emissions at Antenna Terminals: PCS Bands / EDGE Modulation
Plot Name:	Downlink, Mid-Chn, Intermodulation
Configuration:	SG Input: -50dBm, Output Port: EUT MOBILE



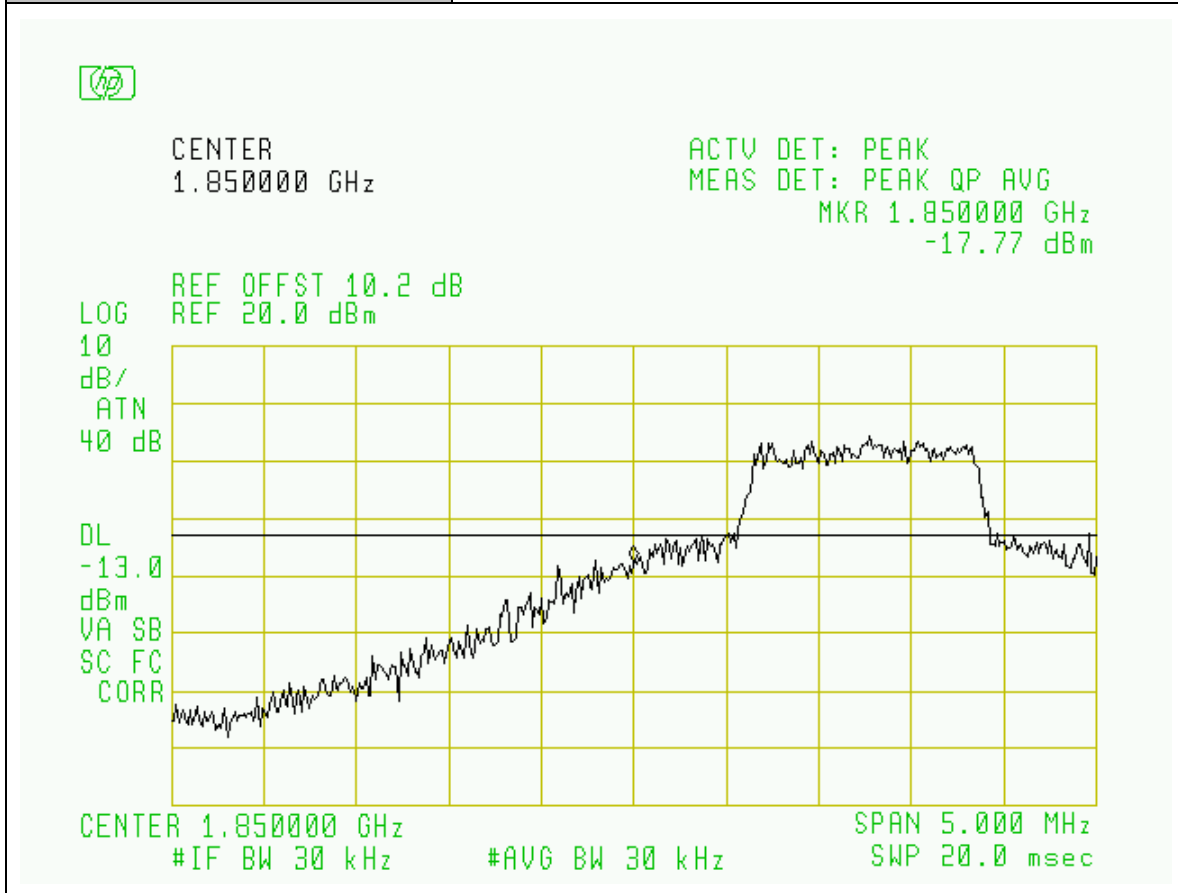
Project Number:	0048-050720-01
EUT:	Shyam Dual Band Home Booster DBHB-20
SN:	DBHBCE001
Tested By:	Edward Lee
Temperature:	70° F
Humidity:	30%

Section:	Spurious Emissions at Antenna Terminals: PCS Bands / CDMA Modulation
Plot Name:	UL, Hi-Chn, Upper Band Edge+1MHz
Configuration:	SG Input: -50dBm, Output Port: EUT BTS



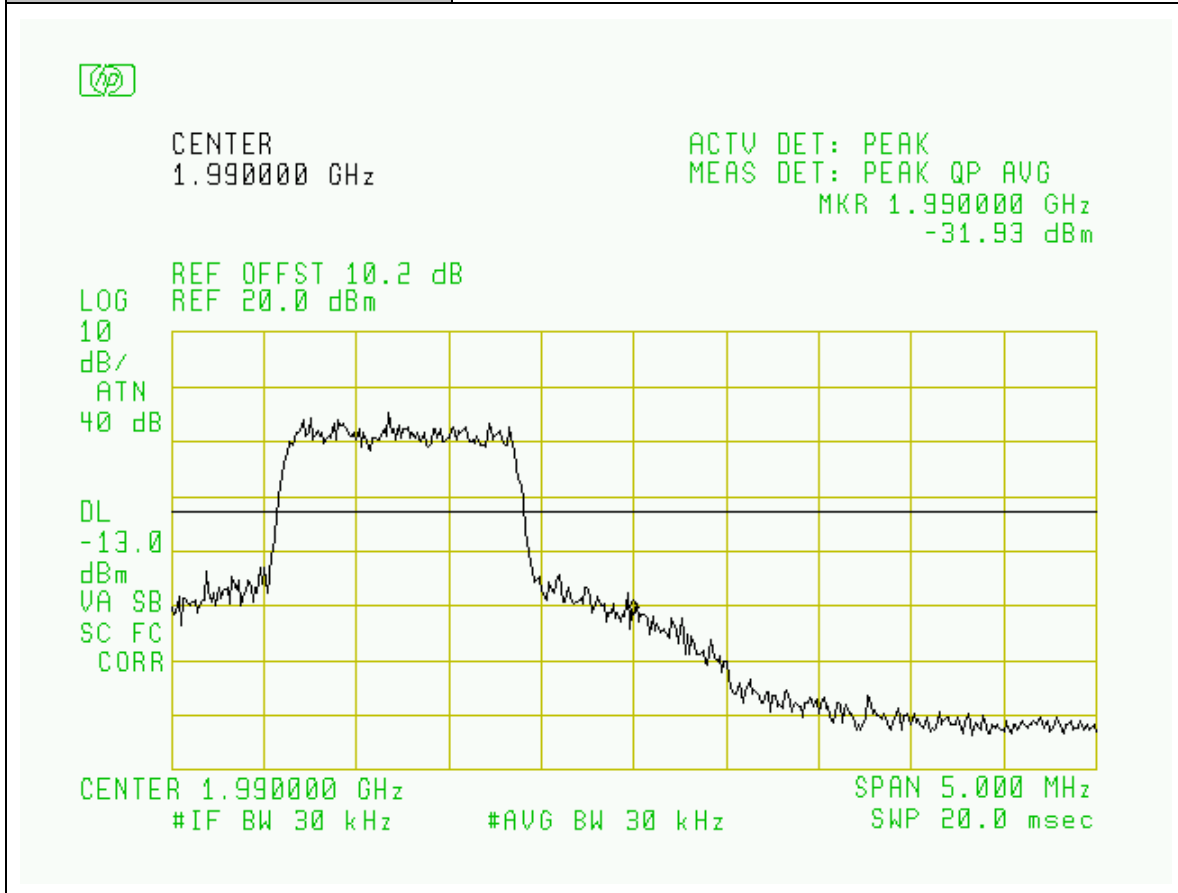
Project Number:	0048-050720-01
EUT:	Shyam Dual Band Home Booster DBHB-20
SN:	DBHBCE001
Tested By:	Edward Lee
Temperature:	70° F
Humidity:	30%

Section:	Spurious Emissions at Antenna Terminals: PCS Bands / CDMA Modulation
Plot Name:	UL, Low-Chn, Lower Band Edge -1MHz
Configuration:	SG Input: -50dBm, Output Port: EUT BTS



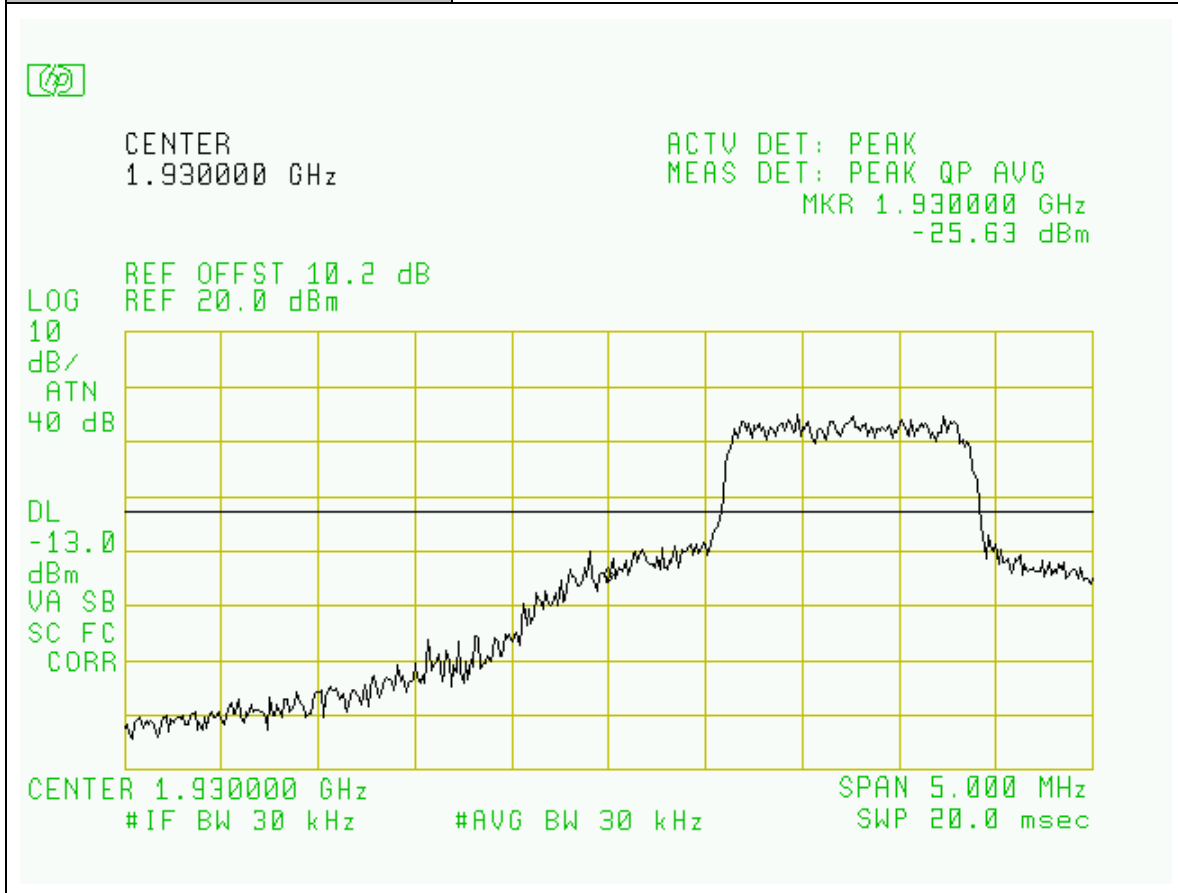
Project Number:	0048-050720-01
EUT:	Shyam Dual Band Home Booster DBHB-20
SN:	DBHBCE001
Tested By:	Edward Lee
Temperature:	70° F
Humidity:	30%

Section:	Spurious Emissions at Antenna Terminals: PCS Bands / CDMA Modulation
Plot Name:	DL, Hi-Chn, Upper Band Edge+1MHz
Configuration:	SG Input: -50dBm, Output Port: EUT MOBILE



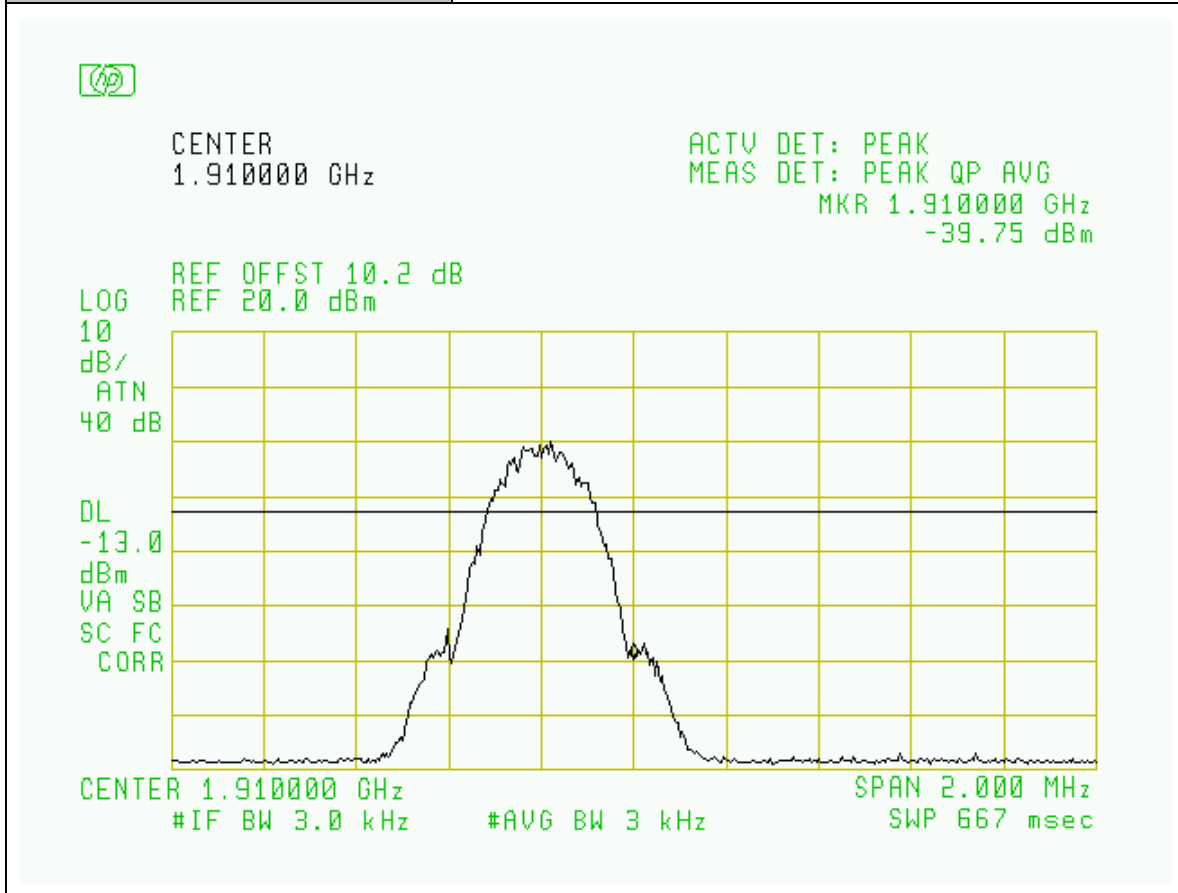
Project Number:	0048-050720-01
EUT:	Shyam Dual Band Home Booster DBHB-20
SN:	DBHBCE001
Tested By:	Edward Lee
Temperature:	70° F
Humidity:	30%

Section:	Spurious Emissions at Antenna Terminals: PCS Bands / CDMA Modulation
Plot Name:	DL, Low-Chn, Lower Band Edge -1MHz
Configuration:	SG Input: -50dBm, Output Port: EUT MOBILE



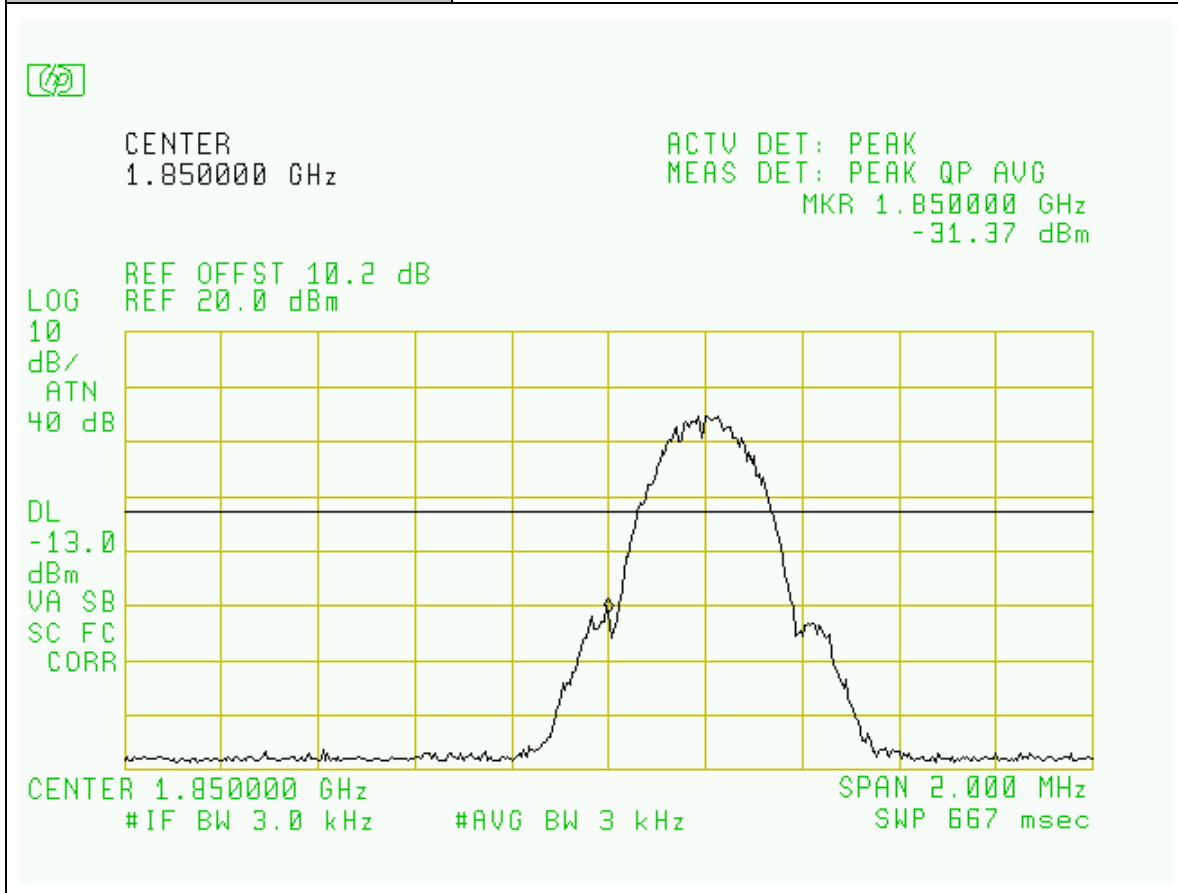
Project Number:	0048-050720-01
EUT:	Shyam Dual Band Home Booster DBHB-20
SN:	DBHBCE001
Tested By:	Edward Lee
Temperature:	70° F
Humidity:	30%

Section:	Spurious Emissions at Antenna Terminals: PCS Bands / GSM Modulation
Plot Name:	UL, Hi-Chn, Upper Band Edge+1MHz
Configuration:	SG Input: -50dBm, Output Port: EUT BTS



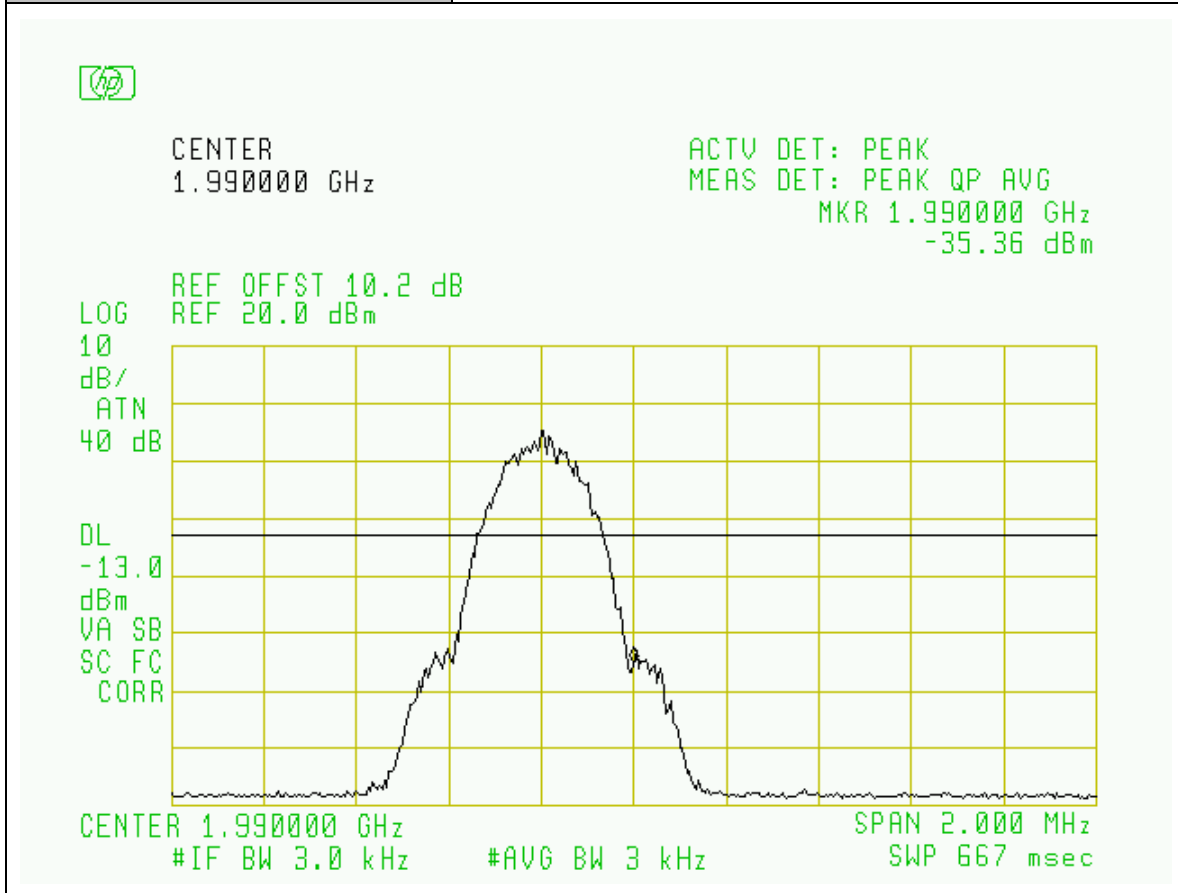
Project Number:	0048-050720-01
EUT:	Shyam Dual Band Home Booster DBHB-20
SN:	DBHBCE001
Tested By:	Edward Lee
Temperature:	70° F
Humidity:	30%

Section:	Spurious Emissions at Antenna Terminals: PCS Bands / GSM Modulation
Plot Name:	UL, Low-Chn, Lower Band Edge -1MHz
Configuration:	SG Input: -50dBm, Output Port: EUT BTS



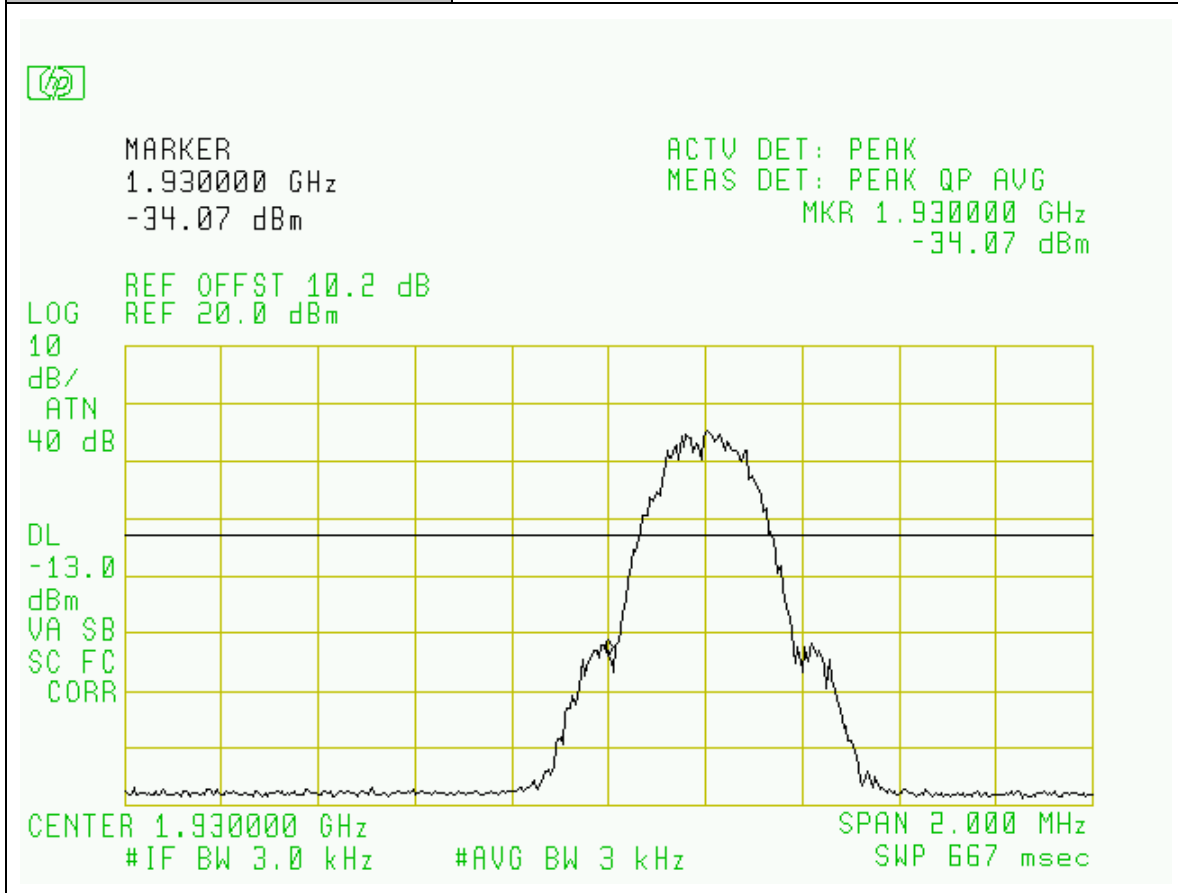
Project Number:	0048-050720-01
EUT:	Shyam Dual Band Home Booster DBHB-20
SN:	DBHBCE001
Tested By:	Edward Lee
Temperature:	70° F
Humidity:	30%

Section:	Spurious Emissions at Antenna Terminals: PCS Bands / GSM Modulation
Plot Name:	DL, Hi-Chn, Upper Band Edge+1MHz
Configuration:	SG Input: -50dBm, Output Port: EUT MOBILE



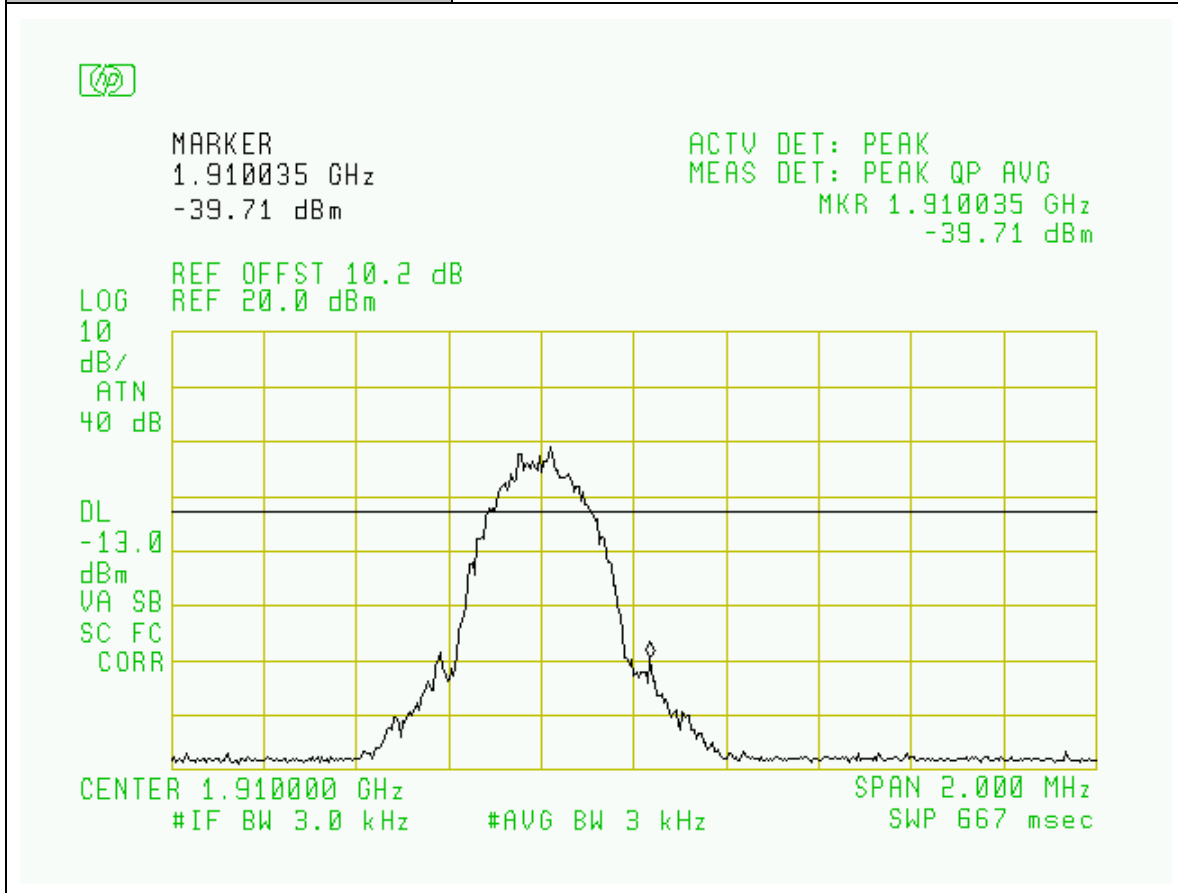
Project Number:	0048-050720-01
EUT:	Shyam Dual Band Home Booster DBHB-20
SN:	DBHBCE001
Tested By:	Edward Lee
Temperature:	70° F
Humidity:	30%

Section:	Spurious Emissions at Antenna Terminals: PCS Bands / GSM Modulation
Plot Name:	DL, Low-Chn, Lower Band Edge -1MHz
Configuration:	SG Input: -50dBm, Output Port: EUT MOBILE



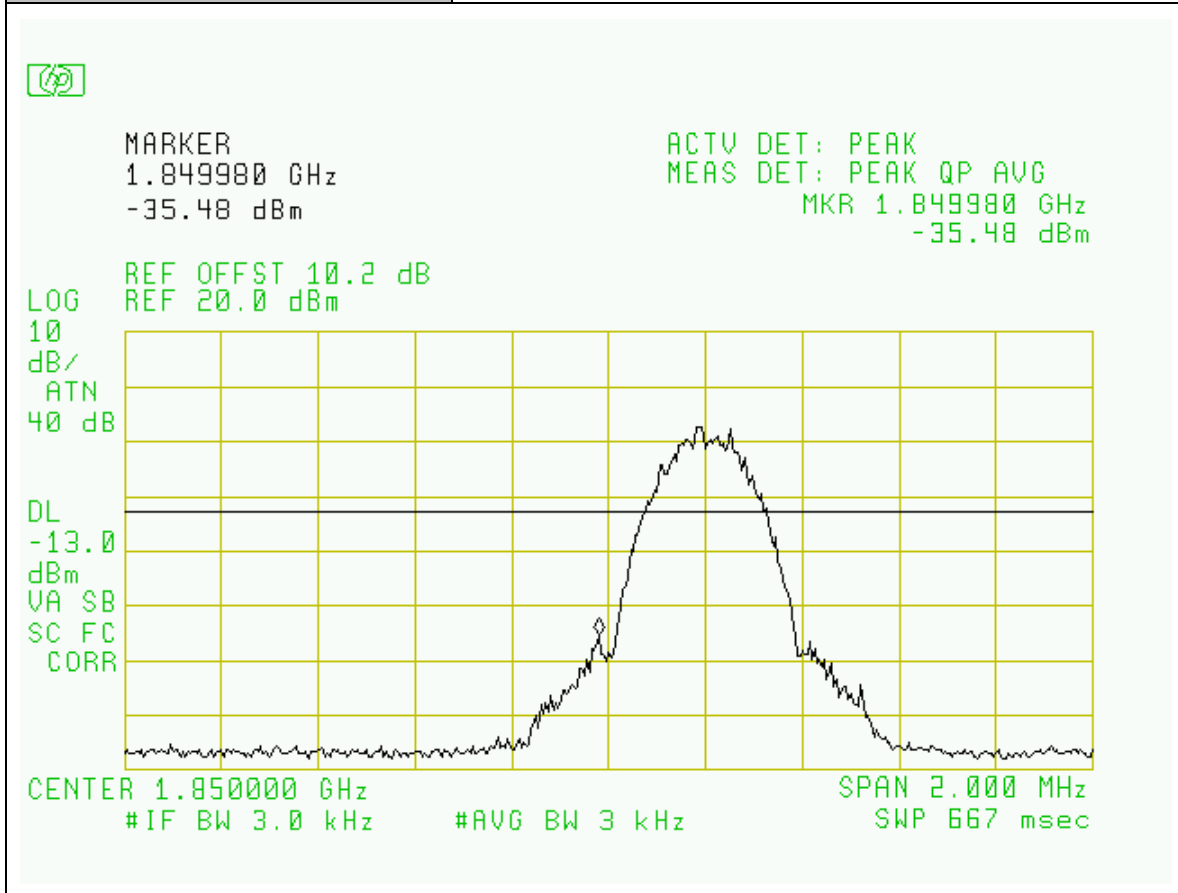
Project Number:	0048-050720-01
EUT:	Shyam Dual Band Home Booster DBHB-20
SN:	DBHBCE001
Tested By:	Edward Lee
Temperature:	70° F
Humidity:	30%

Section:	Spurious Emissions at Antenna Terminals: PCS Bands / EDGE Modulation
Plot Name:	UL, Hi-Chn, Upper Band Edge+1MHz
Configuration:	SG Input: -50dBm, Output Port: EUT BTS



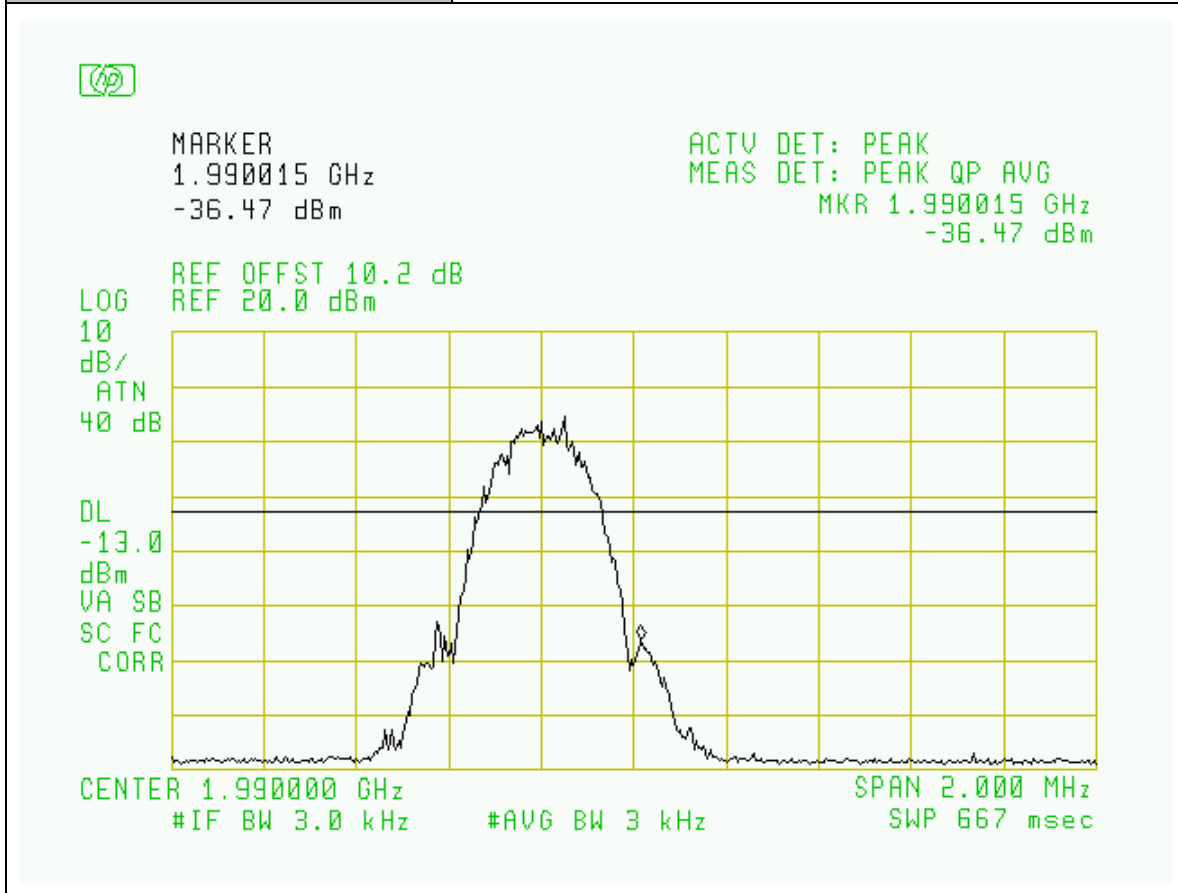
Project Number:	0048-050720-01
EUT:	Shyam Dual Band Home Booster DBHB-20
SN:	DBHBCE001
Tested By:	Edward Lee
Temperature:	70° F
Humidity:	30%

Section:	Spurious Emissions at Antenna Terminals: PCS Bands / EDGE Modulation
Plot Name:	UL, Low-Chn, Lower Band Edge -1MHz
Configuration:	SG Input: -50dBm, Output Port: EUT BTS



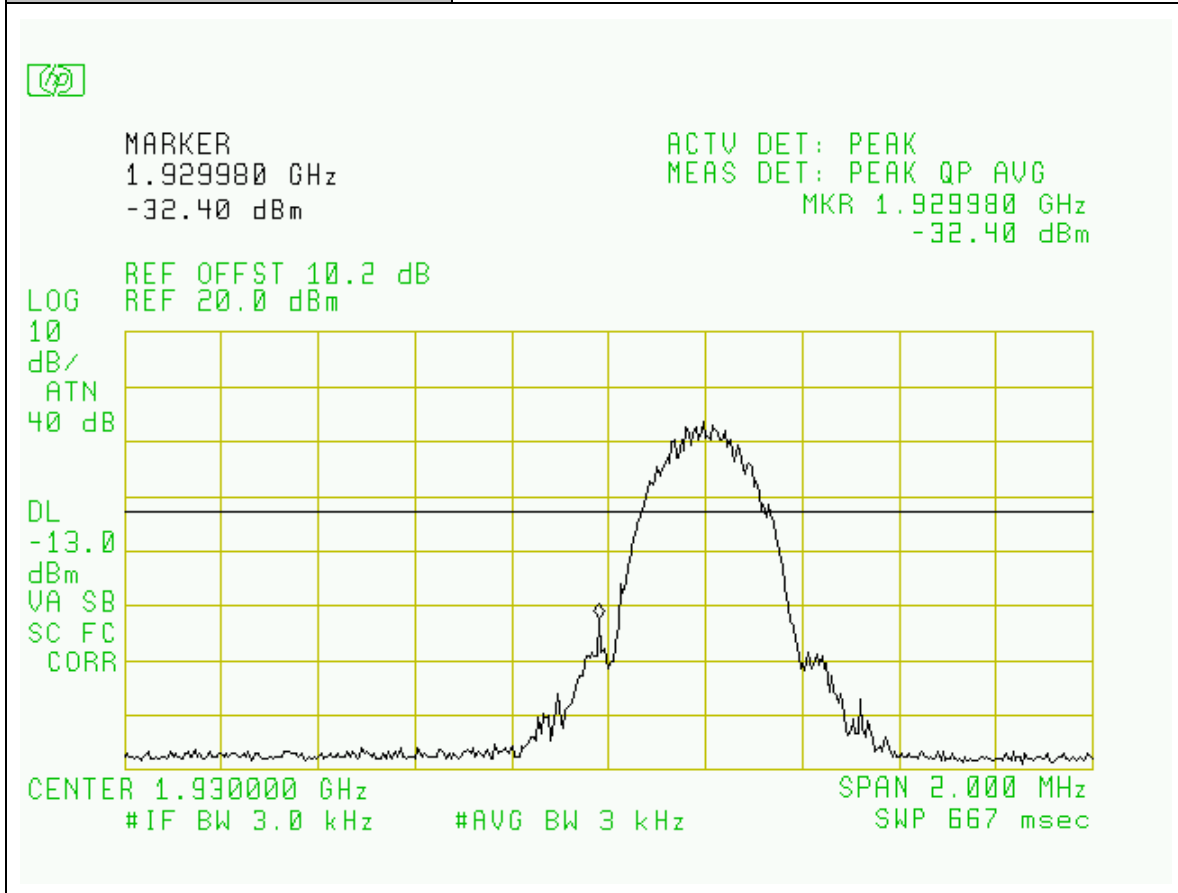
Project Number:	0048-050720-01
EUT:	Shyam Dual Band Home Booster DBHB-20
SN:	DBHBCE001
Tested By:	Edward Lee
Temperature:	70° F
Humidity:	30%

Section:	Spurious Emissions at Antenna Terminals: PCS Bands / EDGE Modulation
Plot Name:	DL, Hi-Chn, Upper Band Edge+1MHz
Configuration:	SG Input: -50dBm, Output Port: EUT MOBILE



Project Number:	0048-050720-01
EUT:	Shyam Dual Band Home Booster DBHB-20
SN:	DBHBCE001
Tested By:	Edward Lee
Temperature:	70° F
Humidity:	30%

Section:	Spurious Emissions at Antenna Terminals: PCS Bands / EDGE Modulation
Plot Name:	DL, Low-Chn, Lower Band Edge -1MHz
Configuration:	SG Input: -50dBm, Output Port: EUT MOBILE



Section 6. Field Strength of Spurious

Name of Test:	<i>Field Strength of Spurious</i>	Test Standard:	22.917 24.238
Tested By:	EDWARD LEE	Test Date:	07/20/2005-08/01/2005

Minimum Standard: Para. No. 22.917(e). The mean power of emissions must be attenuated below the mean power of the unmodulated carrier on any frequency twice or more than twice the fundamental emission by at least $43 + 10 \log P$. This is equivalent to -13 dBm absolute power. Para. No. 24.238(a). The magnitude of each spurious and harmonic emission that can be detected when the equipment is operated under conditions specified in the instruction manual and/or alignment procedure, shall not less than $43+10 \log$ (mean output power in watts) dBc below the mean power output outside a licensee's frequency block (-13dBm).

Method of Measurement: TIA/EIA-603-1992, Section 2.2.12
The antenna substitution method was used to determine the equivalent radiated power at spurious frequencies. The spurious emissions were measured at a distance of 3 meters. The EUT was then replaced with a reference substitution antenna with a known gain referenced to a dipole. This antenna was fed with a signal at the spurious frequency. The level of the signal was adjusted to repeat the previously measured level. The resulting ERP is the signal level fed to the reference antenna corrected for gain referenced to a dipole.

Test Result:

Complies

Test Data:

See Attached Table(s)

Configuration	Cellular
Band	Downlink
Channel	Low

Freq. (MHz)	H,V	SA Reading (dBuV)	SG Reading (dBm)	CL (dB)	Gain (dBi)	ERP (dBm)	Limit (dBm)	Margin (dB)
1738.4	V	44.3	-73	1.2	7.0	-69.35	-13	-56.35
2607.6	V	45.0	-74	1.4	9.1	-68.45	-13	-55.45
3476.8	V	46.0	-73	1.7	9.1	-67.75	-13	-54.75
4346.0	V	38.6	-80	1.9	10.0	-74.05	-13	-61.05
5215.2*	V	40.0	-80	2.1	10.0	-74.25	-13	-61.25
6084.4*	V	41.5	-79	2.4	11.0	-72.55	-13	-59.55
6953.6*	V	41.4	-79	2.5	10.5	-73.15	-13	-60.15
7822.8*	V	41.5	-79	2.8	10.0	-73.95	-13	-60.95
8692.0*	V	41.6	-78	2.9	10.9	-72.15	-13	-59.15

NOTE:

* Measured noise floor

SA: Spectrum Analyzer**SG:** Signal Generator**CL:** SMA cable loss (6ft)**Worse case: Vertical****H=horizontal and V=vertical****ERP = SG reading - CL + Gain (dBi)-2.15****Margin = ERP - Limit**

Configuration	Cellular
Band	Downlink
Channel	Mid

Freq. (MHz)	H,V	SA Reading (dBuV)	SG Reading (dBm)	CL (dB)	Gain (dBi)	ERP (dBm)	Limit (dBm)	Margin (dB)
1763.0	V	46.2	-70	1.2	7.1	-66.25	-13	-53.25
2644.5	V	45.7	-71	1.4	9.1	-65.45	-13	-52.45
3526.0	V	46.6	-72	1.7	9.2	-66.65	-13	-53.65
4407.5	V	37.2	-80	1.9	10.5	-73.55	-13	-60.55
5289.0*	V	37.5	-79	2.1	10.2	-73.05	-13	-60.05
6170.5*	V	40.0	-79	2.4	11.1	-72.45	-13	-59.45
7052.0*	V	40.6	-79	2.5	10.6	-73.05	-13	-60.05
7933.5*	V	41.7	-79	2.8	10.1	-73.85	-13	-60.85
8815.0*	V	41.5	-78	2.9	10.9	-72.15	-13	-59.15

NOTE:

* Measured noise floor

SA: Spectrum Analyzer**SG:** Signal Generator**CL:** SMA cable loss (6ft)**Worse case: Vertical****H=horizontal and V=vertical****ERP = SG reading - CL + Gain (dBi)-2.15****Margin = ERP - Limit**

Configuration	Cellular
Band	Downlink
Channel	High

Freq. (MHz)	H,V	SA Reading (dBuV)	SG Reading (dBm)	CL (dB)	Gain (dBi)	ERP (dBm)	Limit (dBm)	Margin (dB)
1787.6	V	44.0	-72	1.2	7.3	-68.05	-13	-55.05
2681.4	V	45.1	-72	1.4	9.2	-65.35	-13	-52.35
3575.2	V	45.5	-73	1.7	9.6	-67.25	-13	-54.25
4469.0	V	36.9	-82	1.9	10.5	-75.55	-13	-62.55
5362.8*	V	37.8	-81	2.1	10.1	-75.15	-13	-62.15
6256.6*	V	40.3	-79	2.4	11.2	-72.35	-13	-59.35
7150.4*	V	40.5	-79	2.5	10.7	-72.95	-13	-59.95
8044.2*	V	41.6	-79	2.8	10.0	-73.95	-13	-60.95
8938.0*	V	41.3	-79	2.9	10.8	-73.25	-13	-60.25

NOTE:

* Measured noise floor

SA: Spectrum Analyzer**SG:** Signal Generator**CL:** SMA cable loss (6ft)**Worse case: Vertical****H=horizontal and V=vertical****ERP = SG reading - CL + Gain (dBi)-2.15****Margin = ERP - Limit**

Configuration	Cellular
Band	Uplink
Channel	Low

Freq. (MHz)	H,V	SA Reading (dBuV)	SG Reading (dBm)	CL (dB)	Gain (dBi)	ERP (dBm)	Limit (dBm)	Margin (dB)
1648.4	V	44.5	-74	1.2	7.0	-60.35	-13	-57.35
2472.6	V	45.8	-73	1.3	9.0	-67.45	-13	-54.45
3296.8	V	46.0	-72	1.6	9.5	-66.25	-13	-51.25
4121.0	V	38.9	-81	1.8	9.7	-75.25	-13	-62.25
4945.2*	V	38.7	-81	2.0	9.7	-75.45	-13	-62.45
5769.4*	V	40.5	-79	2.3	10.5	-72.95	-13	-59.95
6593.6*	V	40.8	-79	2.4	11.4	-72.15	-13	-59.15
7417.8*	V	40.4	-79	2.7	11.2	-72.65	-13	-59.65
8242.0*	V	40.8	-79	2.8	10.0	-73.95	-13	-60.95

NOTE:

* Measured noise floor
SA: Spectrum Analyzer
SG: Signal Generator
CL: SMA cable loss (6ft)

Worse case: Vertical
H=horizontal and V=vertical
ERP = SG reading - CL + Gain (dBi)-2.15
Margin = ERP - Limit

Configuration	Cellular
Band	Uplink
Channel	Mid

Freq. (MHz)	H,V	SA Reading (dBuV)	SG Reading (dBm)	CL (dB)	Gain (dBi)	ERP (dBm)	Limit (dBm)	Margin (dB)
1673.0	V	45.2	-74	1.2	7.0	-60.35	-13	-57.35
2509.5	V	46.0	-73	1.3	9.0	-67.45	-13	-54.45
3346.0	V	47.0	-73	1.6	9.5	-67.25	-13	-54.25
4182.5	V	39.4	-80	1.8	9.7	-74.25	-13	-61.25
5019.0*	V	40.3	-79	2.0	9.7	-73.45	-13	-60.45
5855.5*	V	41.5	-79	2.3	10.5	-72.95	-13	-59.95
6692.0*	V	41.1	-79	2.4	11.4	-72.15	-13	-59.15
7528.5*	V	41.6	-78	2.7	11.2	-71.65	-13	-58.65
8365.0*	V	41.8	-78	2.8	10.0	-72.95	-13	-59.95

NOTE:

* Measured noise floor

SA: Spectrum Analyzer**SG:** Signal Generator**CL:** SMA cable loss (6ft)**Worse case: Vertical****H=horizontal and V=vertical****ERP = SG reading - CL + Gain (dBi)-2.15****Margin = ERP - Limit**

Configuration	Cellular
Band	Uplink
Channel	High

Freq. (MHz)	H,V	SA Reading (dBuV)	SG Reading (dBm)	CL (dB)	Gain (dBi)	ERP (dBm)	Limit (dBm)	Margin (dB)
1697.6	V	44.4	-74	1.2	7.1	-60.25	-13	-57.25
2546.4	V	46.2	-73	1.3	9.1	-67.35	-13	-54.35
3395.2	V	45.0	-74	1.6	9.6	-68.15	-13	-55.15
4244.0	V	39.8	-80	1.8	9.7	-74.25	-13	-61.25
5092.8*	V	40.7	-79	2.0	9.8	-73.35	-13	-60.35
5941.6*	V	41.5	-79	2.3	10.6	-72.85	-13	-59.85
6790.4*	V	41.3	-79	2.4	11.5	-72.05	-13	-59.05
7639.2*	V	41.6	-78	2.7	11.3	-71.55	-13	-58.55
8488.0*	V	41.8	-78	2.8	10.1	-72.85	-13	-59.85

NOTE:

* Measured noise floor

SA: Spectrum Analyzer**SG:** Signal Generator**CL:** SMA cable loss (6ft)**Worse case: Vertical****H=horizontal and V=vertical****ERP = SG reading - CL + Gain (dBi)-2.15****Margin = ERP - Limit**

Configuration	PCS
Band	Downlink
Channel	Low

Freq. (MHz)	H,V	SA Reading (dBuV)	SG Reading (dBm)	CL (dB)	Gain (dBi)	EIRP (dBm)	Limit (dBm)	Margin (dB)
3860.4	V	46.5	-79	1.8	9.6	-63.2	-13	-50.2
5790.6	V	45.4	-74	2.4	10.8	-65.6	-13	-52.6
7736.8	V	43.6	-76	2.8	10.6	-68.2	-13	-55.2
9671.0*	V	42.8	-77	3.1	10.9	-69.2	-13	-56.2
11605.2*	V	43.6	-78	3.4	12.1	-69.3	-13	-56.3
13539.4*	V	44.8	-78	3.9	12.1	-69.8	-13	-56.8
15473.6*	V	46.2	-77	4.2	14.9	-66.3	-13	-53.3
17407.8*	V	47.4	-72	4.5	10.6	-65.9	-13	-52.9
19342.0*	V	48.0	-71	4.8	8	-67.8	-13	-54.8

NOTE:

* Measured noise floor

SA: Spectrum Analyzer

SG: Signal Generator

CL: SMA cable loss (6ft)

Worse case: Vertical

H=horizontal and V=vertical

EIRP = SG reading - CL + Gain (dBi)

Margin = EIRP - Limit

Configuration	PCS
Band	Downlink
Channel	Mid

Freq. (MHz)	H,V	SA Reading (dBuV)	SG Reading (dBm)	CL (dB)	Gain (dBi)	EIRP (dBm)	Limit (dBm)	Margin (dB)
3920	V	48.0	-70	1.8	9.6	-62.2	-13	-49.2
5880	V	47.6	-71	2.4	10.8	-62.6	-13	-49.6
7840	V	44.9	-75	2.8	10.6	-67.2	-13	-54.2
9800*	V	43.0	-77	3.1	10.9	-69.2	-13	-56.2
11760*	V	43.6	-78	3.4	12.1	-69.3	-13	-56.3
13720*	V	44.2	-78	3.9	12.1	-69.8	-13	-56.8
15680*	V	45.8	-77	4.2	14.9	-66.3	-13	-53.3
17640*	V	47.8	-72	4.5	10.6	-65.9	-13	-52.9
19600*	V	48.2	-71	4.8	8	-67.8	-13	-54.8

NOTE:

* Measured noise floor

SA: Spectrum Analyzer**SG:** Signal Generator**CL:** SMA cable loss (6ft)**Worse case: Vertical****H=horizontal and V=vertical****EIRP = SG reading - CL + Gain (dBi)****Margin = EIRP - Limit**

Configuration	PCS
Band	Downlink
Channel	High

Freq. (MHz)	H,V	SA Reading (dBuV)	SG Reading (dBm)	CL (dB)	Gain (dBi)	EIRP (dBm)	Limit (dBm)	Margin (dB)
3979.6	V	48.3	-70	1.8	9.7	-62.1	-13	-49.1
5969.4	V	47.0	-73	2.4	10.9	-63.5	-13	-51.5
7959.2	V	44.8	-75	2.8	10.2	-67.6	-13	-54.6
9949.0*	V	43.2	-77	3.1	10.9	-69.2	-13	-56.2
11938.8*	V	43.9	-78	3.4	12.0	-69.4	-13	-56.4
13928.6*	V	44.5	-78	3.9	11.8	-70.1	-13	-57.1
15918.4*	V	46.0	-77	4.2	15.5	-65.7	-13	-52.7
17908.2*	V	47.4	-72	4.5	9.8	-66.7	-13	-53.7
19898.0*	V	47.8	-71	4.8	7.8	-68	-13	-55

NOTE:

* Measured noise floor

SA: Spectrum Analyzer**SG:** Signal Generator**CL:** SMA cable loss (6ft)**Worse case: Vertical****H=horizontal and V=vertical****EIRP = SG reading - CL + Gain (dBi)****Margin = EIRP - Limit**

Configuration	PCS
Band	Uplink
Channel	Low

Freq. (MHz)	H,V	SA Reading (dBuV)	SG Reading (dBm)	CL (dB)	Gain (dBi)	EIRP (dBm)	Limit (dBm)	Margin (dB)
3700.4	V	47.4	-71	1.7	9.6	-63.1	-13	-50.1
5550.6	V	49.0	-71	2.3	10.6	-62.7	-13	-49.7
7400.8	V	45.0	-74	2.8	11.3	-65.5	-13	-52.5
9251.0*	V	42.5	-78	3.0	11.2	-69.8	-13	-56.8
11101.2*	V	43.8	-78	3.3	12.0	-69.3	-13	-56.3
12951.4*	V	44.4	-78	3.8	11.9	-69.9	-13	-56.9
14801.6*	V	46.0	-78	4.1	12.2	-69.9	-13	-56.9
16651.8*	V	47.6	-77	4.4	15.2	-66.2	-13	-53.2
18502.0*	V	47.3	-72	4.7	9.0	-67.7	-13	-54.7

NOTE:

* Measured noise floor

SA: Spectrum Analyzer**SG:** Signal Generator**CL:** SMA cable loss (6ft)**Worse case: Vertical****H=horizontal and V=vertical****EIRP = SG reading - CL + Gain (dBi)****Margin = EIRP - Limit**

Configuration	PCS
Band	Uplink
Channel	Mid

Freq. (MHz)	H,V	SA Reading (dBuV)	SG Reading (dBm)	CL (dB)	Gain (dBi)	EIRP (dBm)	Limit (dBm)	Margin (dB)
3760.0	V	48.0	-71	1.7	9.6	-63.1	-13	-50.1
5640.0	V	48.5	-70	2.3	10.6	-61.7	-13	-48.7
7520.0	V	43.9	-77	2.8	11.4	-68.4	-13	-55.4
9400.0*	V	42.4	-78	3.0	11.2	-69.8	-13	-56.8
11280.0*	V	44.5	-78	3.3	11.9	-69.4	-13	-56.4
13160.0*	V	44.9	-78	3.8	12.0	-69.8	-13	-56.8
15040.0*	V	46.2	-77	4.1	12.4	-68.7	-13	-55.7
16920.0*	V	47.3	-76	4.4	14.0	-66.4	-13	-53.4
18800.0*	V	47.8	-71	4.7	8.7	-67	-13	-54

NOTE:

* Measured noise floor

SA: Spectrum Analyzer**SG:** Signal Generator**CL:** SMA cable loss (6ft)**Worse case: Vertical****H=horizontal and V=vertical****EIRP = SG reading - CL + Gain (dBi)****Margin = EIRP - Limit**

Configuration	PCS
Band	Uplink
Channel	High

Freq. (MHz)	H,V	SA Reading (dBuV)	SG Reading (dBm)	CL (dB)	Gain (dBi)	EIRP (dBm)	Limit (dBm)	Margin (dB)
3819.6	V	47.2	-71	1.7	9.6	-63.1	-13	-50.1
5729.4	V	48.0	-71	2.3	10.7	-62.6	-13	-49.6
7639.2	V	43.5	-78	2.8	11.2	-67.6	-13	-56.6
9549.0*	V	42.9	-78	3.0	11.2	-69.8	-13	-56.8
11458.8*	V	44.5	-78	3.3	11.8	-69.5	-13	-56.5
13368.6*	V	45.7	-78	3.8	12.0	-69.8	-13	-56.8
15278.4*	V	46.5	-77	4.1	13.1	-68	-13	-55
17188.2*	V	47.5	-76	4.4	13.2	-67.2	-13	-54.2
19098.0*	V	47.8	-70	4.7	8.0	-66.7	-13	-53.7

NOTE:

* Measured noise floor

SA: Spectrum Analyzer**SG:** Signal Generator**CL:** SMA cable loss (6ft)**Worse case: Vertical****H=horizontal and V=vertical****EIRP =** SG reading - CL + Gain (dBi)**Margin =** EIRP - Limit

Section 7. Frequency Stability

Name of Test:	<i>Frequency Stability</i>	Test Standard:	<i>2.1055 22.355&24.235</i>
Tested By:	WEI LI	Test Date:	07/20/2005-08/01/2005

Minimum Standard: Para. No. 22.355. The transmitter carrier frequency shall remain within the tolerances given in Table C-1.

TABLE C-1.—FREQUENCY TOLERANCE FOR TRANSMITTERS IN THE PUBLIC MOBILE SERVICES

Frequency range (MHz)	Base, fixed (ppm)	Mobile ≤3 watts (ppm)	Mobile ≤3 watts (ppm)
25 to 50	20.0	20.0	50.0
50 to 450	5.0	5.0	50.0
450 to 512	2.5	5.0	5.0
821 to 896	1.5	2.5	2.5
928 to 929	5.0	n/a	n/a
929 to 960	1.5	n/a	n/a
2110 to 2220	10.0	n/a	n/a

Para No. 24.235. The frequency stability shall be sufficient to ensure that the fundamental emission stays within the authorized frequency block.

Method of Measurement: Frequency Stability With Voltage Variation:
The E.U.T. is placed in an environmental chamber and allowed to stabilize at +20 degrees Celsius for at least 15 minutes. Set SA resolution bandwidth low enough (30Hz) to obtain the desired frequency resolution. (Using frequency counter method: The frequency counter and signal generator are phase locked with the same 10 MHz reference frequency by connecting the 10 MHz ref. out of the counter to the 10MHz ref, in of the signal generator). With the voltage input to the E.U.T. set to 85% S.T.V., the frequency is measured in 30 second intervals for a period of 5 minutes. This procedure is repeated at 100% S.T.V. and 115% S.T.V.

Frequency Stability With Temperature Variation:
The input voltage to the E.U.T. is set to S.T.V. and the temperature of the environmental chamber is varied in 10 degree steps from -30 degrees C to +50 degrees C. The E.U.T. is allowed to stabilize at each temperature and the frequency is measured in 30 second intervals for a period of 5 minutes.

Test Result:

Complies

Test Data:

See Attached Table(s)

Not Applicable

Section 8. Out of Band Rejection

Name of Test:	<i>Out of Band Rejection</i>	Test Standard:	
Tested By:	Edward Lee	Test Date:	07/20/2005-08/01/2005

Minimum Standard: The passband gain shall not exceed the nominal gain by more than 1.0 dB. The 20 dB bandwidth shall not exceed the nominal bandwidth that is stated by the manufacturer. Outside of the 20 dB bandwidth, the gain shall not exceed the gain at the 20 dB point.

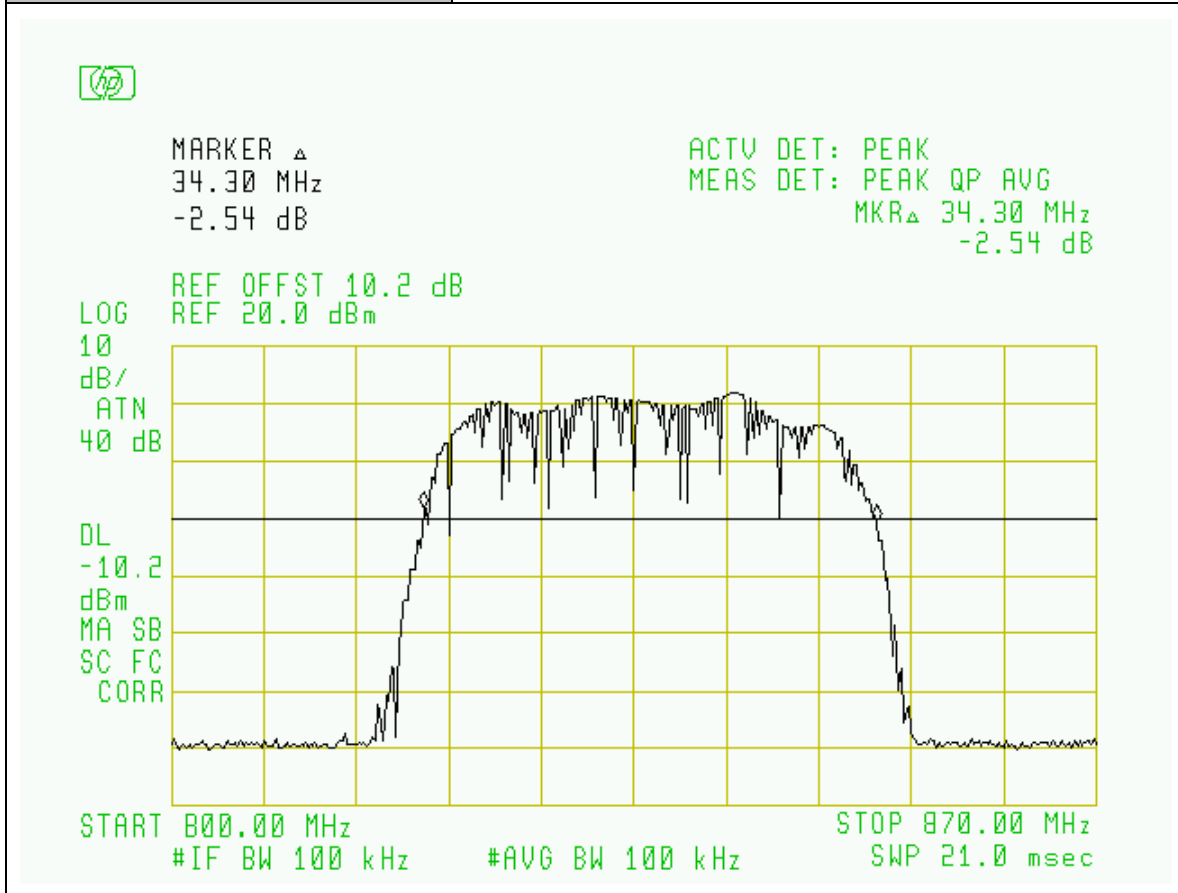
Method of Measurement: Adjust the internal gain control of the equipment under test to the nominal gain for which equipment certification is sought. With the aid of a signal generator and spectrum analyzer, measure the 20 dB bandwidth of the amplifier (i.e. at the point where the gain has fallen by 20 dB). Measure the gain-versus-frequency response of the amplifier from the midband frequency f_0 of the passband up to at least $f_0 \pm 250\%$ of the 20 dB bandwidth.

Test Result:**Complies****Test Data:**

See Attached Table(s)

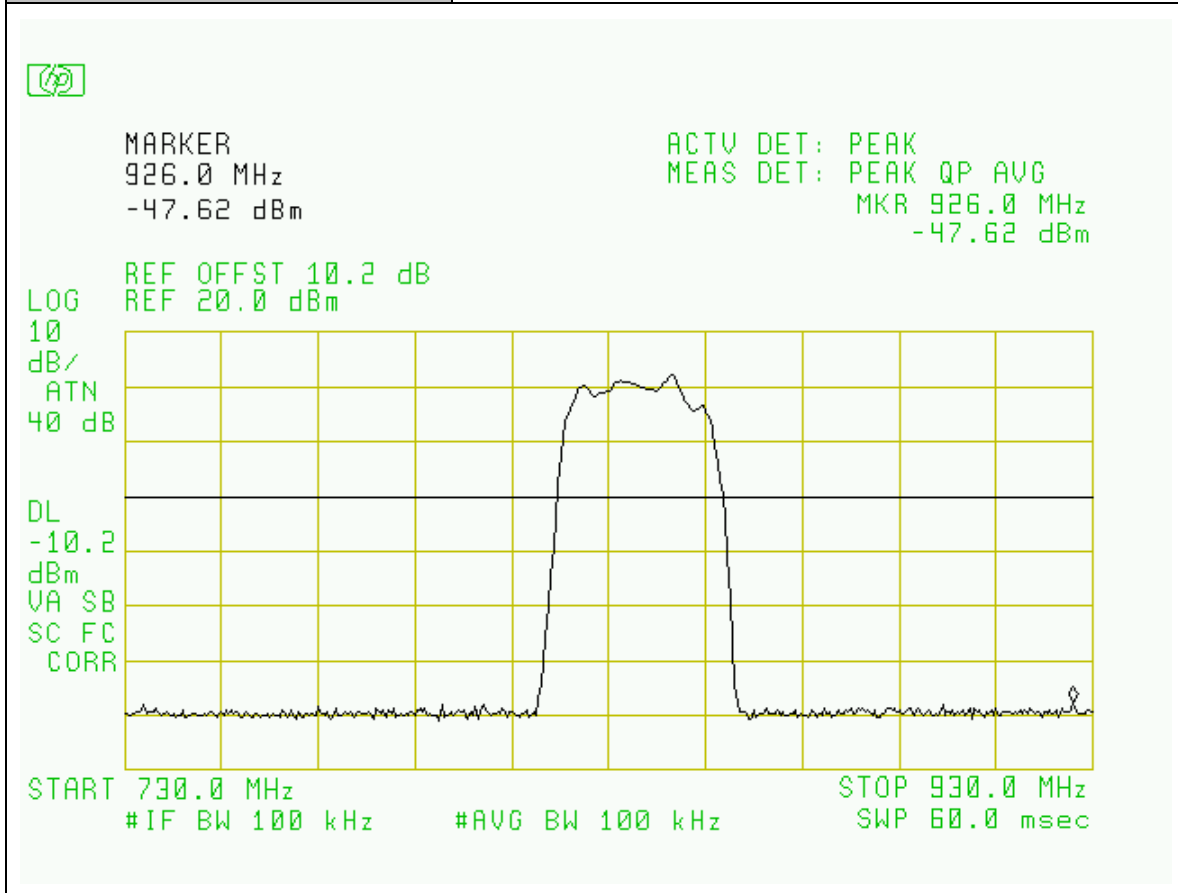
Project Number:	0048-050720-01
EUT:	Shyam Dual Band Home Booster DBHB-20
SN:	DBHBCE001
Test By:	Edward Lee
Temperature:	70° F
Humidity:	30%

Section:	Pass Band Gain & 20dB Bandwidth
Plot Name:	800 Cellular Uplink Full Band Span
Configuration:	Server Antenna Connector was connected to SG. Input: -60dBm



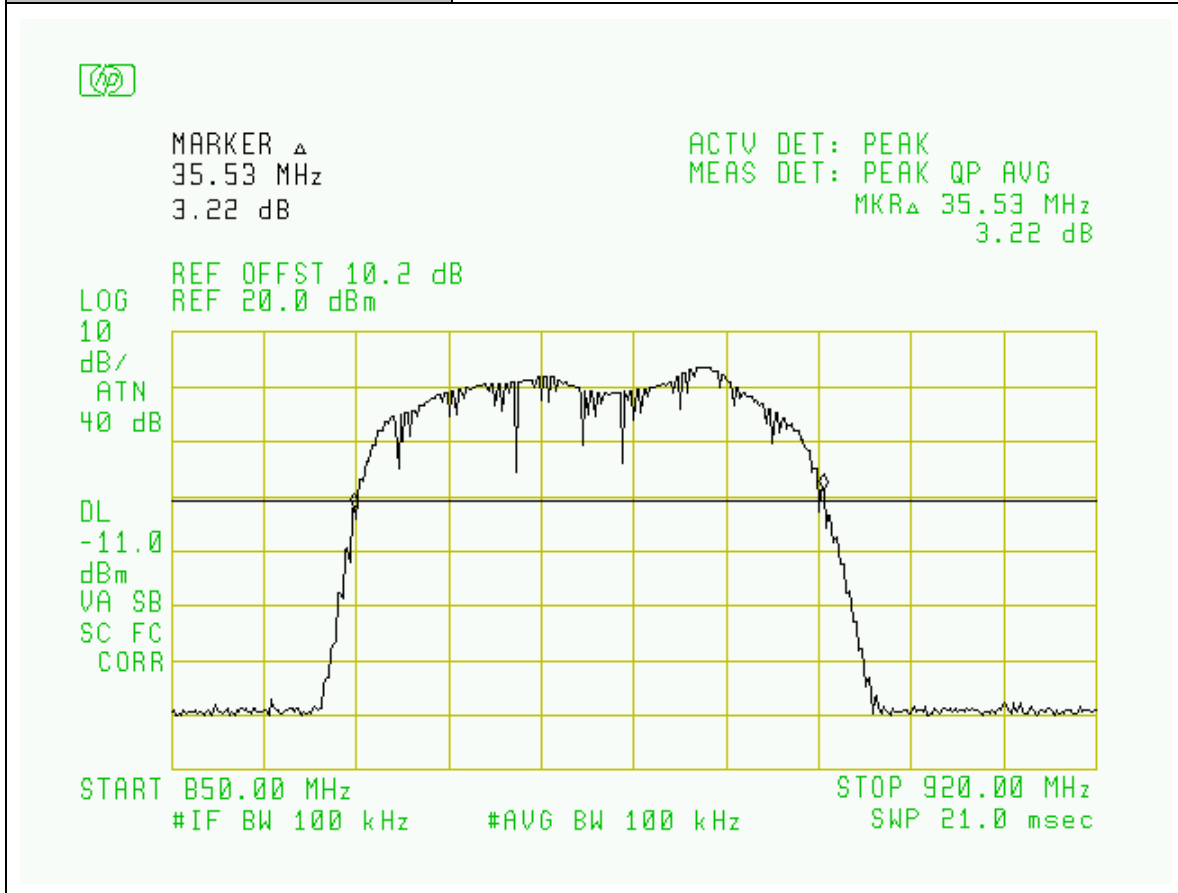
Project Number:	0048-050720-01
EUT:	Shyam Dual Band Home Booster DBHB-20
SN:	DBHBCE001
Test By:	Edward Lee
Temperature:	70° F
Humidity:	30%

Section:	Pass Band Gain & 20dB Bandwidth
Plot Name:	800 Cellular Uplink Full Band-250% Span
Configuration:	Server Antenna Connector was connected to SG. Input: -60dBm



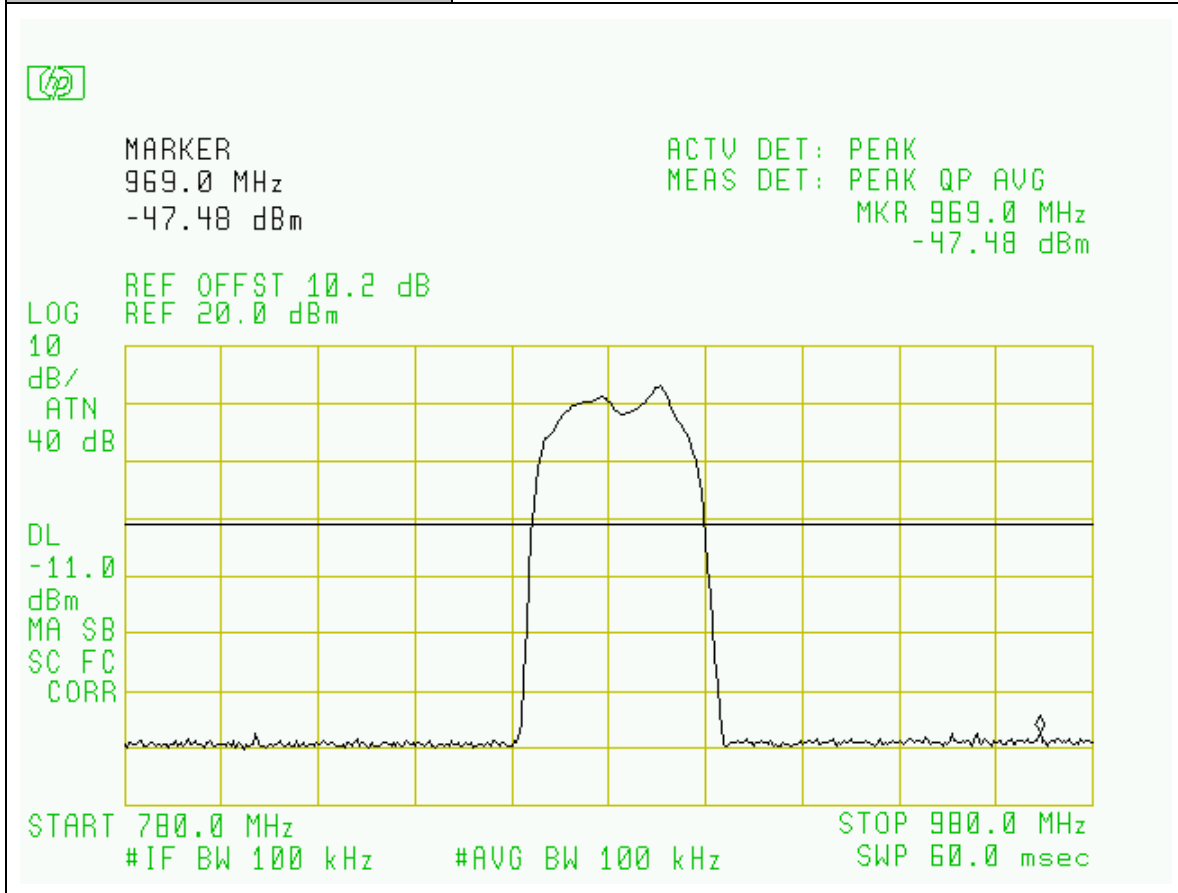
Project Number:	0048-050720-01
EUT:	Shyam Dual Band Home Booster DBHB-20
SN:	DBHBCE001
Test By:	Edward Lee
Temperature:	70° F
Humidity:	30%

Section:	Pass Band Gain & 20dB Bandwidth
Plot Name:	800 Cellular Downlink Full Band Span
Configuration:	Donor Antenna Connector was connected to SG. Input: -60dBm



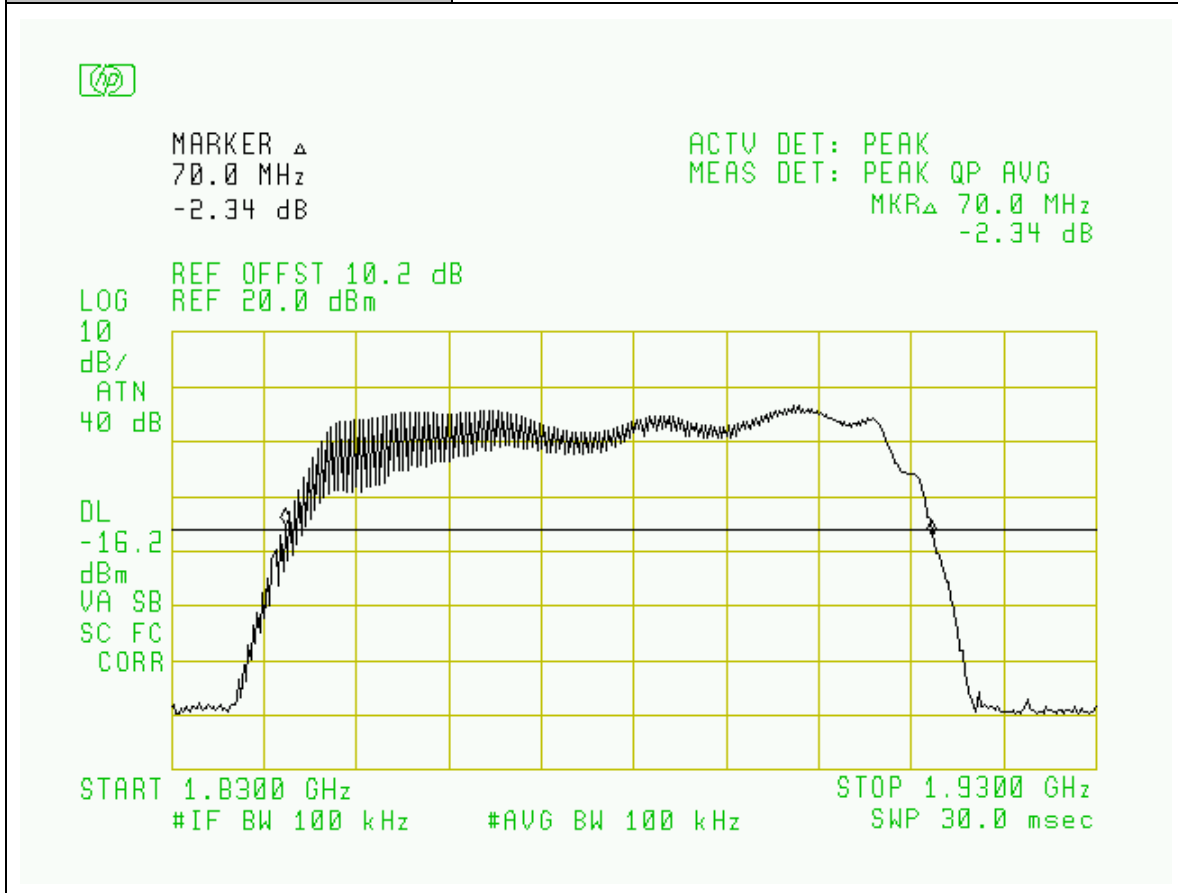
Project Number:	0048-050720-01
EUT:	Shyam Dual Band Home Booster DBHB-20
SN:	DBHBCE001
Test By:	Edward Lee
Temperature:	70° F
Humidity:	30%

Section:	Pass Band Gain & 20dB Bandwidth
Plot Name:	800 Cellular Downlink Full Band-250% Span
Configuration:	Donor Antenna Connector was connected to SG. Input: -60dBm



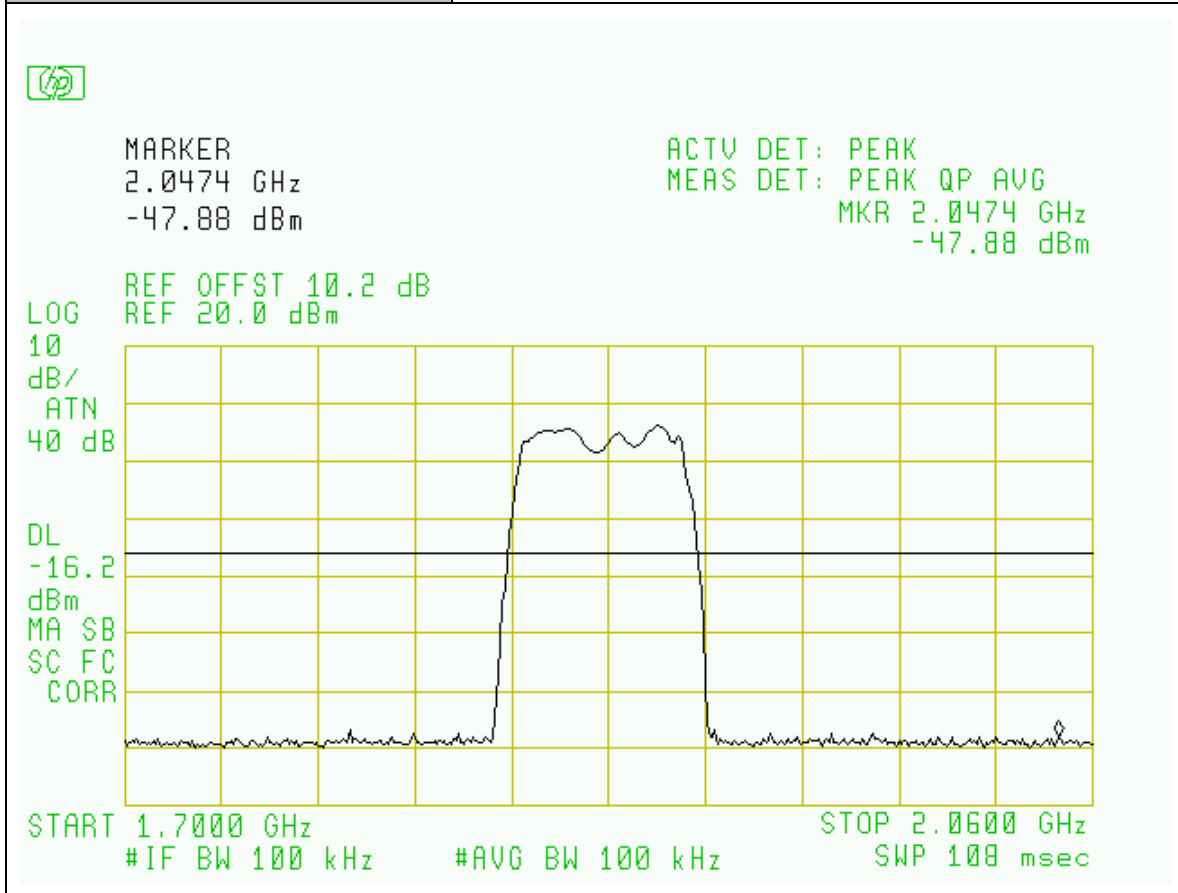
Project Number:	0048-050720-01
EUT:	Shyam Dual Band Home Booster DBHB-20
SN:	DBHBCE001
Test By:	Edward Lee
Temperature:	70° F
Humidity:	30%

Section:	Pass Band Gain & 20dB Bandwidth
Plot Name:	1900 PCS Uplink Full Band Span
Configuration:	Server Antenna Connector was connected to SG. Input: -60dBm



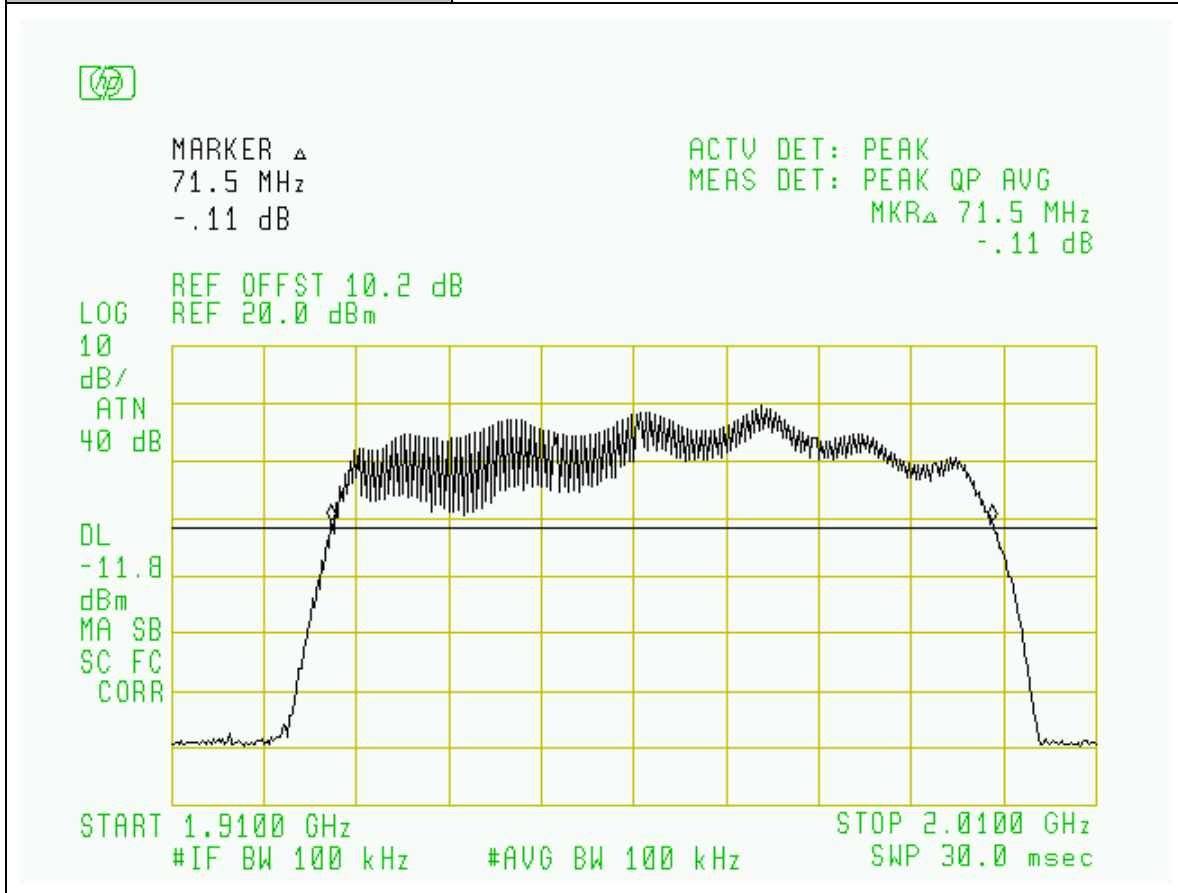
Project Number:	0048-050720-01
EUT:	Shyam Dual Band Home Booster DBHB-20
SN:	DBHBCE001
Test By:	Edward Lee
Temperature:	70° F
Humidity:	30%

Section:	Pass Band Gain & 20dB Bandwidth
Plot Name:	1900 PCS Uplink Full Band-250% Span
Configuration:	Server Antenna Connector was connected to SG. Input: -60dBm



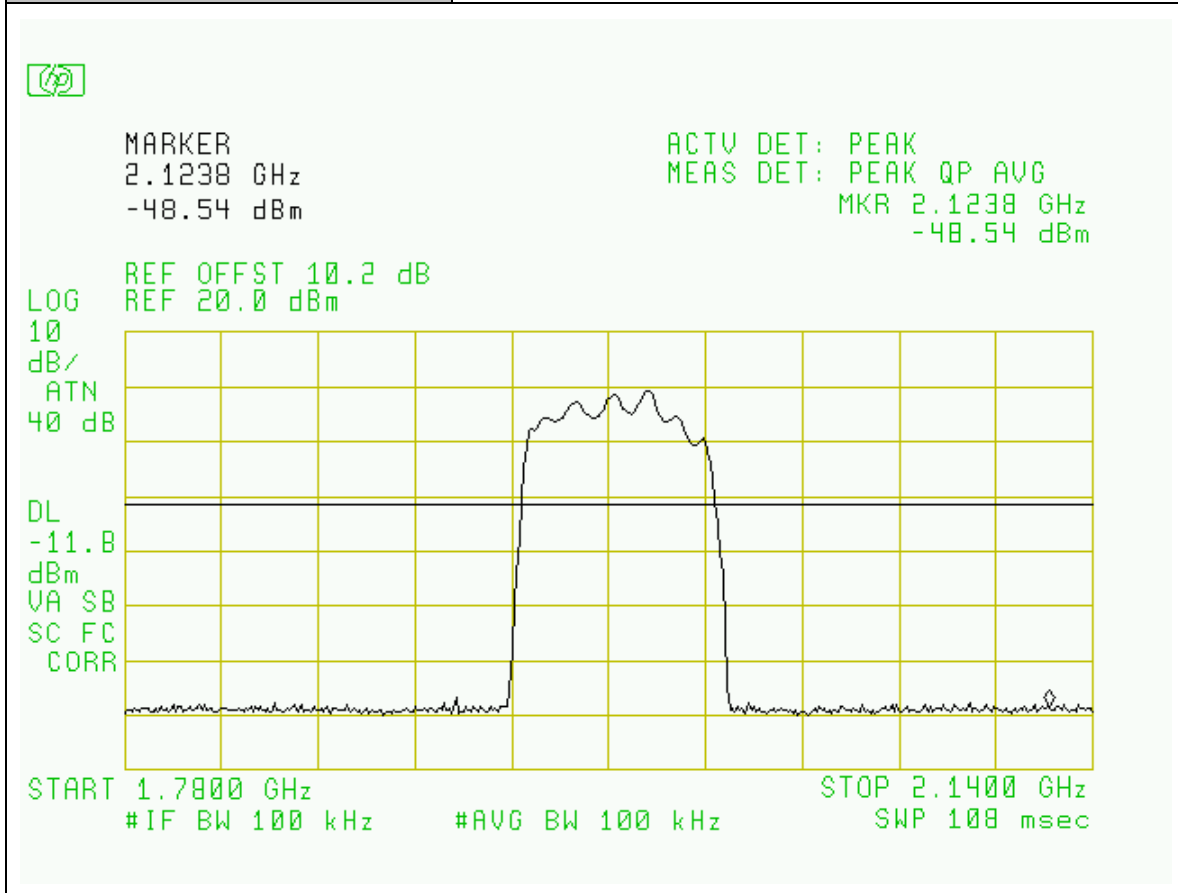
Project Number:	0048-050720-01
EUT:	Shyam Dual Band Home Booster DBHB-20
SN:	DBHBCE001
Test By:	Edward Lee
Temperature:	70° F
Humidity:	30%

Section:	Pass Band Gain & 20dB Bandwidth
Plot Name:	1900 PCS Downlink Full Band Span
Configuration:	Donor Antenna Connector was connected to SG. Input: -60dBm



Project Number:	0048-050720-01
EUT:	Shyam Dual Band Home Booster DBHB-20
SN:	DBHBCE001
Test By:	Edward Lee
Temperature:	70° F
Humidity:	30%

Section:	Pass Band Gain & 20dB Bandwidth
Plot Name:	1900 PCS Downlink Full Band-250% Span
Configuration:	Donor Antenna Connector was connected to SG. Input: -60dBm



Section 9. Test Equipment List

Manufacture	Model	Serial No.	Description	Last Cal dd/mm/ yy	Cal Due dd/mm/ yy
HP	HP8546A	3448A00290	EMI Receiver	12/01/05	12/01/06
HP	E4432B	US38220355	250K-3GHz Signal Generator	17/09/03	17/09/05
EMCO	3104C	9307-4396	20-300MHz Biconical Antenna	12/02/05	12/02/06
EMCO	3146	9008-2860	200-1000MHz Log-Periodic Antenna	09/02/05	09/02/06
Fischer Custom	LISN-2	900-4-0008	Line Impedance Stabilization Networks	23/08/04	23/08/05
Fischer Custom	LISN-2	900-4-0009	Line Impedance Stabilization Networks	23/08/04	23/08/05
EMCO	6502	2665	10KHz-30MHz Active Loop Antenna	27/02/05	27/02/06
EMCO	3115	4945	Double Ridge Guide Horn Antenna	11/08/04	11/08/05
HP	8569B	2607A02802	1GHz-22GHz Spectrum Analyzer	10/02/05	10/02/06
Advantest	R3271	5003583	100Hz-26.5GHz Spectrum Analyzer	30/04/05	30/04/06
Delta Design	5900C	0-67-26	Temperature Chamber	24/03/05	24/03/06
HP	E8254A	US42110367	Signal Generator	23/03/05	23/03/06
Electro-Metrics	RGA-50	8-95	Double Ridge Guide Horn Antenna	10/02/05	10/02/06
EMCO	3116	4943	Double Ridge Guide Horn Antenna	11/01/05	11/01/06
Scientific-Atlanta	12A-18	441	Wave Guide Horn Antenna	04/08/04	04/08/05

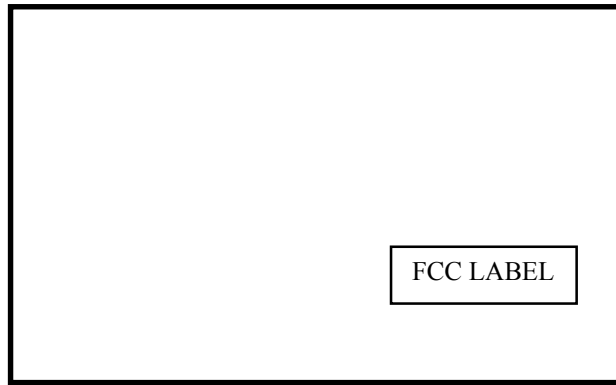
Section 10. FCC ID Labeling

FCC ID: S3CDBHB-20

This device complies with Part 2, 15, 22 & 24 of the FCC Rules. Operation is subject to the following two conditions:

(1) this device may not cause harmful interference. and (2) this device must accept any interference received, including interference that may cause undesired operation.

FCC ID Label



Location of Label on Lower Side Wall

Section 11. Maximum Permissible Exposure

MPE estimate is given per 2.1091 of FCC Rules:

Calculation Equation:

$$d = 0.282 \times \frac{10^{\frac{P+G}{20}}}{\sqrt{S}}$$

Where, P(DL)= 19.45dBm, G=0 dBi (Server Antenna), P(UL)= 18.72dBm, G=7 dBi (Donor Antenna), and from §1.1310 Table 1 (B), S = 0.55 mW/cm²

Plug all three items into the equation, and yields,

Power Density MPE Limit (mW/ cm ²)	Output Power (dBm)	Server Antenna Gain (dBi)	Donor Antenna Gain (dBi)	Server MPE Distance (cm)	Donor MPE Distance (cm)
0.55	19.45/18.72	0	7	3.57	7.34

NOTE:

For mobile or fixed location transmitters, the minimum separation distance is 20 cm, even if calculations indicate that the MPE distance would be less.