

Advanced
Compliance Laboratory

6 Randolph Way
Hillsborough, NJ 08844
Tel: (908) 927 9288
Fax: (908) 927 0728

**Electromagnetic
Emission
Compliance
Test Report**



Equipment Under Test (EUT) Applicant Dual Band Home Booster DBHB-20-S8-S9
Shyam Telecom Inc.

In Accordance With FCC Part 90, Subpart I

Test by Advanced Compliance Laboratory, Inc.
6 Randolph Way
Hillsborough, New Jersey 08844

Authorized by Wei Li
Lab Manager

Signature

Date March 3, 2006

AC Lab Report Number 0048-060206-01



Lab Code:200101-0

The test result in this report is supported and covered by the NVLAP accreditation.

Index

Section 1. Summary of Test Results	3
Section 2. General Equipment Specification	5
Section 3. RF Output Power	7
Section 4. Occupied Bandwidth	10
Section 5. Spurious Emissions at Antenna Terminals	60
Section 6. Field Strength of Spurious	158
Section 7. Frequency Stability	164
Section 8. Out of Band Rejection	166
Section 9. Test Equipment List	175
Section 10. FCC ID Labeling	176
Section 11. Maximum Permissible Exposure	177
Section 12. Setup Photos	178
Section 13. EUT Photos	183

Section 1. Summary of Test Results

Manufacturer: Shyam Telecom Inc.
Model No.: Dual Band Home Booster DBHB-20-S8-S9
Sample No.: DBHBIDEN001

General: **All measurements are traceable to national standards**

These tests were conducted on a sample of the equipment for the purpose of demonstrating compliance with FCC Part 90, Subpart I.

New Submission Production Unit
 Class II Permissive Change Pre-Production Unit

THIS TEST REPORT RELATES ONLY TO THE ITEM(S) TESTED.

THE FOLLOWING DEVIATIONS FROM, ADDITIONS TO, OR EXCLUSIONS FROM THE TEST SPECIFICATIONS HAVE BEEN MADE.

“See Summary of Test Data”



NVLAP LAB CODE: 200101-0

Advance Compliance Laboratory, Inc. authorizes the above named company to reproduce this report provided it is reproduced in its entirety and for use by the company's employees only.

Any use which a third party makes of this report, or any reliance on or decisions to be made based on it, are the responsibility of such third parties. Advance Compliance Laboratory, Inc. accepts no responsibility for damages, if any, suffered by any third party as a result of decisions made or actions based on this report. This report applies only to the items tested.

Summary of Test Data

RF Power Output	2.1046 90.205(a)	500W ERP 100W EIRP	Complies
Occupied Bandwidth (Voice & SAT)	2.1049(i)	Mask	N/A*
Occupies Bandwidth (Wideband Data)	2.1049(i)	Mask	N/A*
Occupied Bandwidth (Digital)	2.1049(i) 90.210	Mask	Complies
Spurious Emissions at Antenna Terminals	2.1051	-20 dBm	Complies
Field Strength of Spurious Emissions	2.1053 90.210	-20 dBm E.I.R.P.	Complies
Frequency Stability	2.1055	1.5 ppm	N/A*

* These items are NOT applied to the EUT.

The estimated uncertainty of the test result is given as following. The method of uncertainty calculation is provided in Advanced Compliance Lab. Doc. No. 0048-01-01.

	Prob. Dist.	Uncertainty(dB)	Uncertainty(dB)	Uncertainty(dB)
		30-1000MHz	1-6.5GHz	Conducted
Combined Std. Uncertainty u_c	norm.	± 2.36	± 2.99	± 1.83



Wei Li
Lab Manager
Advanced Compliance Lab

Date: March 3, 2006

Section 2. General Equipment Specification

Supply Voltage		100-240VAC 50/60Hz				
Frequency Range	Band I	UL/806-824MHz; DL/851-869MHz				
	Band II	UL/896-901MHz; DL/935-940MHz				
	Modulation	CDMA (F9W) <input type="checkbox"/>	iDEN (GXW) <input checked="" type="checkbox"/>	EDGE (G7W) <input type="checkbox"/>	CDPD (F9W) <input type="checkbox"/>	APCO25 (F8W, F1D) <input checked="" type="checkbox"/>
Rated Power Output		+7dBm each port (DL& UL) Tolerance: +1dB & -3dB				
Output Impedance		50ohm				
Frequency Translation		F1-F1 <input checked="" type="checkbox"/>	F1-F2 <input type="checkbox"/>	N/A <input type="checkbox"/>		
		Software <input type="checkbox"/>	Duplexer Change <input type="checkbox"/>	Full Band Coverage <input checked="" type="checkbox"/>		

DC voltages and DC currents per 2.1033(c)(8)

The input supply to the transmitter was set at 9 Volts DC. The RF power output was measured with the indicated voltage and current applied into the final RF amplifying device(s).

800 MHz /900MHz Booster

RF Output, DC Current and RF Input Power are all average values.

Measured Maximum RF output: 19.45 dBm (W)

Measured DC voltage: 9.12V

Measured DC current: 1.51 A

Measured Minimum RF output: -44 dBm

Measured DC voltage: 9.10V

Measured DC current: 1.50 A

Tune-up procedure per 2.1033(c) (9)

There are no user accessible adjustments or tuning in this transceiver. All necessary adjustments and tuning are performed during manufacture of the product. Any adjustments or tuning after service or repair are done as part of that process as special equipment is required to perform such adjustments.

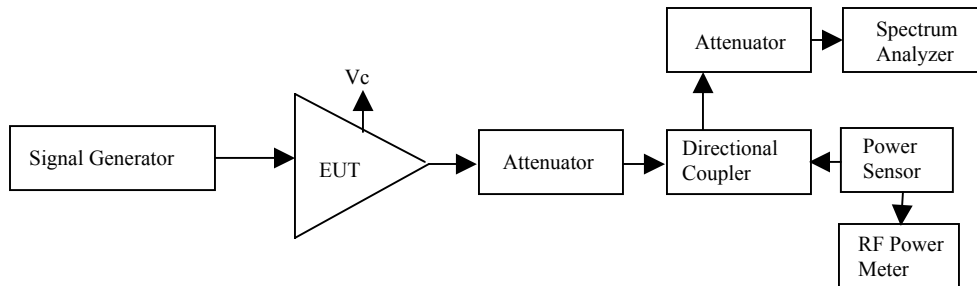
Description of Operation

This device is a dual band repeater operating in both downlink and uplink spectrums of 800&900MHz bands.

System Diagram

See Attachment.

General EUT Setup



Testing Frequency/Channel/Port Selection:

Band I: L(owest), M(iddle), H(ighest)

Band II: L(owest), H(ighest)

For two identical DL output ports: complete tests on the one port with higher power output if possible and selected tests on the other port.

Section 3. RF Output Power

Name of Test:	<i>RF Output Power</i>	Test Standard:	<i>2.1046 90.205(a)</i>
Tested By:	WEI LI	Test Date:	02/06/2006-03/03/2006

Minimum Standard: Para. No. 90.205& 635. The maximum effective radiated power (ERP) of base station transmitters and repeaters must not exceed 500 Watts (57dBm).

Method of Measurement: Detachable Antenna:
The average/peak power at antenna terminals is measured using power meter. The peak power at antenna terminals can be also measured using spectrum analyzer with proper setting.

Integral Antenna:

If the antenna is not detachable from the circuit then the Peak Power Output is derived from the peak radiated field strength of the fundamental emission by using the plane wave relation

$$\frac{GP}{4\pi R^2} = \frac{E^2}{120\pi}$$

and proceeding as follows:

$$P = \frac{E^2 R^2}{30G} = \frac{E^2 3^2}{30G}$$

where,

P = the equivalent isotropic radiated power in watts

E = the maximum measured field strength in V/m

R = the measurement range (3 meters)

G = the numeric gain of the transmit antenna in relation to an isotropic radiator

Test Result:**Complies****Test Data:**

Band I	Channel	Modulation	Power Output (dBm)	Rated Power (dBm)	Margin
Uplink	Hi	APCO25	6.56	7	-0.44
	Mid	APCO25	7.43	7	0.43
	Low	APCO25	6.59	7	-0.41
	Hi	IDEN	6.58	7	-0.42
	Mid	IDEN	7.47	7	0.47
	Low	IDEN	6.48	7	-0.52
Downlink Port 1	Hi	APCO25	7.25	7	0.25
	Mid	APCO25	7.35	7	0.35
	Low	APCO25	5.10	7	-1.9
	Hi	IDEN	6.66	7	-0.34
	Mid	IDEN	6.75	7	-0.25
	Low	IDEN	4.82	7	-2.18
Downlink Port 2	Hi	APCO25	7.77	7	0.77
	Mid	APCO25	5.71	7	-1.29
	Low	APCO25	4.31	7	-2.69
	Hi	IDEN	7.41	7	0.41
	Mid	IDEN	5.19	7	-1.81
	Low	IDEN	4.18	7	-2.82
Input Power (dBm)	≥-60 (Maximum gain)				
Ref Offset	Ref offset=Cable Factor +Attenuation=10/10.2dB				

* DL path has two identical output ports split by standard 3dB divider.

Band II	Channel	Modulation	Power Output (dBm)	Rated Power (dBm)	Margin
Uplink	Hi	APCO25	4.67	7	-2.33
	Low	APCO25	6.81	7	-0.19
	Hi	IDEN	4.60	7	-2.40
	Low	IDEN	6.76	7	-0.24
Downlink Port 1	Hi	APCO25	7.45	7	0.45
	Low	APCO25	7.53	7	0.53
	Hi	IDEN	7.89	7	0.89
	Low	IDEN	7.61	7	0.61
Downlink Port 2	Hi	APCO25	7.39	7	0.39
	Low	APCO25	6.84	7	-0.16
	Hi	IDEN	7.70	7	0.7
	Low	IDEN	7.37	7	0.37
Input Power (dBm)	≥ -60 (Maximum gain)				
Ref Offset	Ref offset=Cable Factor +Attenuation=10/10.2dB				

* DL path has two identical output ports split by standard 3dB divider.

Section 4. Occupied Bandwidth

Name of Test:	<i>Occupied Bandwidth</i>	Test Standard:	<i>2.1049(i)</i> <i>90.210</i>
Tested By:	WEI LI	Test Date:	02/06/2006-03/03/2006

Minimum Standard: Not defined by FCC. Input vs. Output.

Method of Measurement: Spectrum Analyzer Settings:
 RBW: CDMA (30 kHz), GSM (3kHz), EDGE (3KHz),NADC (1 kHz)
 and CDPD (1 kHz), iDEN(QAM) &APCO25(FSK): 300Hz
 VBW: \geq RBW
 Span: As required
 Sweep: Auto
 Input Signal Characteristics:
 RF level: Maximum recommended by manufacturer

Test Result:

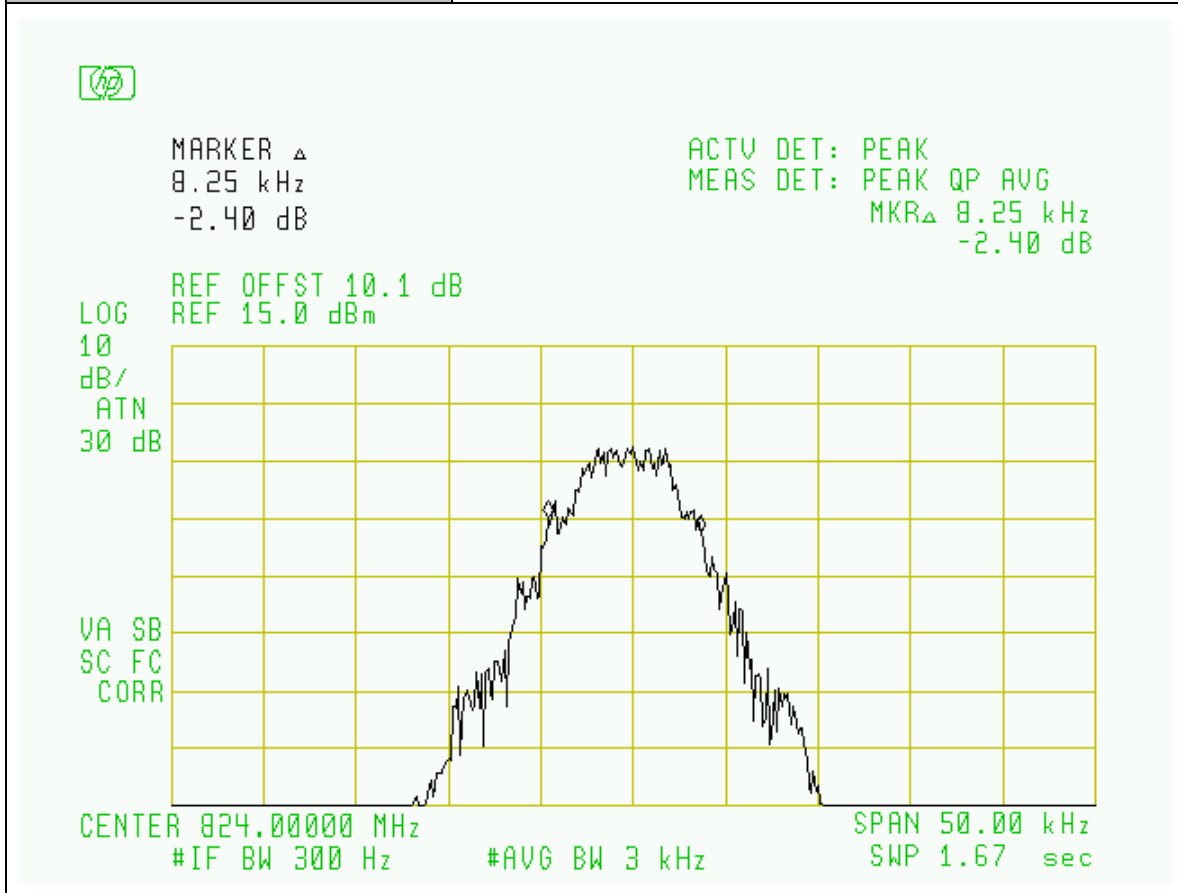
Complies

Test Data:

Attached Plots

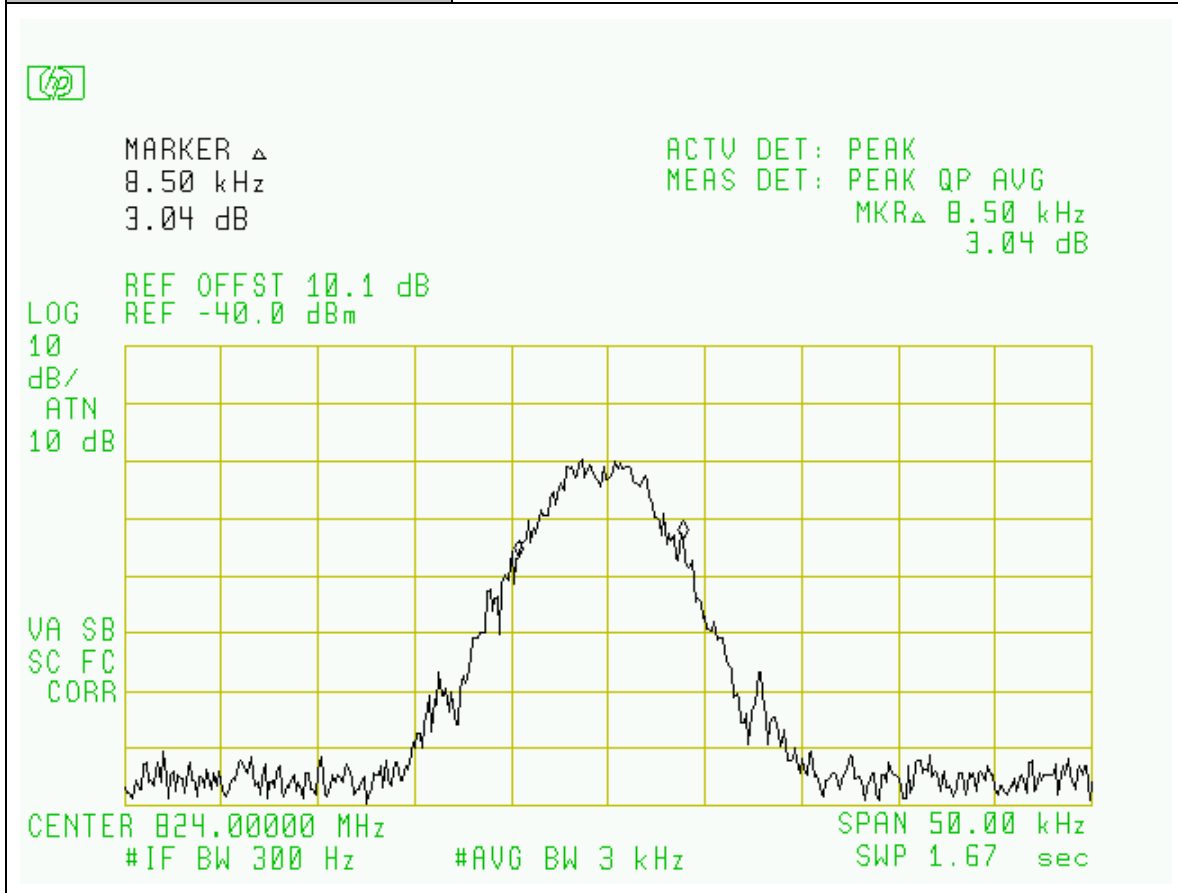
Project Number:	0048-060206-01
EUT:	Shyam Dual Band Home Booster DBHB-20-S8-S9
SN:	DBHBIDEN001
Tested By:	Wei Li
Temperature:	70°F
Humidity:	30%

Section:	Occupied Bandwidth: Band I Bands
Plot Name:	Uplink, Hi-Channel, APCO25 Modulation
Configuration:	SG Input: -60dBm, Output Port: EUT BTS



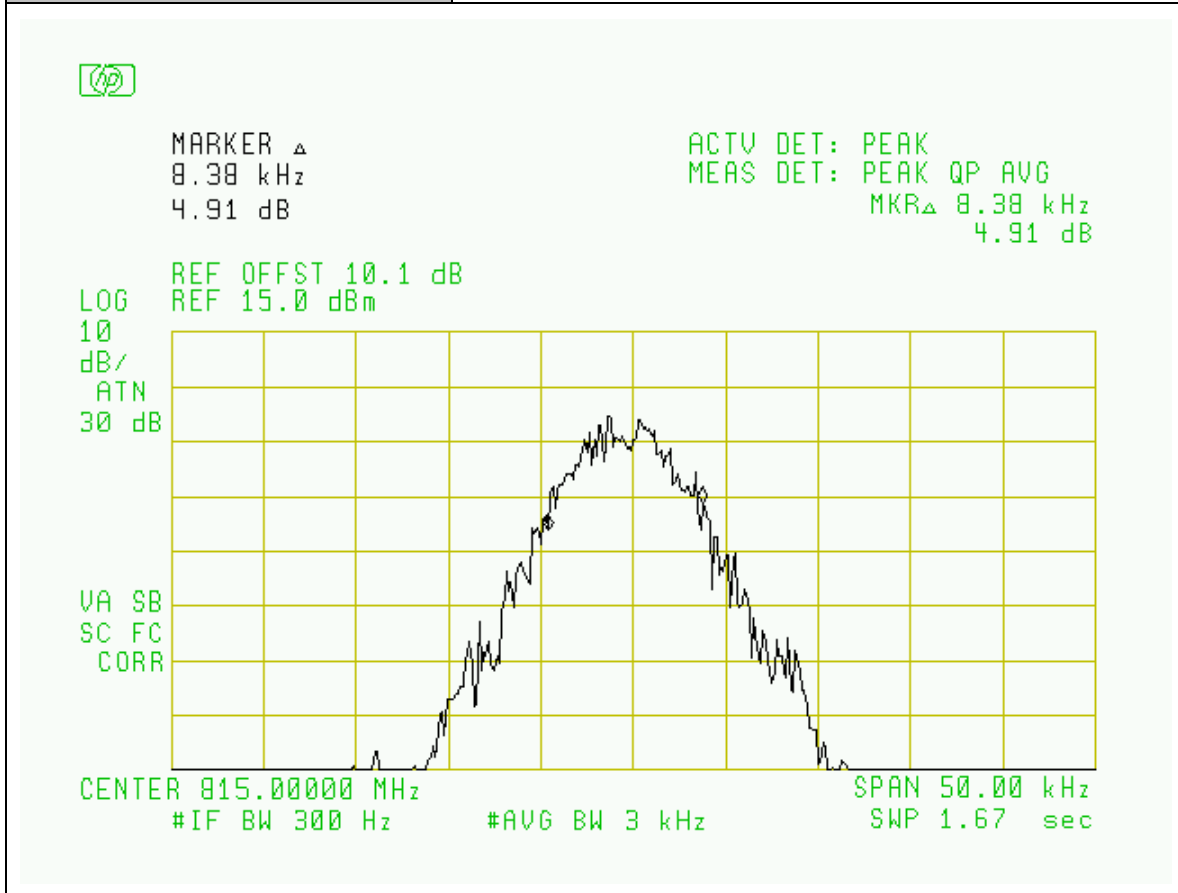
Project Number:	0048-060206-01
EUT:	Shyam Dual Band Home Booster DBHB-20-S8-S9
SN:	DBHBIDEN001
Tested By:	Wei Li
Temperature:	70°F
Humidity:	30%

Section:	Occupied Bandwidth: Band I Bands
Plot Name:	Uplink, Hi-Channel, APCO25 Modulation
Configuration:	SG Input: -60dBm, Output Port: SG



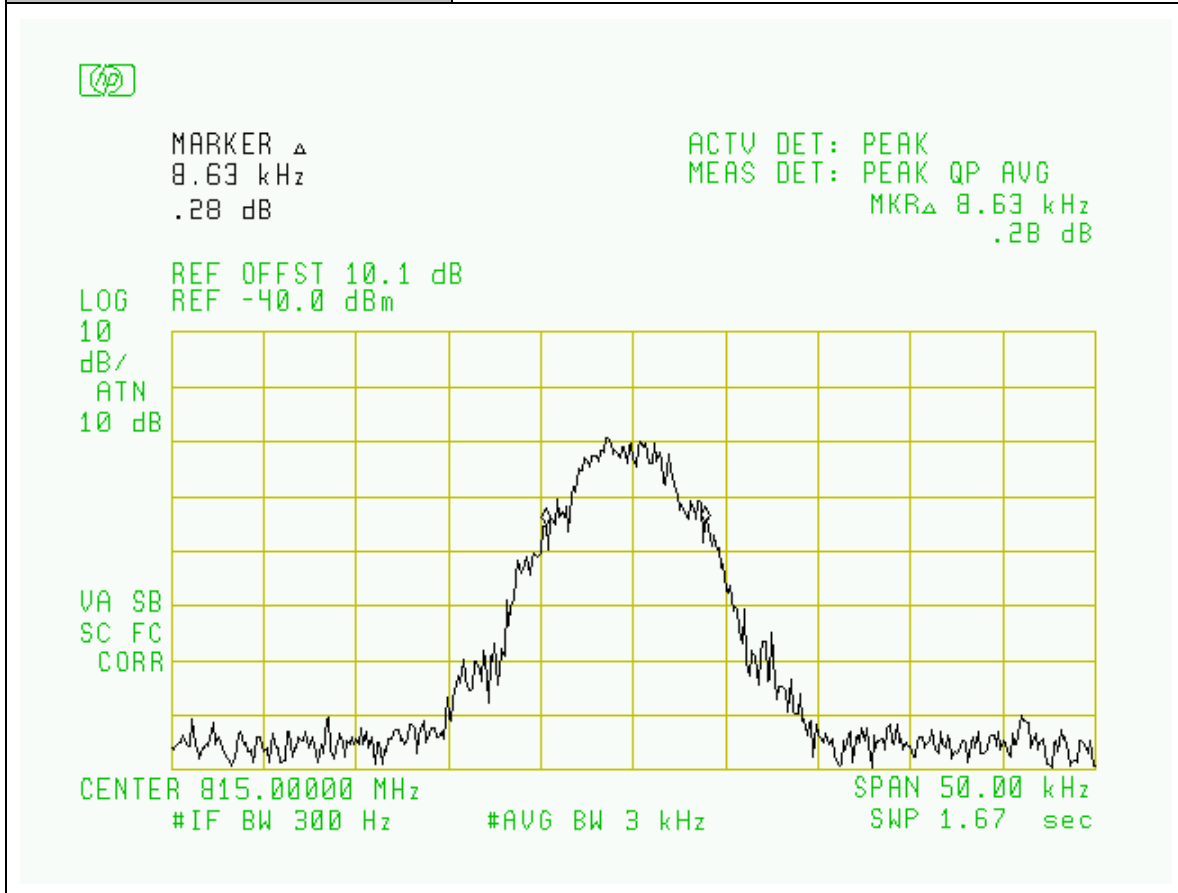
Project Number:	0048-060206-01
EUT:	Shyam Dual Band Home Booster DBHB-20-S8-S9
SN:	DBHBIDEN001
Tested By:	Wei Li
Temperature:	70°F
Humidity:	30%

Section:	Occupied Bandwidth: Band I Bands
Plot Name:	Uplink, Mid-Channel, APCO25 Modulation
Configuration:	SG Input: -60dBm, Output Port: EUT BTS



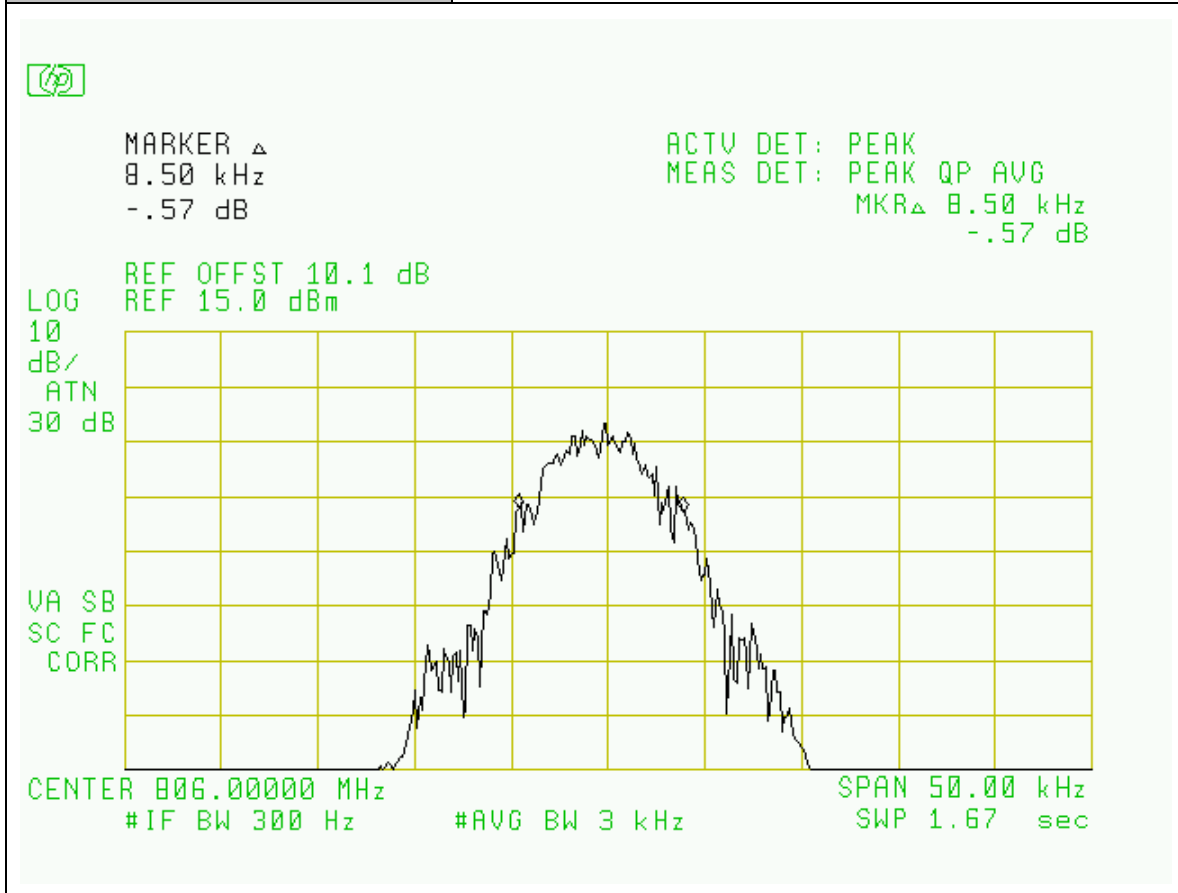
Project Number:	0048-060206-01
EUT:	Shyam Dual Band Home Booster DBHB-20-S8-S9
SN:	DBHBIDEN001
Tested By:	Wei Li
Temperature:	70°F
Humidity:	30%

Section:	Occupied Bandwidth: Band I Bands
Plot Name:	Uplink, Mid-Channel, APCO25 Modulation
Configuration:	SG Input: -60dBm, Output Port: SG



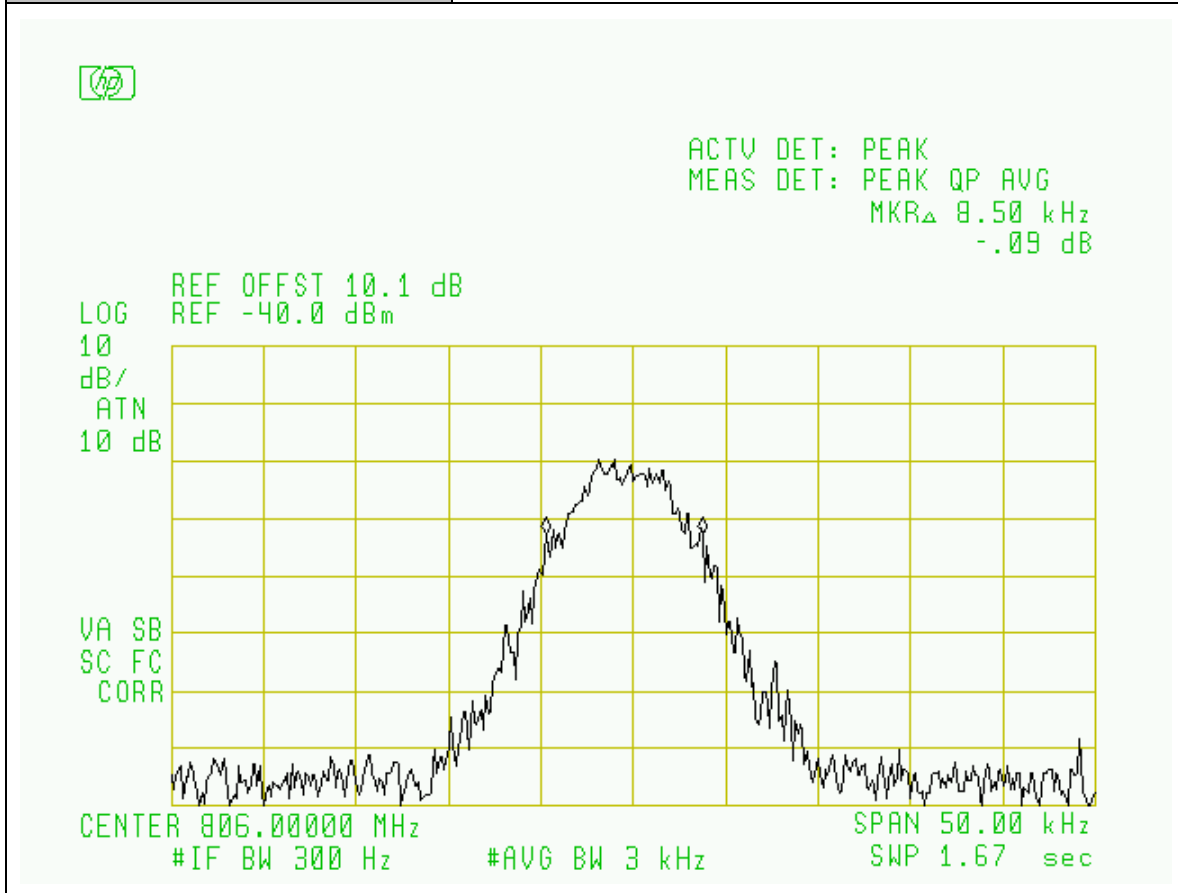
Project Number:	0048-060206-01
EUT:	Shyam Dual Band Home Booster DBHB-20-S8-S9
SN:	DBHBIDEN001
Tested By:	Wei Li
Temperature:	70°F
Humidity:	30%

Section:	Occupied Bandwidth: Band I Bands
Plot Name:	Uplink, Low-Channel, APCO25 Modulation
Configuration:	SG Input: -60dBm, Output Port: EUT BTS



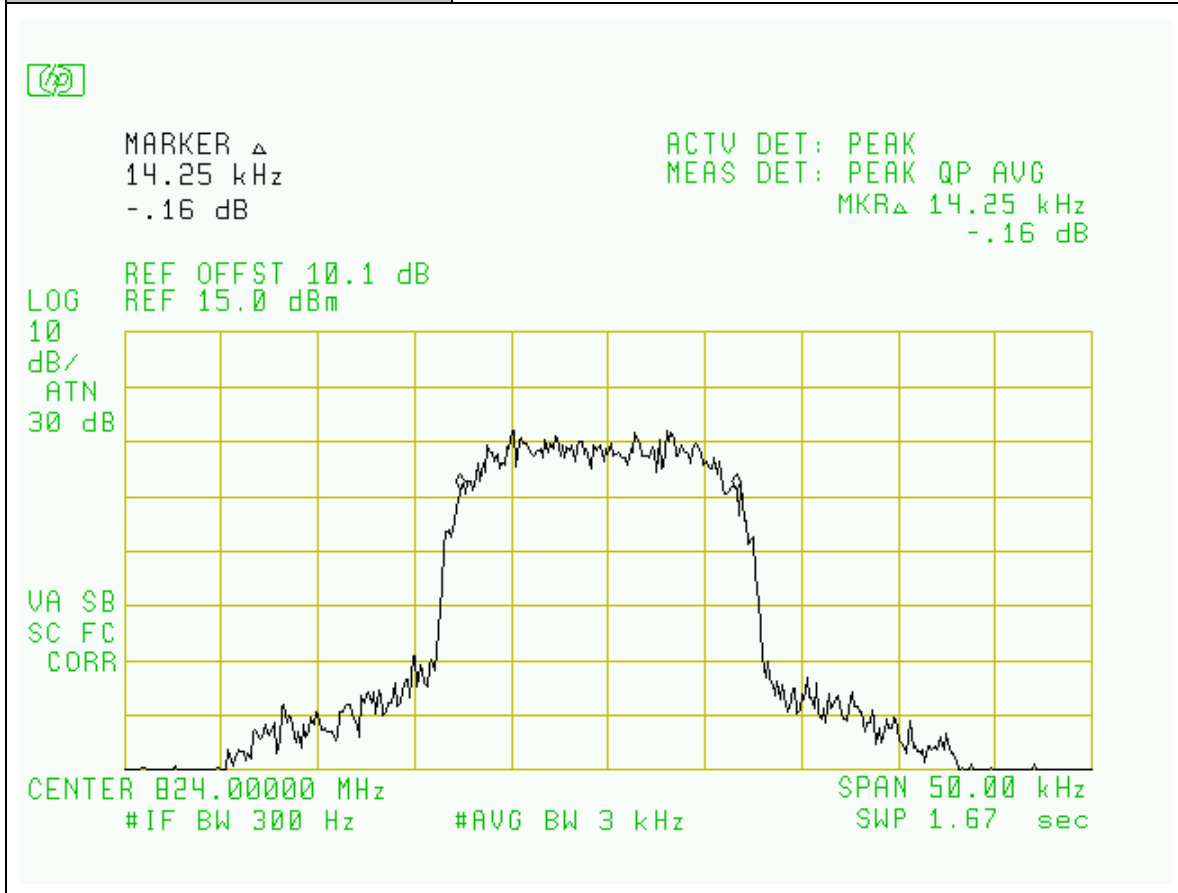
Project Number:	0048-060206-01
EUT:	Shyam Dual Band Home Booster DBHB-20-S8-S9
SN:	DBHBIDEN001
Tested By:	Wei Li
Temperature:	70°F
Humidity:	30%

Section:	Occupied Bandwidth: Band I Bands
Plot Name:	Uplink, Low-Channel, APCO25 Modulation
Configuration:	SG Input: -60dBm, Output Port: SG



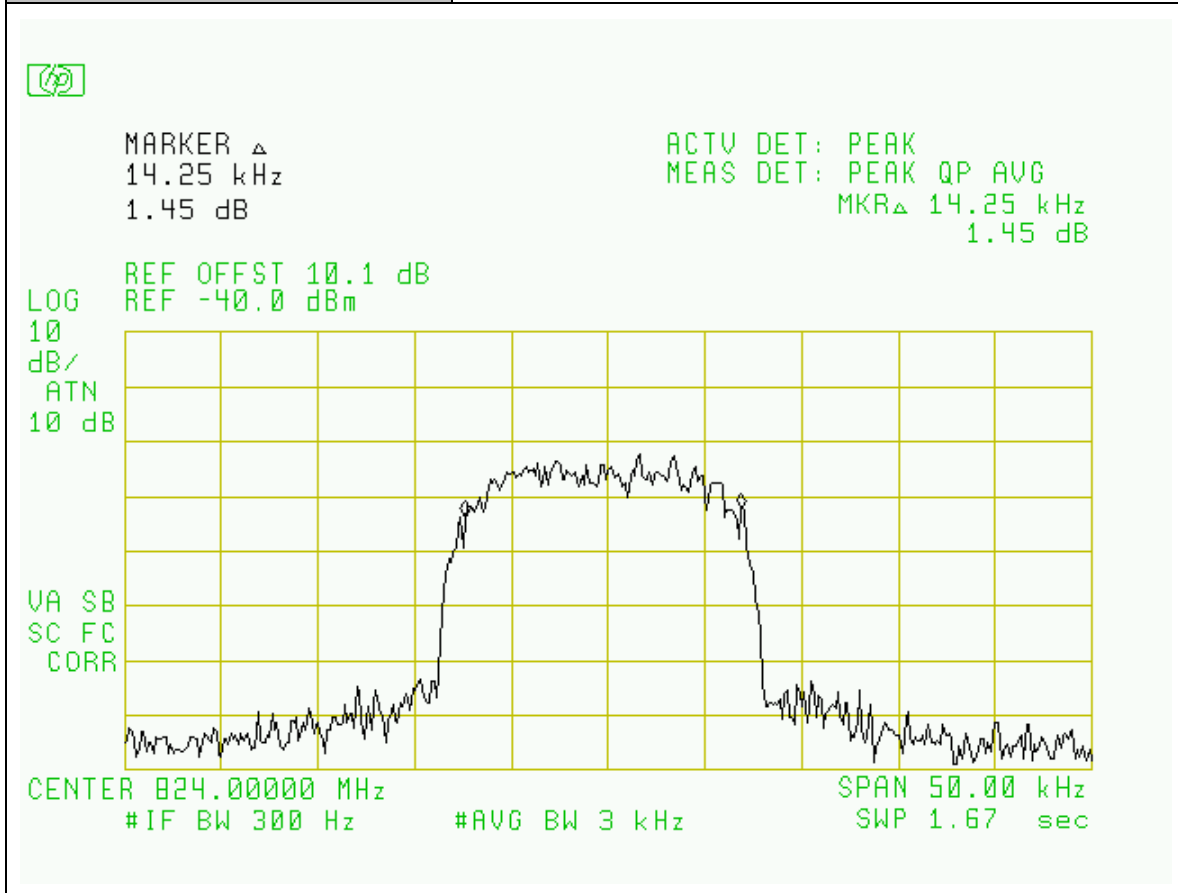
Project Number:	0048-060206-01
EUT:	Shyam Dual Band Home Booster DBHB-20-S8-S9
SN:	DBHBIDEN001
Tested By:	Wei Li
Temperature:	70°F
Humidity:	30%

Section:	Occupied Bandwidth: Band I Bands
Plot Name:	Uplink, Hi-Channel, IDEN Modulation
Configuration:	SG Input: -60dBm, Output Port: EUT BTS



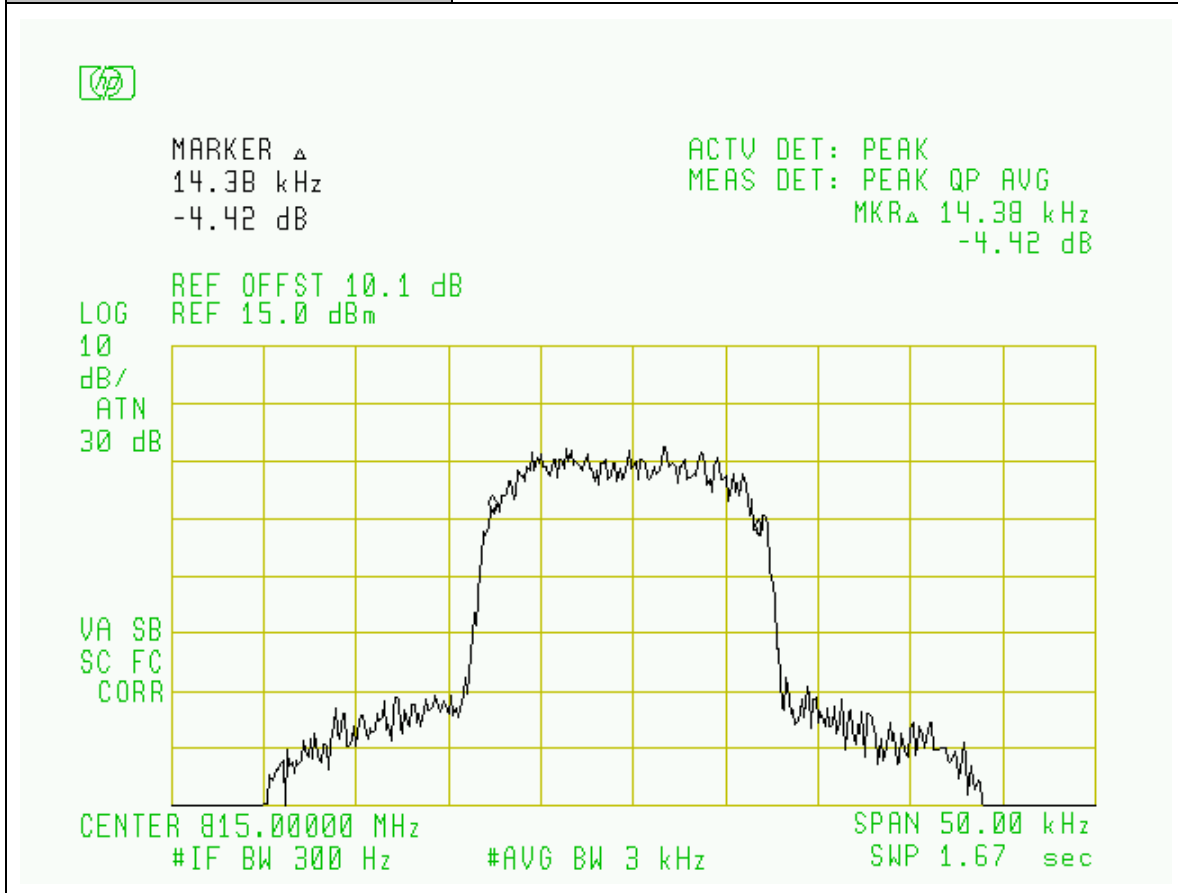
Project Number:	0048-060206-01
EUT:	Shyam Dual Band Home Booster DBHB-20-S8-S9
SN:	DBHBIDEN001
Tested By:	Wei Li
Temperature:	70°F
Humidity:	30%

Section:	Occupied Bandwidth: Band I Bands
Plot Name:	Uplink, Hi-Channel, IDEN Modulation
Configuration:	SG Input: -60dBm, Output Port: SG



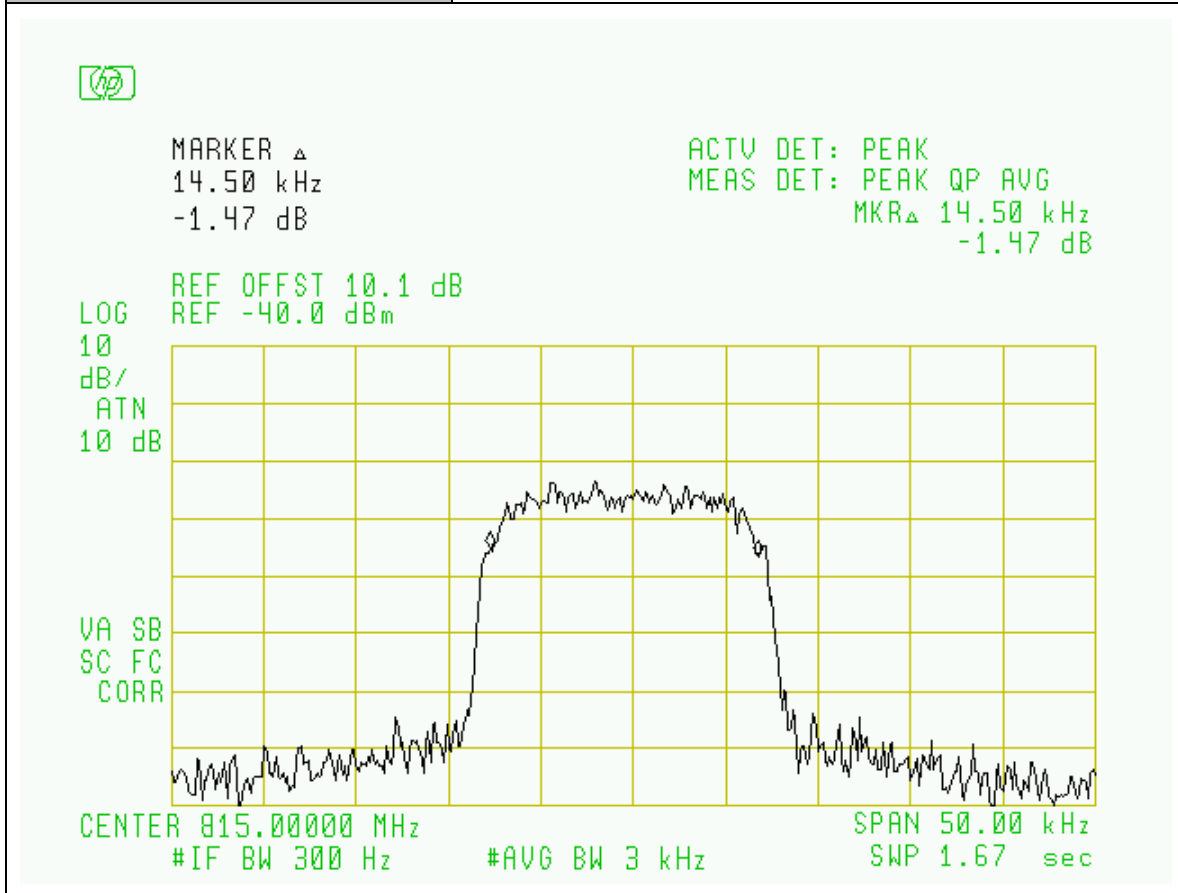
Project Number:	0048-060206-01
EUT:	Shyam Dual Band Home Booster DBHB-20-S8-S9
SN:	DBHBIDEN001
Tested By:	Wei Li
Temperature:	70°F
Humidity:	30%

Section:	Occupied Bandwidth: Band I Bands
Plot Name:	Uplink, Mid-Channel, IDEN Modulation
Configuration:	SG Input: -60dBm, Output Port: EUT BTS



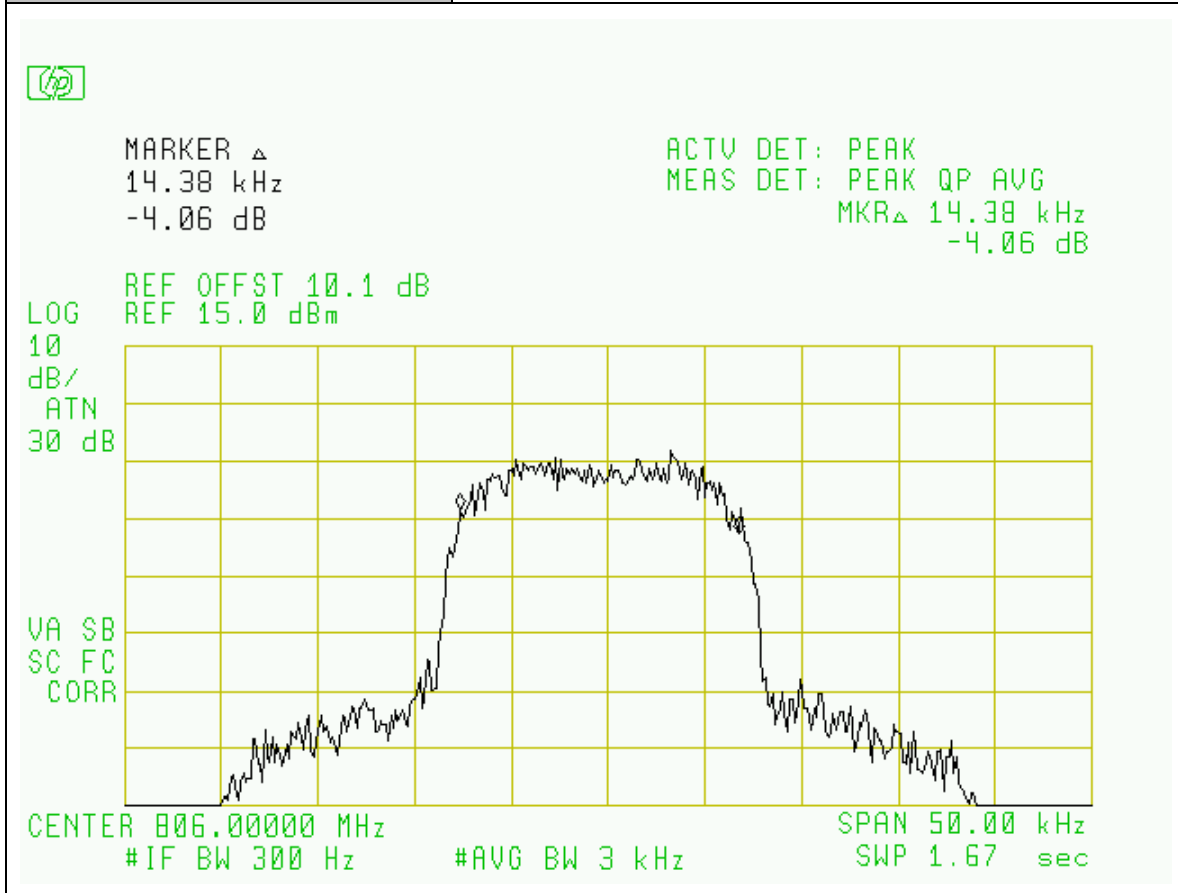
Project Number:	0048-060206-01
EUT:	Shyam Dual Band Home Booster DBHB-20-S8-S9
SN:	DBHBIDEN001
Tested By:	Wei Li
Temperature:	70°F
Humidity:	30%

Section:	Occupied Bandwidth: Band I Bands
Plot Name:	Uplink, Mid-Channel, IDEN Modulation
Configuration:	SG Input: -60dBm, Output Port: SG



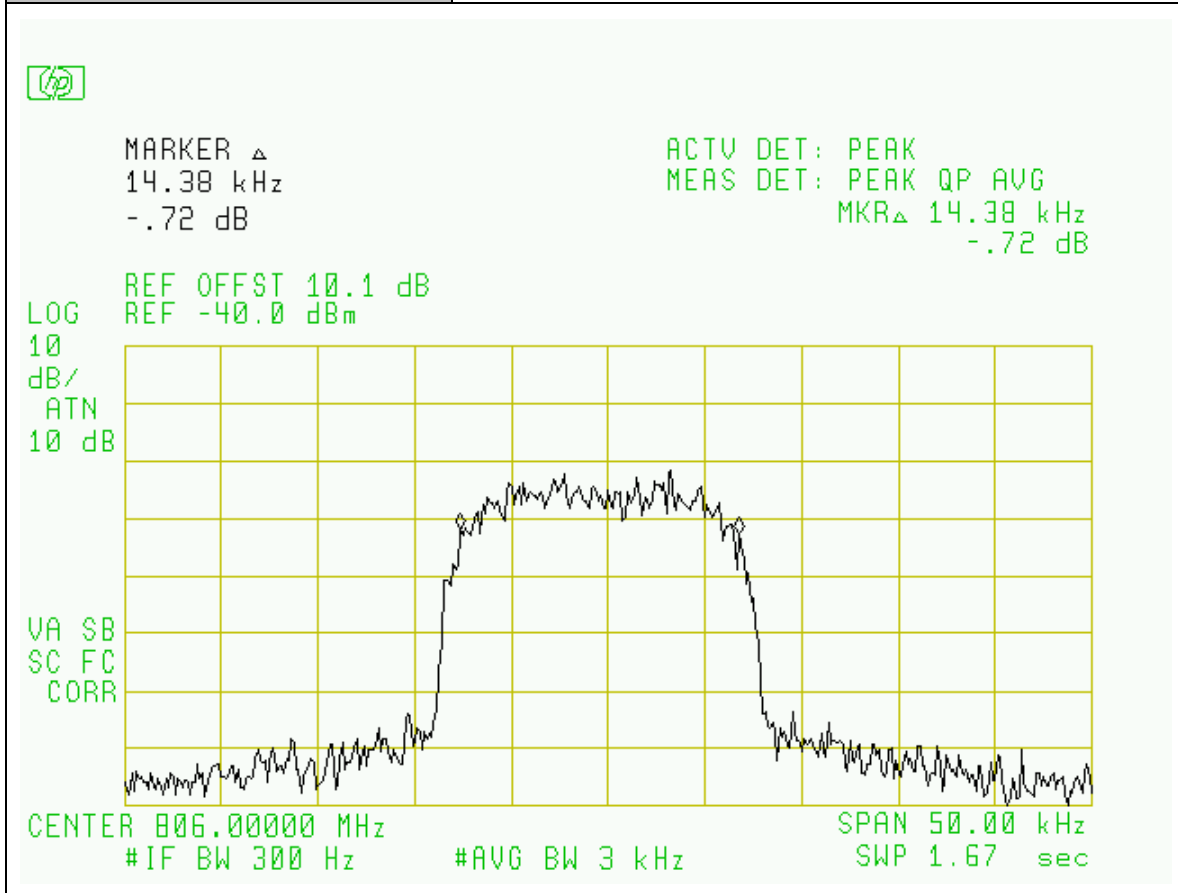
Project Number:	0048-060206-01
EUT:	Shyam Dual Band Home Booster DBHB-20-S8-S9
SN:	DBHBIDEN001
Tested By:	Wei Li
Temperature:	70°F
Humidity:	30%

Section:	Occupied Bandwidth: Band I Bands
Plot Name:	Uplink, Low-Channel, IDEN Modulation
Configuration:	SG Input: -60dBm, Output Port: EUT BTS



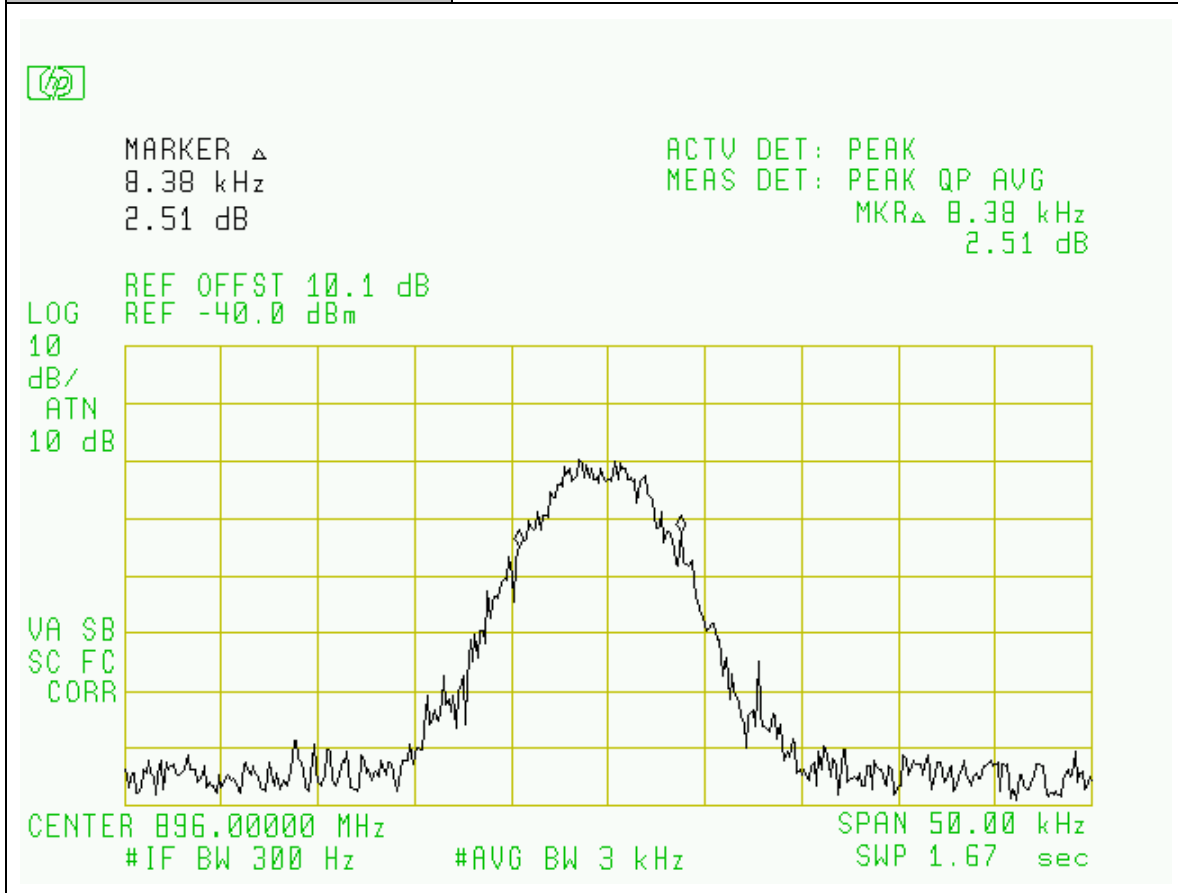
Project Number:	0048-060206-01
EUT:	Shyam Dual Band Home Booster DBHB-20-S8-S9
SN:	DBHBIDEN001
Tested By:	Wei Li
Temperature:	70°F
Humidity:	30%

Section:	Occupied Bandwidth: Band I Bands
Plot Name:	Uplink, Low-Channel, IDEN Modulation
Configuration:	SG Input: -60dBm, Output Port: SG



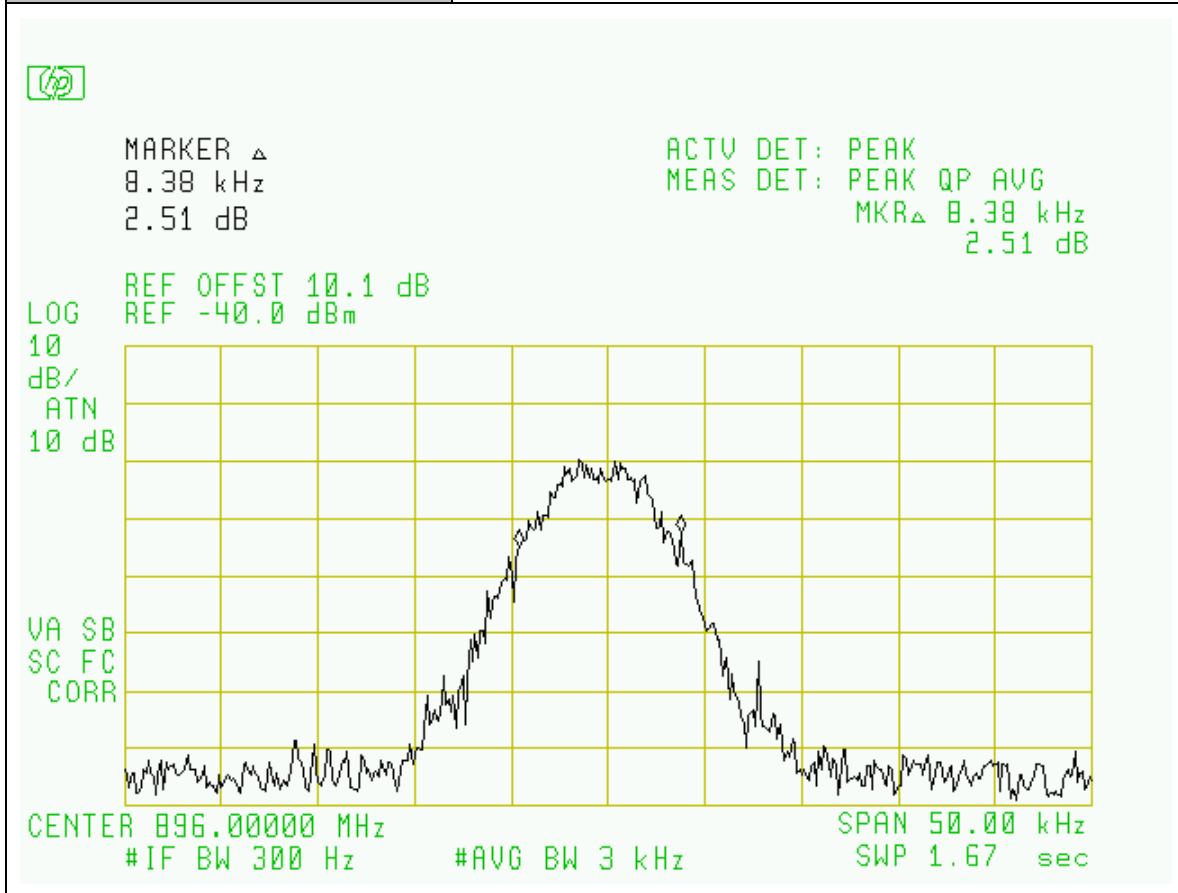
Project Number:	0048-060206-01
EUT:	Shyam Dual Band Home Booster DBHB-20-S8-S9
SN:	DBHBIDEN001
Tested By:	Wei Li
Temperature:	70° F
Humidity:	30%

Section:	Occupied Bandwidth: Band I Bands
Plot Name:	Downlink, Hi-Channel, APCO25 Modulation
Configuration:	SG Input: -60dBm, Output Port: EUT MOBILE



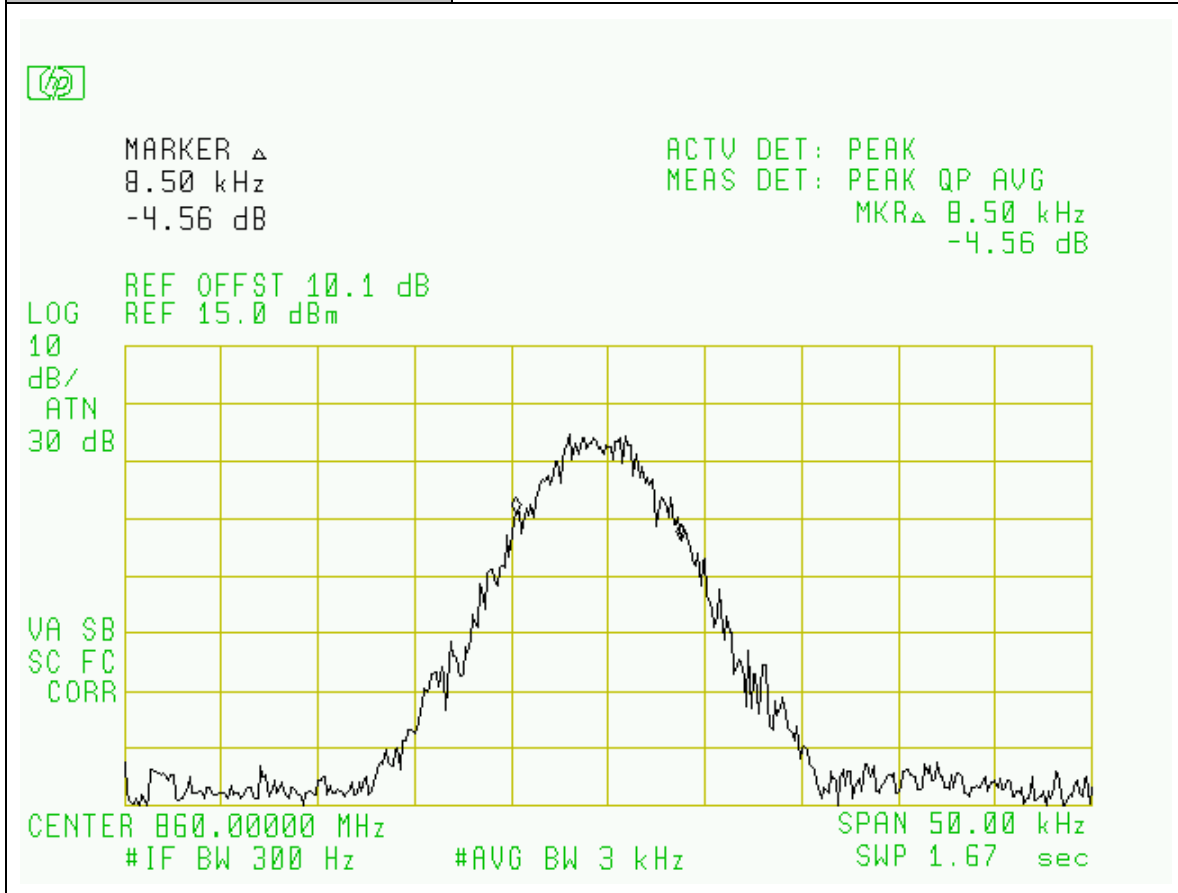
Project Number:	0048-060206-01
EUT:	Shyam Dual Band Home Booster DBHB-20-S8-S9
SN:	DBHBIDEN001
Tested By:	Wei Li
Temperature:	70° F
Humidity:	30%

Section:	Occupied Bandwidth: Band I Bands
Plot Name:	Downlink, Hi-Channel, APCO25 Modulation
Configuration:	SG Input: -60dBm, Output Port: SG



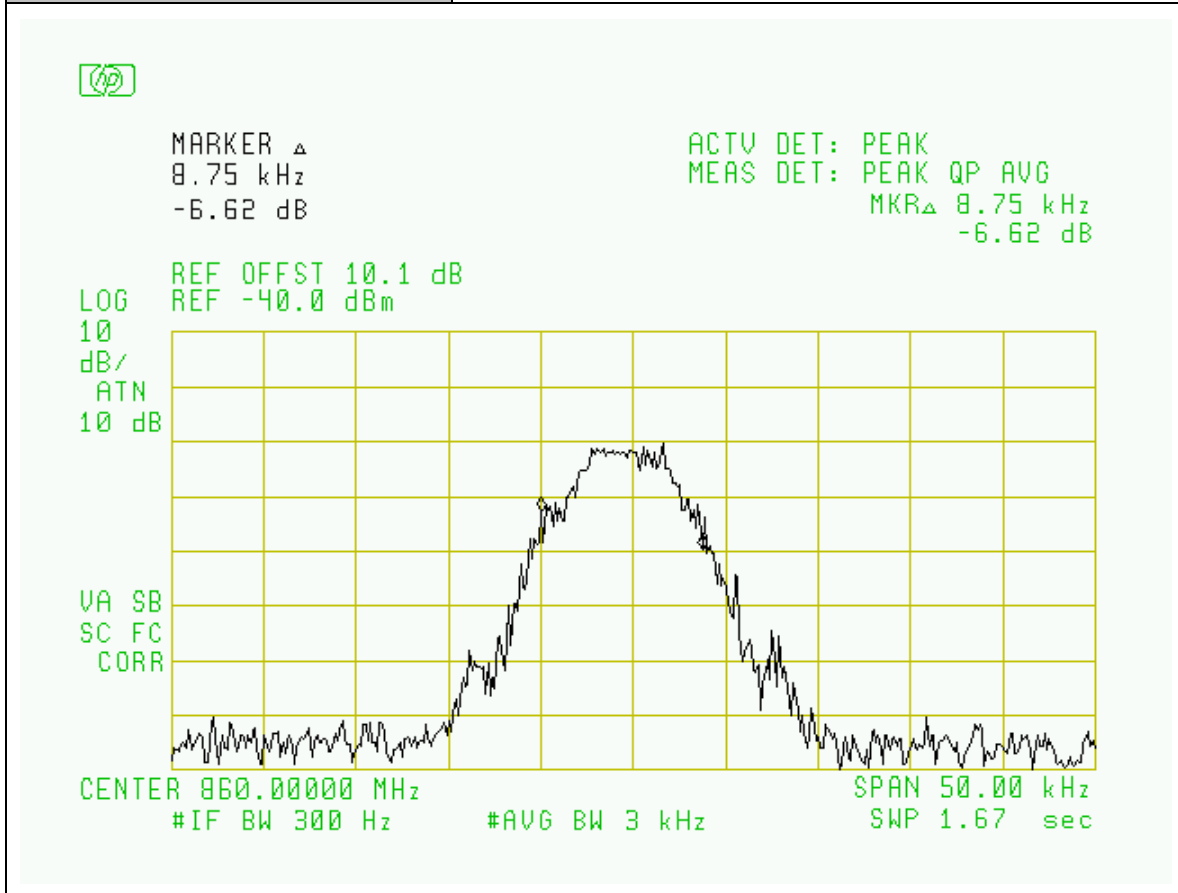
Project Number:	0048-060206-01
EUT:	Shyam Dual Band Home Booster DBHB-20-S8-S9
SN:	DBHBIDEN001
Tested By:	Wei Li
Temperature:	70°F
Humidity:	30%

Section:	Occupied Bandwidth: Band I Bands
Plot Name:	Downlink, Mid-Channel, APCO25 Modulation
Configuration:	SG Input: -60dBm, Output Port: EUT MOBILE



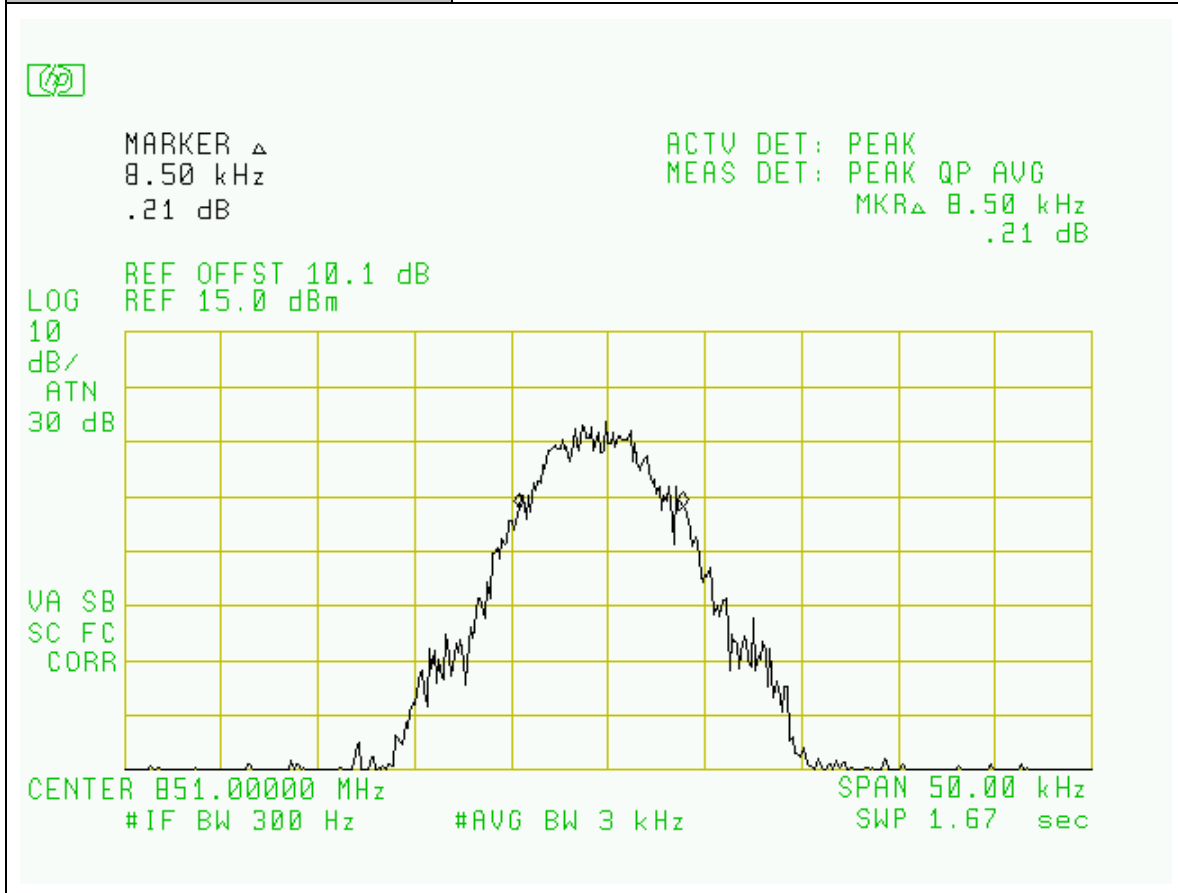
Project Number:	0048-060206-01
EUT:	Shyam Dual Band Home Booster DBHB-20-S8-S9
SN:	DBHBIDEN001
Tested By:	Wei Li
Temperature:	70°F
Humidity:	30%

Section:	Occupied Bandwidth: Band I Bands
Plot Name:	Downlink, Mid-Channel, APCO25 Modulation
Configuration:	SG Input: -60dBm, Output Port: SG



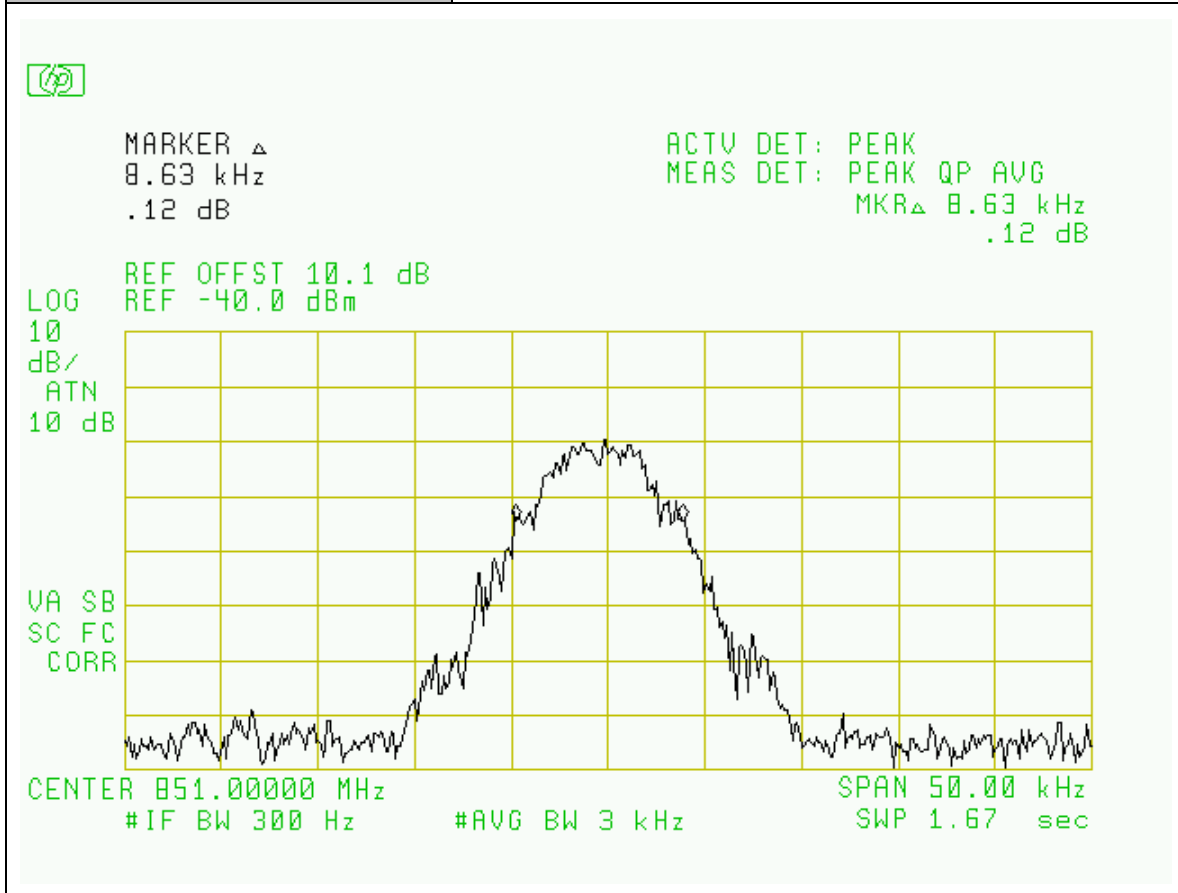
Project Number:	0048-060206-01
EUT:	Shyam Dual Band Home Booster DBHB-20-S8-S9
SN:	DBHBIDEN001
Tested By:	Wei Li
Temperature:	70°F
Humidity:	30%

Section:	Occupied Bandwidth: Band I Bands
Plot Name:	Downlink, Low-Channel, APCO25 Modulation
Configuration:	SG Input: -60dBm, Output Port: EUT MIBILE



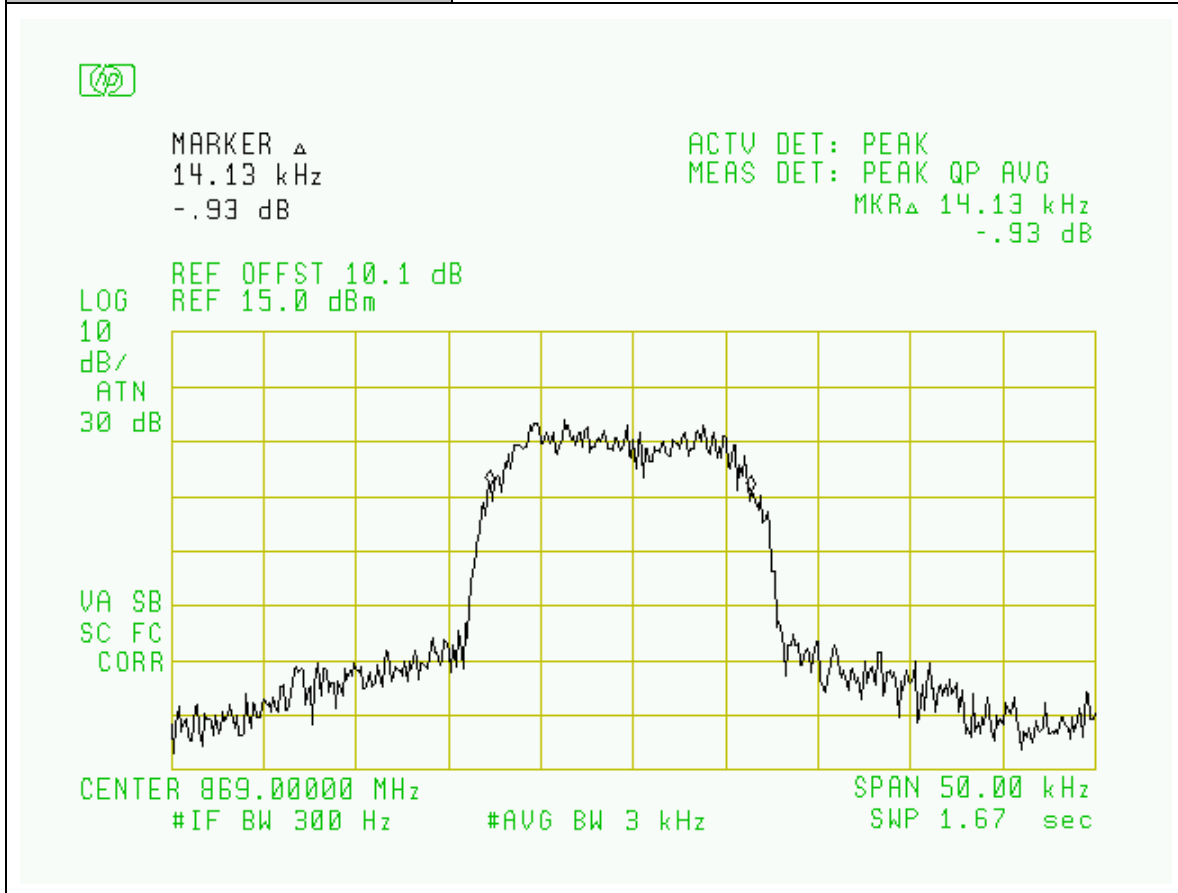
Project Number:	0048-060206-01
EUT:	Shyam Dual Band Home Booster DBHB-20-S8-S9
SN:	DBHBIDEN001
Tested By:	Wei Li
Temperature:	70°F
Humidity:	30%

Section:	Occupied Bandwidth: Band I Bands
Plot Name:	Downlink, Low-Channel, APCO25 Modulation
Configuration:	SG Input: -60dBm, Output Port: SG



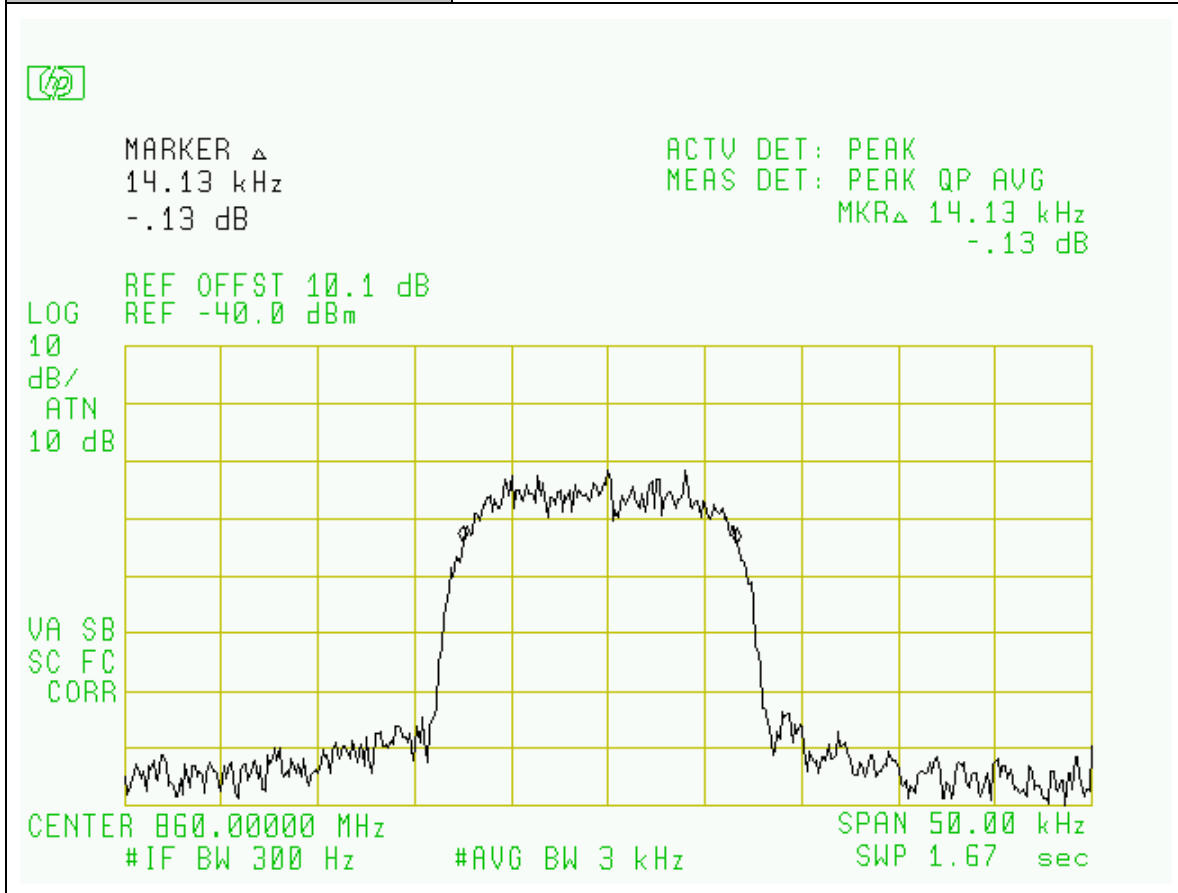
Project Number:	0048-060206-01
EUT:	Shyam Dual Band Home Booster DBHB-20-S8-S9
SN:	DBHBIDEN001
Tested By:	Wei Li
Temperature:	70°F
Humidity:	30%

Section:	Occupied Bandwidth: Band I Bands
Plot Name:	Downlink, Hi-Channel, IDEN Modulation
Configuration:	SG Input: -60dBm, Output Port: EUT MOBILE



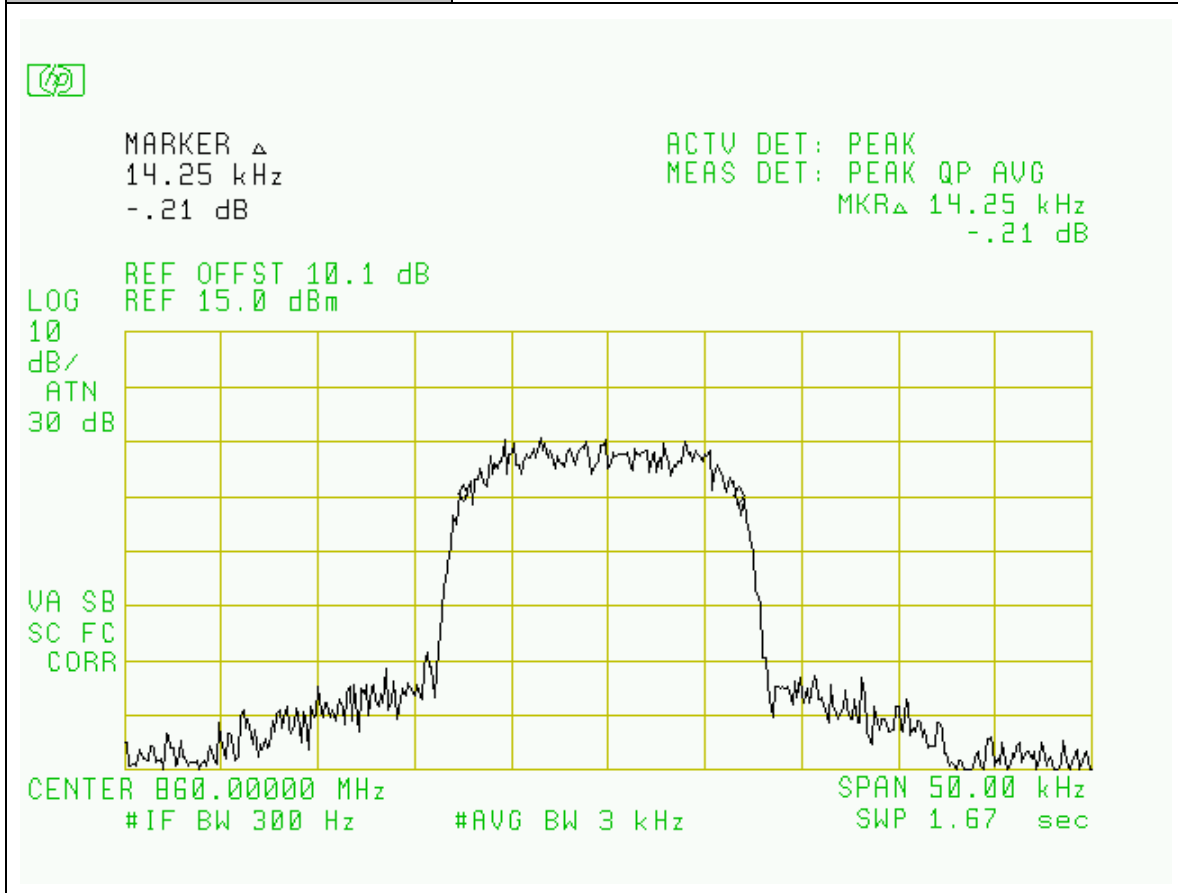
Project Number:	0048-060206-01
EUT:	Shyam Dual Band Home Booster DBHB-20-S8-S9
SN:	DBHBIDEN001
Tested By:	Wei Li
Temperature:	70°F
Humidity:	30%

Section:	Occupied Bandwidth: Band I Bands
Plot Name:	Downlink, Hi-Channel, IDEN Modulation
Configuration:	SG Input: -60dBm, Output Port: SG



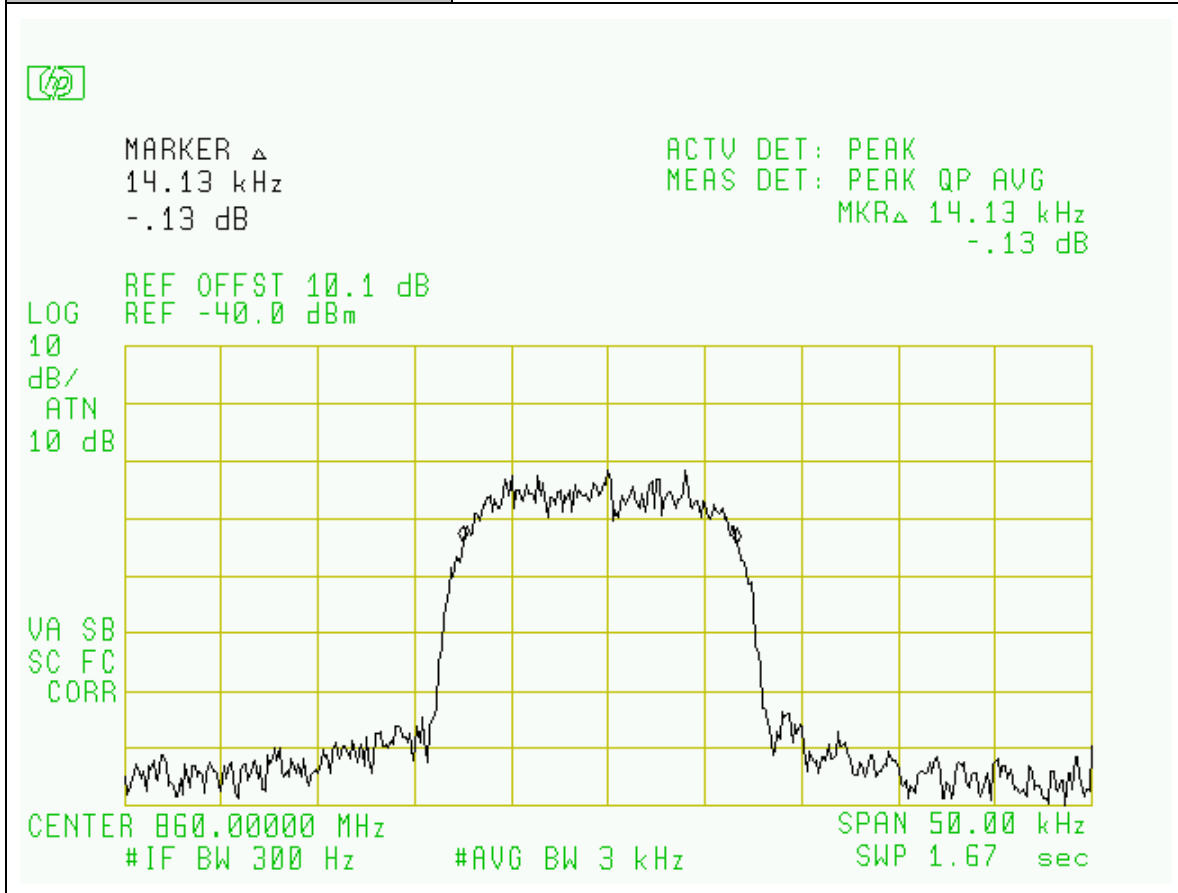
Project Number:	0048-060206-01
EUT:	Shyam Dual Band Home Booster DBHB-20-S8-S9
SN:	DBHBIDEN001
Tested By:	Wei Li
Temperature:	70°F
Humidity:	30%

Section:	Occupied Bandwidth: Band I Bands
Plot Name:	Downlink, Mid-Channel, IDEN Modulation
Configuration:	SG Input: -60dBm, Output Port: EUT MOBILE



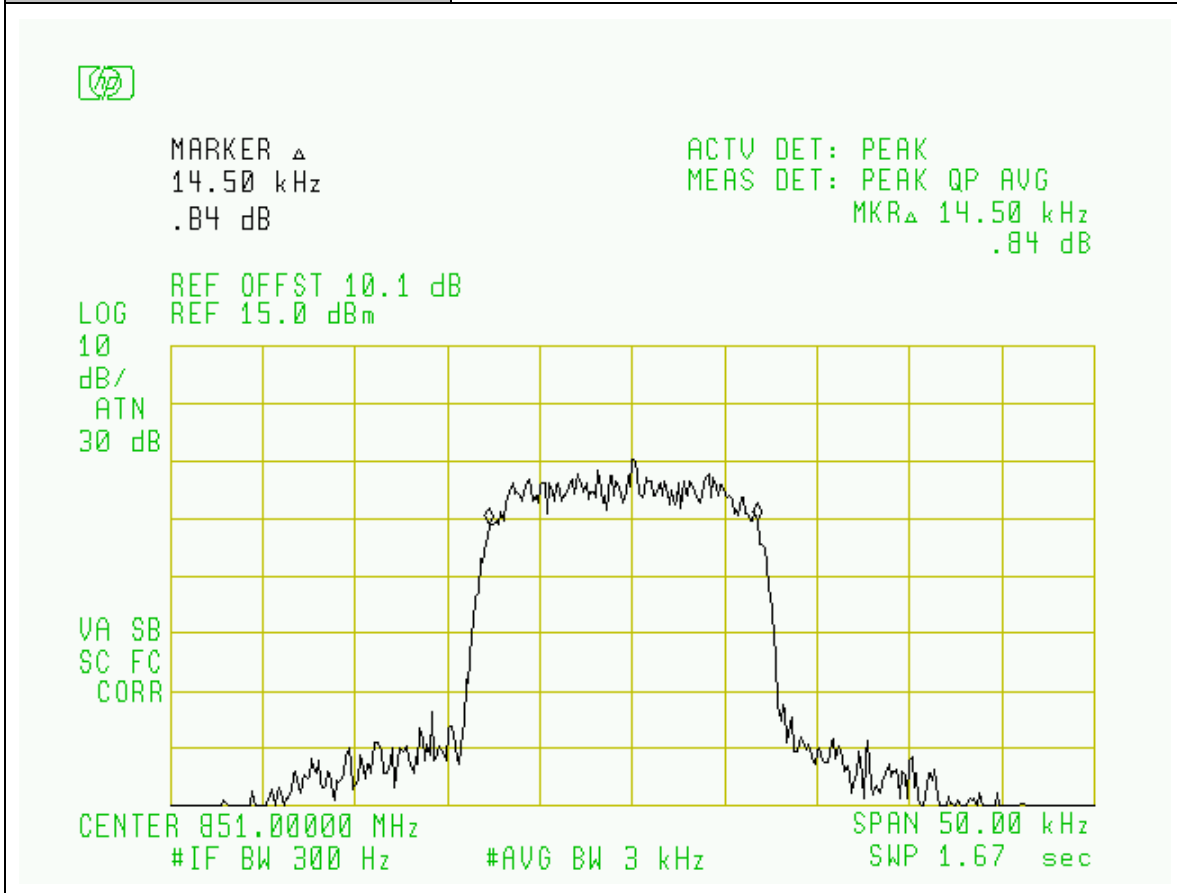
Project Number:	0048-060206-01
EUT:	Shyam Dual Band Home Booster DBHB-20-S8-S9
SN:	DBHBIDEN001
Tested By:	Wei Li
Temperature:	70°F
Humidity:	30%

Section:	Occupied Bandwidth: Band I Bands
Plot Name:	Downlink, Mid-Channel, IDEN Modulation
Configuration:	SG Input: -60dBm, Output Port: SG



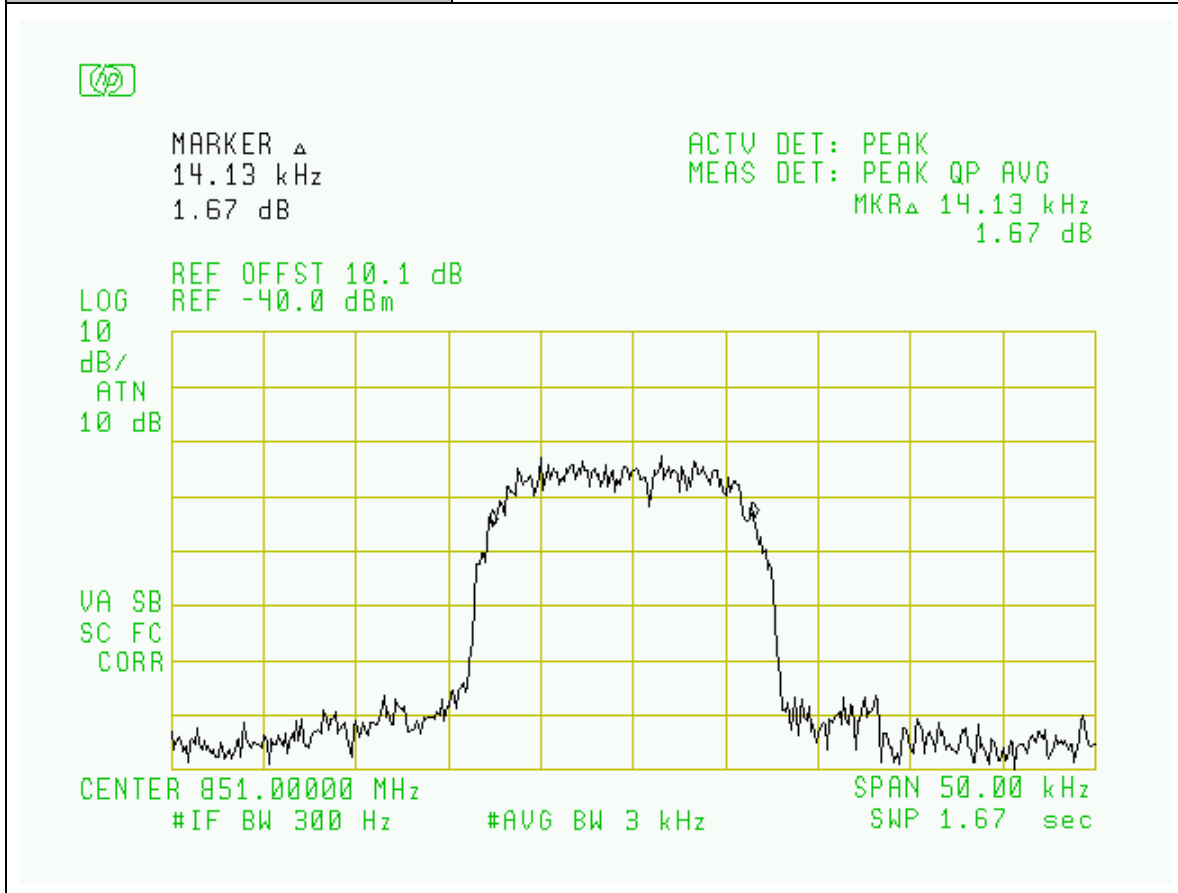
Project Number:	0048-060206-01
EUT:	Shyam Dual Band Home Booster DBHB-20-S8-S9
SN:	DBHBIDEN001
Tested By:	Wei Li
Temperature:	70°F
Humidity:	30%

Section:	Occupied Bandwidth: Band I Bands
Plot Name:	Downlink, Low-Channel, IDEN Modulation
Configuration:	SG Input: -60dBm, Output Port: EUT MOBILE



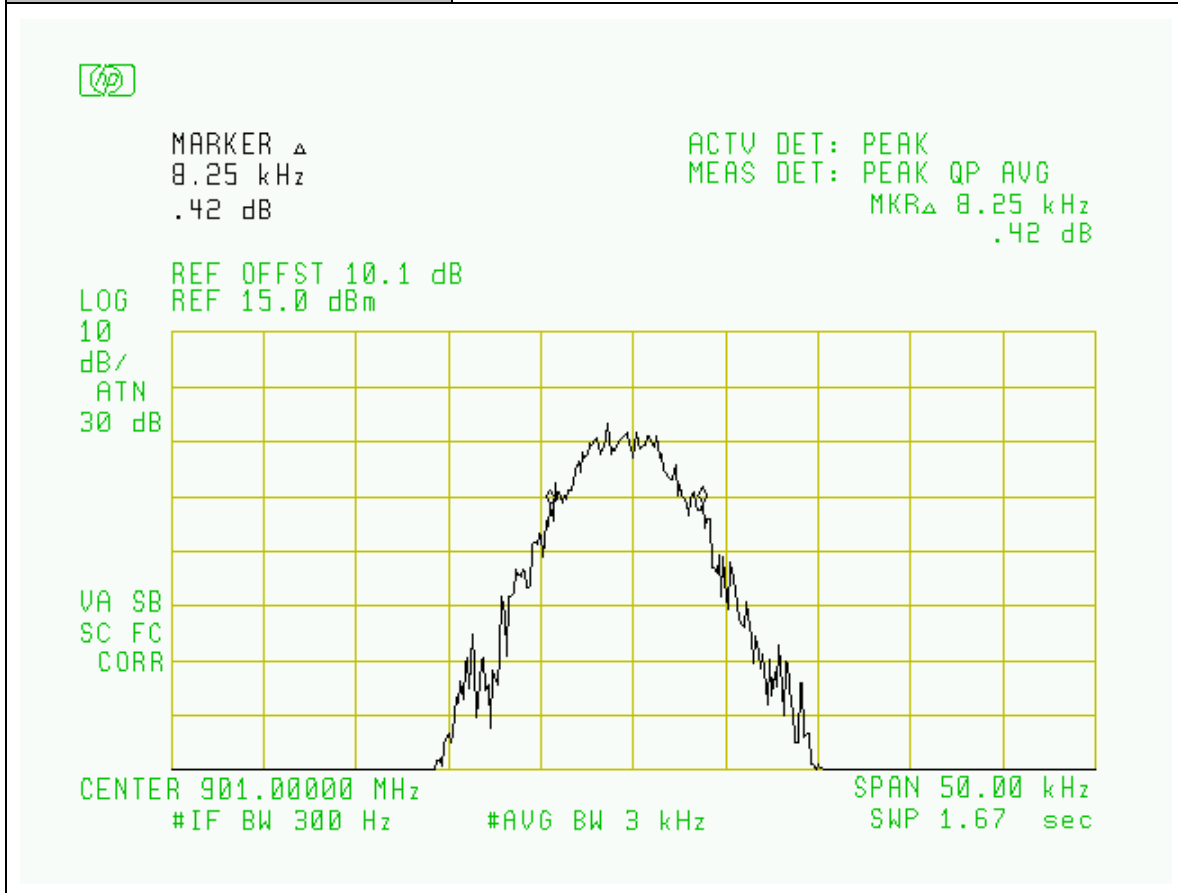
Project Number:	0048-060206-01
EUT:	Shyam Dual Band Home Booster DBHB-20-S8-S9
SN:	DBHBIDEN001
Tested By:	Wei Li
Temperature:	70°F
Humidity:	30%

Section:	Occupied Bandwidth: Band I Bands
Plot Name:	Downlink, Low-Channel, IDEN Modulation
Configuration:	SG Input: -60dBm, Output Port: SG



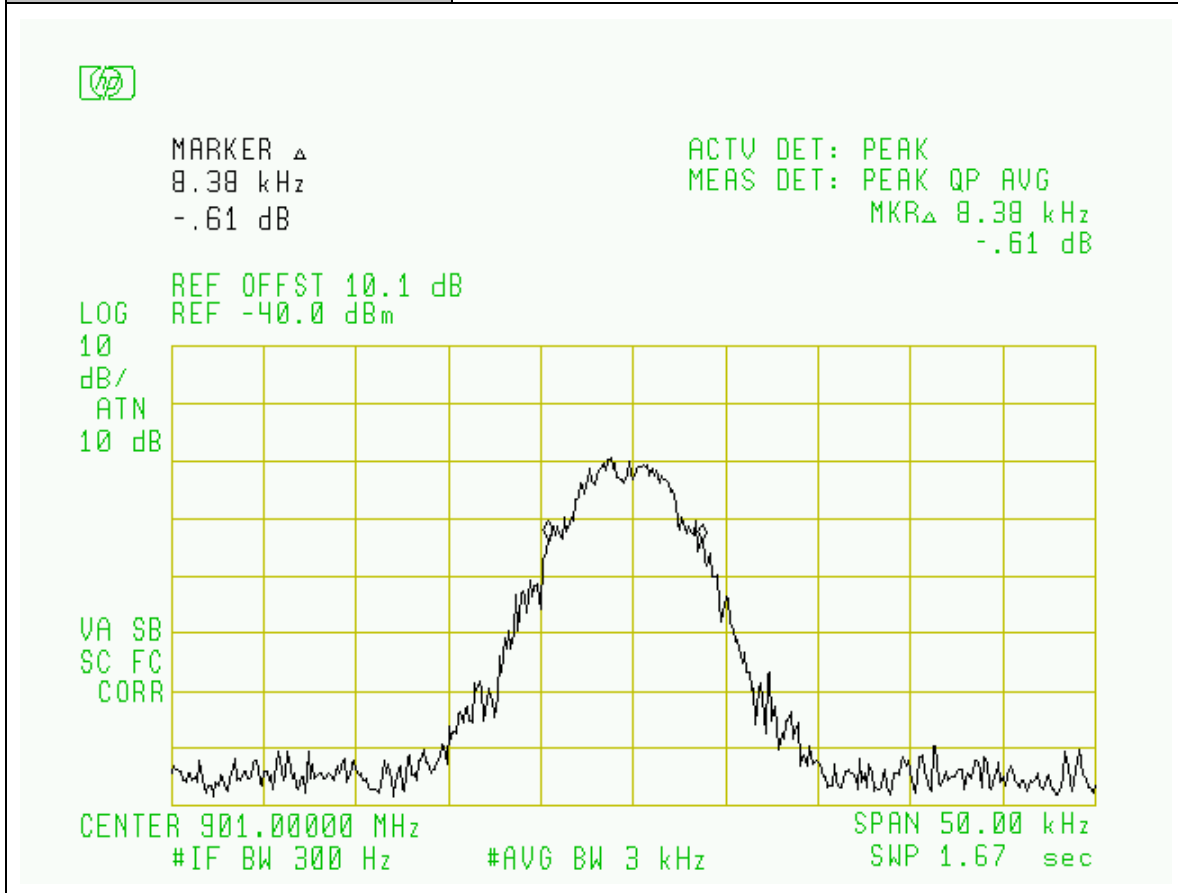
Project Number:	0048-060206-01
EUT:	Shyam Dual Band Home Booster DBHB-20-S8-S9
SN:	DBHBIDEN001
Tested By:	Wei Li
Temperature:	70°F
Humidity:	30%

Section:	Occupied Bandwidth: BAND II Bands
Plot Name:	Uplink, Hi-Channel, APCO25 Modulation
Configuration:	SG Input: -60dBm, Output Port: EUT BTS



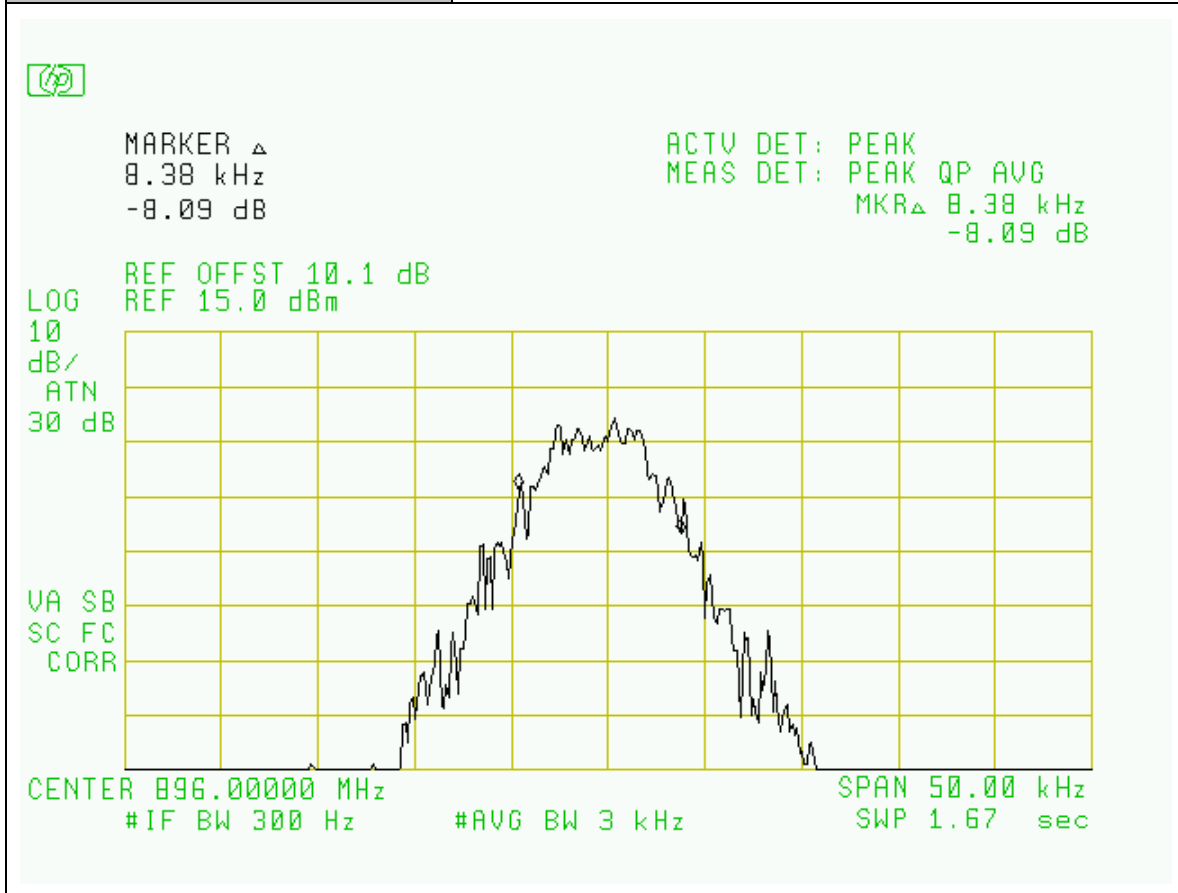
Project Number:	0048-060206-01
EUT:	Shyam Dual Band Home Booster DBHB-20-S8-S9
SN:	DBHBIDEN001
Tested By:	Wei Li
Temperature:	70°F
Humidity:	30%

Section:	Occupied Bandwidth: BAND II Bands
Plot Name:	Uplink, Hi-Channel, APCO25 Modulation
Configuration:	SG Input: -60dBm, Output Port: SG



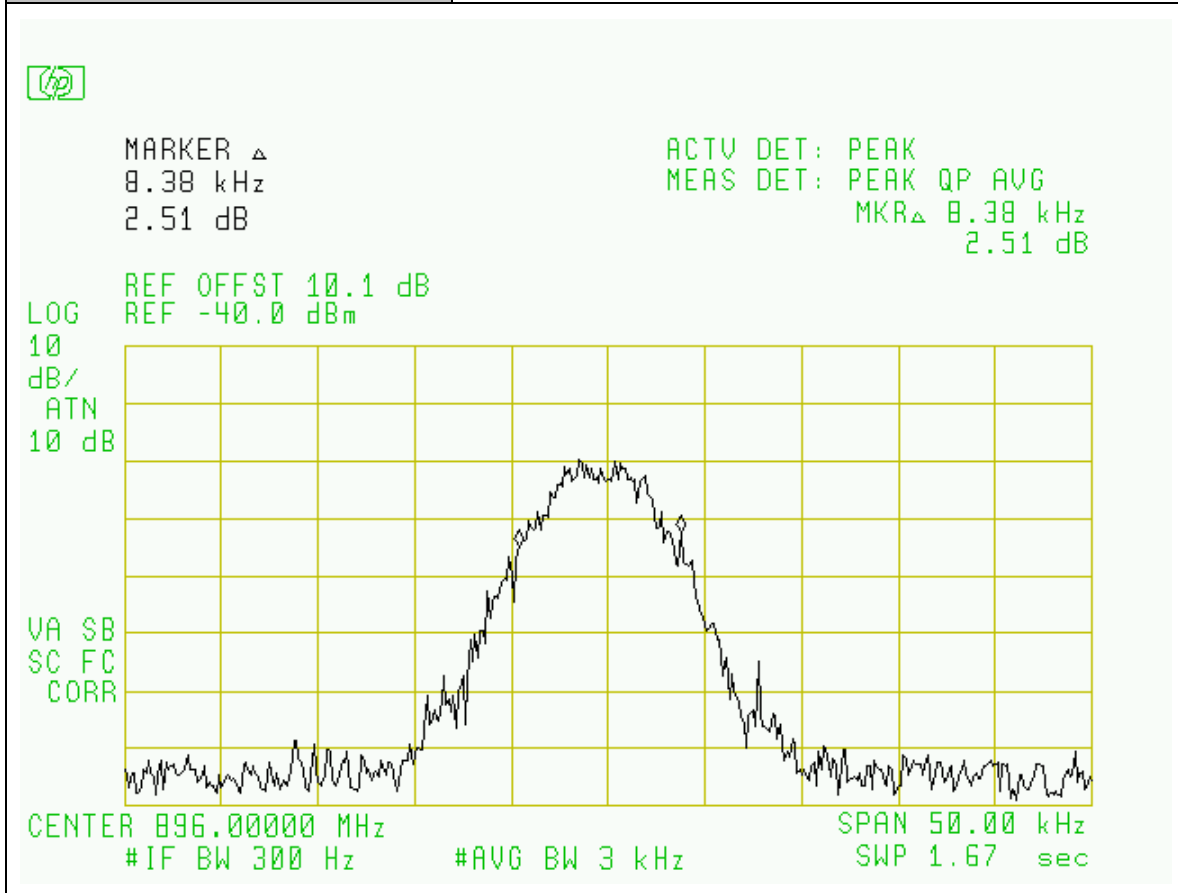
Project Number:	0048-060206-01
EUT:	Shyam Dual Band Home Booster DBHB-20-S8-S9
SN:	DBHBIDEN001
Tested By:	Wei Li
Temperature:	70°F
Humidity:	30%

Section:	Occupied Bandwidth: BAND II Bands
Plot Name:	Uplink, Low-Channel, APCO25 Modulation
Configuration:	SG Input: -60dBm, Output Port: EUT BTS



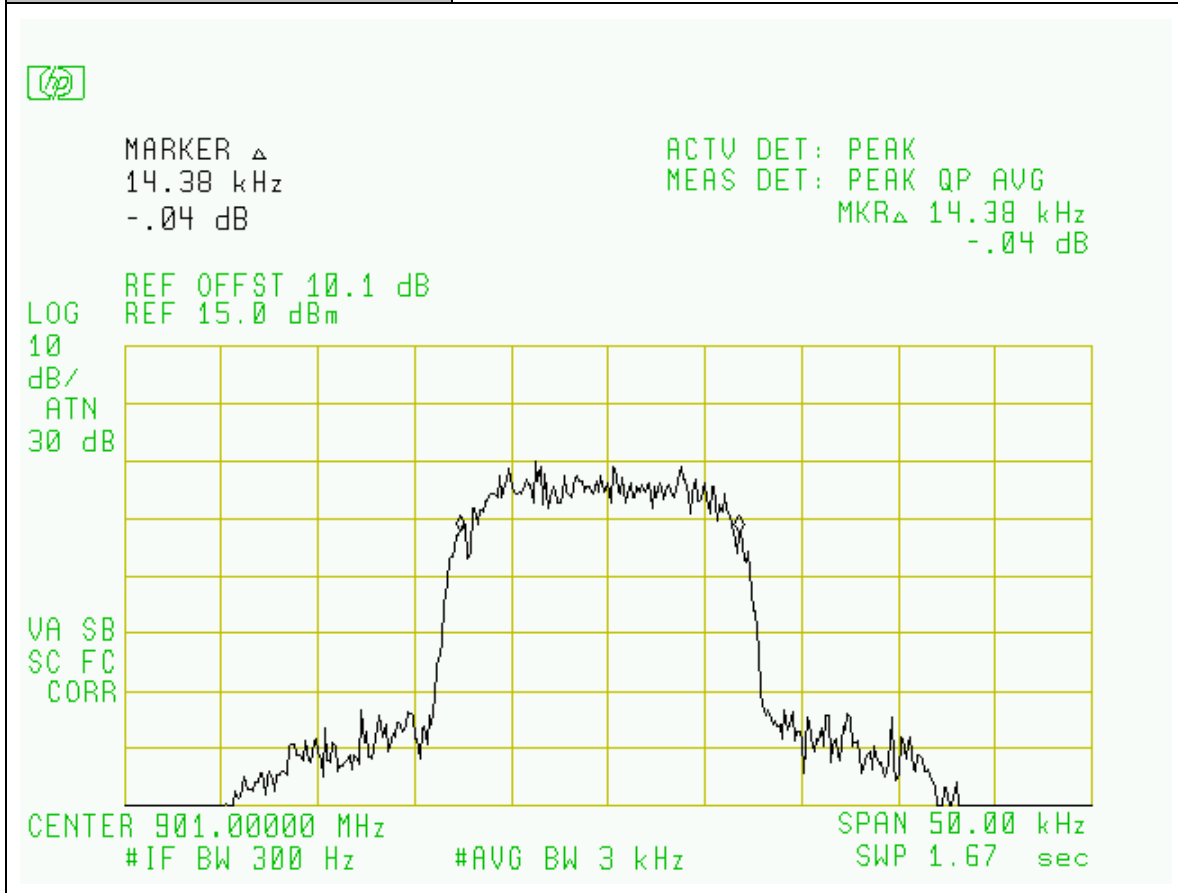
Project Number:	0048-060206-01
EUT:	Shyam Dual Band Home Booster DBHB-20-S8-S9
SN:	DBHBIDEN001
Tested By:	Wei Li
Temperature:	70° F
Humidity:	30%

Section:	Occupied Bandwidth: BAND II Bands
Plot Name:	Uplink, Low-Channel, APCO25 Modulation
Configuration:	SG Input: -60dBm, Output Port: SG



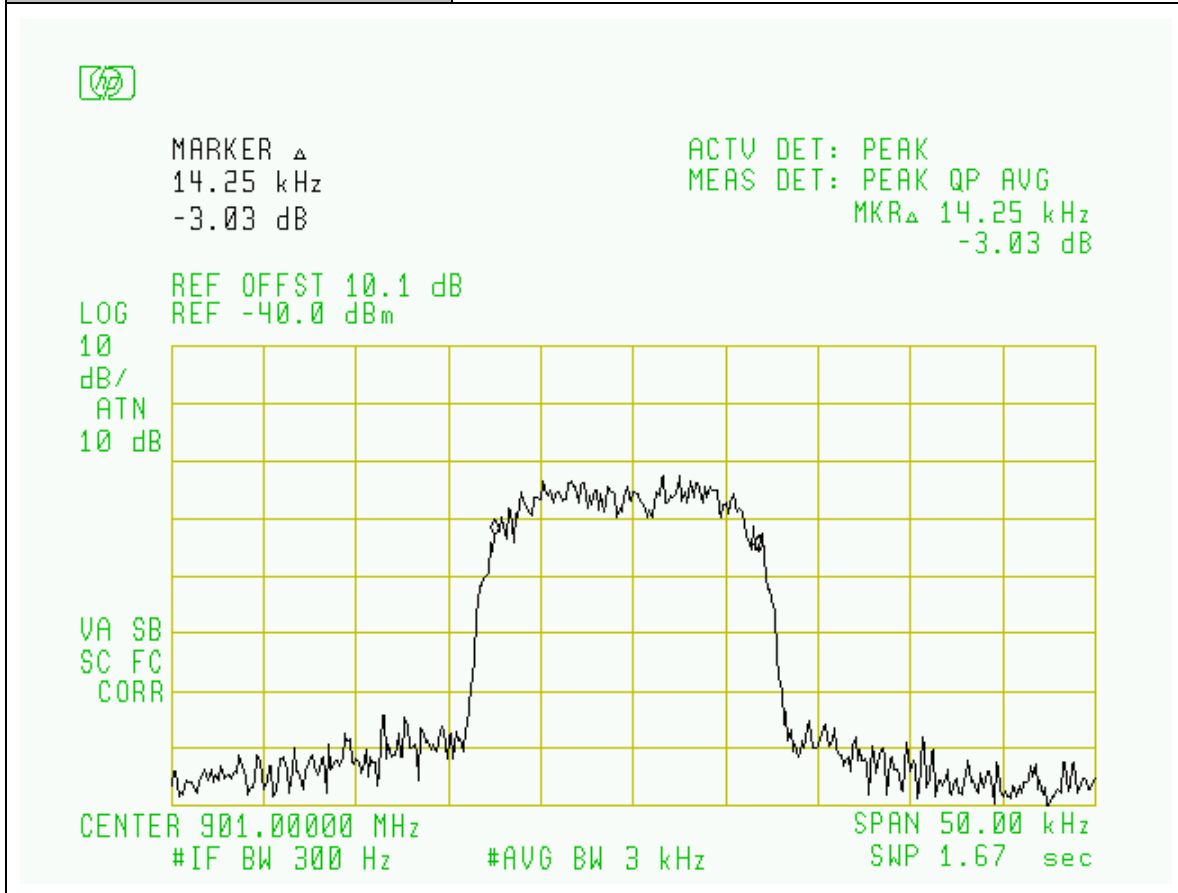
Project Number:	0048-060206-01
EUT:	Shyam Dual Band Home Booster DBHB-20-S8-S9
SN:	DBHBIDEN001
Tested By:	Wei Li
Temperature:	70° F
Humidity:	30%

Section:	Occupied Bandwidth: BAND II Bands
Plot Name:	Uplink, Hi-Channel, IDEN Modulation
Configuration:	SG Input: -60dBm, Output Port: EUT BTS



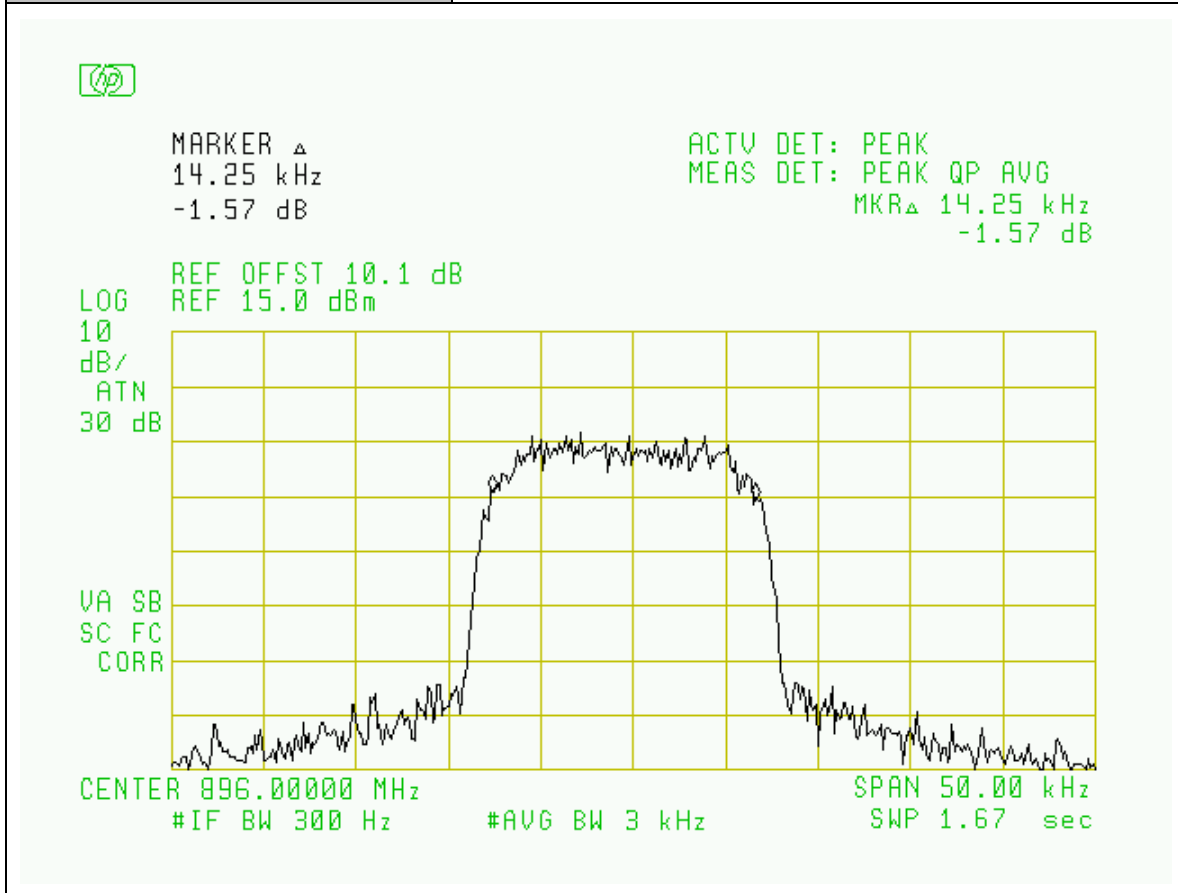
Project Number:	0048-060206-01
EUT:	Shyam Dual Band Home Booster DBHB-20-S8-S9
SN:	DBHBIDEN001
Tested By:	Wei Li
Temperature:	70°F
Humidity:	30%

Section:	Occupied Bandwidth: BAND II Bands
Plot Name:	Uplink, Hi-Channel, IDEN Modulation
Configuration:	SG Input: -60dBm, Output Port: SG



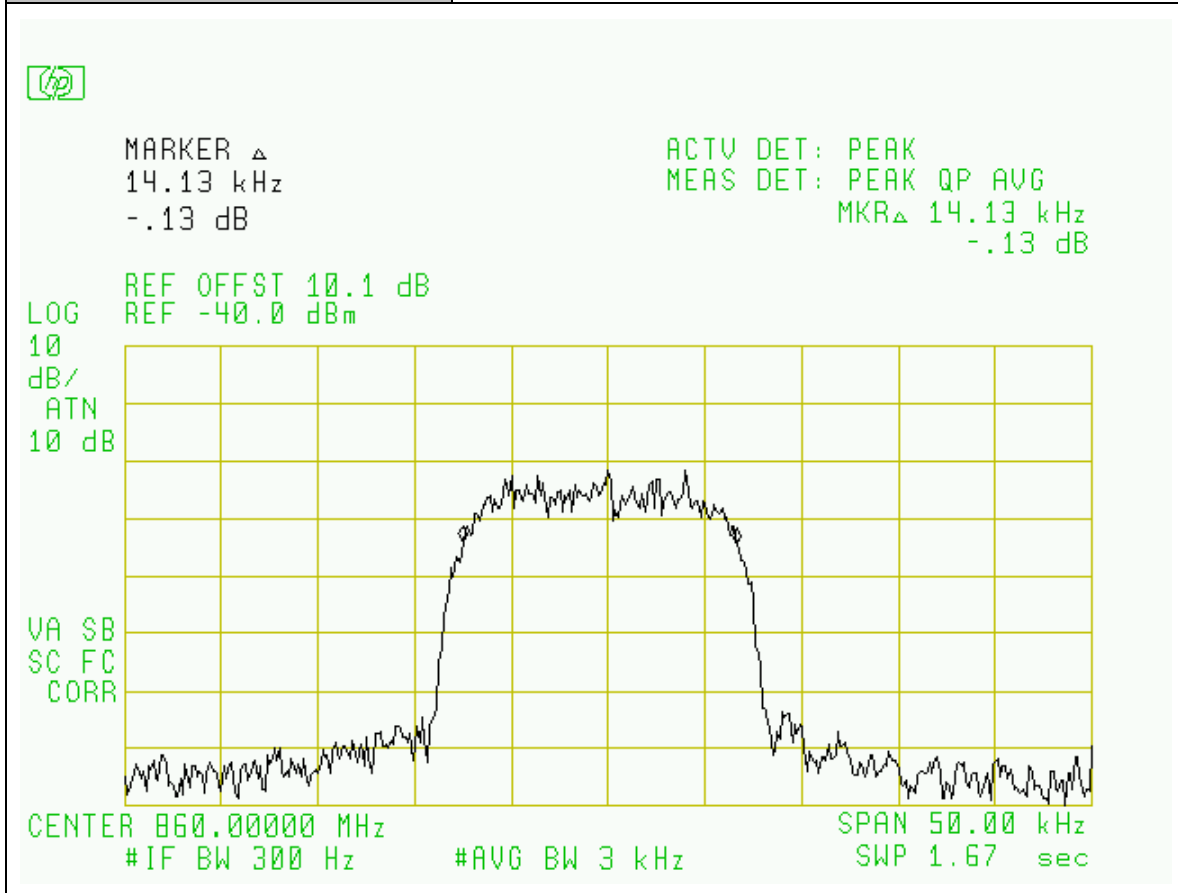
Project Number:	0048-060206-01
EUT:	Shyam Dual Band Home Booster DBHB-20-S8-S9
SN:	DBHBIDEN001
Tested By:	Wei Li
Temperature:	70°F
Humidity:	30%

Section:	Occupied Bandwidth: BAND II Bands
Plot Name:	Uplink, Low-Channel, IDEN Modulation
Configuration:	SG Input: -60dBm, Output Port: EUT BTS



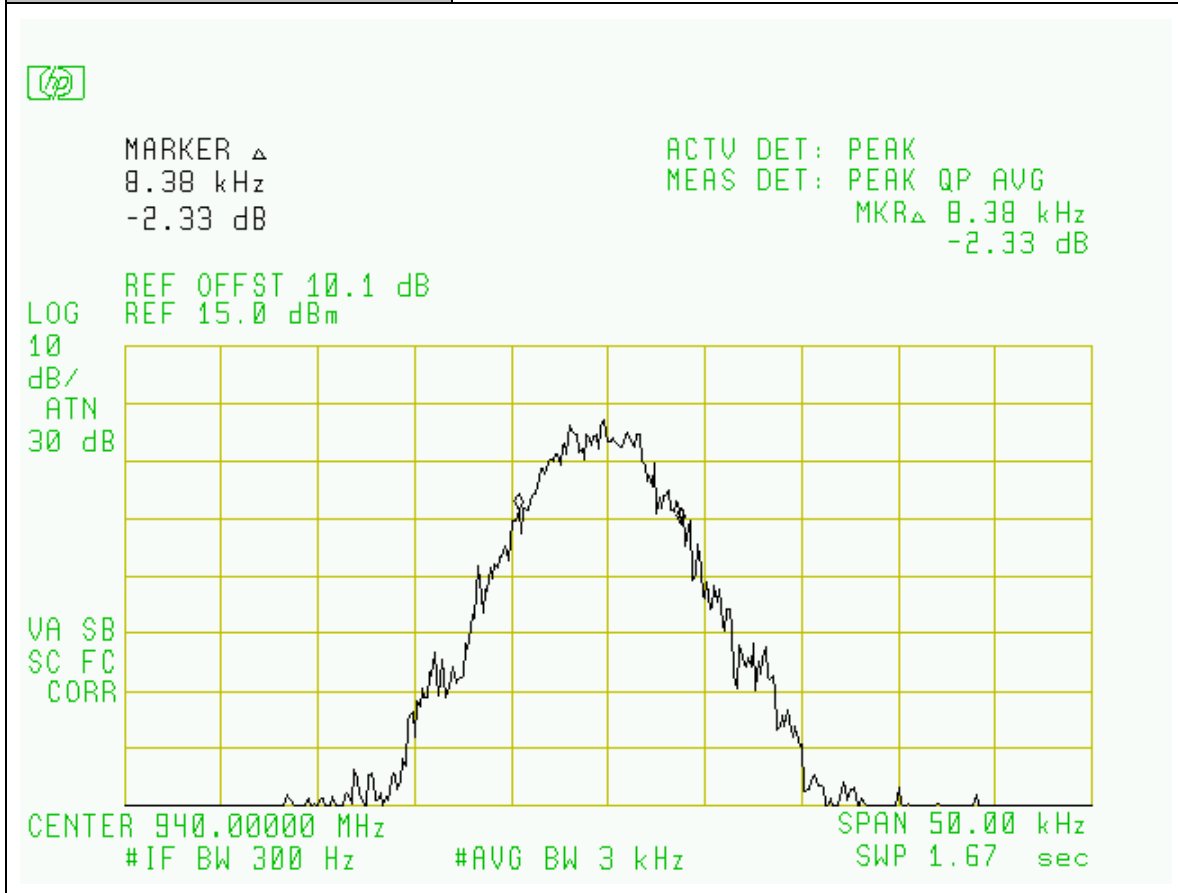
Project Number:	0048-060206-01
EUT:	Shyam Dual Band Home Booster DBHB-20-S8-S9
SN:	DBHBIDEN001
Tested By:	Wei Li
Temperature:	70°F
Humidity:	30%

Section:	Occupied Bandwidth: BAND II Bands
Plot Name:	Uplink, Low-Channel, IDEN Modulation
Configuration:	SG Input: -60dBm, Output Port: SG



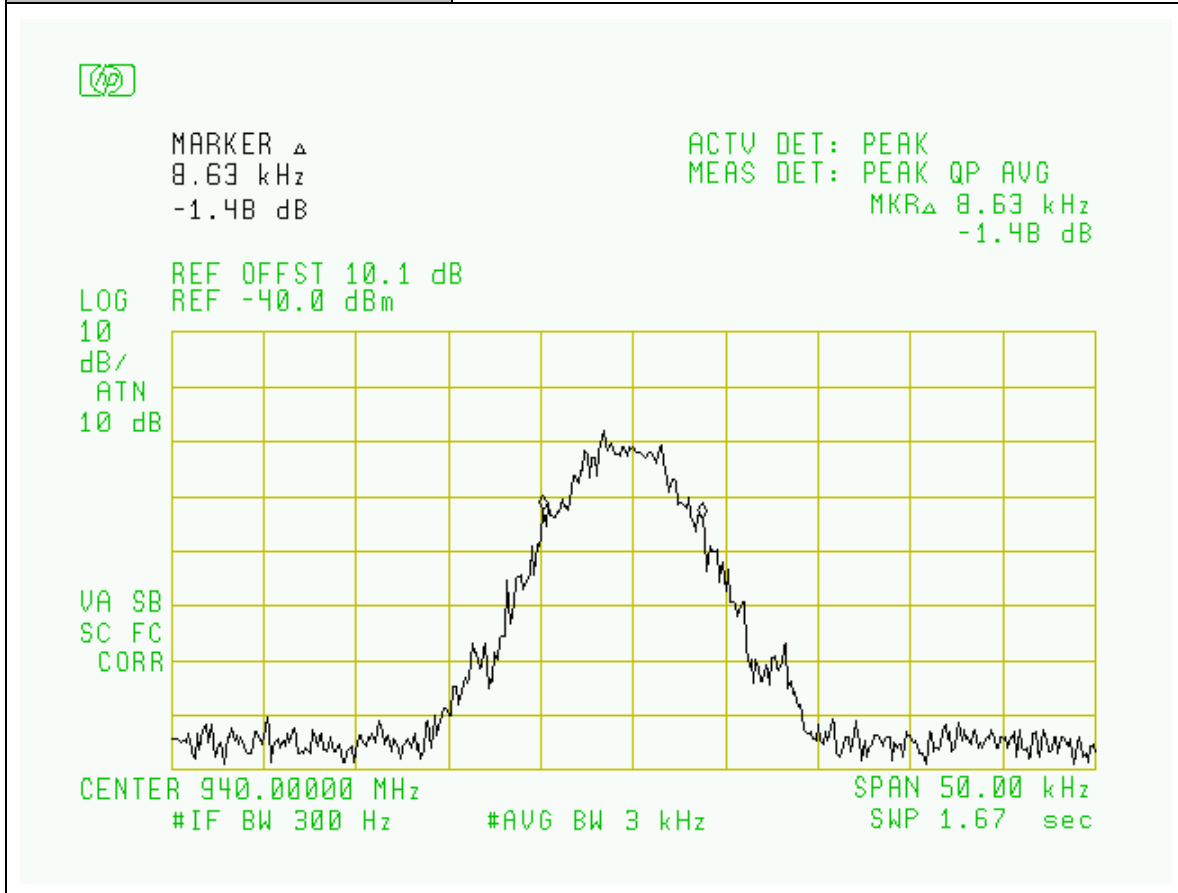
Project Number:	0048-060206-01
EUT:	Shyam Dual Band Home Booster DBHB-20-S8-S9
SN:	DBHBIDEN001
Tested By:	Wei Li
Temperature:	70°F
Humidity:	30%

Section:	Occupied Bandwidth: BAND II Bands
Plot Name:	Downlink, Hi-Channel, APCO25 Modulation
Configuration:	SG Input: -60dBm, Output Port: EUT MOBILE



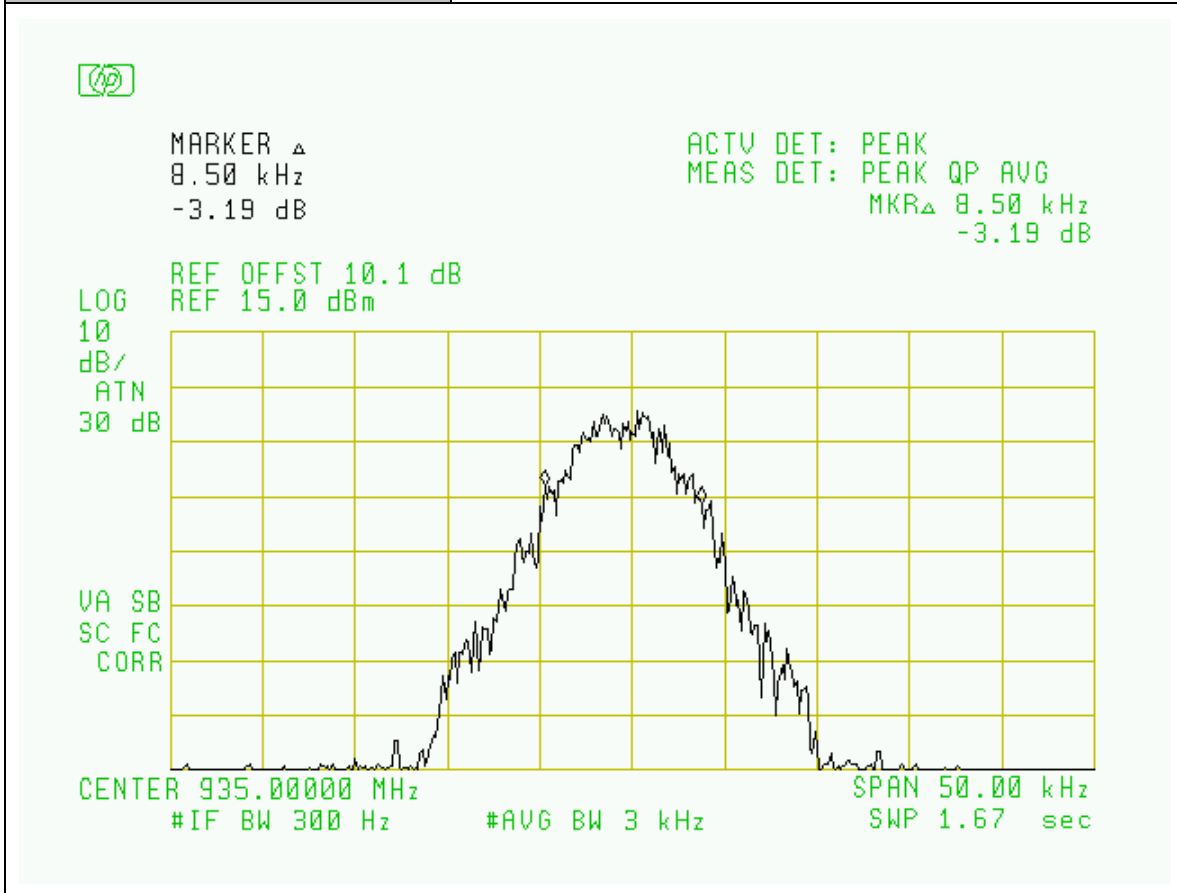
Project Number:	0048-060206-01
EUT:	Shyam Dual Band Home Booster DBHB-20-S8-S9
SN:	DBHBIDEN001
Tested By:	Wei Li
Temperature:	70°F
Humidity:	30%

Section:	Occupied Bandwidth: BAND II Bands
Plot Name:	Downlink, Hi-Channel, APCO25 Modulation
Configuration:	SG Input: -60dBm, Output Port: SG



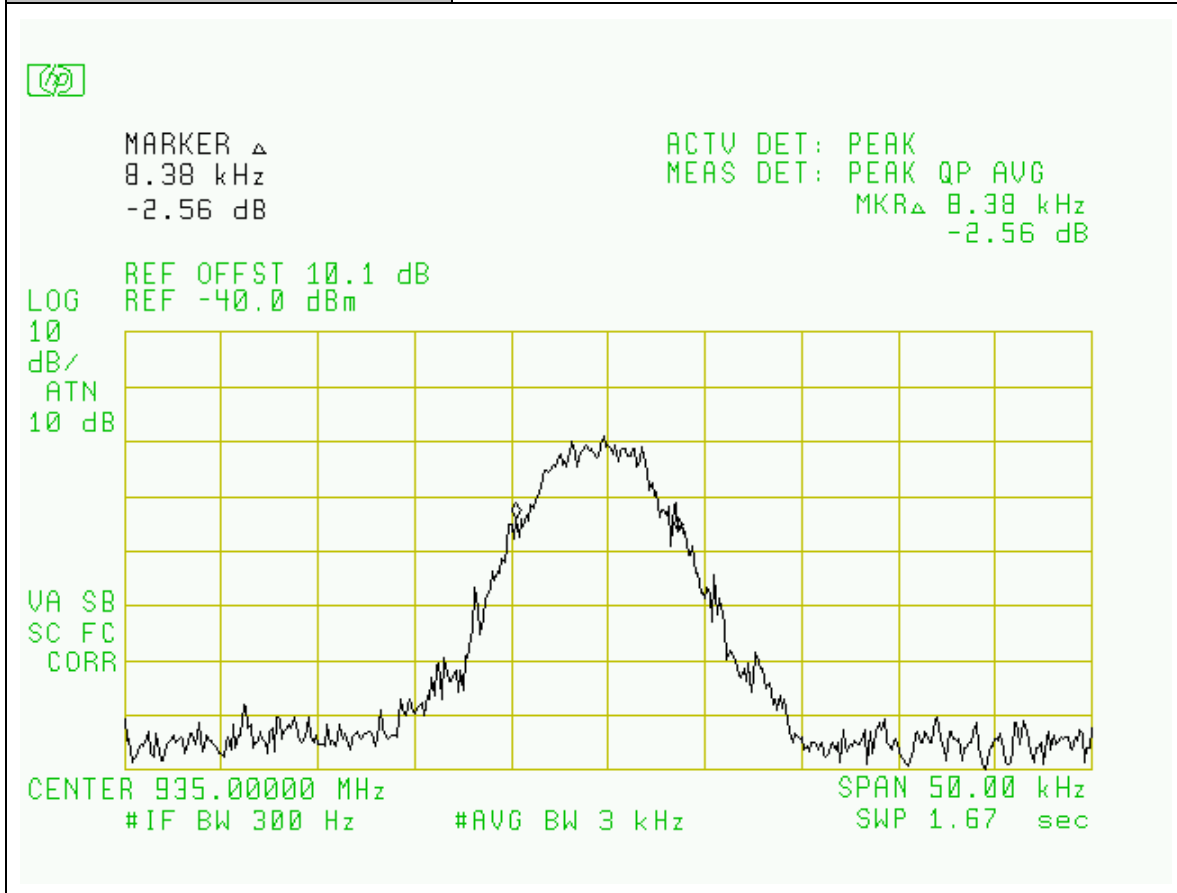
Project Number:	0048-060206-01
EUT:	Shyam Dual Band Home Booster DBHB-20-S8-S9
SN:	DBHBIDEN001
Tested By:	Wei Li
Temperature:	70°F
Humidity:	30%

Section:	Occupied Bandwidth: BAND II Bands
Plot Name:	Downlink, Low-Channel, APCO25 Modulation
Configuration:	SG Input: -60dBm, Output Port: EUT MIBILE



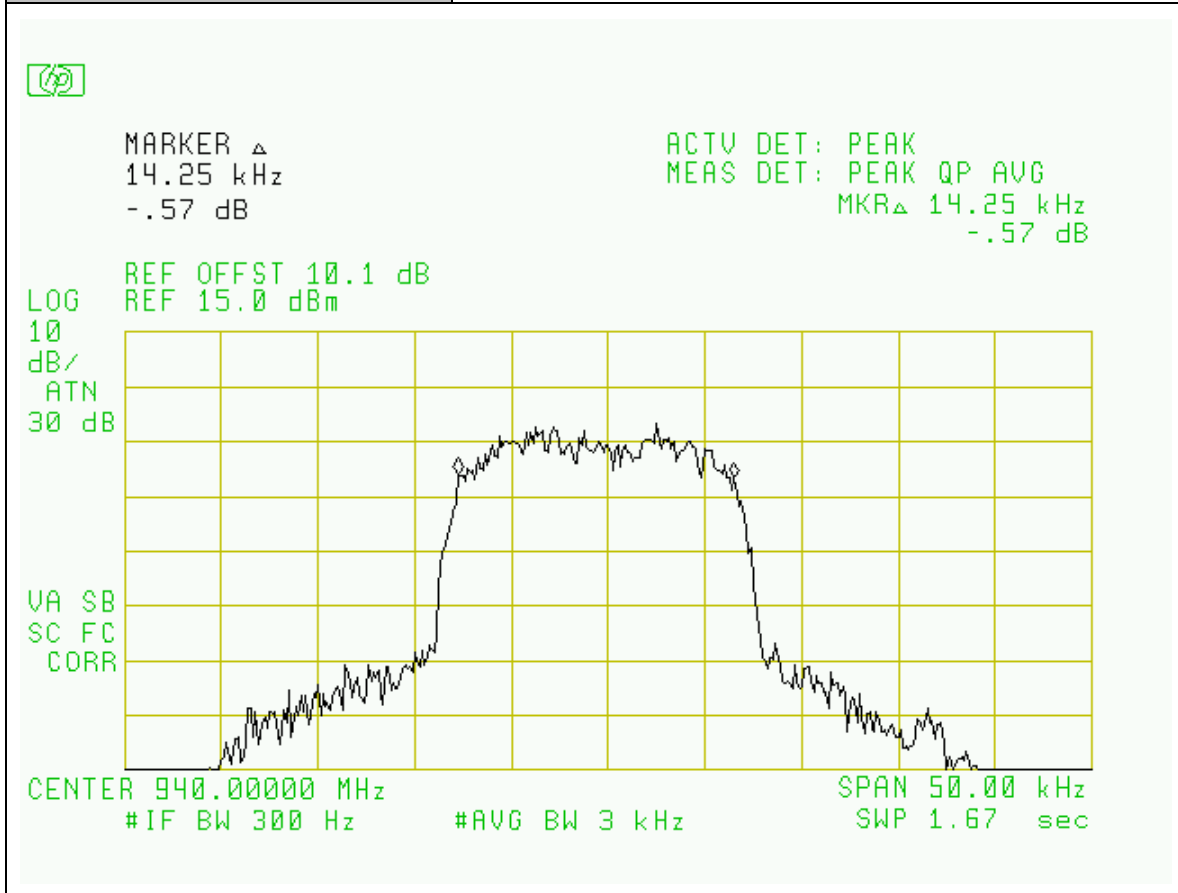
Project Number:	0048-060206-01
EUT:	Shyam Dual Band Home Booster DBHB-20-S8-S9
SN:	DBHBIDEN001
Tested By:	Wei Li
Temperature:	70°F
Humidity:	30%

Section:	Occupied Bandwidth: BAND II Bands
Plot Name:	Downlink, Low-Channel, APCO25 Modulation
Configuration:	SG Input: -60dBm, Output Port: SG



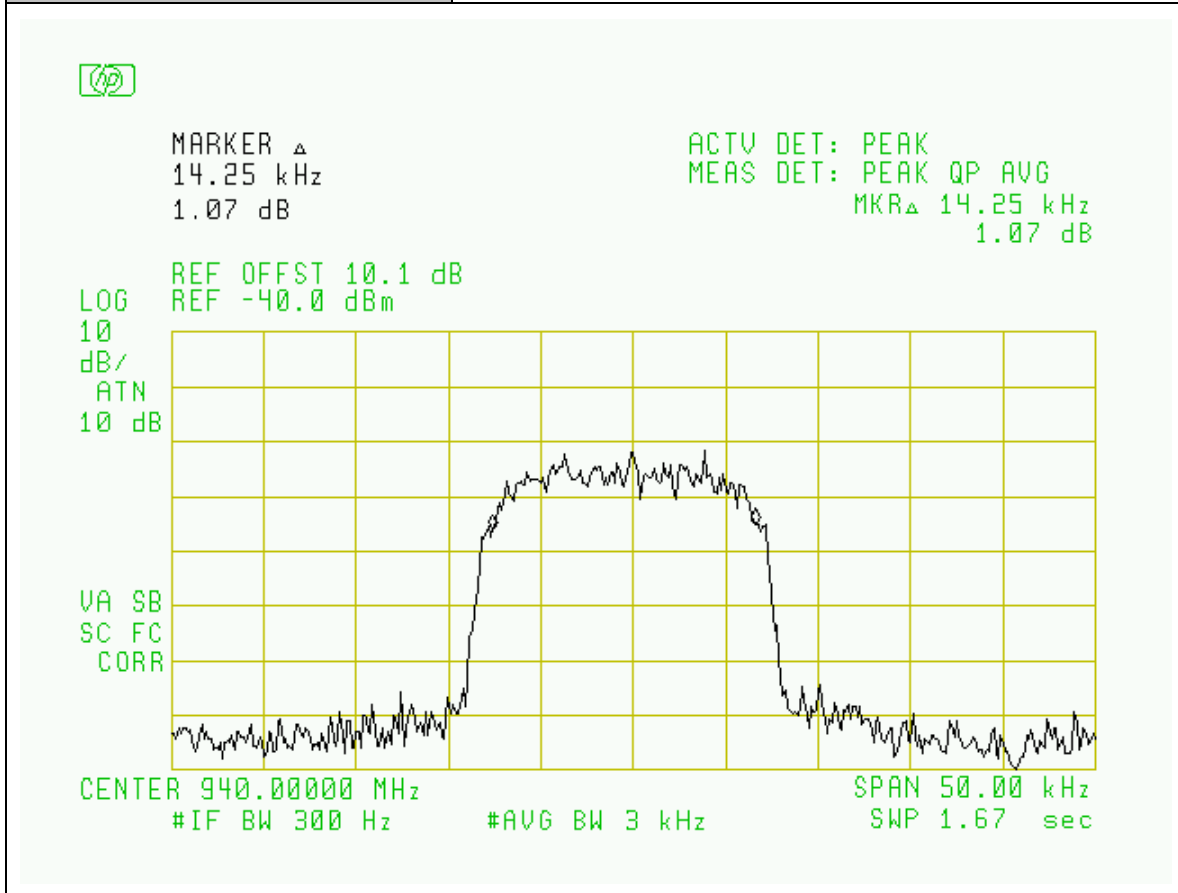
Project Number:	0048-060206-01
EUT:	Shyam Dual Band Home Booster DBHB-20-S8-S9
SN:	DBHBIDEN001
Tested By:	Wei Li
Temperature:	70°F
Humidity:	30%

Section:	Occupied Bandwidth: BAND II Bands
Plot Name:	Downlink, Hi-Channel, IDEN Modulation
Configuration:	SG Input: -60dBm, Output Port: EUT MOBILE



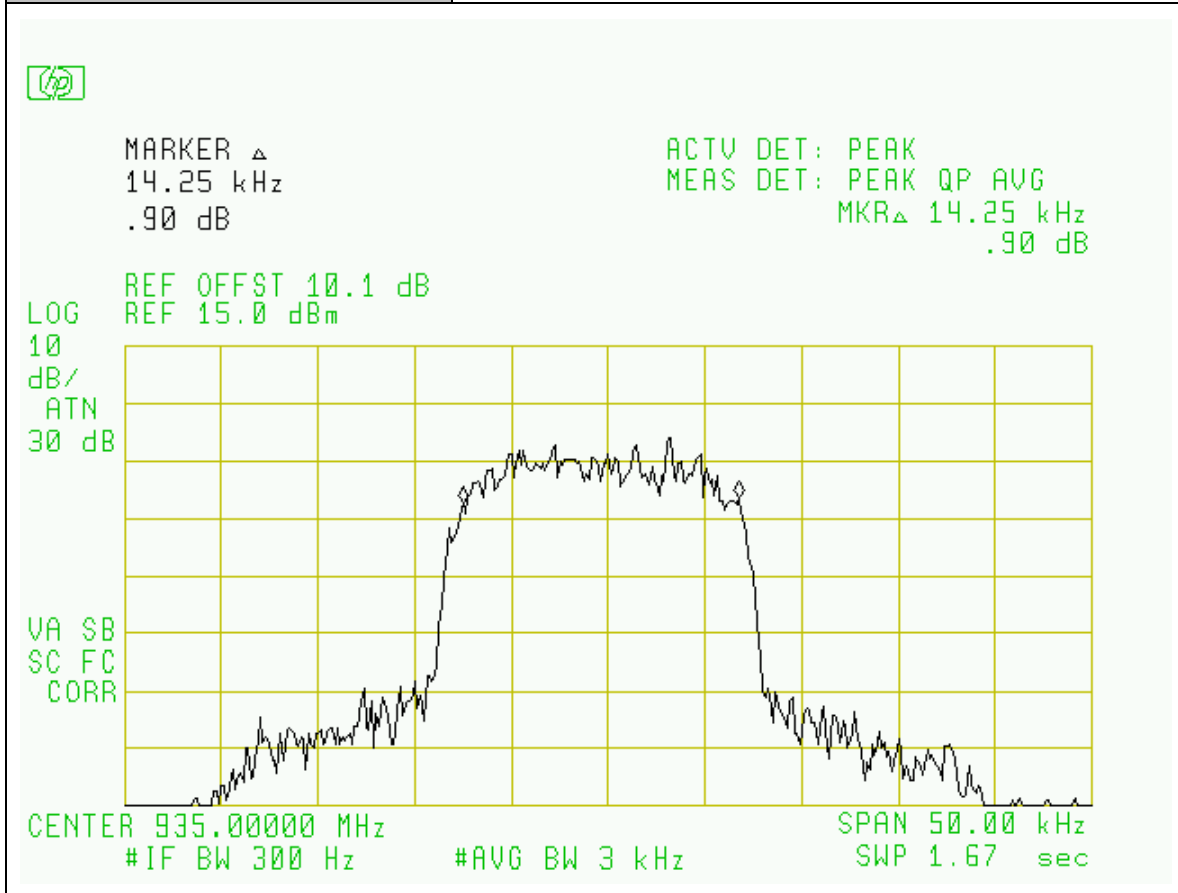
Project Number:	0048-060206-01
EUT:	Shyam Dual Band Home Booster DBHB-20-S8-S9
SN:	DBHBIDEN001
Tested By:	Wei Li
Temperature:	70°F
Humidity:	30%

Section:	Occupied Bandwidth: BAND II Bands
Plot Name:	Downlink, Hi-Channel, IDEN Modulation
Configuration:	SG Input: -60dBm, Output Port: SG



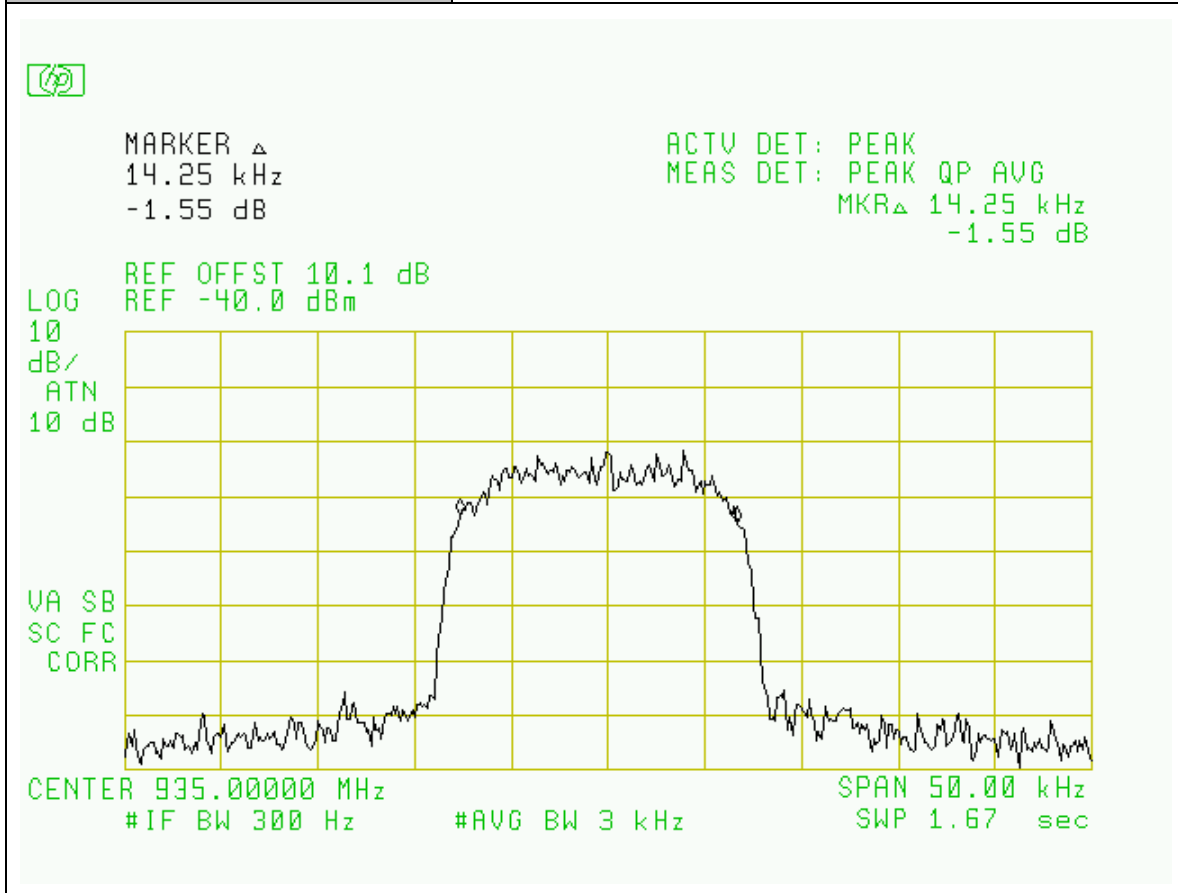
Project Number:	0048-060206-01
EUT:	Shyam Dual Band Home Booster DBHB-20-S8-S9
SN:	DBHBIDEN001
Tested By:	Wei Li
Temperature:	70°F
Humidity:	30%

Section:	Occupied Bandwidth: BAND II Bands
Plot Name:	Downlink, Low-Channel, IDEN Modulation
Configuration:	SG Input: -25dBm, Output Port: EUT MOBILE



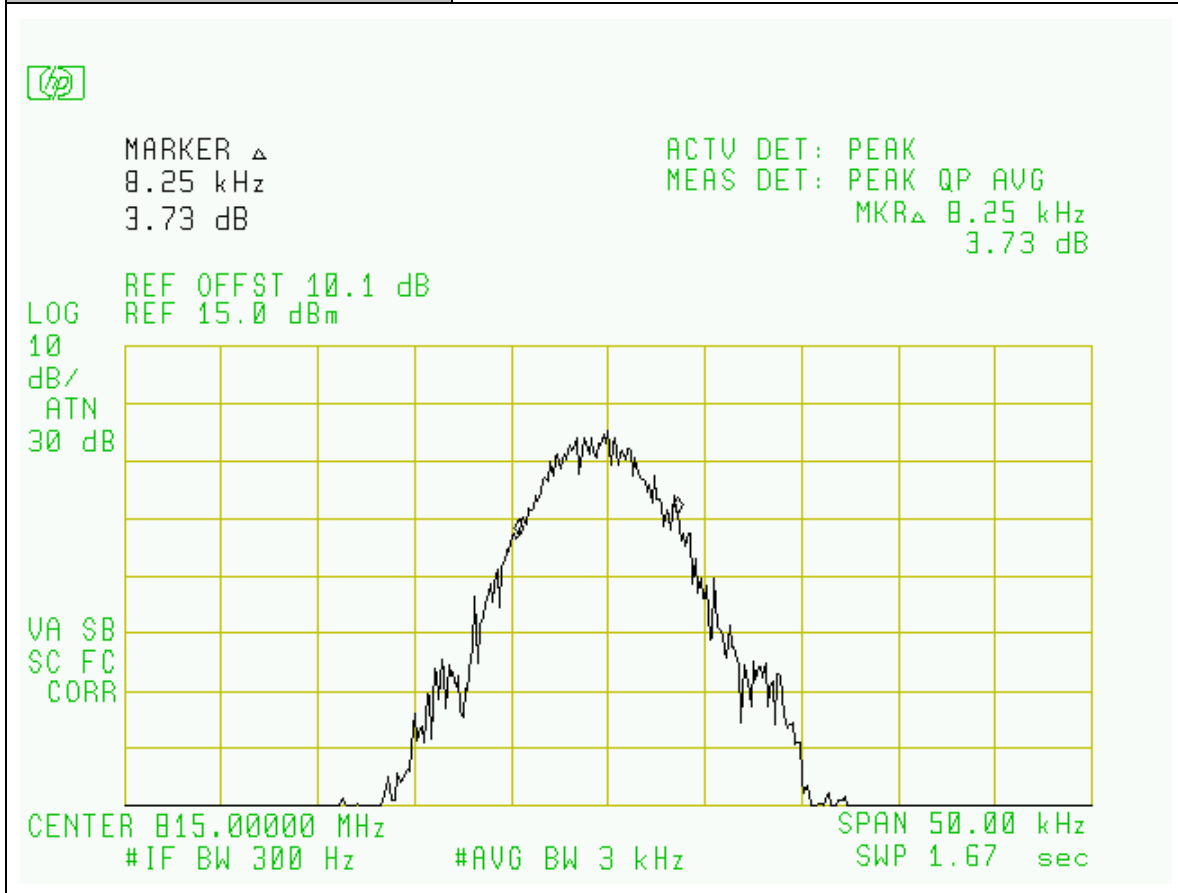
Project Number:	0048-060206-01
EUT:	Shyam Dual Band Home Booster DBHB-20-S8-S9
SN:	DBHBIDEN001
Tested By:	Wei Li
Temperature:	70°F
Humidity:	30%

Section:	Occupied Bandwidth: BAND II Bands
Plot Name:	Downlink, Low-Channel, IDEN Modulation
Configuration:	SG Input: -60dBm, Output Port: SG



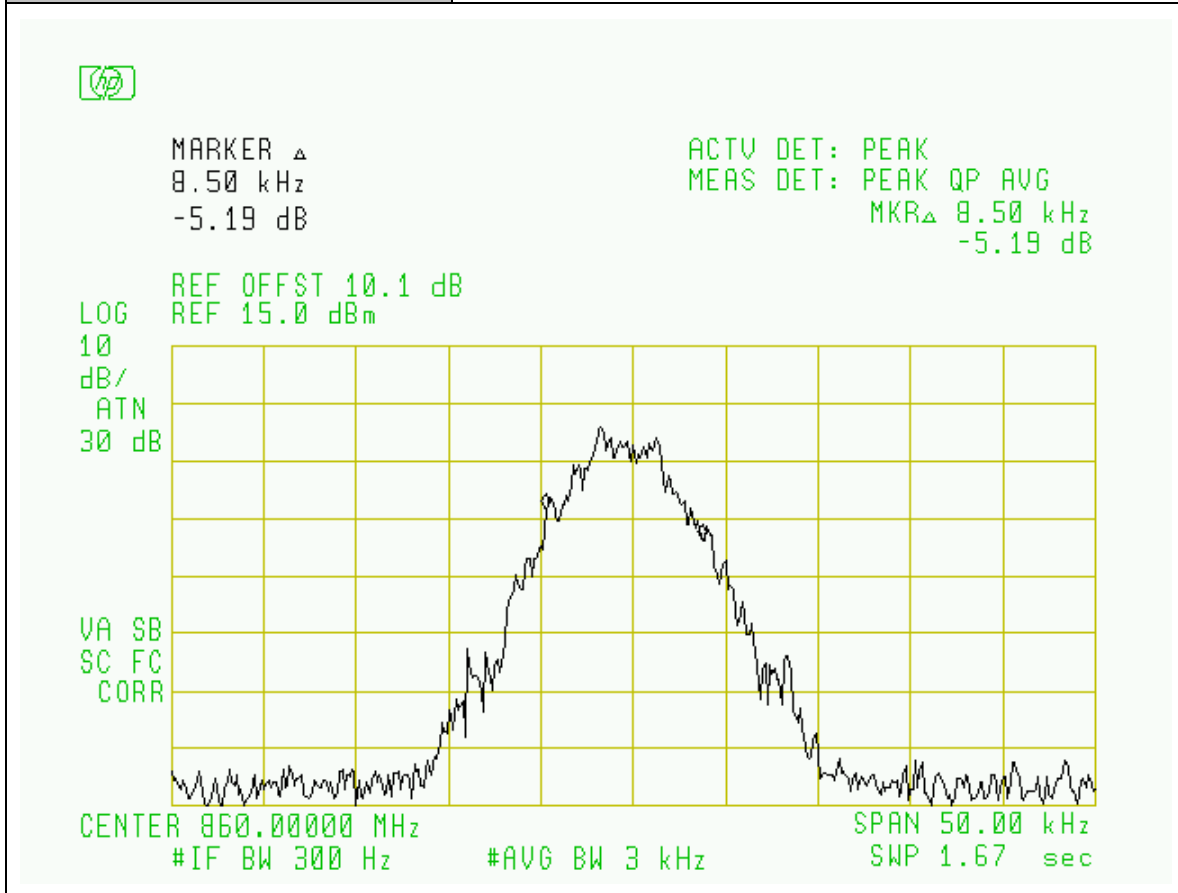
Project Number:	0048-060206-01
EUT:	Shyam Dual Band Home Booster DBHB-20-S8-S9
SN:	DBHBIDEN001
Tested By:	Wei Li
Temperature:	70°F
Humidity:	30%

Section:	Occupied Bandwidth: BAND I Bands
Plot Name:	Uplink, Mid-Channel, APCO25 Modulation
Configuration:	SG Input Port#2: -60dBm, Output: EUT BTS



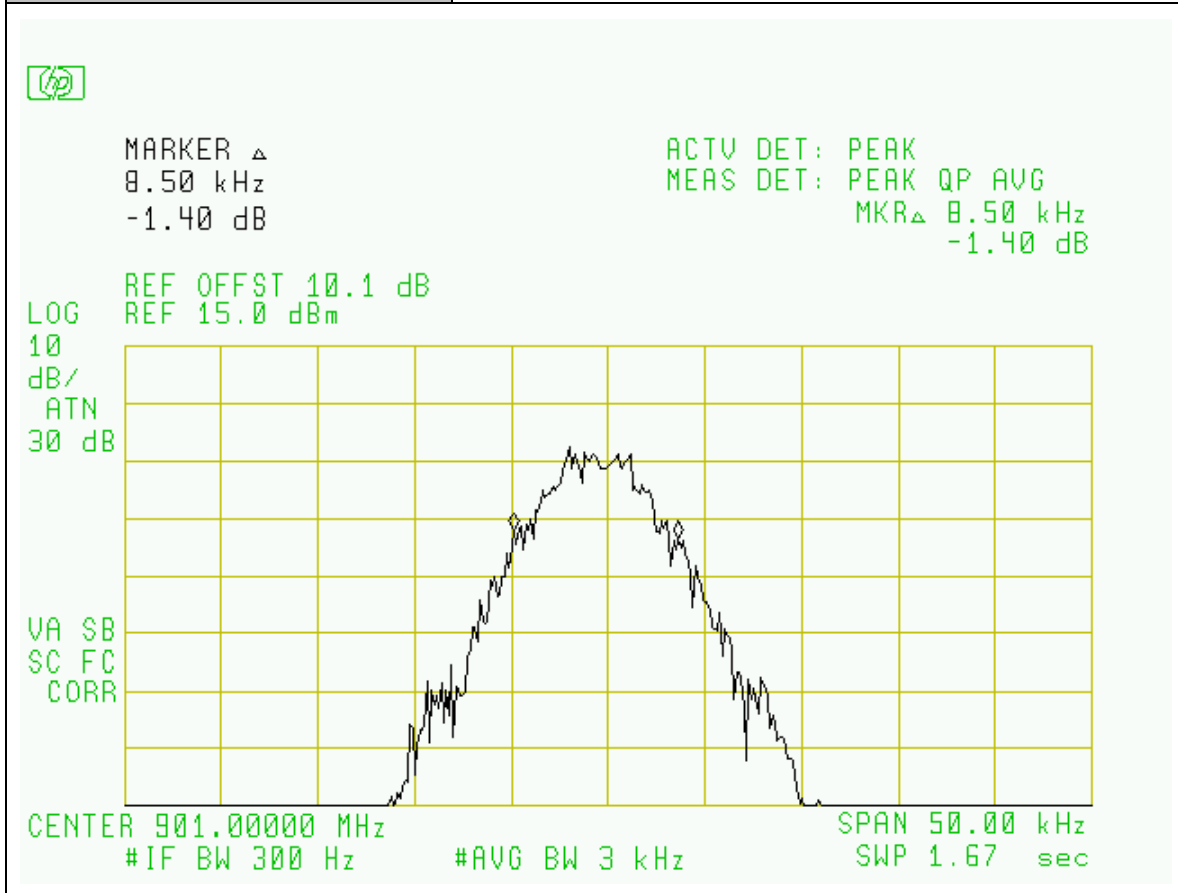
Project Number:	0048-060206-01
EUT:	Shyam Dual Band Home Booster DBHB-20-S8-S9
SN:	DBHBIDEN001
Tested By:	Wei Li
Temperature:	70°F
Humidity:	30%

Section:	Occupied Bandwidth: BAND I Bands
Plot Name:	Downlink, Mid-Channel, APCO25 Modulation
Configuration:	SG Input: -60dBm, Output Port#2: EUT MOBILE



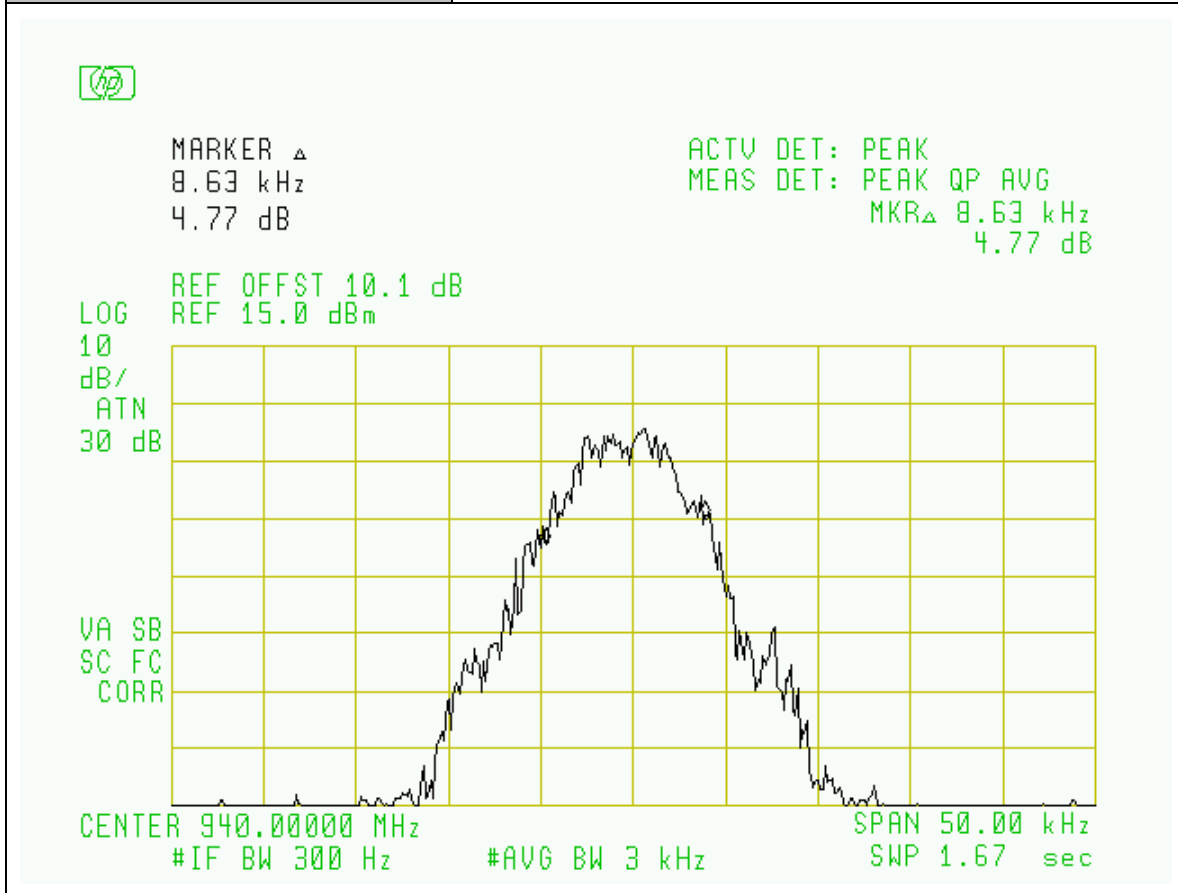
Project Number:	0048-060206-01
EUT:	Shyam Dual Band Home Booster DBHB-20-S8-S9
SN:	DBHBIDEN001
Tested By:	Wei Li
Temperature:	70°F
Humidity:	30%

Section:	Occupied Bandwidth: BAND II Bands
Plot Name:	UPLink, Hi-Channel, APCO25 Modulation
Configuration:	SG Input Port#2: -60dBm, Output: EUT BTS



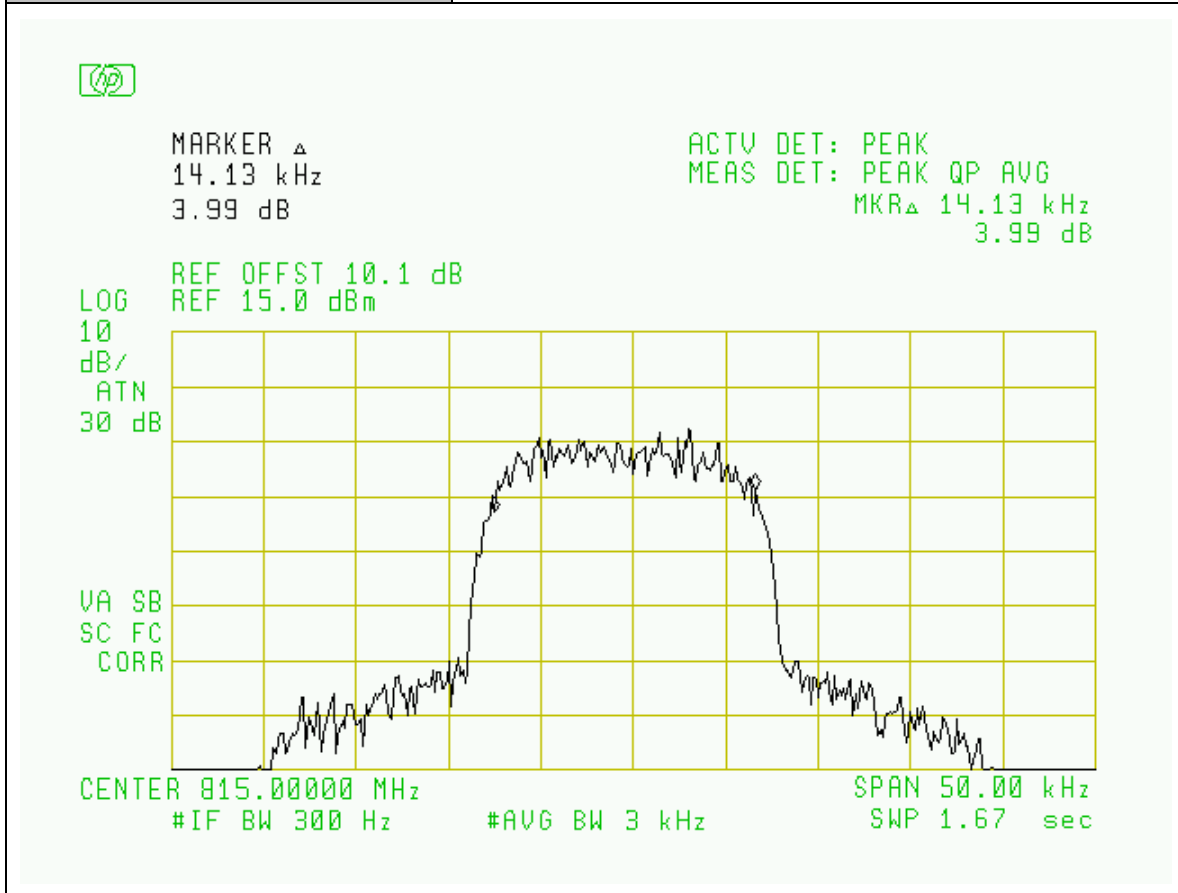
Project Number:	0048-060206-01
EUT:	Shyam Dual Band Home Booster DBHB-20-S8-S9
SN:	DBHBIDEN001
Tested By:	Wei Li
Temperature:	70°F
Humidity:	30%

Section:	Occupied Bandwidth: BAND II Bands
Plot Name:	Downlink, Hi-Channel, APCO25 Modulation
Configuration:	SG Input: -60dBm, Output Port#2: EUT MOBILE



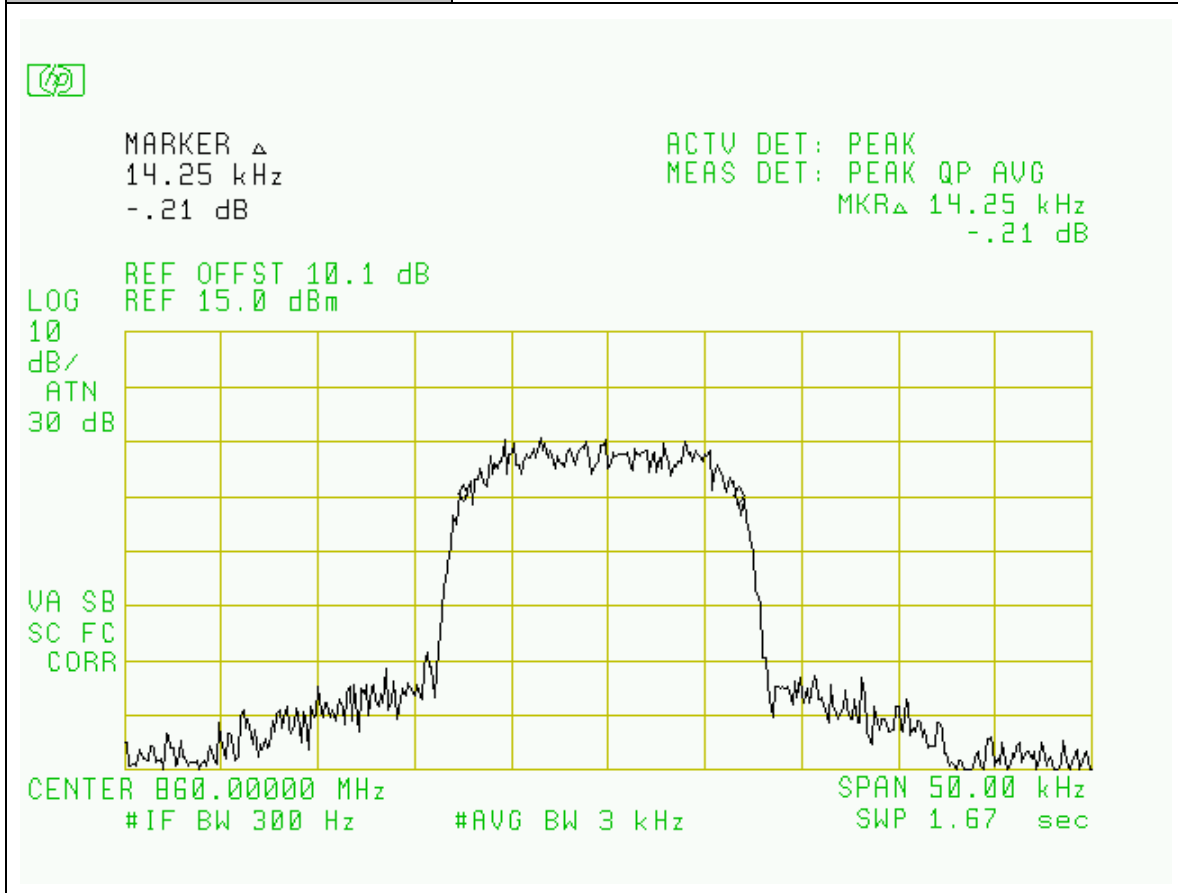
Project Number:	0048-060206-01
EUT:	Shyam Dual Band Home Booster DBHB-20-S8-S9
SN:	DBHBIDEN001
Tested By:	Wei Li
Temperature:	70°F
Humidity:	30%

Section:	Occupied Bandwidth: BAND I Bands
Plot Name:	Uplink, Mid-Channel, iDEN Modulation
Configuration:	SG Input Port#2: -60dBm, Output: EUT BTS



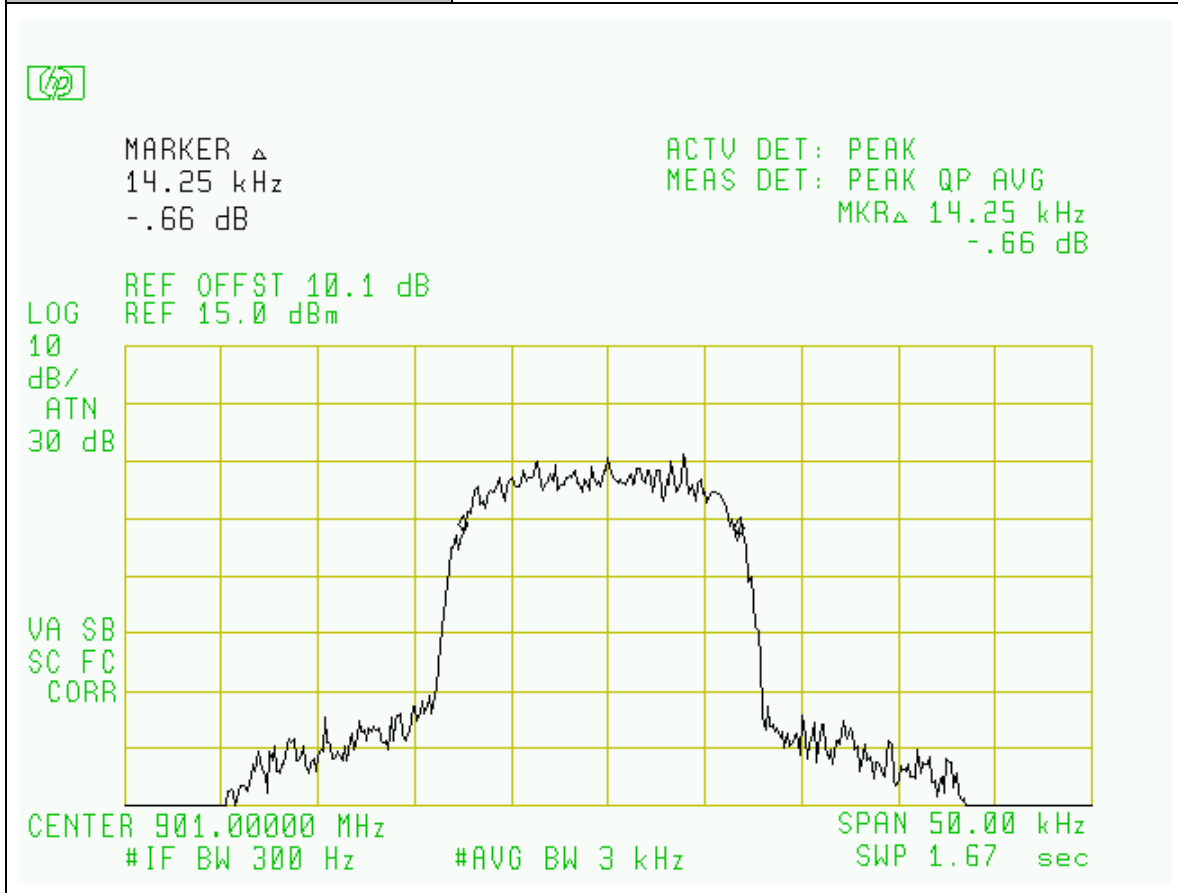
Project Number:	0048-060206-01
EUT:	Shyam Dual Band Home Booster DBHB-20-S8-S9
SN:	DBHBIDEN001
Tested By:	Wei Li
Temperature:	70° F
Humidity:	30%

Section:	Occupied Bandwidth: BAND I Bands
Plot Name:	Downlink, Mid-Channel, iDEN Modulation
Configuration:	SG Input: -60dBm, Output Port#2: EUT MOBILE



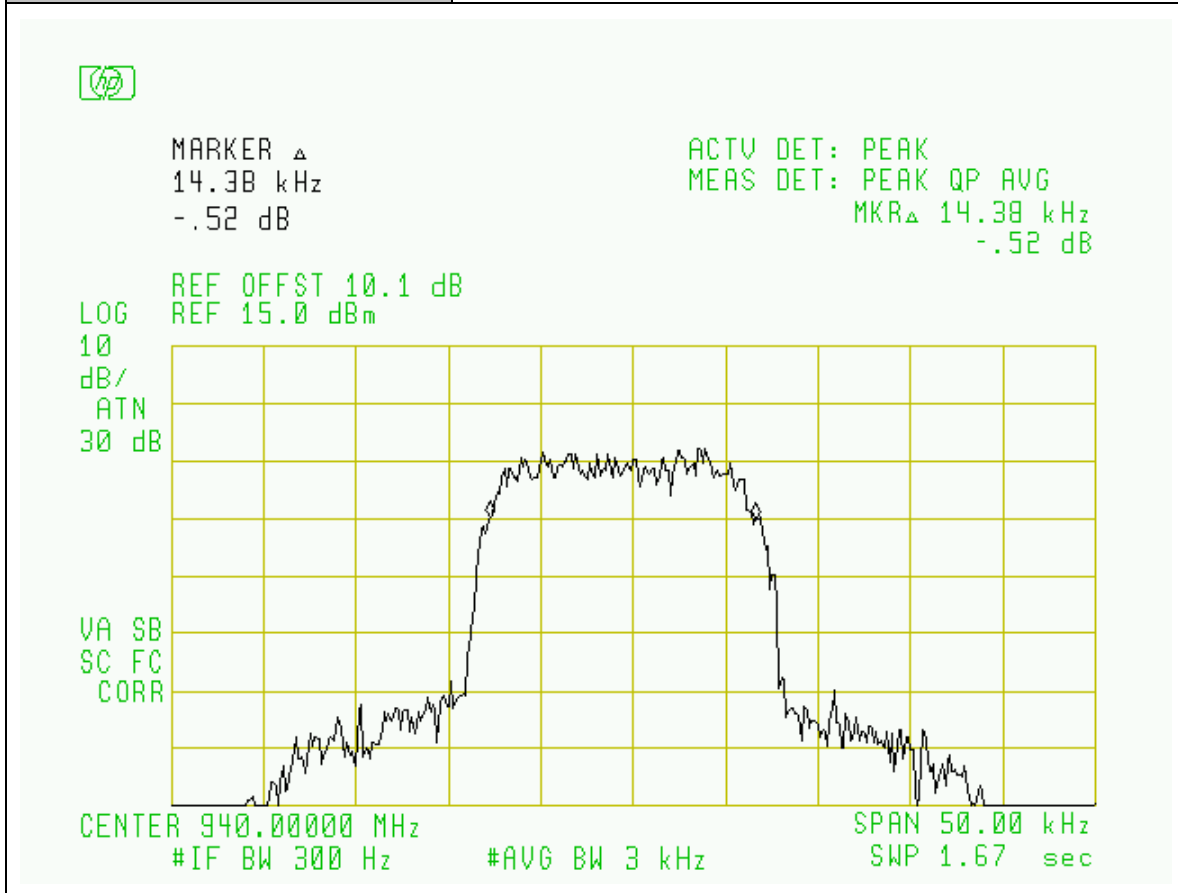
Project Number:	0048-060206-01
EUT:	Shyam Dual Band Home Booster DBHB-20-S8-S9
SN:	DBHBIDEN001
Tested By:	Wei Li
Temperature:	70°F
Humidity:	30%

Section:	Occupied Bandwidth: BAND II Bands
Plot Name:	Uplink, Hi-Channel, iDEN Modulation
Configuration:	SG Input Port#2: -60dBm, Output: EUT BTS



Project Number:	0048-060206-01
EUT:	Shyam Dual Band Home Booster DBHB-20-S8-S9
SN:	DBHBIDEN001
Tested By:	Wei Li
Temperature:	70°F
Humidity:	30%

Section:	Occupied Bandwidth: BAND I Bands
Plot Name:	Downlink, Hi-Channel, iDEN Modulation
Configuration:	SG Input: -60dBm, Output Port#2: EUT MOBILE



Section 5. Spurious Emissions at Antenna Terminals

Name of Test:	<i>Spurious Emissions at Antenna Terminals</i>	Test Standard:	<i>2.1051</i>
Tested By:	WEI LI EDWARD LEE	Test Date:	02/06/2006-03/03/2006

Minimum Standard: -20dBm

Method of Measurement: Spectrum Analyzer Settings:
 RBW: 100 kHz&1MHz. As required for digital modulations.
 VBW:>=RBW
 Start Frequency: 0 MHz or lowest EUT clock frequency.
 Stop Frequency: 13 GHz
 Sweep: Auto

For Inter-modulation measurement: Two RF signals set as inputs. The frequencies of both RF signals shall be within the repeater's operating band. The spacing between both RF signals shall be the minimum possible spacing applied in a network. The level of both RF input signals shall be increased, until the maximum rated output power per channel, as declared by the manufacturer, is reached.

Frequencies: $f1=F_{(Low\ CH/Mid\ CH/High\ CH)}$, $f2=f1\pm\Delta$
 Min. spacing $\Delta=2.5MHz$ for APCO25 and 600KHz for IDEN&EDGE (including iDEN&APCO25)
 Each RF Input Level:
 about -3dB comparing to the max. input level of single RF Input test

Test Result:

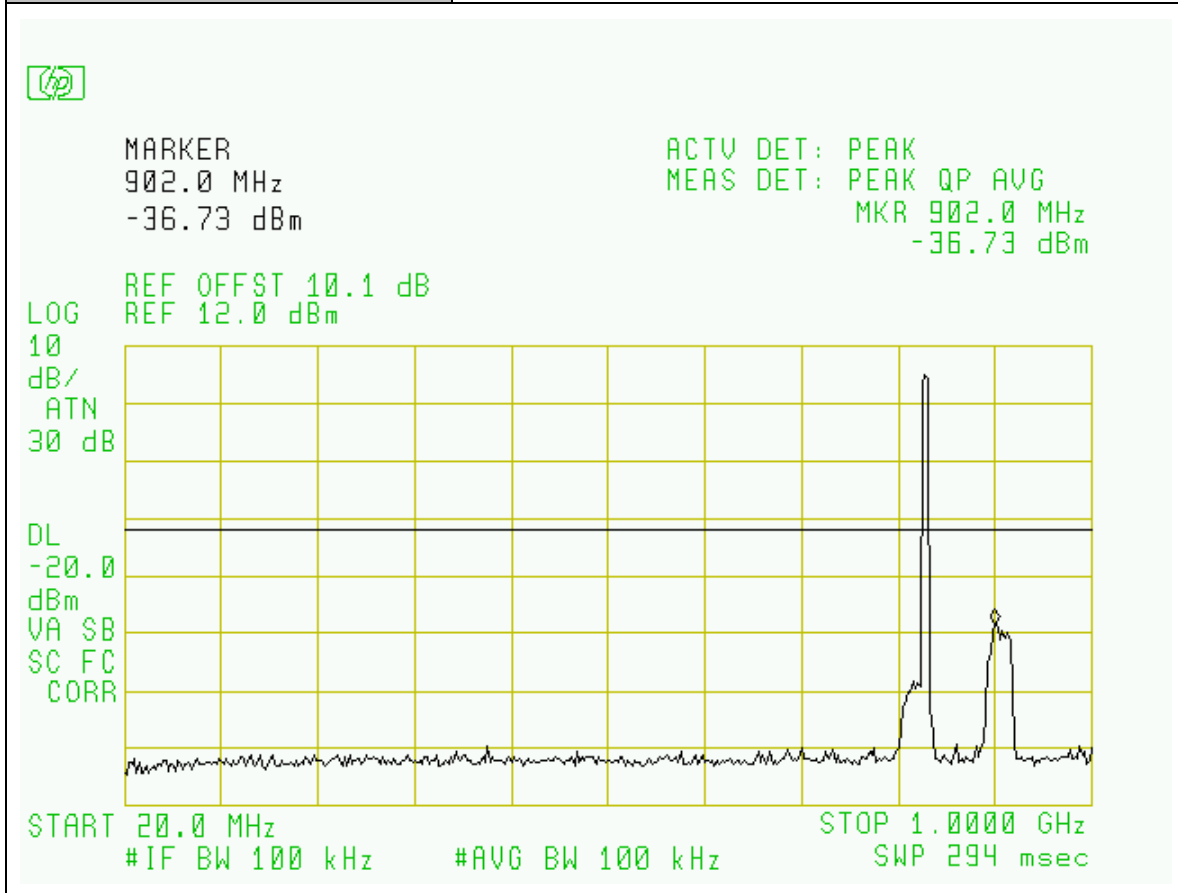
Complies

Test Data:

Attached Plots

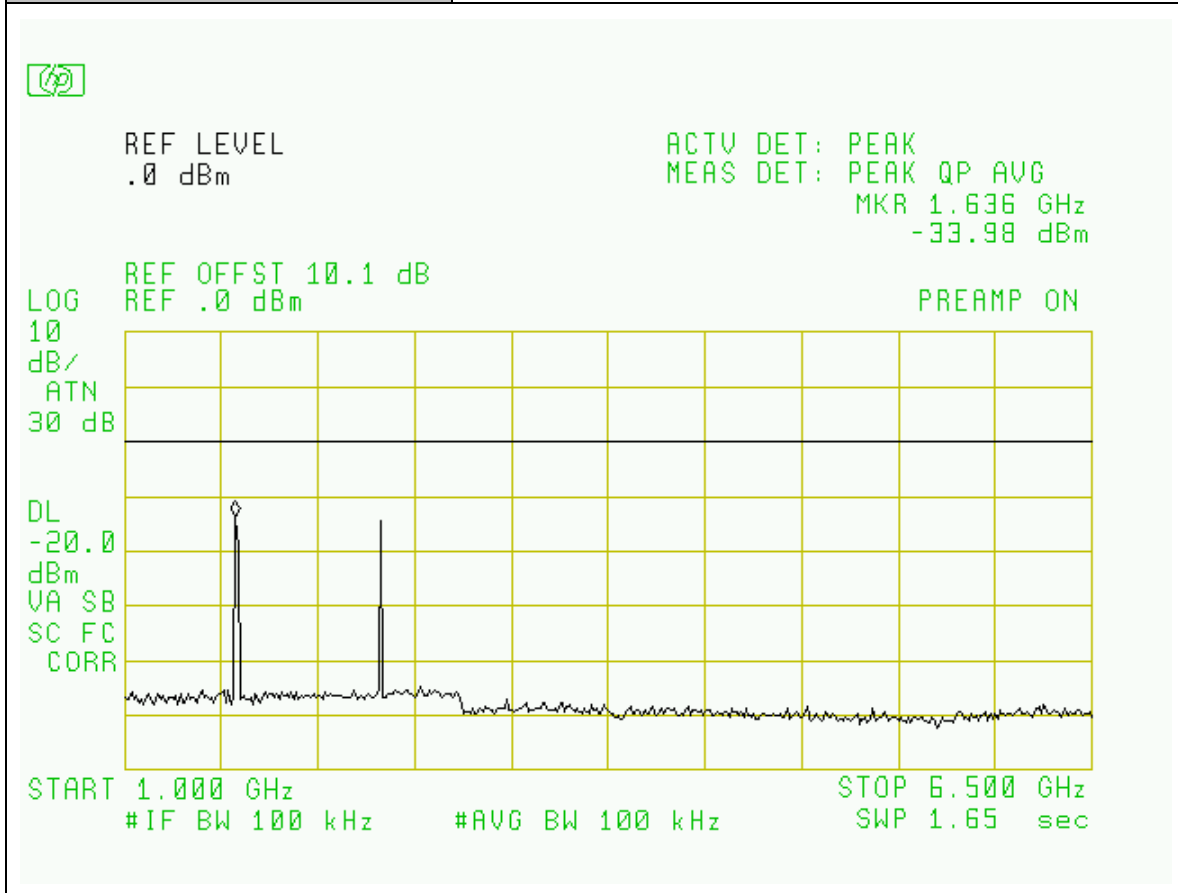
Project Number:	0048-060206-01
EUT:	Shyam Dual Band Home Booster DBHB-20-S8-S9
SN:	DBHBIDEN001
Tested By:	Wei Li
Temperature:	70°F
Humidity:	30%

Section:	Spurious Emissions at Antenna Terminals: Band I Bands / APCO25 Modulation
Plot Name:	Uplink, Hi-Channel
Configuration:	SG Input: -50dBm, Output Port: EUT BTS



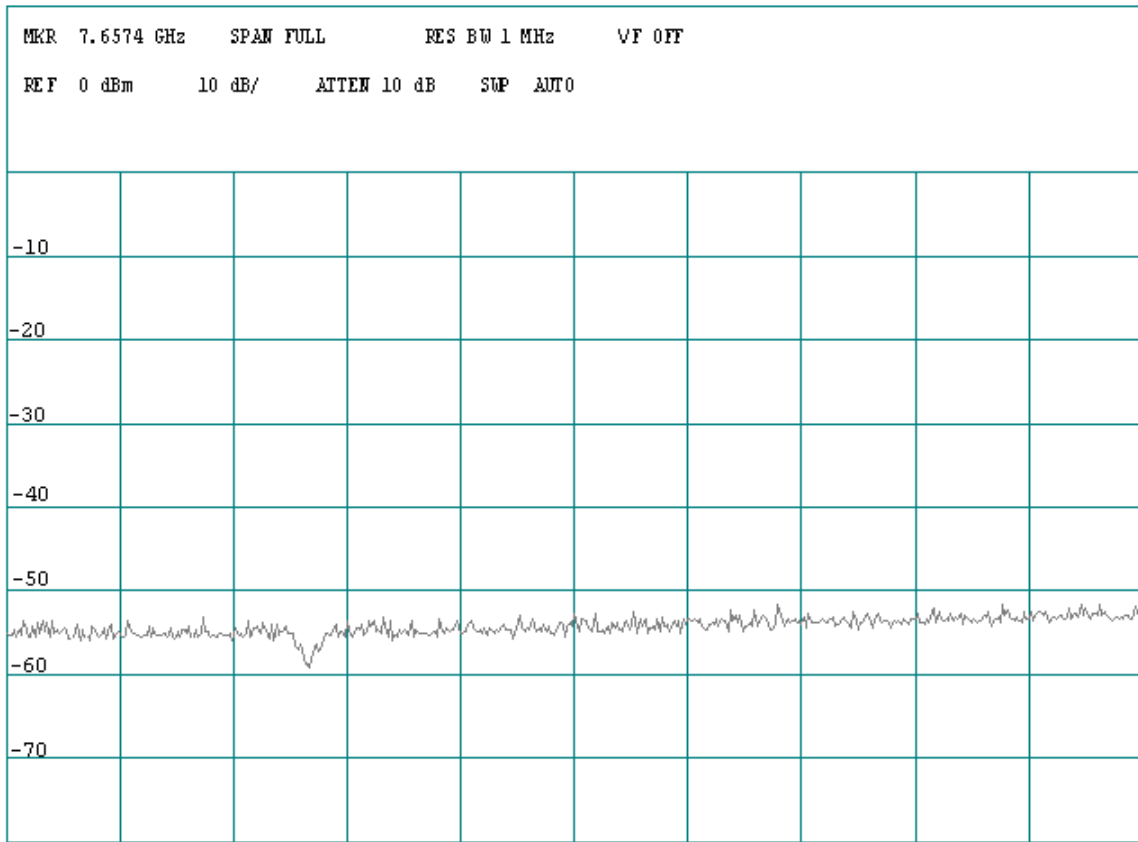
Project Number:	0048-060206-01
EUT:	Shyam Dual Band Home Booster DBHB-20-S8-S9
SN:	DBHBIDEN001
Tested By:	Wei Li
Temperature:	70°F
Humidity:	30%

Section:	Spurious Emissions at Antenna Terminals: Band I Bands / APCO25 Modulation
Plot Name:	Uplink, Hi-Channel
Configuration:	SG Input: -50dBm, Output Port: EUT BTS



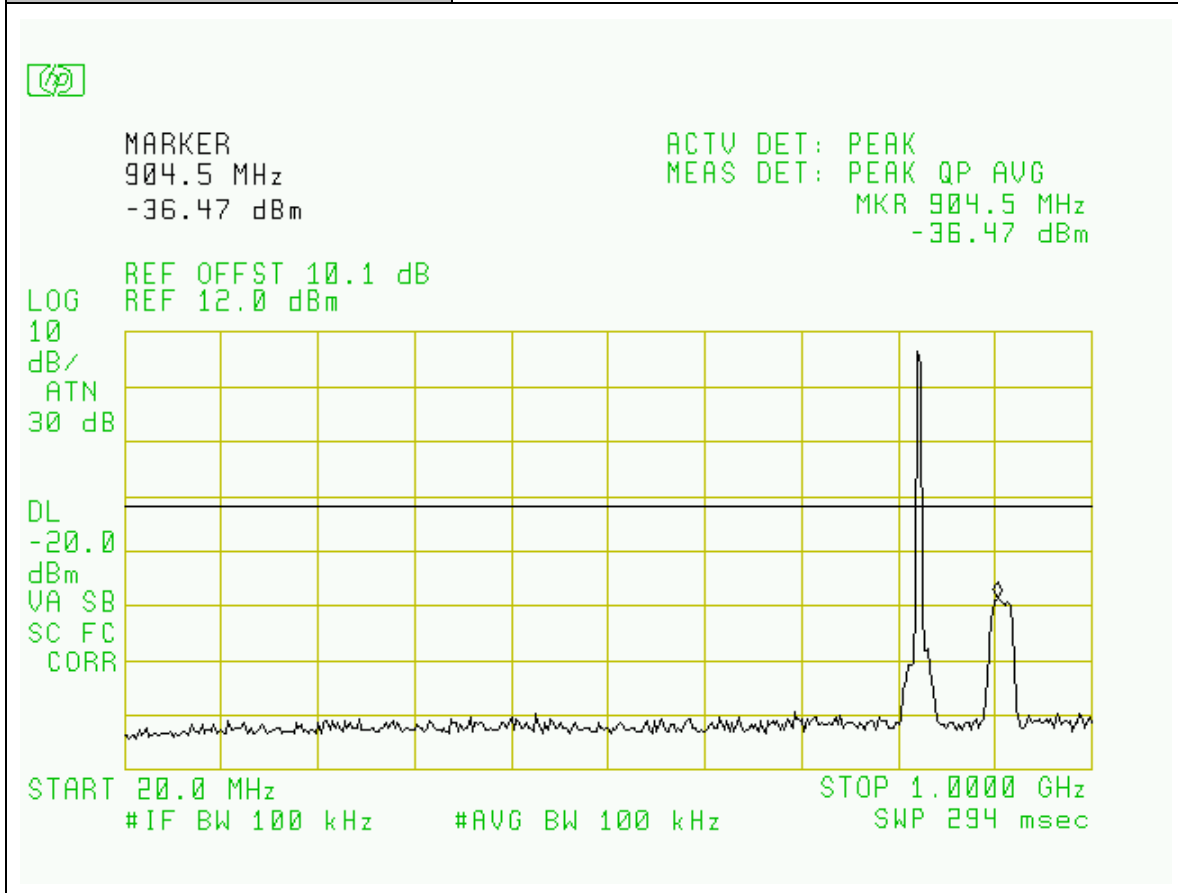
Project Number:	0048-060206-01
EUT:	Shyam Dual Band Home Booster DBHB-20-S8-S9
SN:	DBHBIDEN001
Tested By:	Wei Li
Temperature:	70° F
Humidity:	30%

Section:	Spurious Emissions at Antenna Terminals: Band I Bands / APCO25 Modulation
Plot Name:	Uplink, Hi-Channel
Configuration:	SG Input: -50dBm, Output Port: EUT BTS



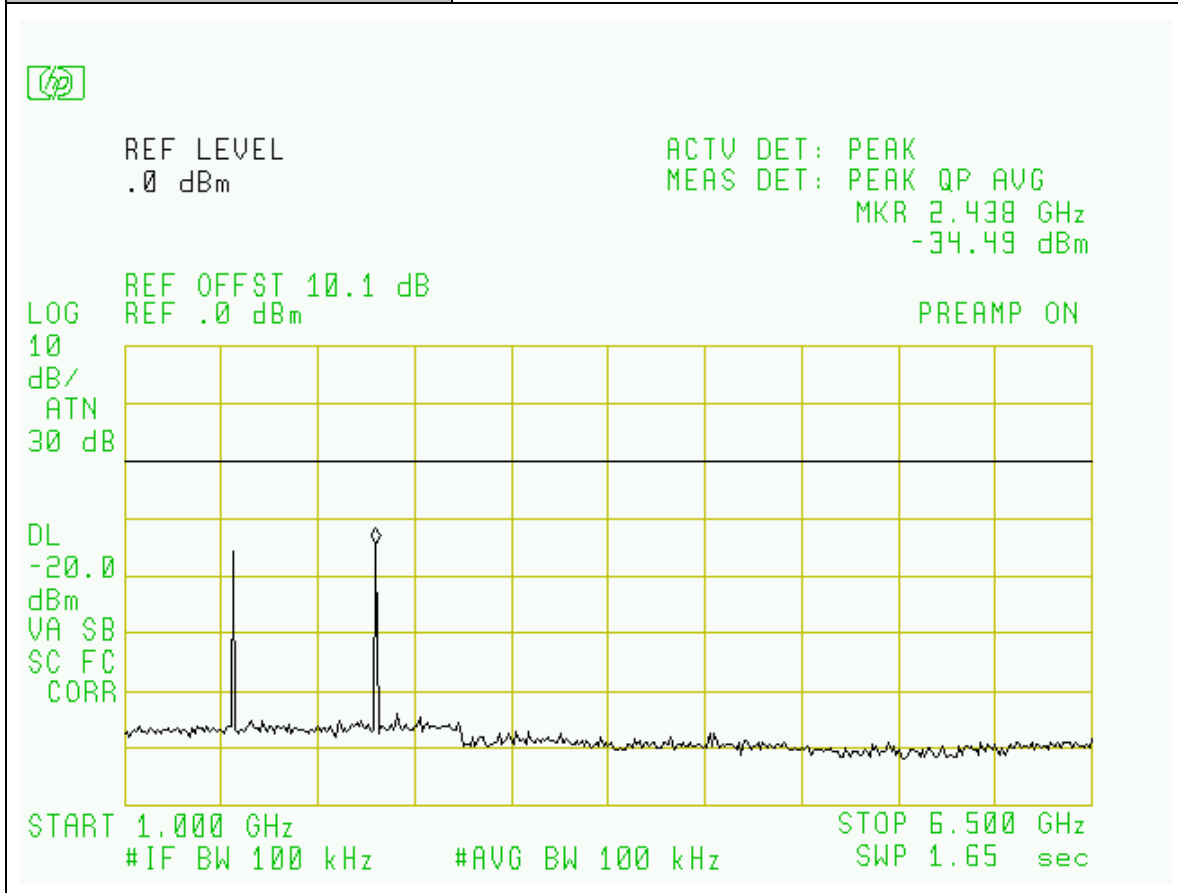
Project Number:	0048-060206-01
EUT:	Shyam Dual Band Home Booster DBHB-20-S8-S9
SN:	DBHBIDEN001
Tested By:	Wei Li
Temperature:	70°F
Humidity:	30%

Section:	Spurious Emissions at Antenna Terminals: Band I Bands / APCO25 Modulation
Plot Name:	Uplink, Mid-Channel
Configuration:	SG Input: -50dBm, Output Port: EUT BTS



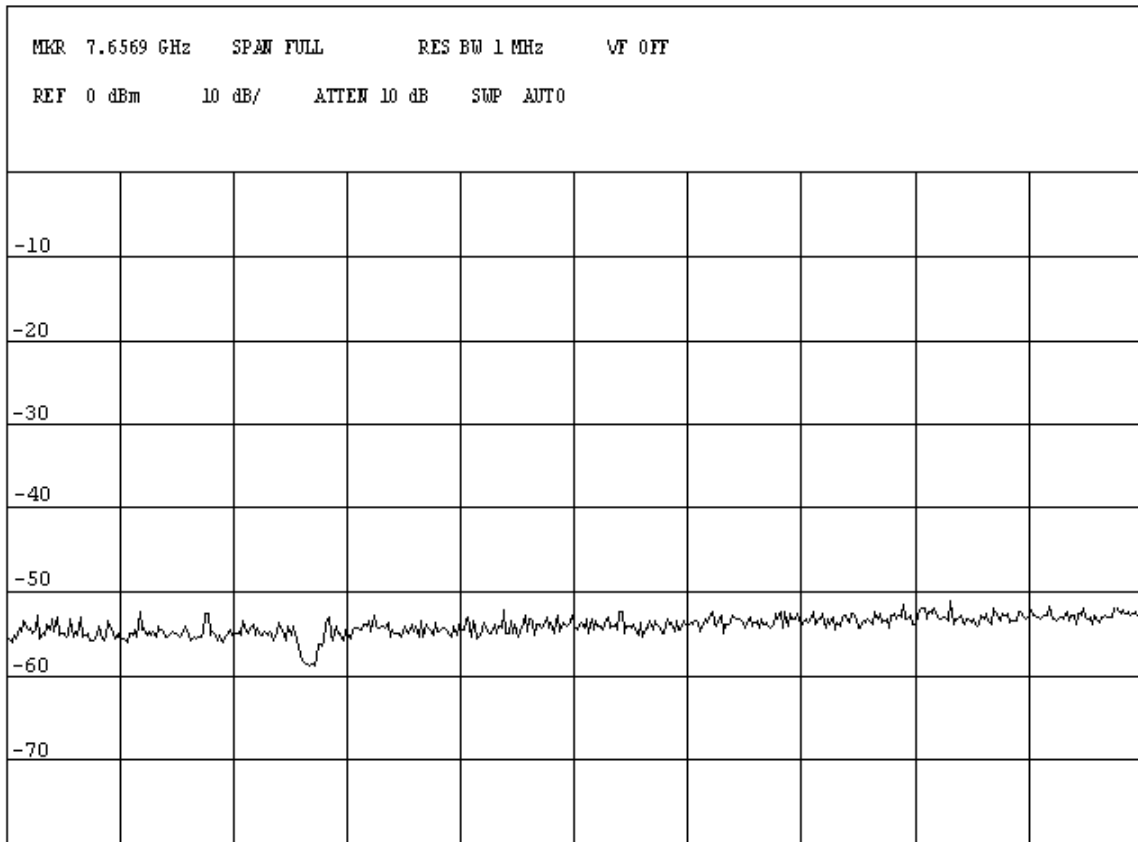
Project Number:	0048-060206-01
EUT:	Shyam Dual Band Home Booster DBHB-20-S8-S9
SN:	DBHBIDEN001
Tested By:	Wei Li
Temperature:	70°F
Humidity:	30%

Section:	Spurious Emissions at Antenna Terminals: Band I Bands / APCO25 Modulation
Plot Name:	Uplink, Mid-Channel
Configuration:	SG Input: -50dBm, Output Port: EUT BTS



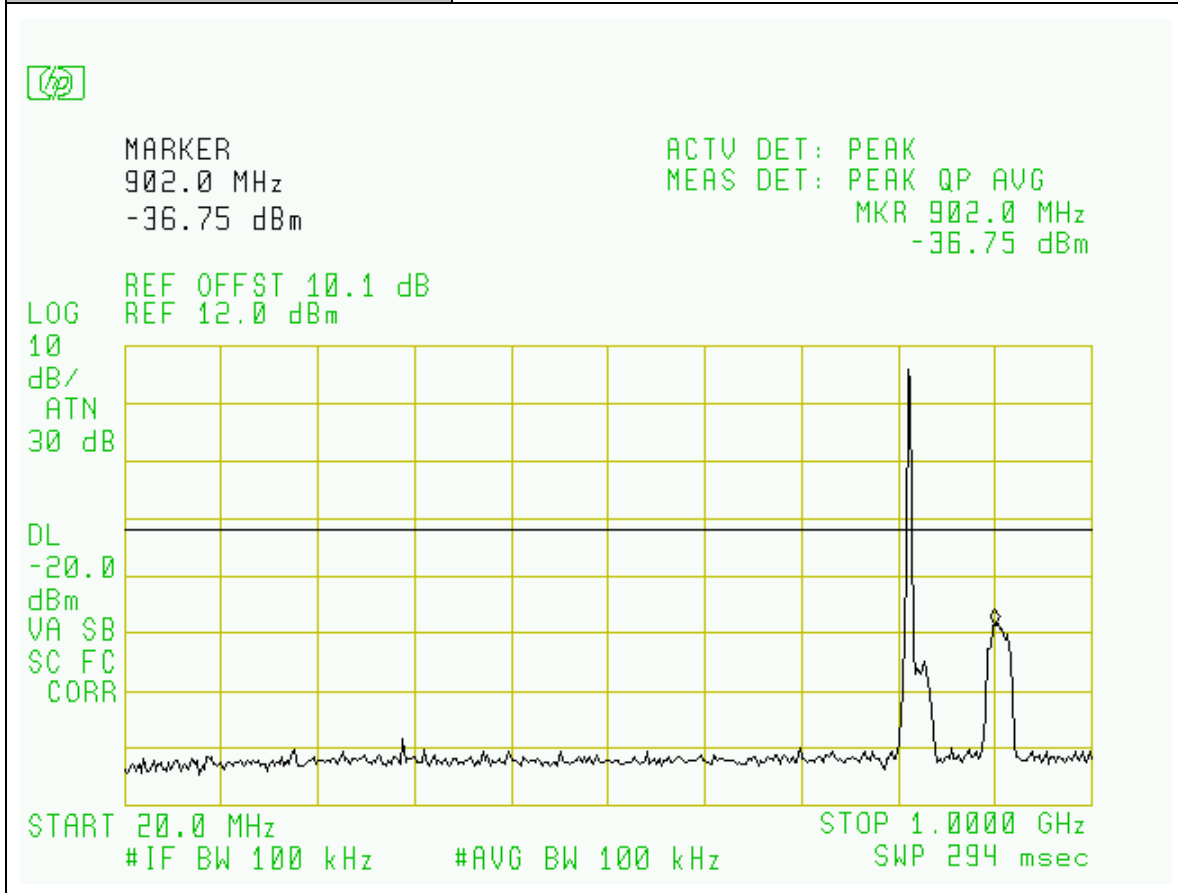
Project Number:	0048-060206-01
EUT:	Shyam Dual Band Home Booster DBHB-20-S8-S9
SN:	DBHBIDEN001
Tested By:	Wei Li
Temperature:	70° F
Humidity:	30%

Section:	Spurious Emissions at Antenna Terminals: Band I Bands / APCO25 Modulation
Plot Name:	Uplink, Mid-Channel
Configuration:	SG Input: -50dBm, Output Port: EUT BTS



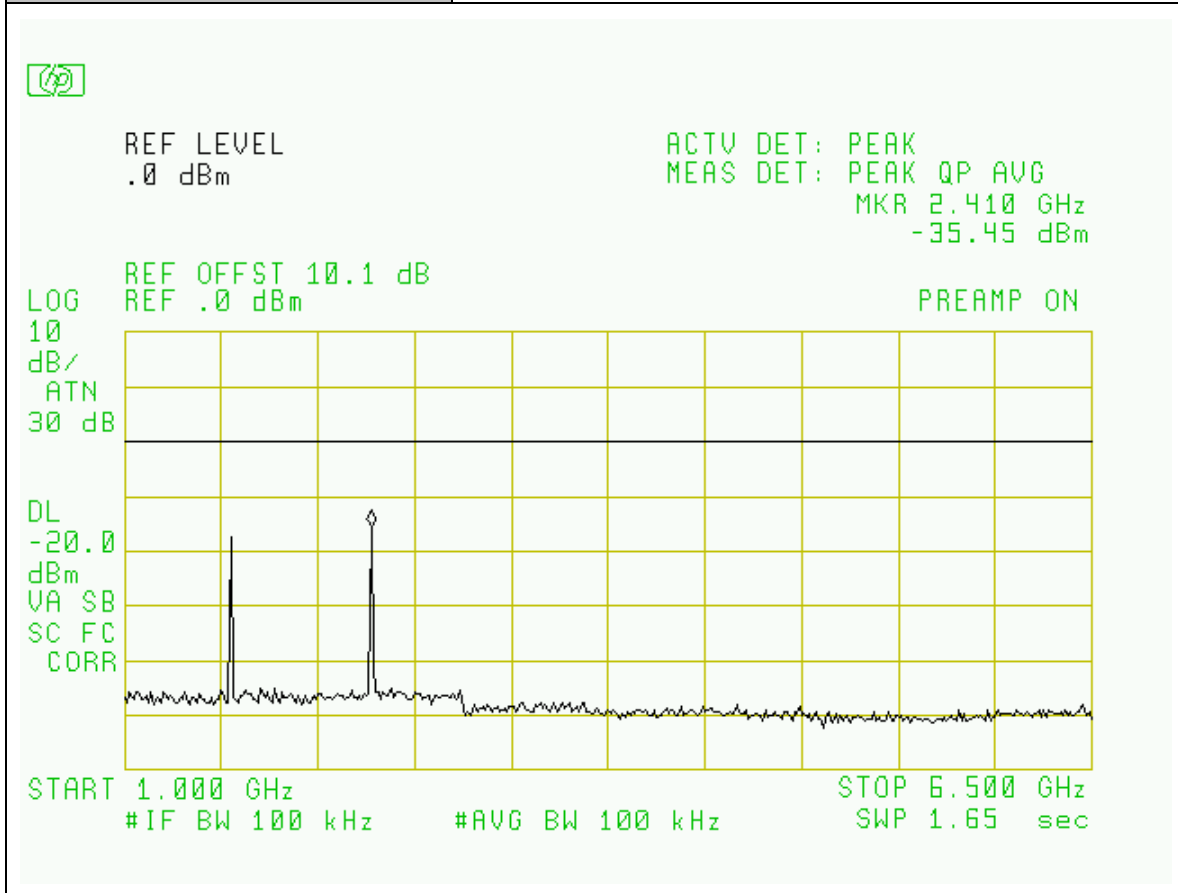
Project Number:	0048-060206-01
EUT:	Shyam Dual Band Home Booster DBHB-20-S8-S9
SN:	DBHBIDEN001
Tested By:	Wei Li
Temperature:	70°F
Humidity:	30%

Section:	Spurious Emissions at Antenna Terminals: Band I Bands / APCO25 Modulation
Plot Name:	Uplink, Low-Channel
Configuration:	SG Input: -50dBm, Output Port: EUT BTS



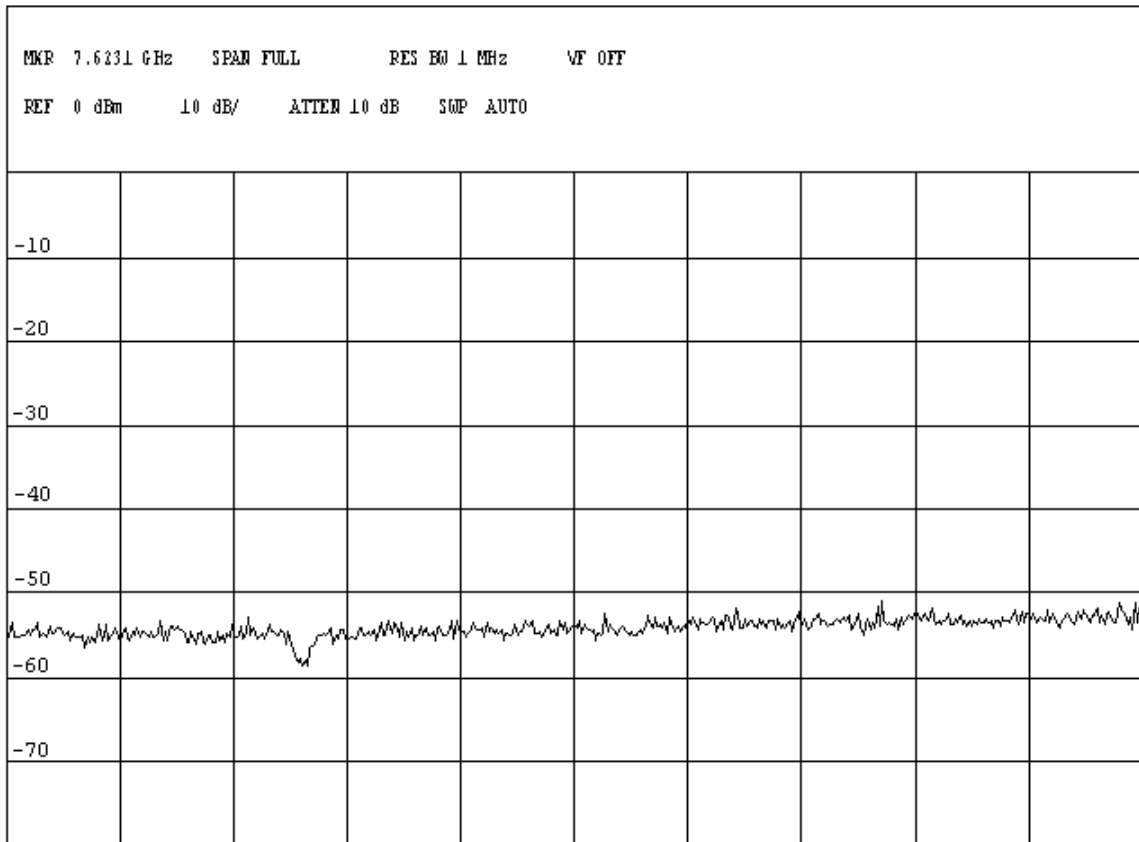
Project Number:	0048-060206-01
EUT:	Shyam Dual Band Home Booster DBHB-20-S8-S9
SN:	DBHBIDEN001
Tested By:	Wei Li
Temperature:	70°F
Humidity:	30%

Section:	Spurious Emissions at Antenna Terminals: Band I Bands / APCO25 Modulation
Plot Name:	Uplink, Low-Channel
Configuration:	SG Input: -50dBm, Output Port: EUT BTS



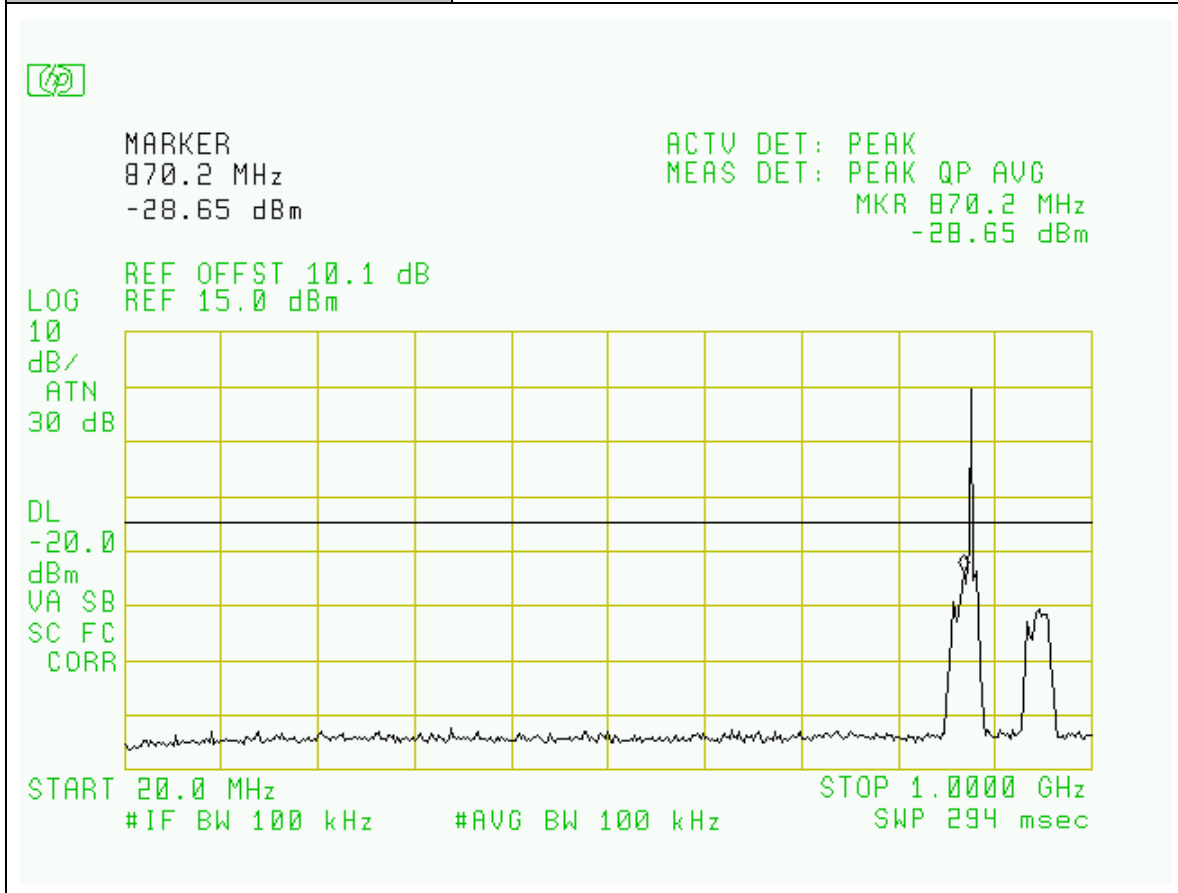
Project Number:	0048-060206-01
EUT:	Shyam Dual Band Home Booster DBHB-20-S8-S9
SN:	DBHBIDEN001
Tested By:	Wei Li
Temperature:	70° F
Humidity:	30%

Section:	Spurious Emissions at Antenna Terminals: Band I Bands / APCO25 Modulation
Plot Name:	Uplink, Low-Channel
Configuration:	SG Input: -50dBm, Output Port: EUT BTS



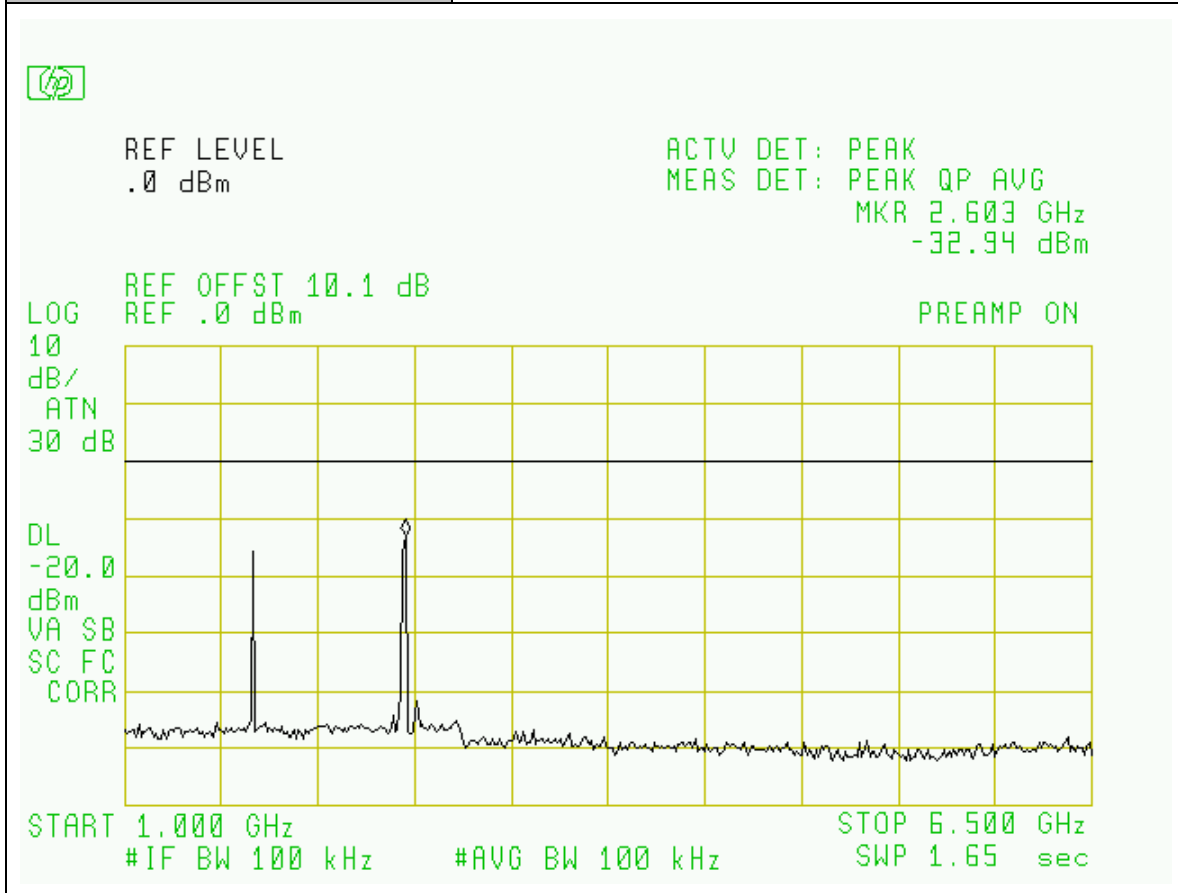
Project Number:	0048-060206-01
EUT:	Shyam Dual Band Home Booster DBHB-20-S8-S9
SN:	DBHBIDEN001
Tested By:	Wei Li
Temperature:	70°F
Humidity:	30%

Section:	Spurious Emissions at Antenna Terminals: Band I Bands / APCO25 Modulation
Plot Name:	Downlink, Hi-Channel
Configuration:	SG Input: -60dBm, Output Port: EUT MOBILE



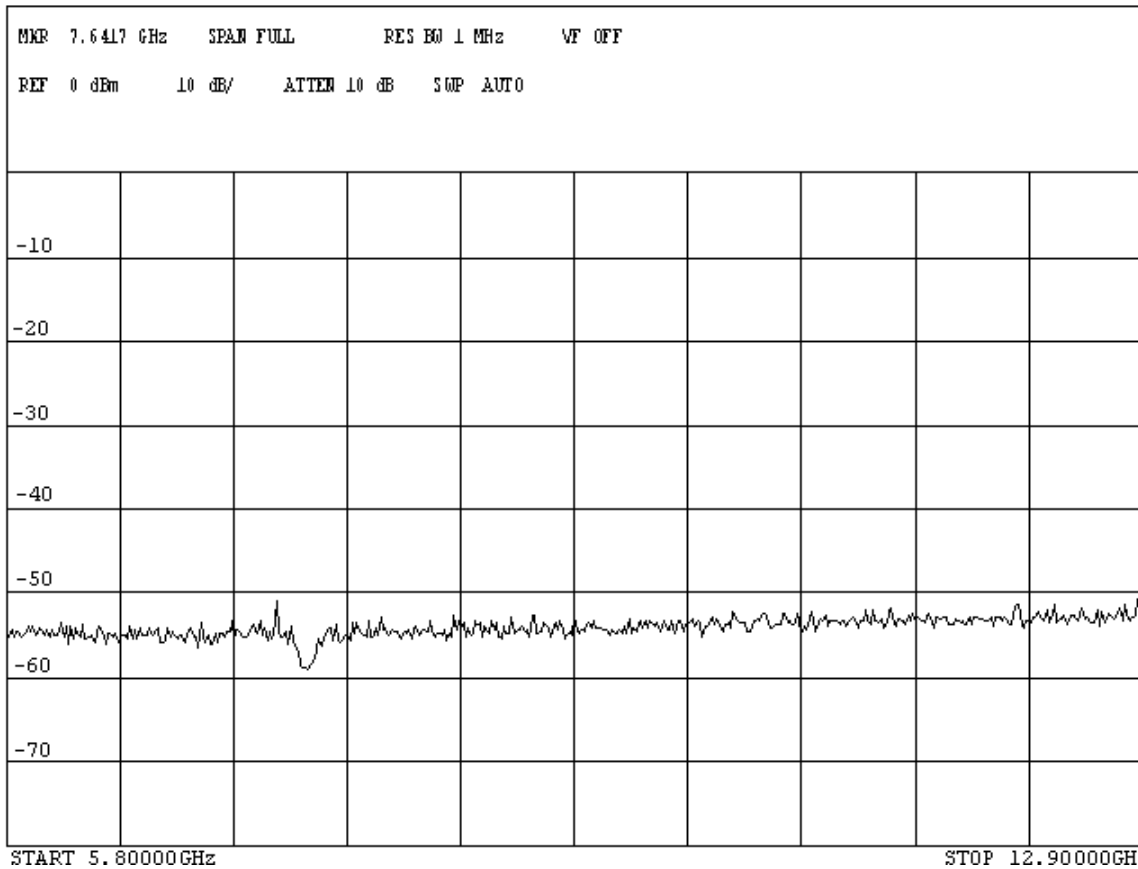
Project Number:	0048-060206-01
EUT:	Shyam Dual Band Home Booster DBHB-20-S8-S9
SN:	DBHBIDEN001
Tested By:	Wei Li
Temperature:	70°F
Humidity:	30%

Section:	Spurious Emissions at Antenna Terminals: Band I Bands / APCO25 Modulation
Plot Name:	Downlink, Hi-Channel
Configuration:	SG Input: -60dBm, Output Port: EUT MOBILE



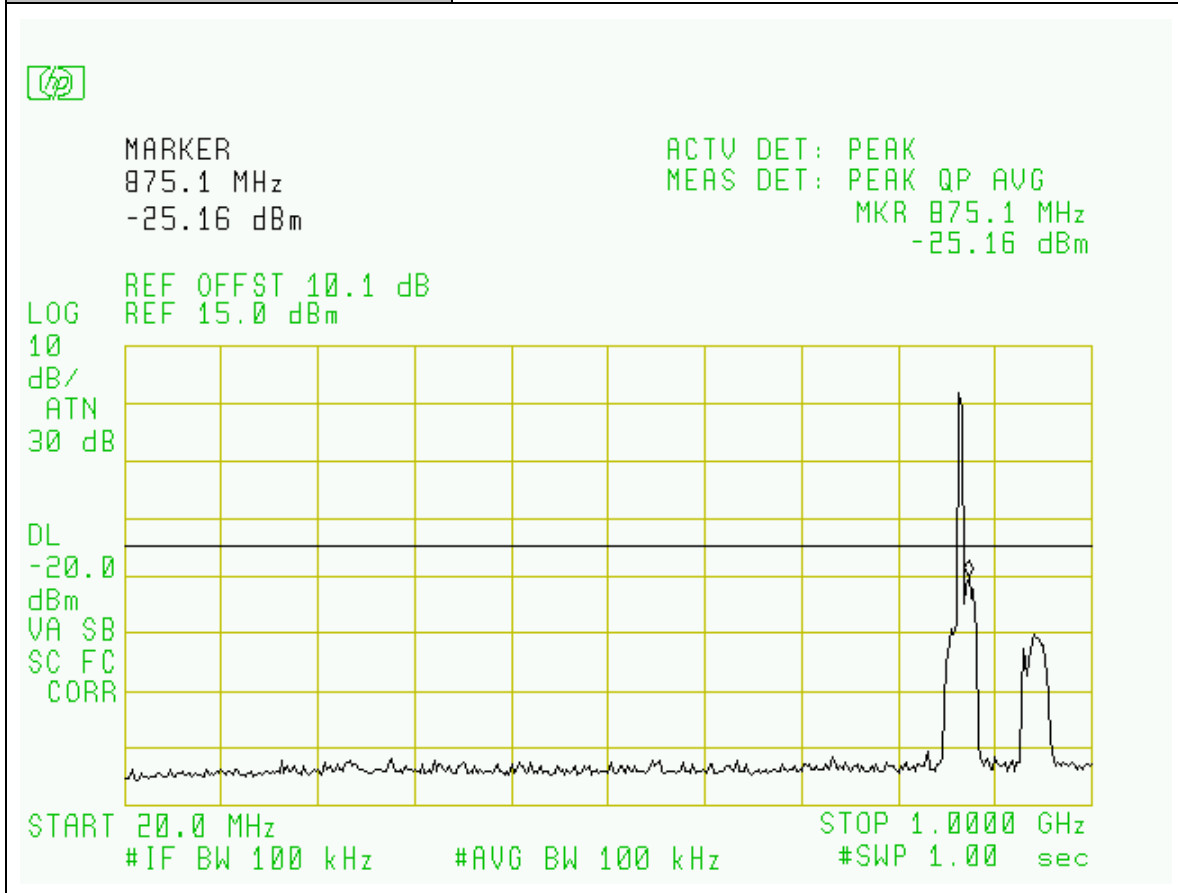
Project Number:	0048-060206-01
EUT:	Shyam Dual Band Home Booster DBHB-20-S8-S9
SN:	DBHBIDEN001
Tested By:	Wei Li
Temperature:	70° F
Humidity:	30%

Section:	Spurious Emissions at Antenna Terminals: Band I Bands / APCO25 Modulation
Plot Name:	Downlink, Hi-Channel
Configuration:	SG Input: -60dBm, Output Port: EUT MOBILE



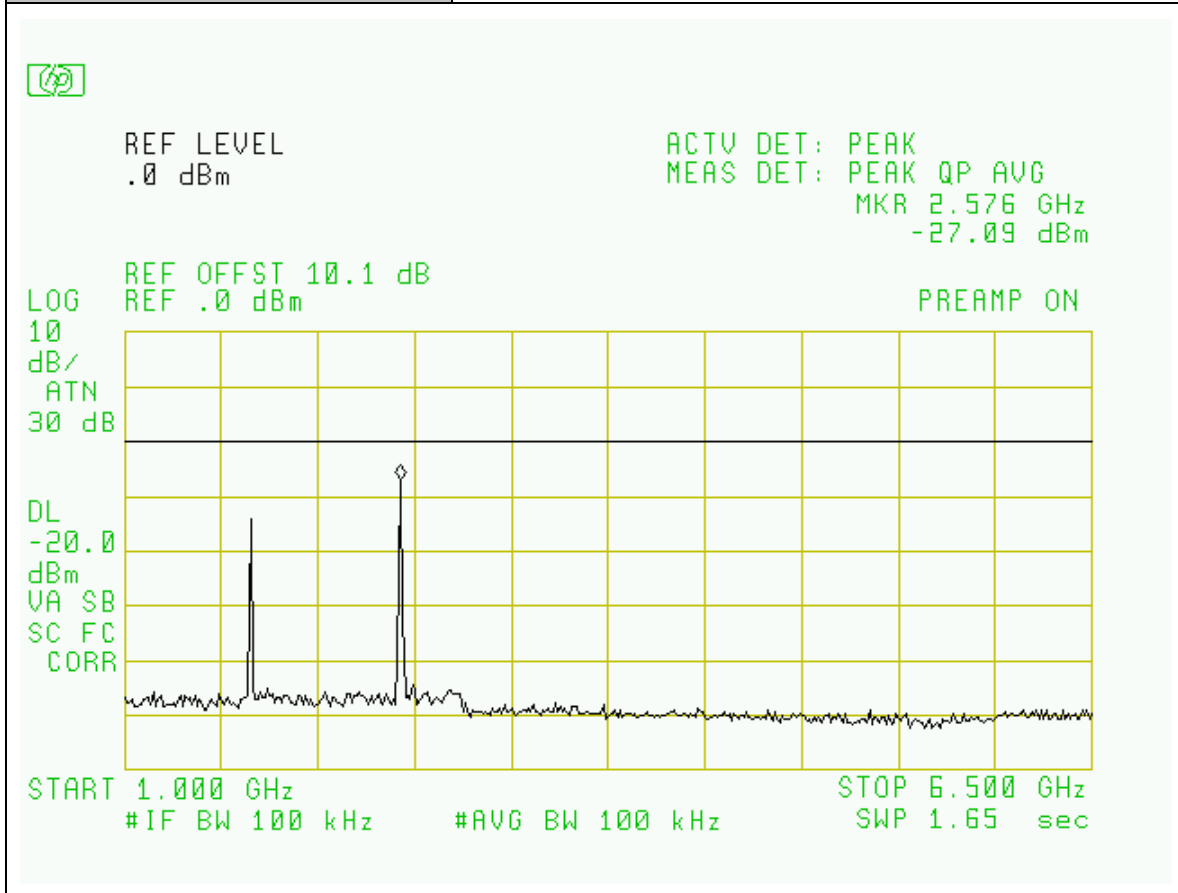
Project Number:	0048-060206-01
EUT:	Shyam Dual Band Home Booster DBHB-20-S8-S9
SN:	DBHBIDEN001
Tested By:	Wei Li
Temperature:	70°F
Humidity:	30%

Section:	Spurious Emissions at Antenna Terminals: Band I Bands / APCO25 Modulation
Plot Name:	Downlink, Mid-Channel
Configuration:	SG Input: -60dBm, Output Port: EUT MOBILE



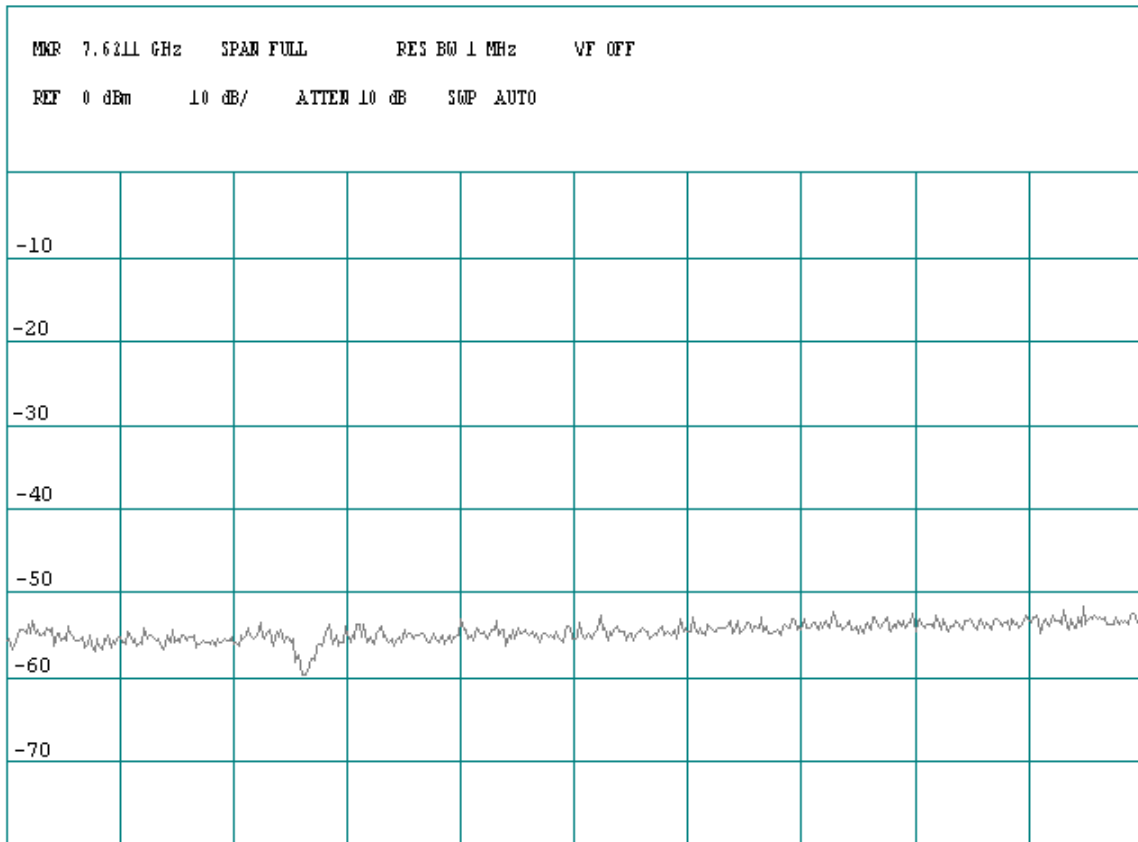
Project Number:	0048-060206-01
EUT:	Shyam Dual Band Home Booster DBHB-20-S8-S9
SN:	DBHBIDEN001
Tested By:	Wei Li
Temperature:	70°F
Humidity:	30%

Section:	Spurious Emissions at Antenna Terminals: Band I Bands / APCO25 Modulation
Plot Name:	Downlink, Mid-Channel
Configuration:	SG Input: -60dBm, Output Port: EUT MOBILE



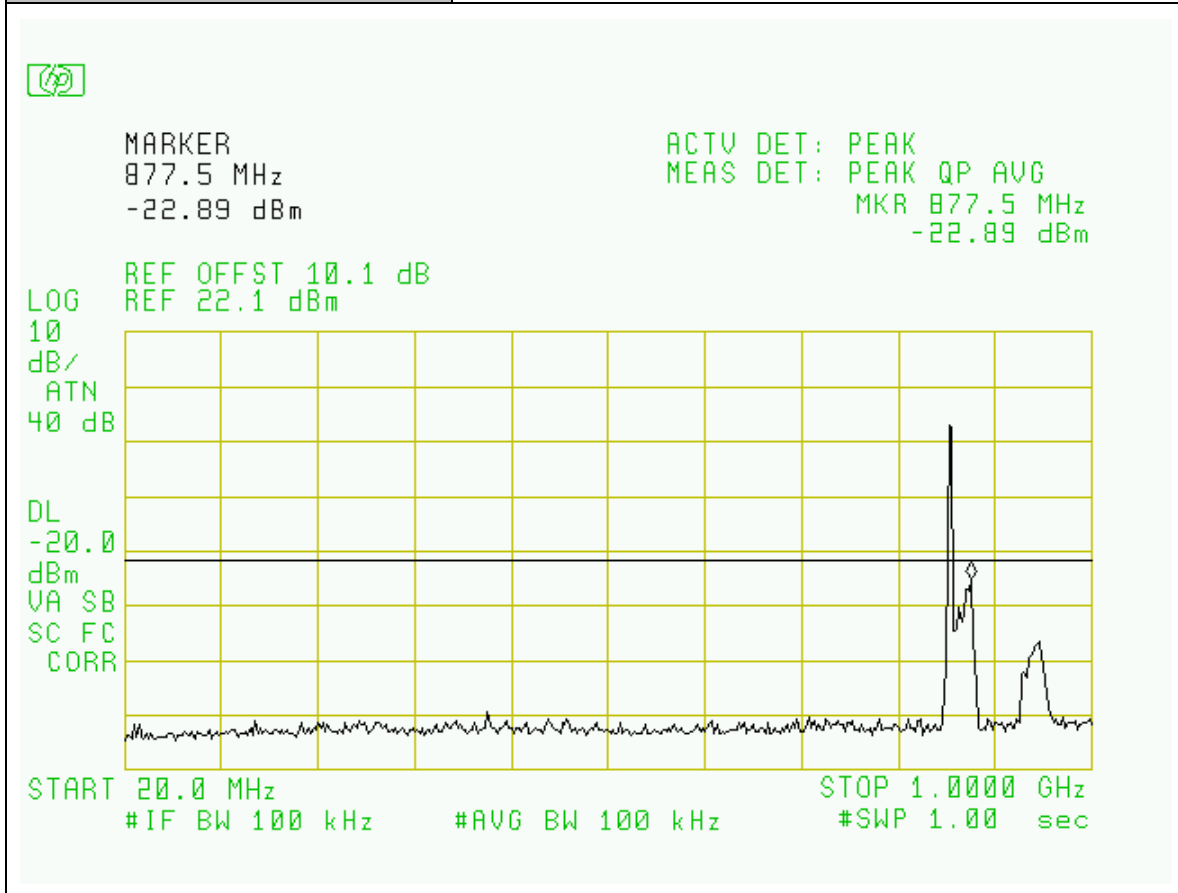
Project Number:	0048-060206-01
EUT:	Shyam Dual Band Home Booster DBHB-20-S8-S9
SN:	DBHBIDEN001
Tested By:	Wei Li
Temperature:	70° F
Humidity:	30%

Section:	Spurious Emissions at Antenna Terminals: Band I Bands / APCO25 Modulation
Plot Name:	Downlink, Mid-Channel
Configuration:	SG Input: -50dBm, Output Port: EUT MOBILE



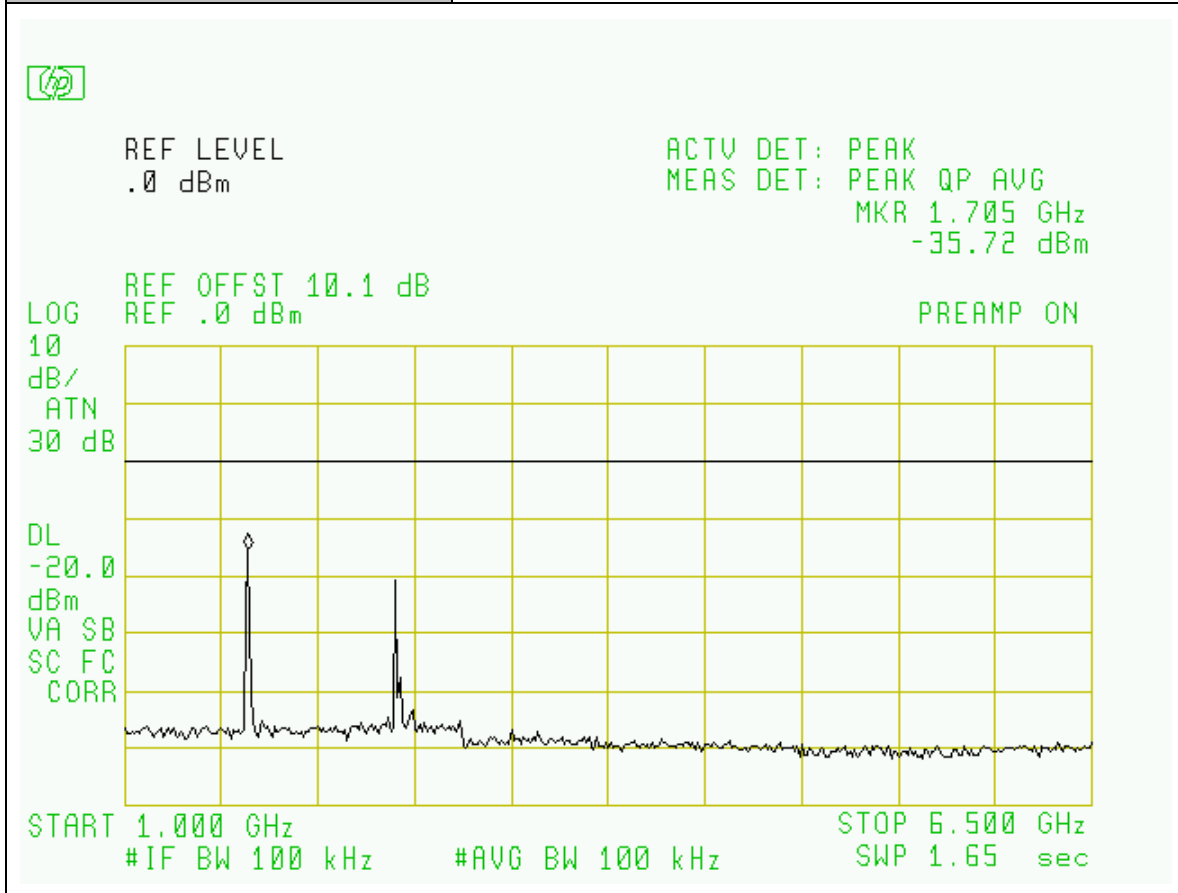
Project Number:	0048-060206-01
EUT:	Shyam Dual Band Home Booster DBHB-20-S8-S9
SN:	DBHBIDEN001
Tested By:	Wei Li
Temperature:	70°F
Humidity:	30%

Section:	Spurious Emissions at Antenna Terminals: Band I Bands / APCO25 Modulation
Plot Name:	Downlink, Low-Channel
Configuration:	SG Input: -60dBm, Output Port: EUT MOBILE



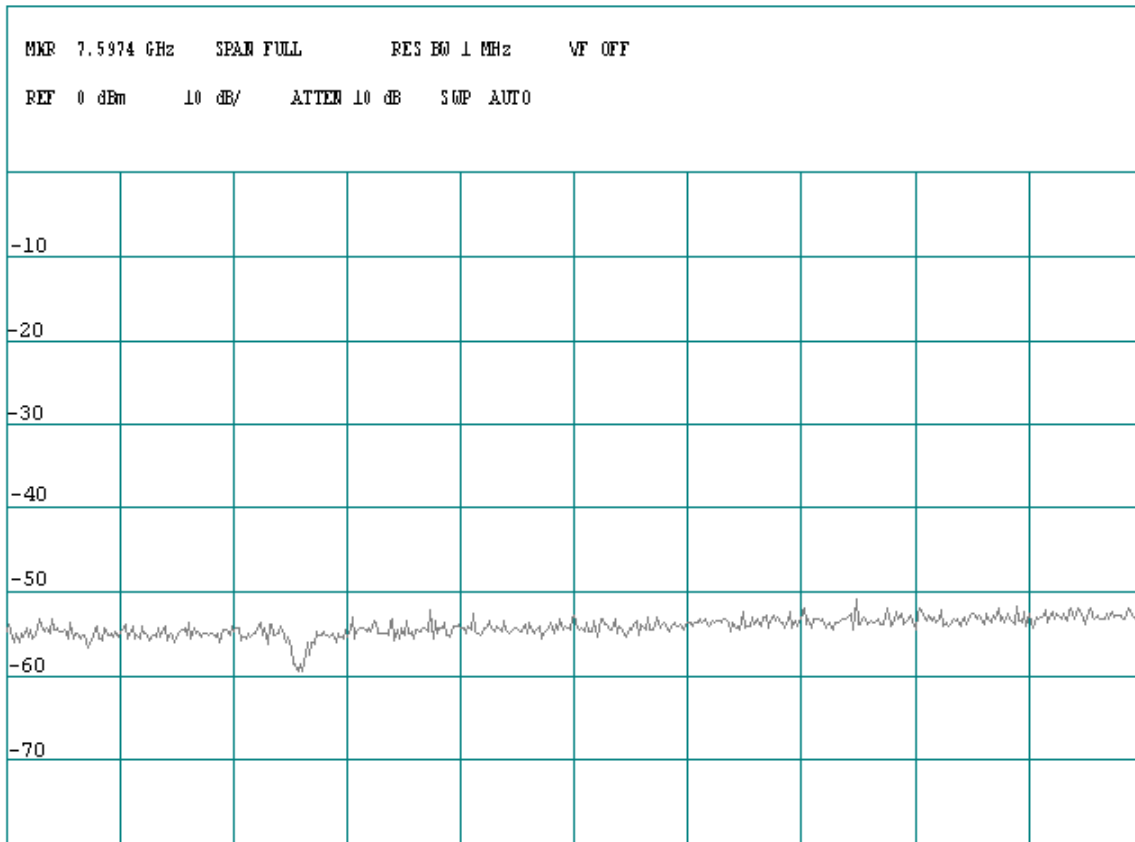
Project Number:	0048-060206-01
EUT:	Shyam Dual Band Home Booster DBHB-20-S8-S9
SN:	DBHBIDEN001
Tested By:	Wei Li
Temperature:	70°F
Humidity:	30%

Section:	Spurious Emissions at Antenna Terminals: Band I Bands / APCO25 Modulation
Plot Name:	Downlink, Low-Channel
Configuration:	SG Input: -60dBm, Output Port: EUT MOBILE



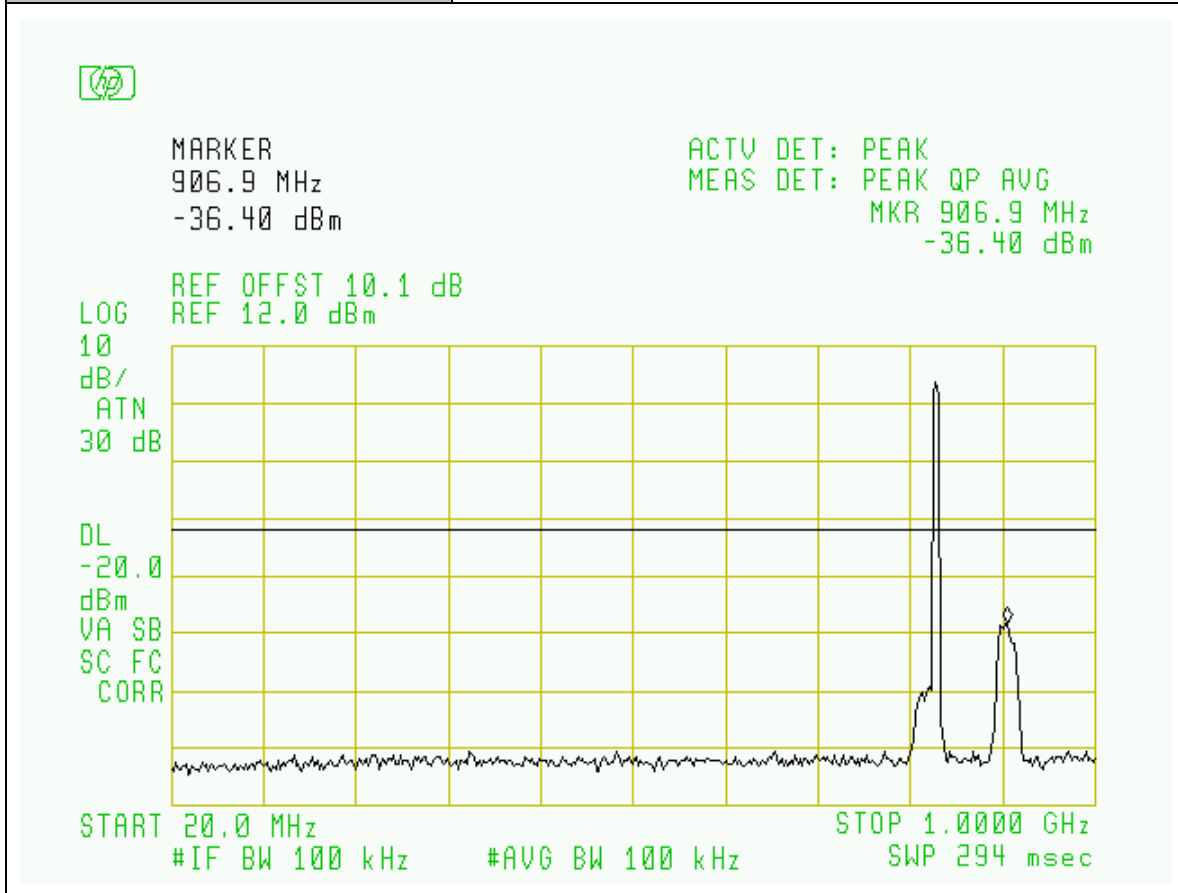
Project Number:	0048-060206-01
EUT:	Shyam Dual Band Home Booster DBHB-20-S8-S9
SN:	DBHBIDEN001
Tested By:	Wei Li
Temperature:	70° F
Humidity:	30%

Section:	Spurious Emissions at Antenna Terminals: Band I Bands / APCO25 Modulation
Plot Name:	Downlink, Low-Channel
Configuration:	SG Input: -50dBm, Output Port: EUT MOBILE



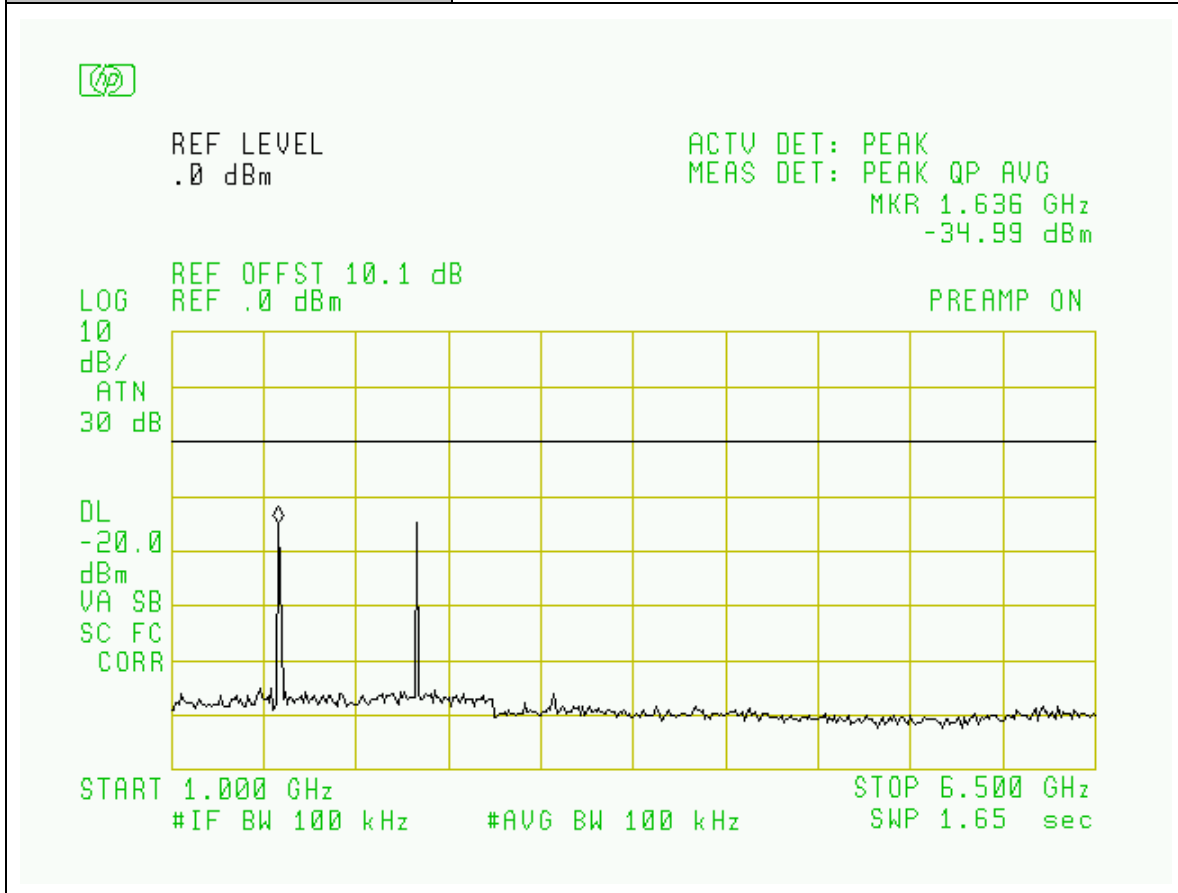
Project Number:	0048-060206-01
EUT:	Shyam Dual Band Home Booster DBHB-20-S8-S9
SN:	DBHBIDEN001
Tested By:	Edward Lee
Temperature:	70°F
Humidity:	30%

Section:	Spurious Emissions at Antenna Terminals: Band I Bands / IDEN Modulation
Plot Name:	Uplink, Hi-Channel
Configuration:	SG Input: -50dBm, Output Port: EUT BTS



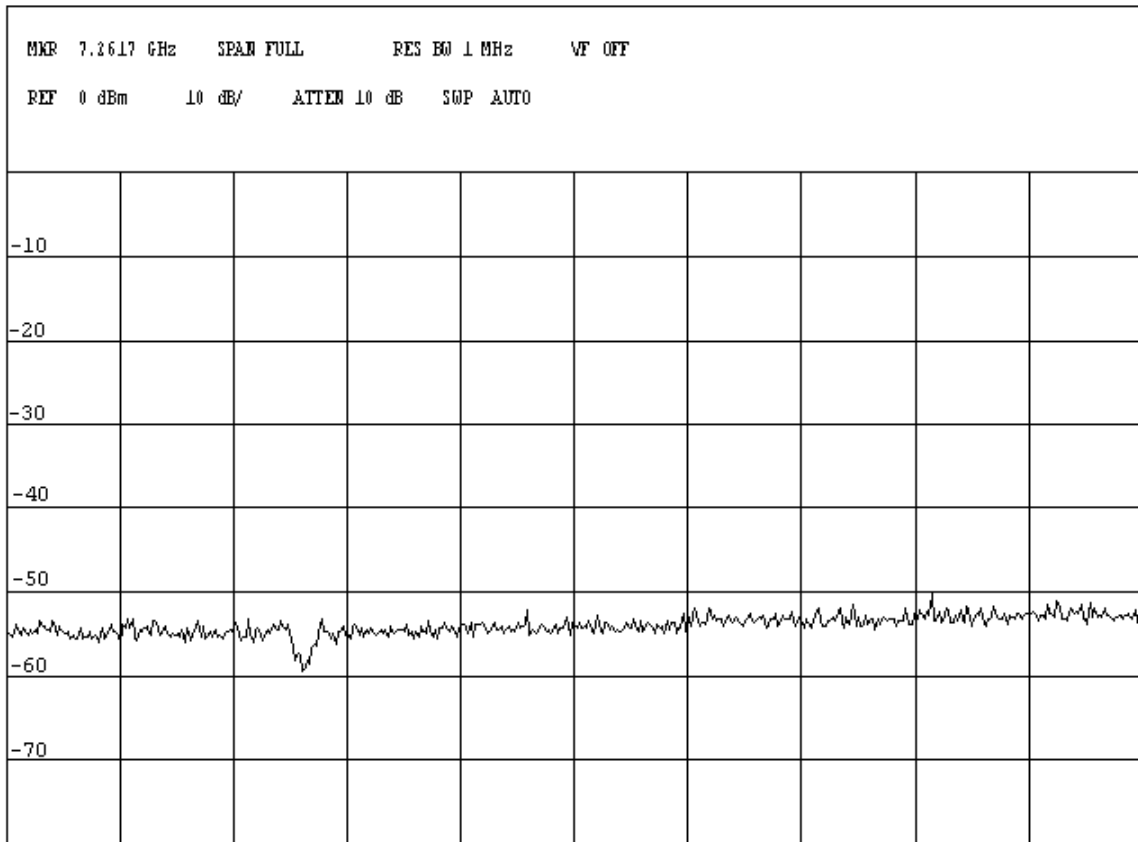
Project Number:	0048-060206-01
EUT:	Shyam Dual Band Home Booster DBHB-20-S8-S9
SN:	DBHBIDEN001
Tested By:	Edward Lee
Temperature:	70° F
Humidity:	30%

Section:	Spurious Emissions at Antenna Terminals: Band I Bands / IDEN Modulation
Plot Name:	Uplink, Hi-Channel
Configuration:	SG Input: -50dBm, Output Port: EUT BTS



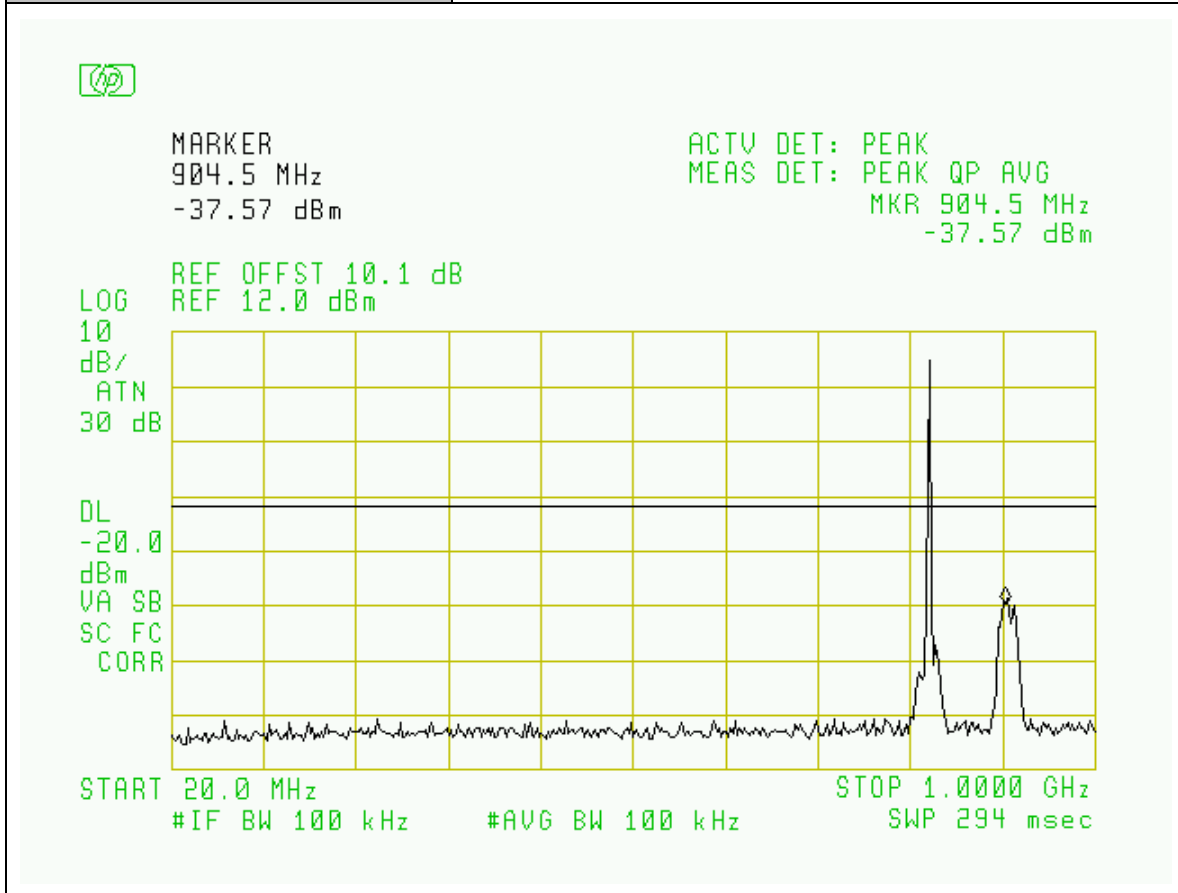
Project Number:	0048-060206-01
EUT:	Shyam Dual Band Home Booster DBHB-20-S8-S9
SN:	DBHBIDEN001
Tested By:	Edward Lee
Temperature:	70° F
Humidity:	30%

Section:	Spurious Emissions at Antenna Terminals: Band I Bands / IDEN Modulation
Plot Name:	Uplink, Hi-Channel
Configuration:	SG Input: -50dBm, Output Port: EUT BTS



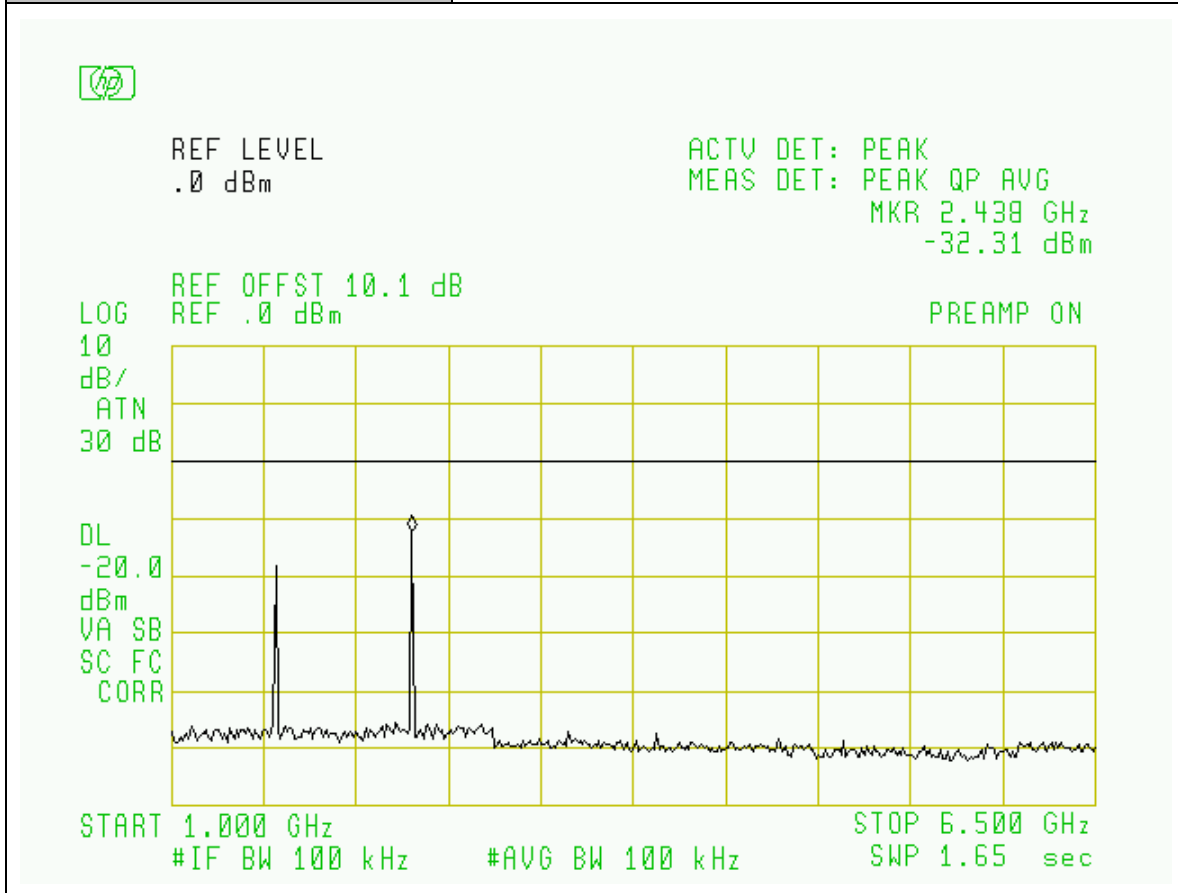
Project Number:	0048-060206-01
EUT:	Shyam Dual Band Home Booster DBHB-20-S8-S9
SN:	DBHBIDEN001
Tested By:	Edward Lee
Temperature:	70° F
Humidity:	30%

Section:	Spurious Emissions at Antenna Terminals: Band I Bands / IDEN Modulation
Plot Name:	Uplink, Mid-Channel
Configuration:	SG Input: -50dBm, Output Port: EUT BTS



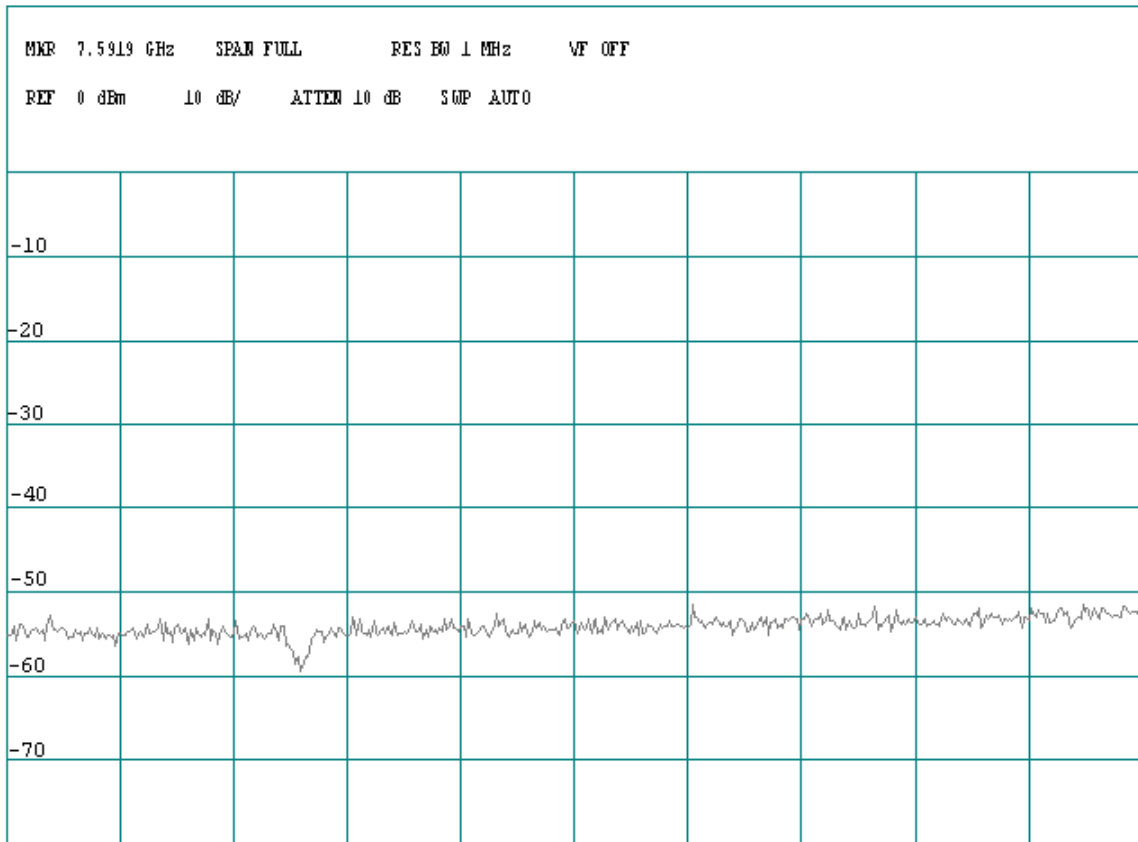
Project Number:	0048-060206-01
EUT:	Shyam Dual Band Home Booster DBHB-20-S8-S9
SN:	DBHBIDEN001
Tested By:	Edward Lee
Temperature:	70° F
Humidity:	30%

Section:	Spurious Emissions at Antenna Terminals: Band I Bands / IDEN Modulation
Plot Name:	Uplink, Mid-Channel
Configuration:	SG Input: -50dBm, Output Port: EUT BTS



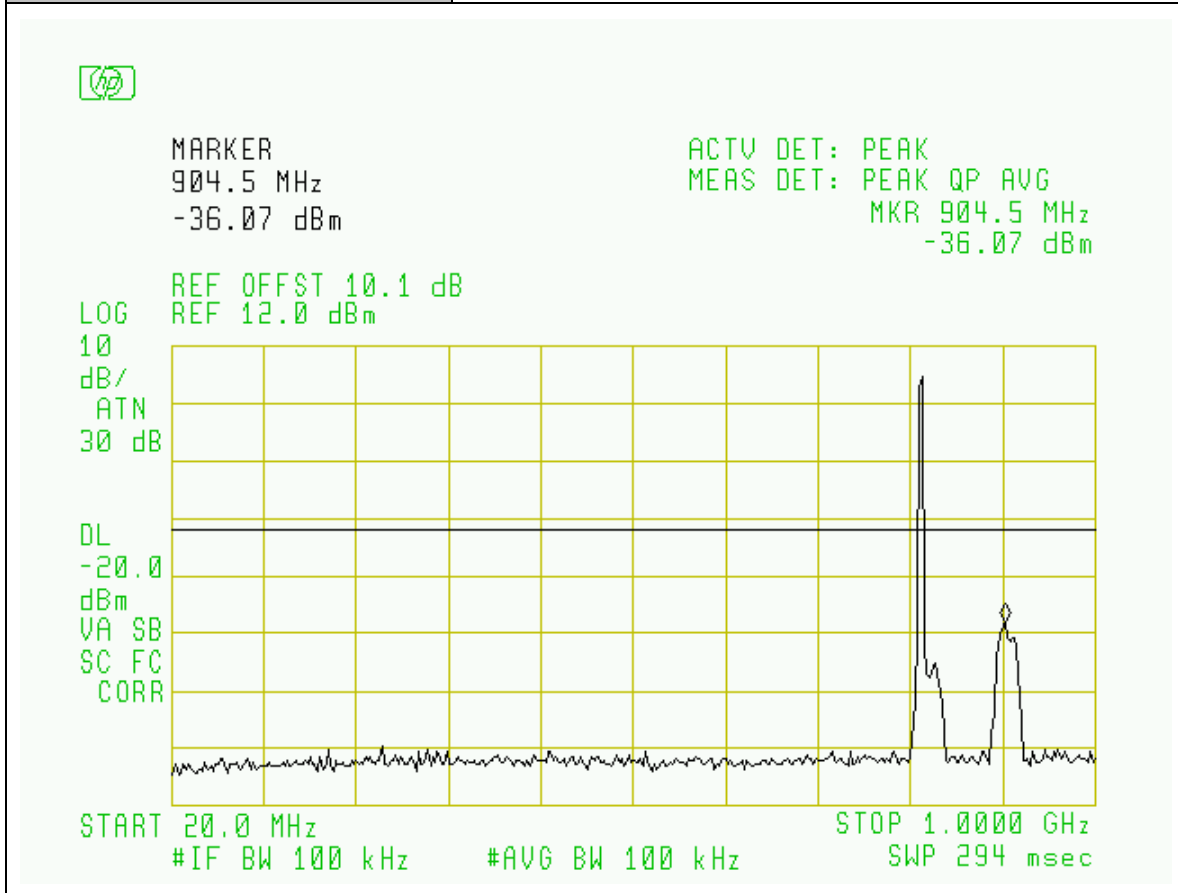
Project Number:	0048-060206-01
EUT:	Shyam Dual Band Home Booster DBHB-20-S8-S9
SN:	DBHBIDEN001
Tested By:	Edward Lee
Temperature:	70° F
Humidity:	30%

Section:	Spurious Emissions at Antenna Terminals: Band I Bands / IDEN Modulation
Plot Name:	Uplink, Mid-Channel
Configuration:	SG Input: -50dBm, Output Port: EUT BTS



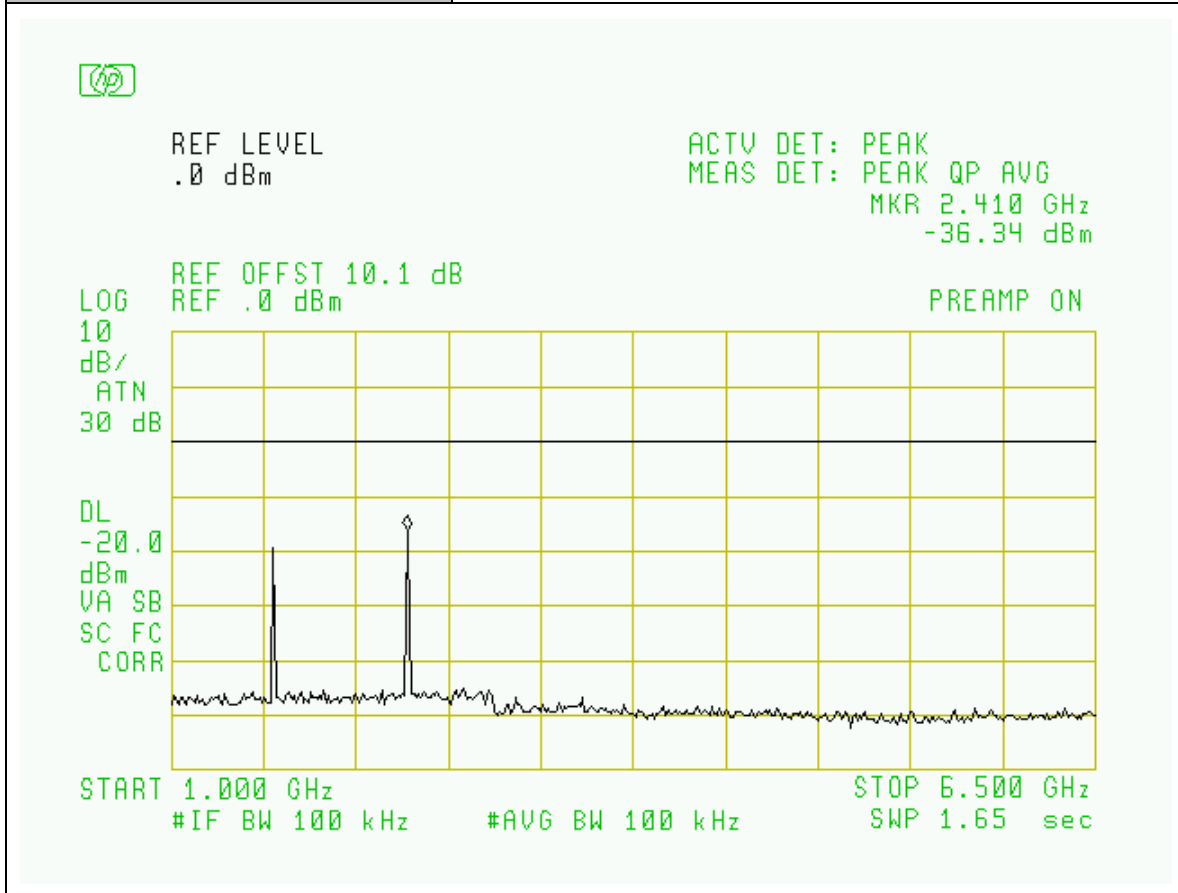
Project Number:	0048-060206-01
EUT:	Shyam Dual Band Home Booster DBHB-20-S8-S9
SN:	DBHBIDEN001
Tested By:	Edward Lee
Temperature:	70° F
Humidity:	30%

Section:	Spurious Emissions at Antenna Terminals: Band I Bands / IDEN Modulation
Plot Name:	Uplink, Low-Channel
Configuration:	SG Input: -50dBm, Output Port: EUT BTS



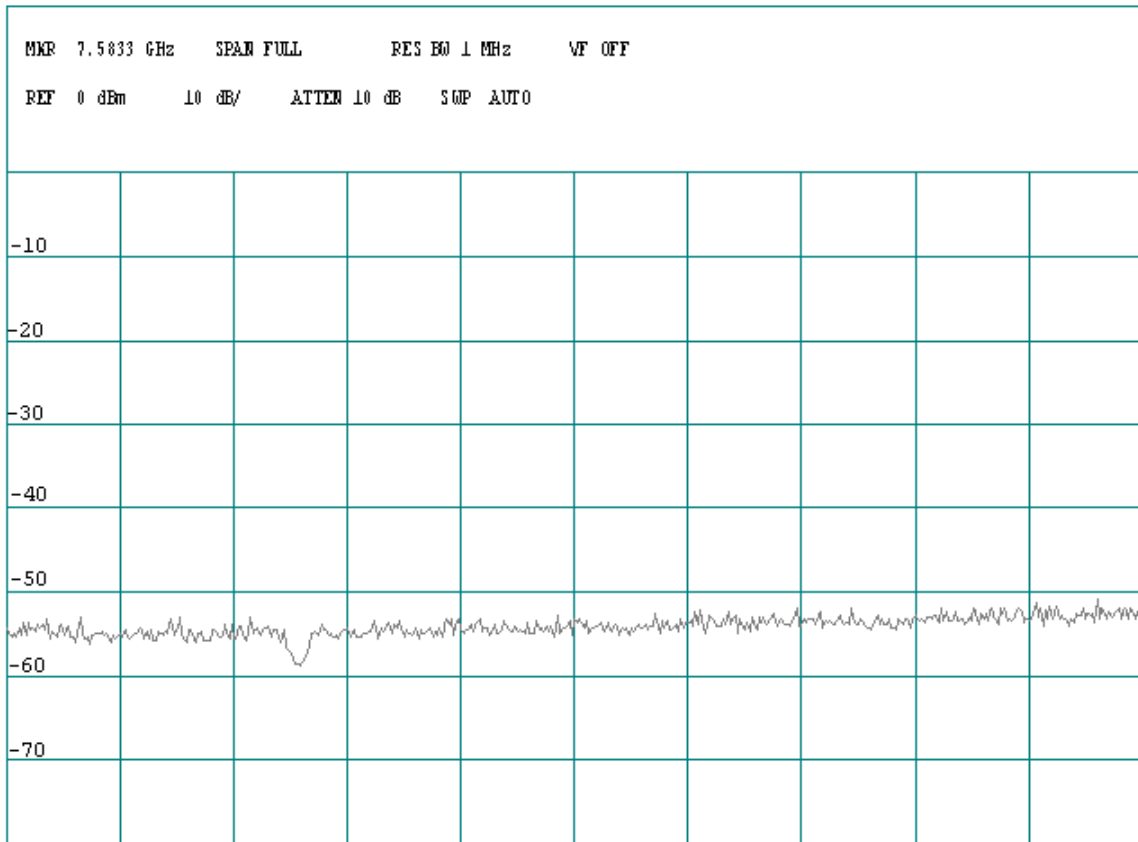
Project Number:	0048-060206-01
EUT:	Shyam Dual Band Home Booster DBHB-20-S8-S9
SN:	DBHBIDEN001
Tested By:	Edward Lee
Temperature:	70° F
Humidity:	30%

Section:	Spurious Emissions at Antenna Terminals: Band I Bands / IDEN Modulation
Plot Name:	Uplink, Low-Channel
Configuration:	SG Input: -50dBm, Output Port: EUT BTS



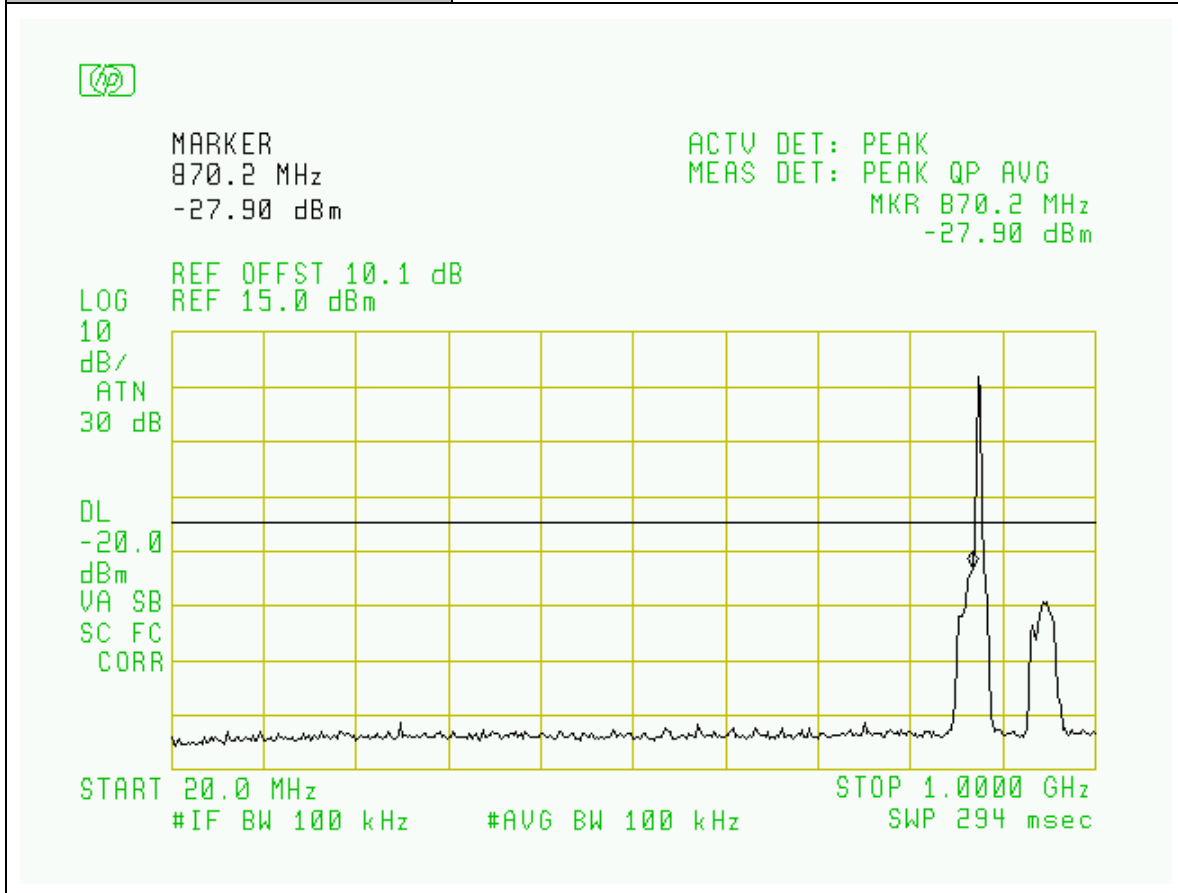
Project Number:	0048-060206-01
EUT:	Shyam Dual Band Home Booster DBHB-20-S8-S9
SN:	DBHBIDEN001
Tested By:	Edward Lee
Temperature:	70° F
Humidity:	30%

Section:	Spurious Emissions at Antenna Terminals: Band I Bands / IDEN Modulation
Plot Name:	Uplink, Low-Channel
Configuration:	SG Input: -50dBm, Output Port: EUT BTS



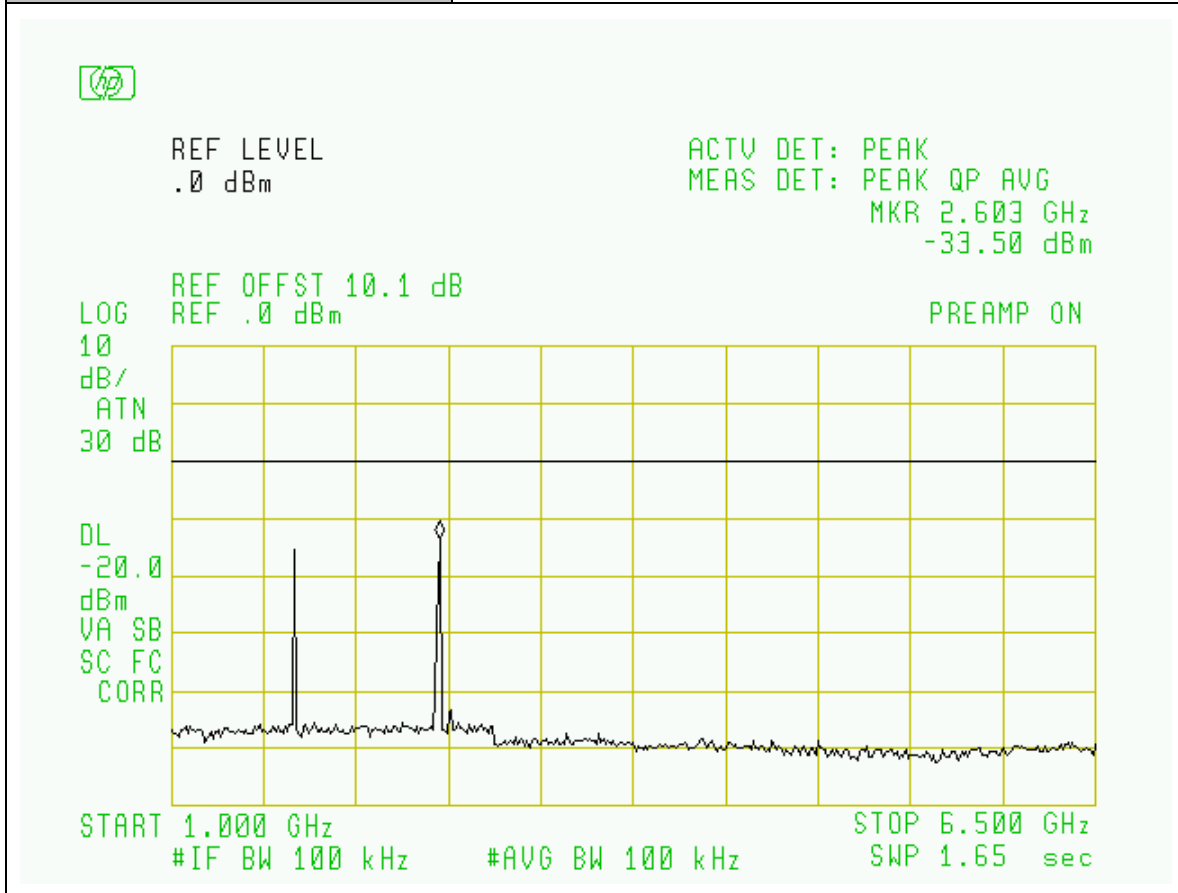
Project Number:	0048-060206-01
EUT:	Shyam Dual Band Home Booster DBHB-20-S8-S9
SN:	DBHBIDEN001
Tested By:	Edward Lee
Temperature:	70° F
Humidity:	30%

Section:	Spurious Emissions at Antenna Terminals: Band I Bands / IDEN Modulation
Plot Name:	Downlink, Hi-Channel
Configuration:	SG Input: -60dBm, Output Port: EUT MOBILE



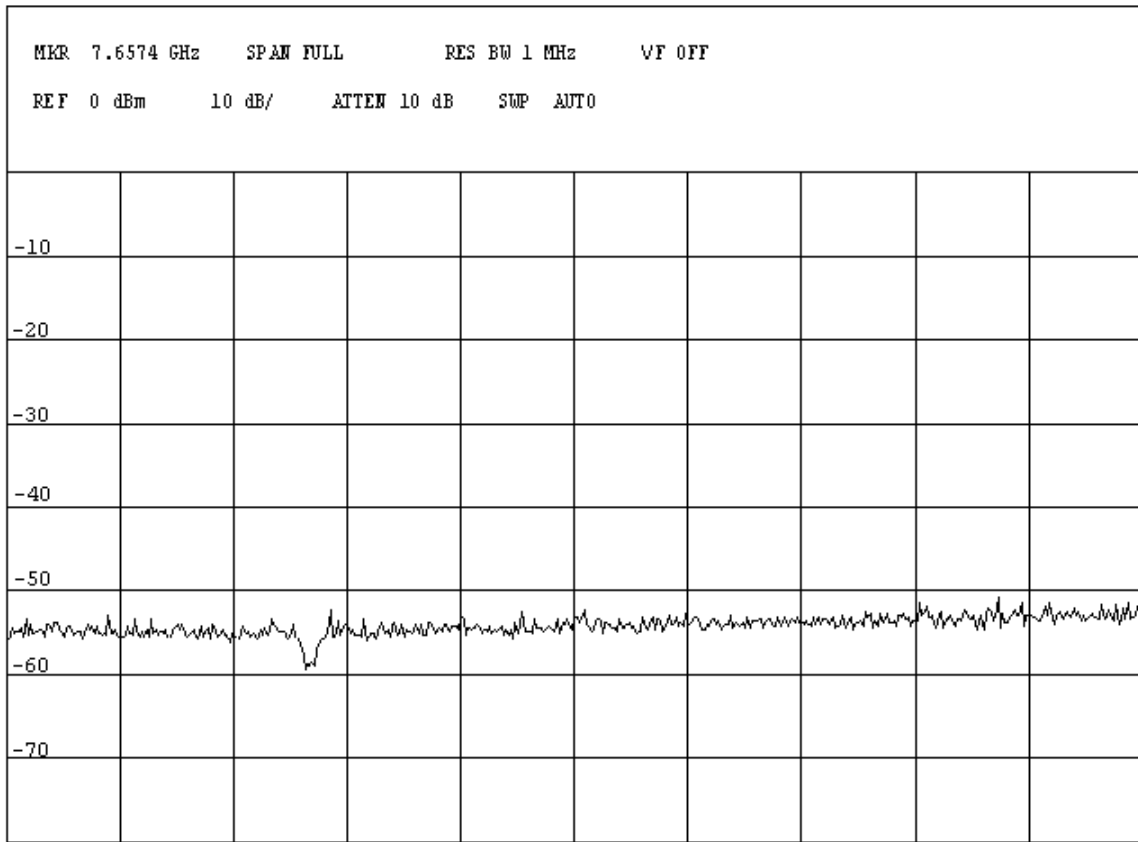
Project Number:	0048-060206-01
EUT:	Shyam Dual Band Home Booster DBHB-20-S8-S9
SN:	DBHBIDEN001
Tested By:	Edward Lee
Temperature:	70° F
Humidity:	30%

Section:	Spurious Emissions at Antenna Terminals: Band I Bands / IDEN Modulation
Plot Name:	Downlink, Hi-Channel
Configuration:	SG Input: -60dBm, Output Port: EUT MOBILE



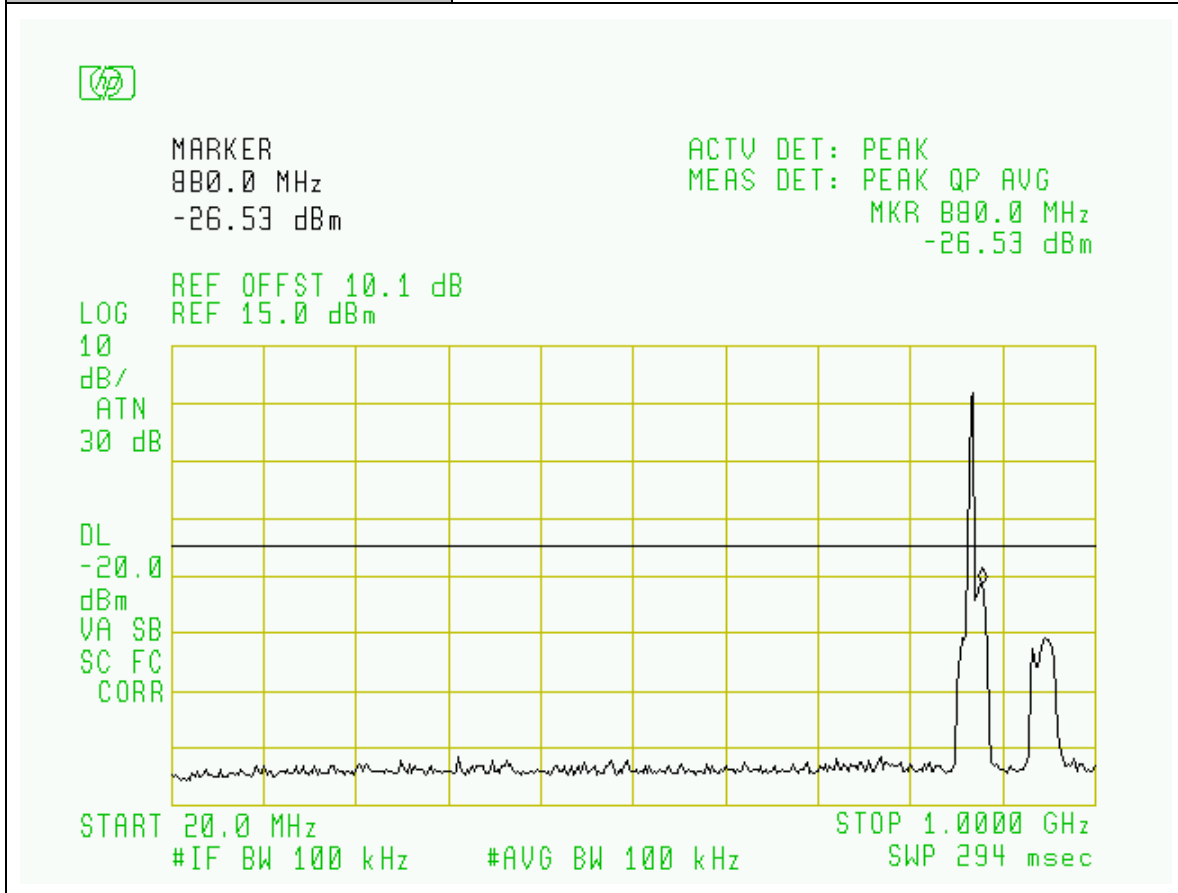
Project Number:	0048-060206-01
EUT:	Shyam Dual Band Home Booster DBHB-20-S8-S9
SN:	DBHBIDEN001
Tested By:	Edward Lee
Temperature:	70° F
Humidity:	30%

Section:	Spurious Emissions at Antenna Terminals: Band I Bands / IDEN Modulation
Plot Name:	Downlink, Hi-Channel
Configuration:	SG Input: -60dBm, Output Port: EUT MOBILE



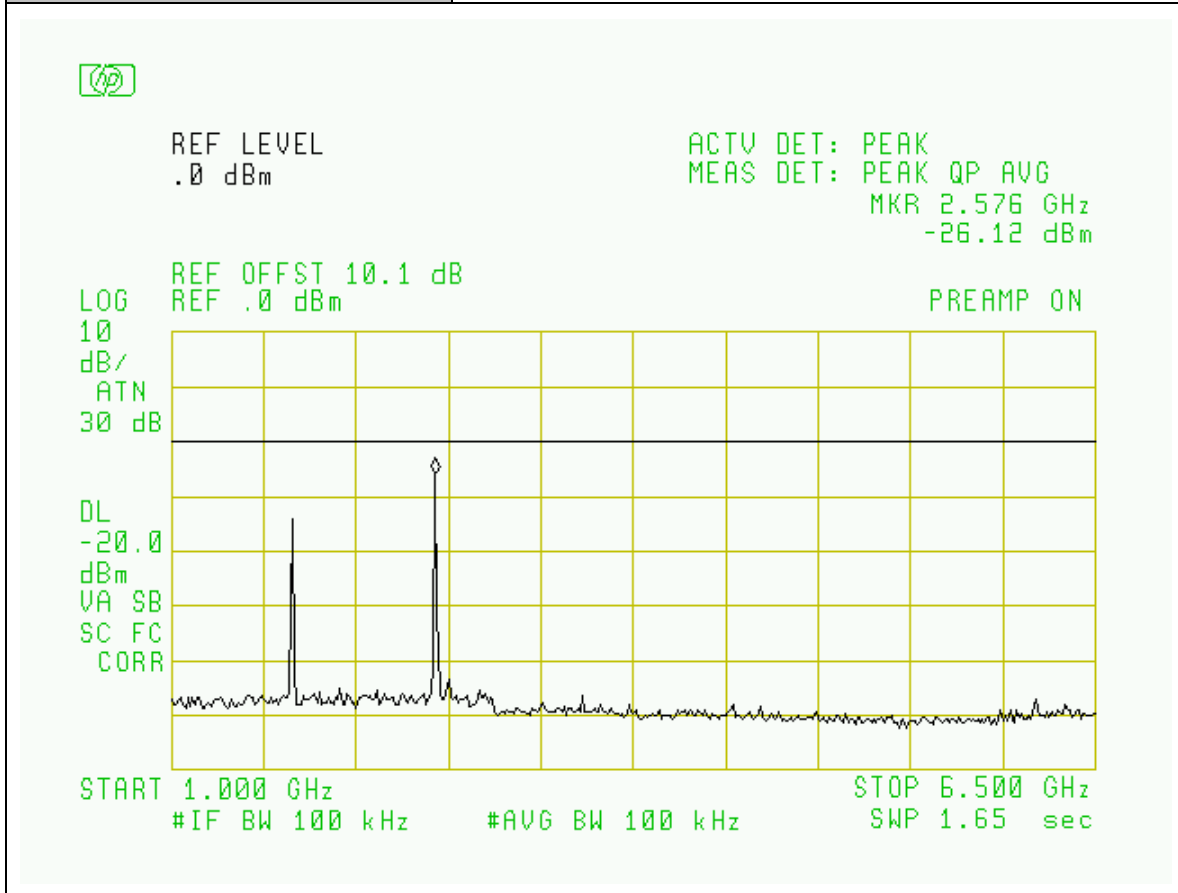
Project Number:	0048-060206-01
EUT:	Shyam Dual Band Home Booster DBHB-20-S8-S9
SN:	DBHBIDEN001
Tested By:	Edward Lee
Temperature:	70° F
Humidity:	30%

Section:	Spurious Emissions at Antenna Terminals: Band I Bands / IDEN Modulation
Plot Name:	Downlink, Mid-Channel
Configuration:	SG Input: -60dBm, Output Port: EUT MOBILE



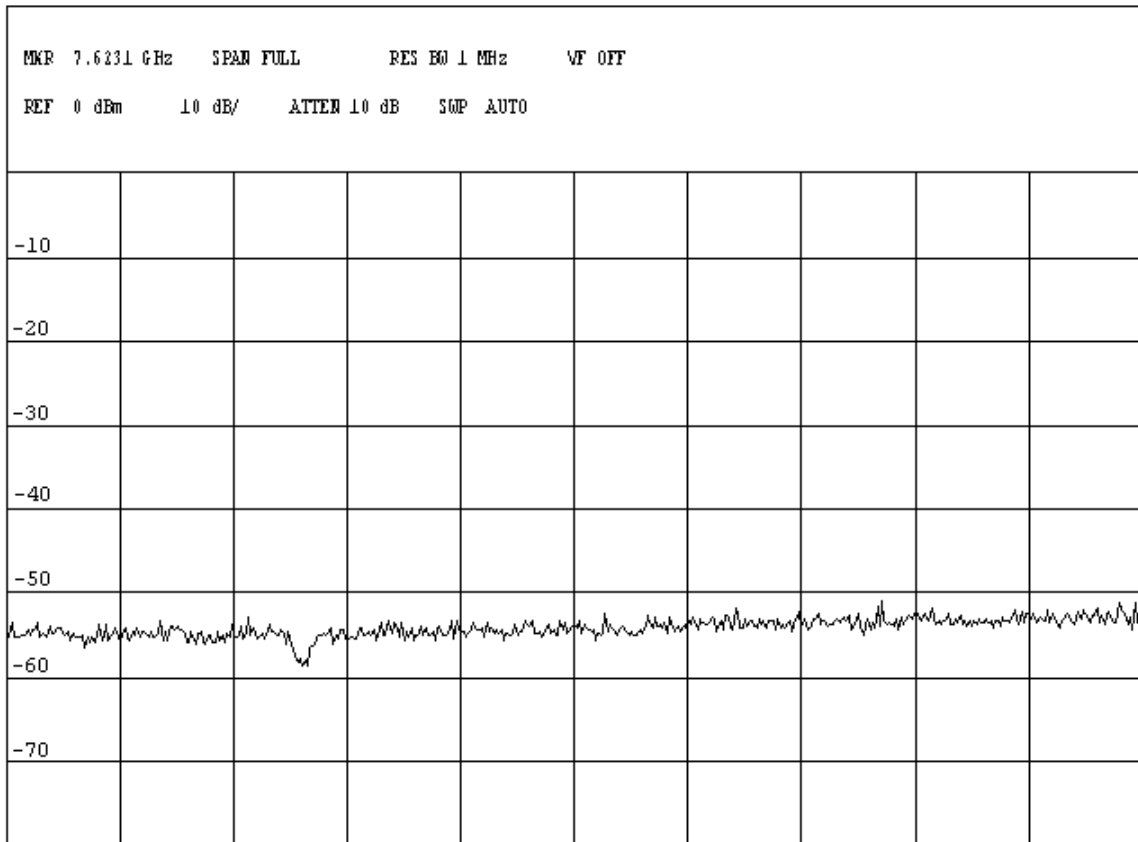
Project Number:	0048-060206-01
EUT:	Shyam Dual Band Home Booster DBHB-20-S8-S9
SN:	DBHBIDEN001
Tested By:	Edward Lee
Temperature:	70° F
Humidity:	30%

Section:	Spurious Emissions at Antenna Terminals: Band I Bands / IDEN Modulation
Plot Name:	Downlink, Mid-Channel
Configuration:	SG Input: -60dBm, Output Port: EUT MOBILE



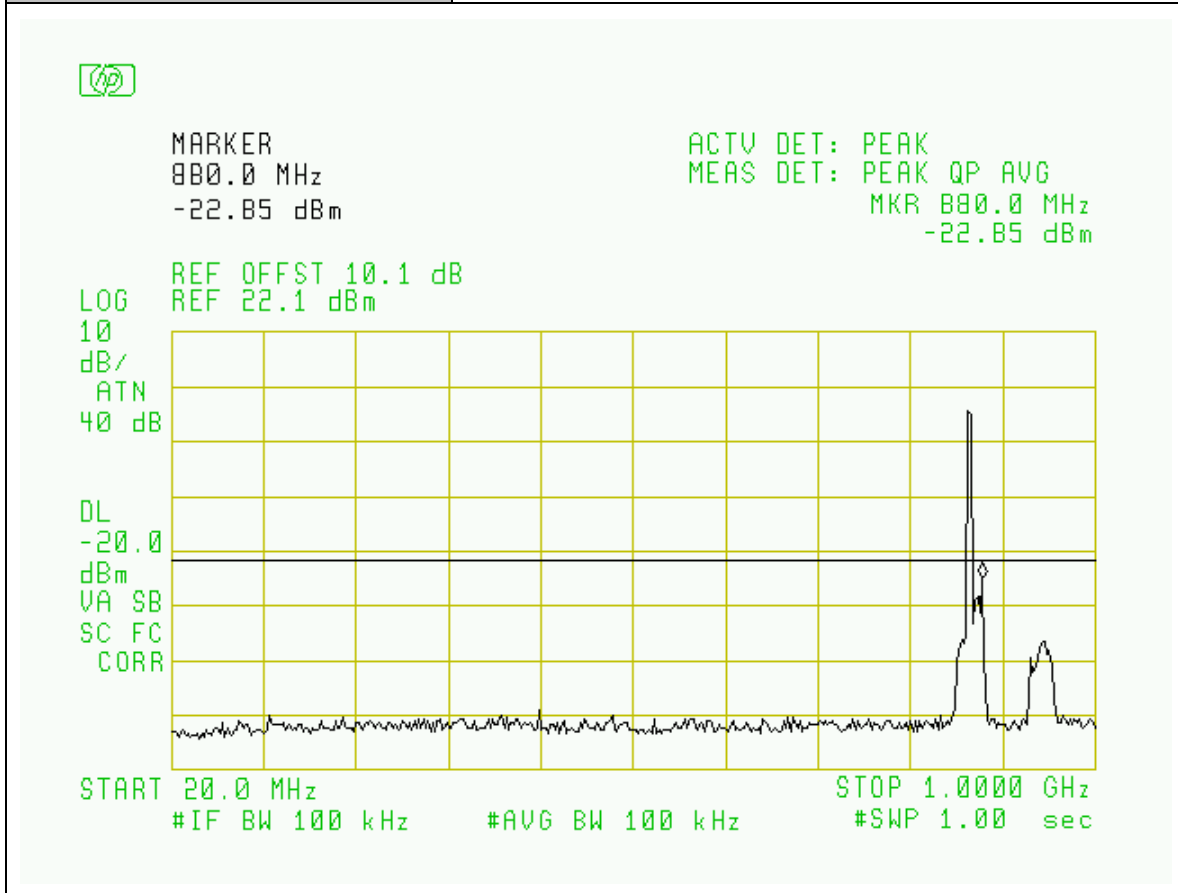
Project Number:	0048-060206-01
EUT:	Shyam Dual Band Home Booster DBHB-20-S8-S9
SN:	DBHBIDEN001
Tested By:	Edward Lee
Temperature:	70° F
Humidity:	30%

Section:	Spurious Emissions at Antenna Terminals: Band I Bands / IDEN Modulation
Plot Name:	Downlink, Mid-Channel
Configuration:	SG Input: -60dBm, Output Port: EUT MOBILE



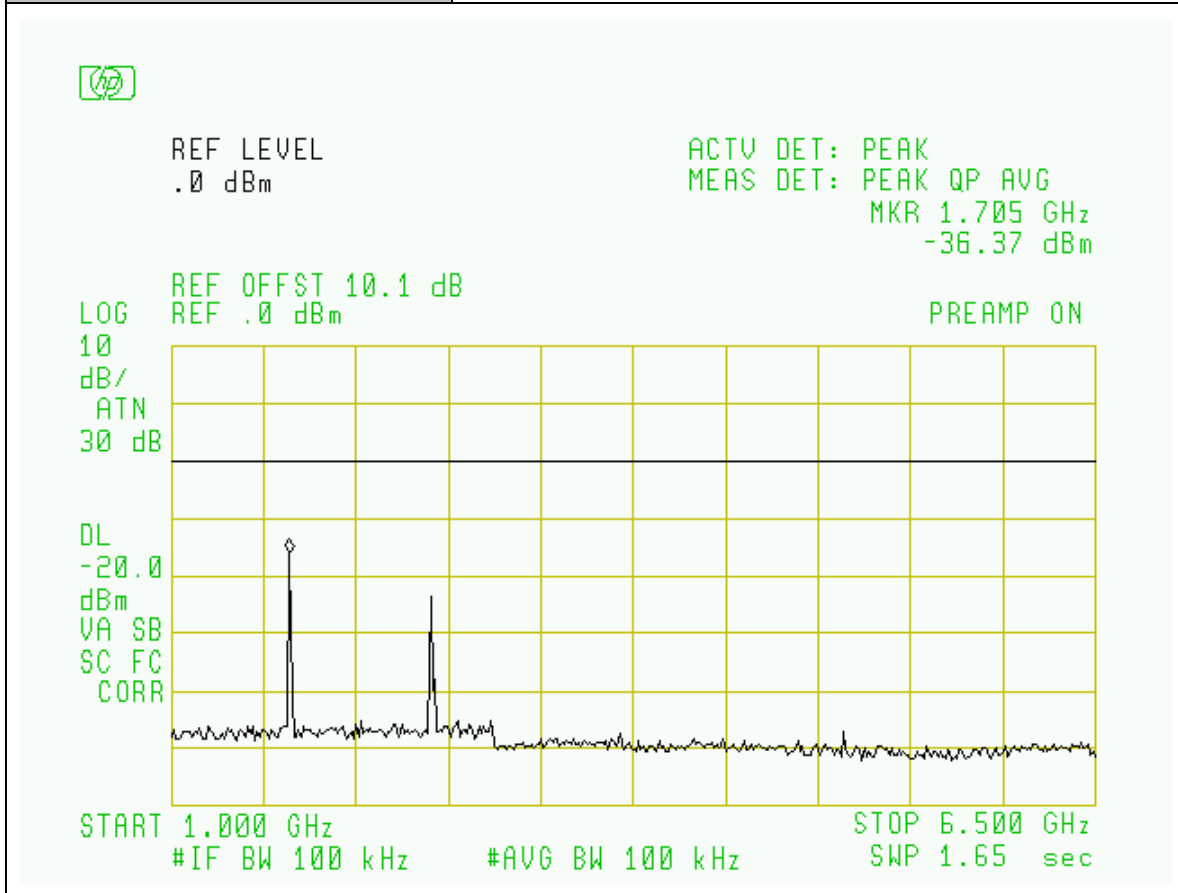
Project Number:	0048-060206-01
EUT:	Shyam Dual Band Home Booster DBHB-20-S8-S9
SN:	DBHBIDEN001
Tested By:	Edward Lee
Temperature:	70° F
Humidity:	30%

Section:	Spurious Emissions at Antenna Terminals: Band I Bands / IDEN Modulation
Plot Name:	Downlink, Low-Channel
Configuration:	SG Input: -60dBm, Output Port: EUT MOBILE



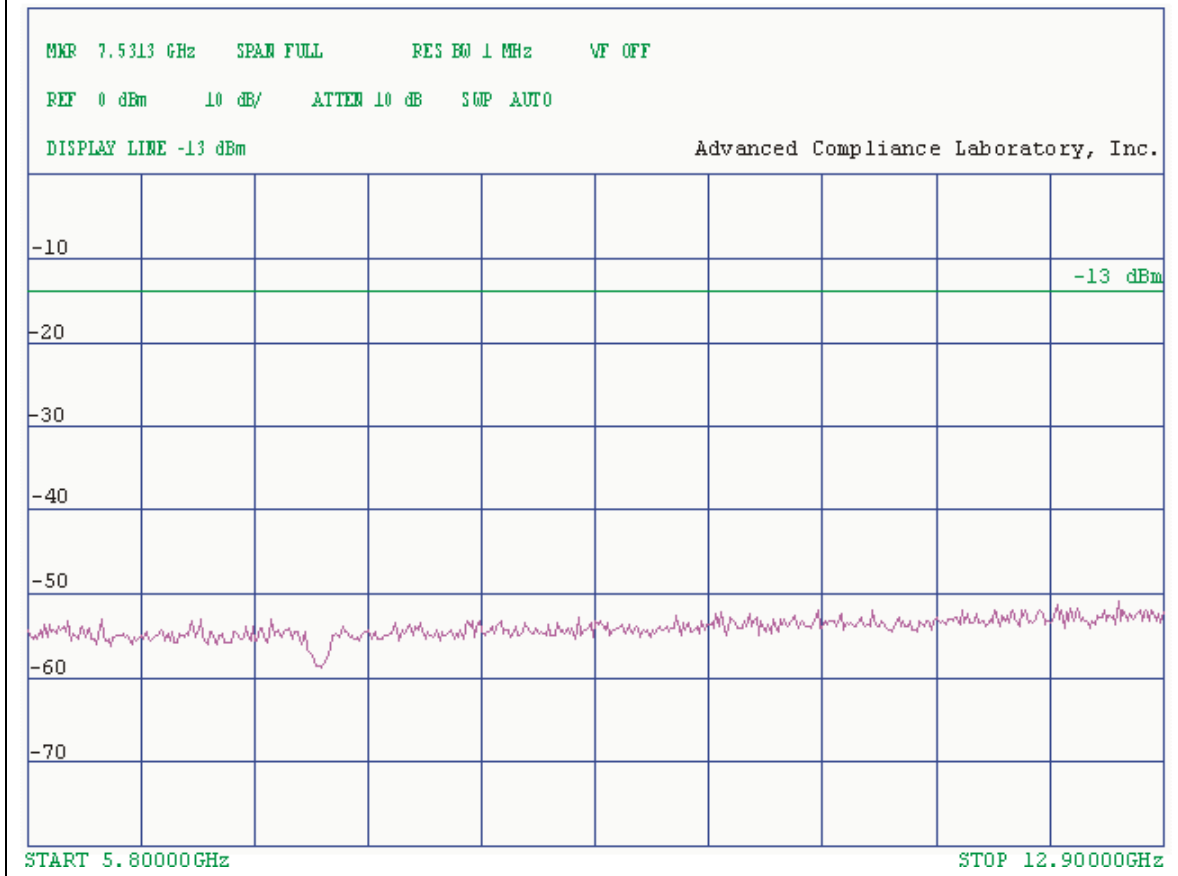
Project Number:	0048-060206-01
EUT:	Shyam Dual Band Home Booster DBHB-20-S8-S9
SN:	DBHBIDEN001
Tested By:	Edward Lee
Temperature:	70° F
Humidity:	30%

Section:	Spurious Emissions at Antenna Terminals: Band I Bands / IDEN Modulation
Plot Name:	Downlink, Low-Channel
Configuration:	SG Input: -60dBm, Output Port: EUT MOBILE



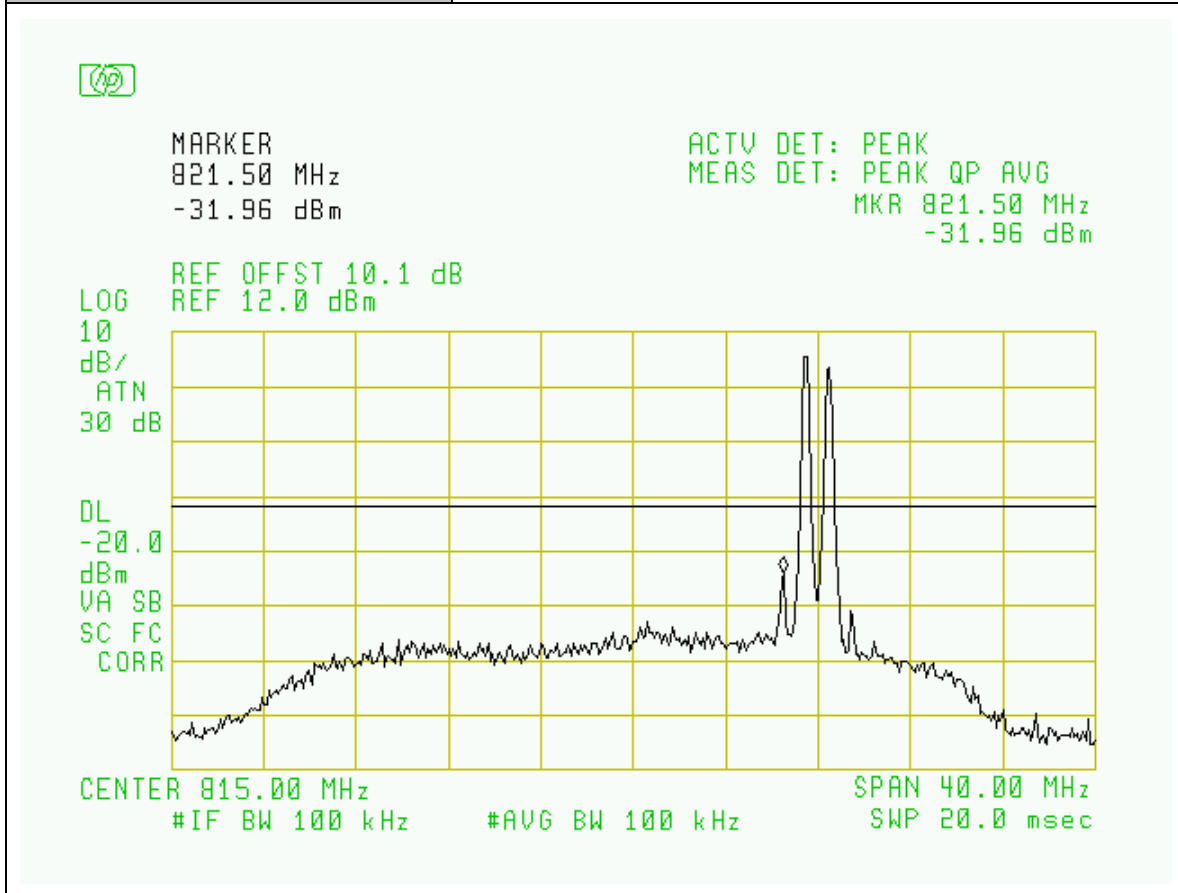
Project Number:	0048-060206-01
EUT:	Shyam Dual Band Home Booster DBHB-20-S8-S9
SN:	DBHBIDEN001
Tested By:	Edward Lee
Temperature:	70° F
Humidity:	30%

Section:	Spurious Emissions at Antenna Terminals: Band I Bands / IDEN Modulation
Plot Name:	Downlink, Low-Channel
Configuration:	SG Input: -60dBm, Output Port: EUT MOBILE



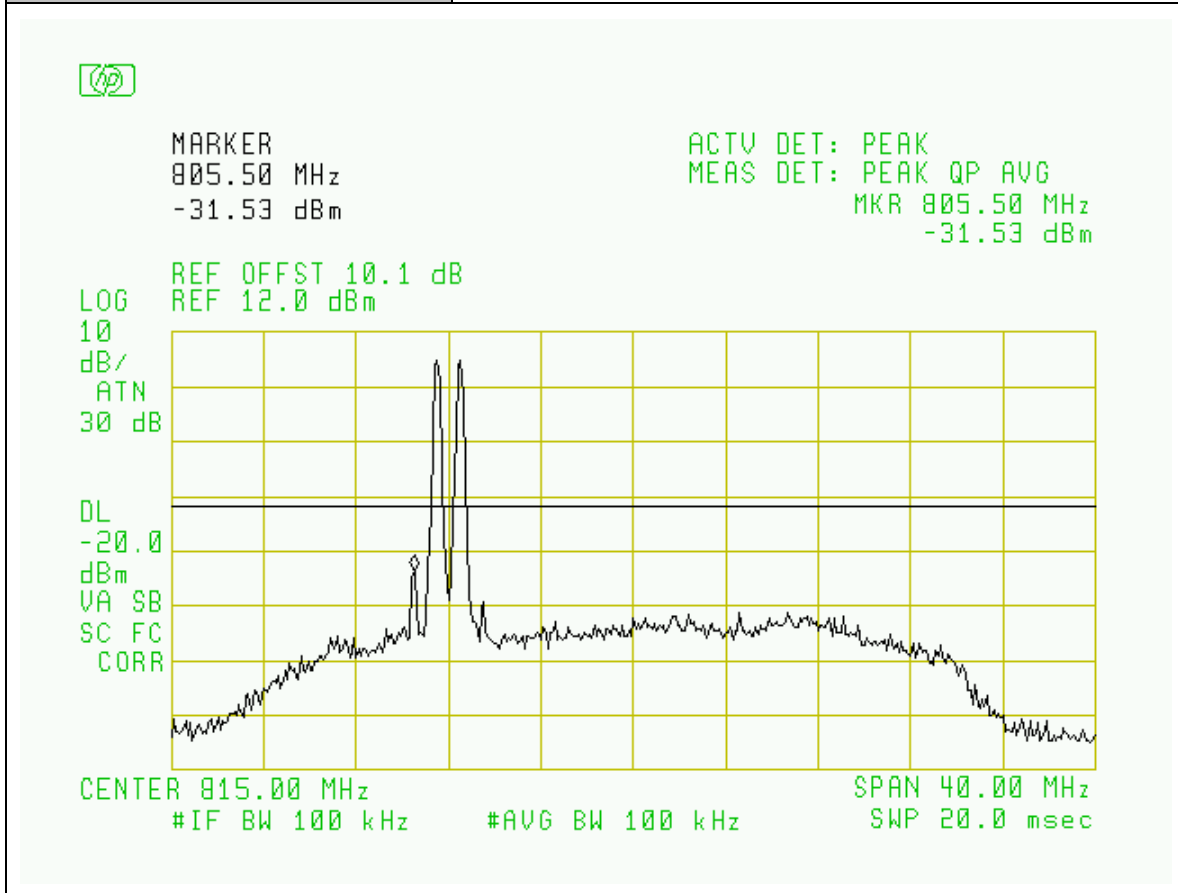
Project Number:	0048-060206-01
EUT:	Shyam Dual Band Home Booster DBHB-20-S8-S9
SN:	DBHBIDEN001
Tested By:	Wei Li
Temperature:	70°F
Humidity:	30%

Section:	Spurious Emissions at Antenna Terminals: Band I Bands / APCO25 Modulation
Plot Name:	UL, Hi-Chn, Intermodulation, Upper Bandedge
Configuration:	SG Input: -50dBm, Output Port: EUT BTS



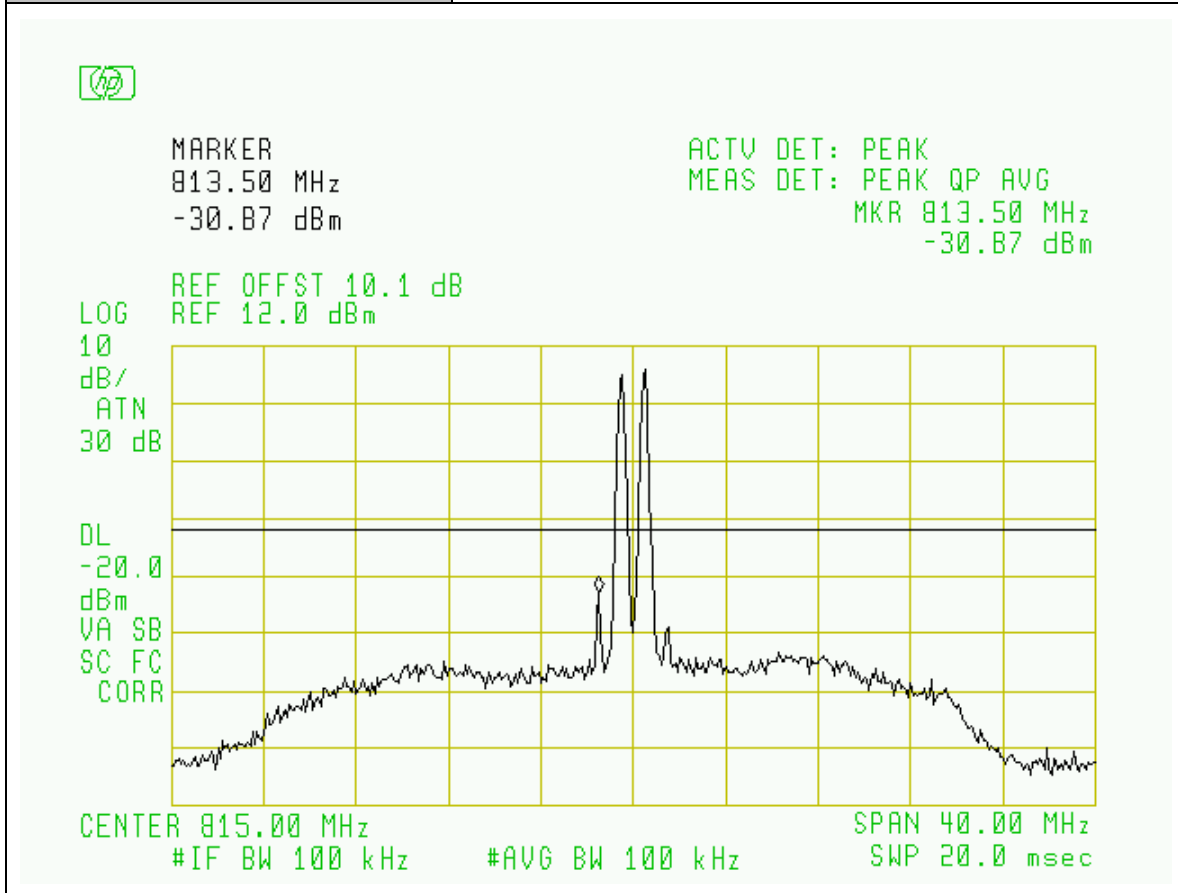
Project Number:	0048-060206-01
EUT:	Shyam Dual Band Home Booster DBHB-20-S8-S9
SN:	DBHBIDEN001
Tested By:	Wei Li
Temperature:	70°F
Humidity:	30%

Section:	Spurious Emissions at Antenna Terminals: Band I Bands / APCO25 Modulation
Plot Name:	UL, Low-Chn, Intermodulation, Lower Bandedge
Configuration:	SG Input: -50dBm, Output Port: EUT BTS



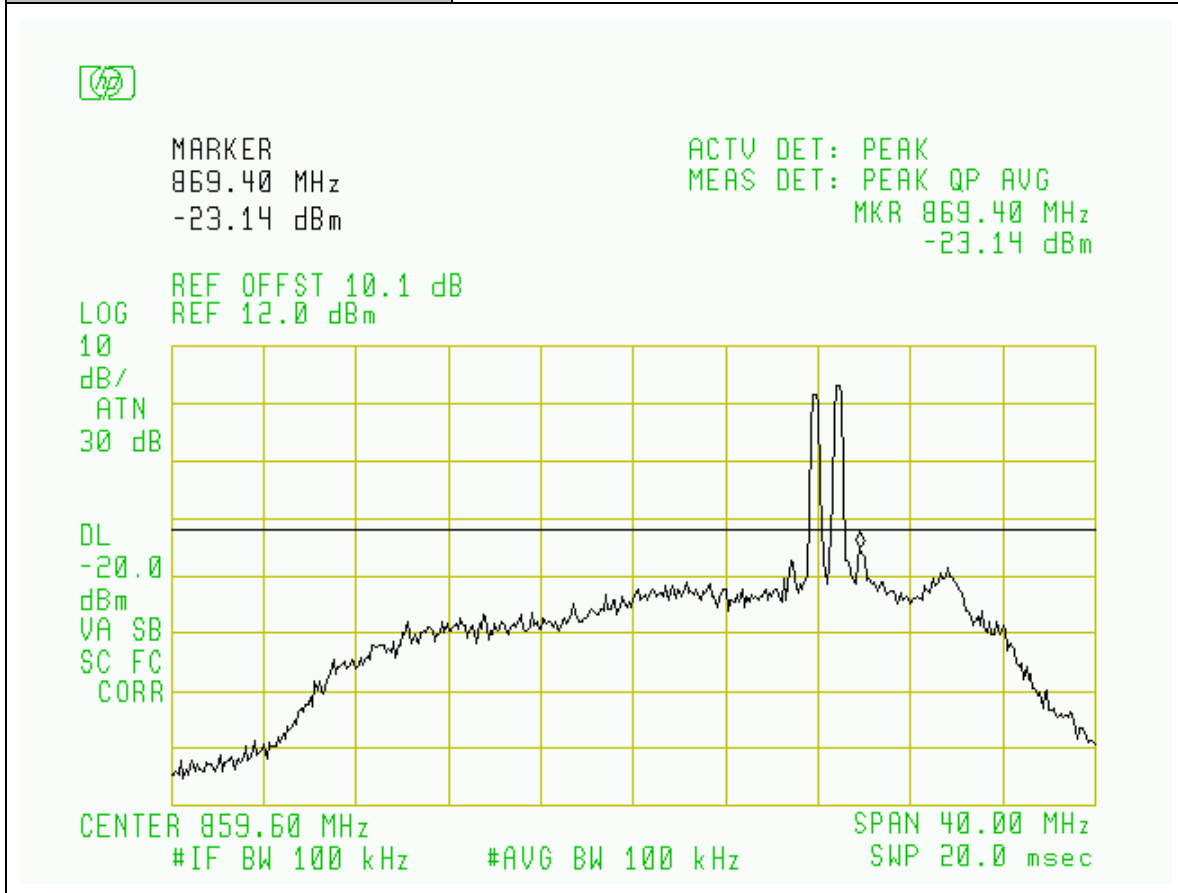
Project Number:	0048-060206-01
EUT:	Shyam Dual Band Home Booster DBHB-20-S8-S9
SN:	DBHBIDEN001
Tested By:	Wei Li
Temperature:	70°F
Humidity:	30%

Section:	Spurious Emissions at Antenna Terminals: Band I Bands / APCO25 Modulation
Plot Name:	Uplink, Mid-Chn, Intermodulation
Configuration:	SG Input: -50dBm, Output Port: EUT BTS



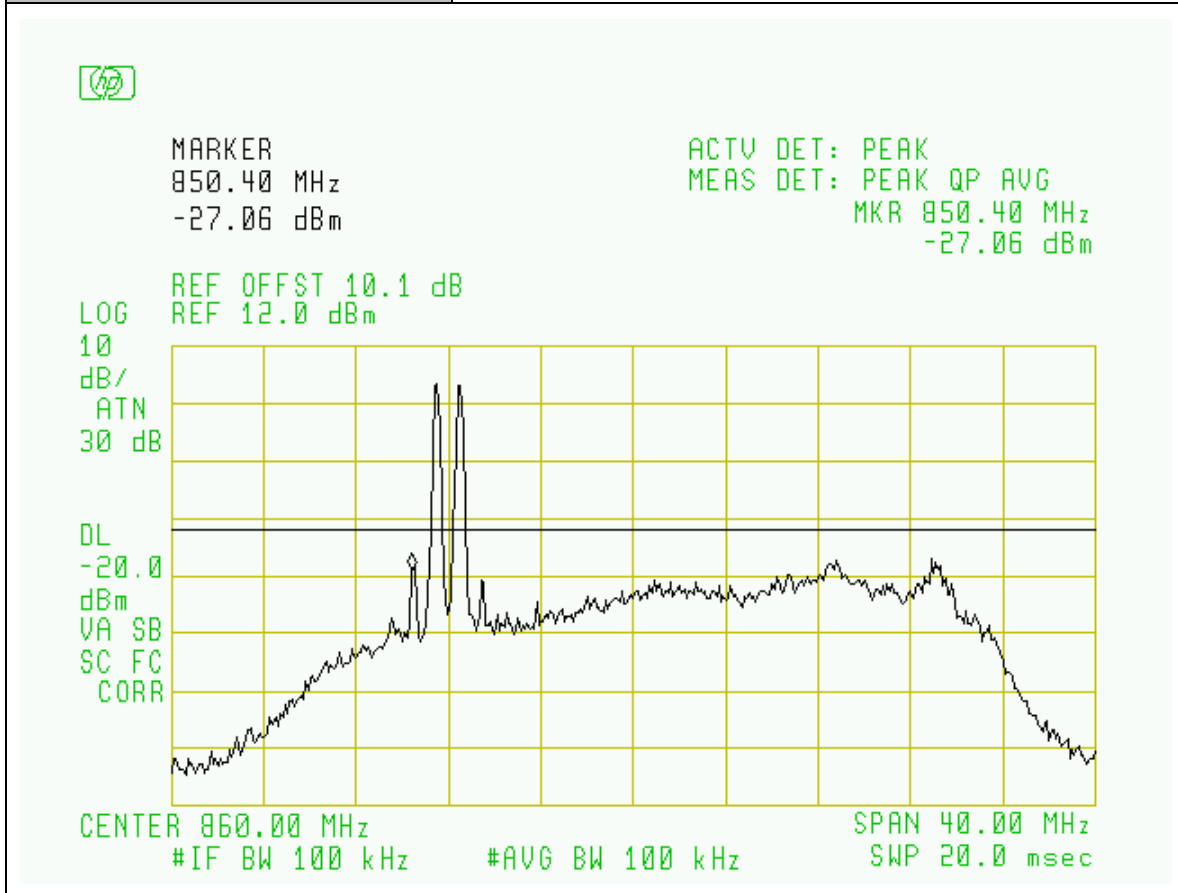
Project Number:	0048-060206-01
EUT:	Shyam Dual Band Home Booster DBHB-20-S8-S9
SN:	DBHBIDEN001
Tested By:	Wei Li
Temperature:	70° F
Humidity:	30%

Section:	Spurious Emissions at Antenna Terminals: Band I Bands / APCO25 Modulation
Plot Name:	DL, High-Chn, Intermodulation, Upper Bandedge
Configuration:	SG Input: -60dBm, Output Port: EUT MOBILE



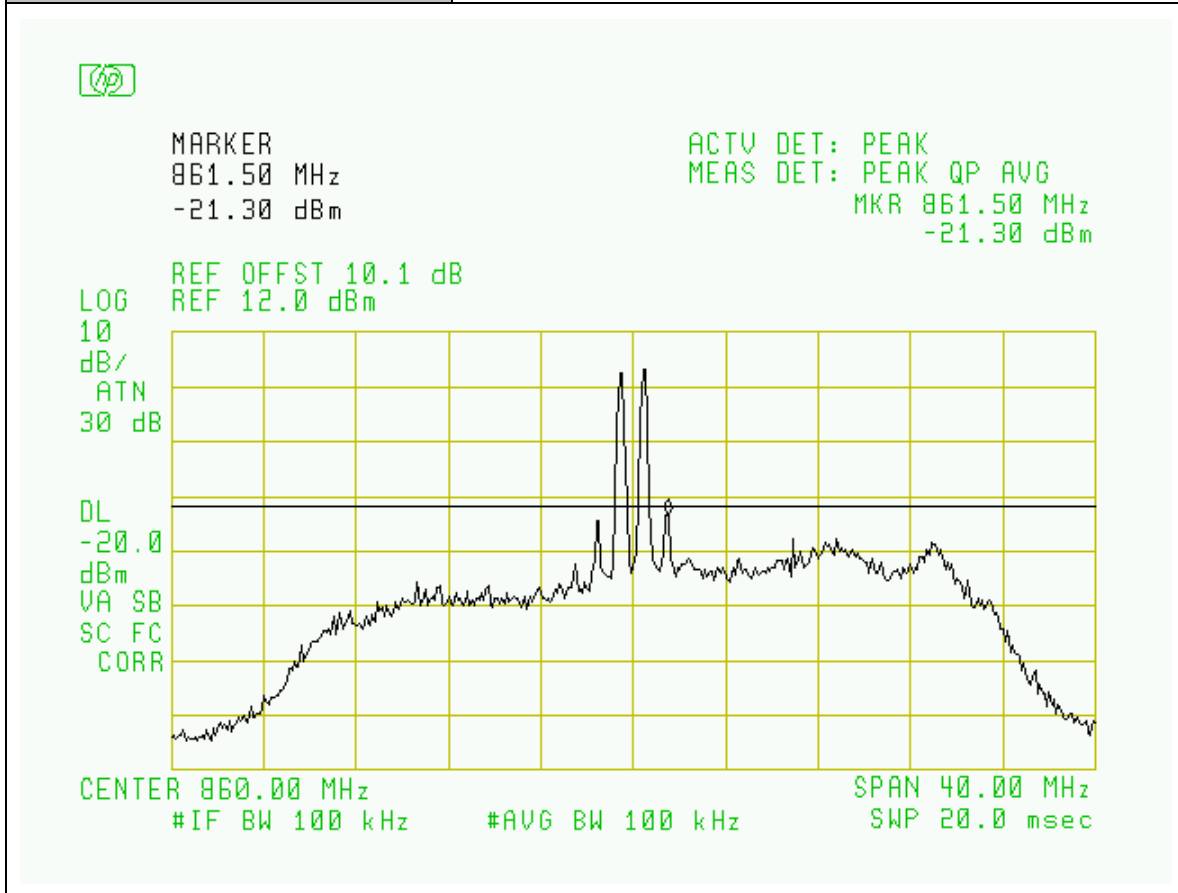
Project Number:	0048-060206-01
EUT:	Shyam Dual Band Home Booster DBHB-20-S8-S9
SN:	DBHBIDEN001
Tested By:	Wei Li
Temperature:	70°F
Humidity:	30%

Section:	Spurious Emissions at Antenna Terminals: Band I Bands / APCO25 Modulation
Plot Name:	DL, Low-Chn, Intermodulation, Lower Bandedge
Configuration:	SG Input: -60dBm, Output Port: EUT MOBILE



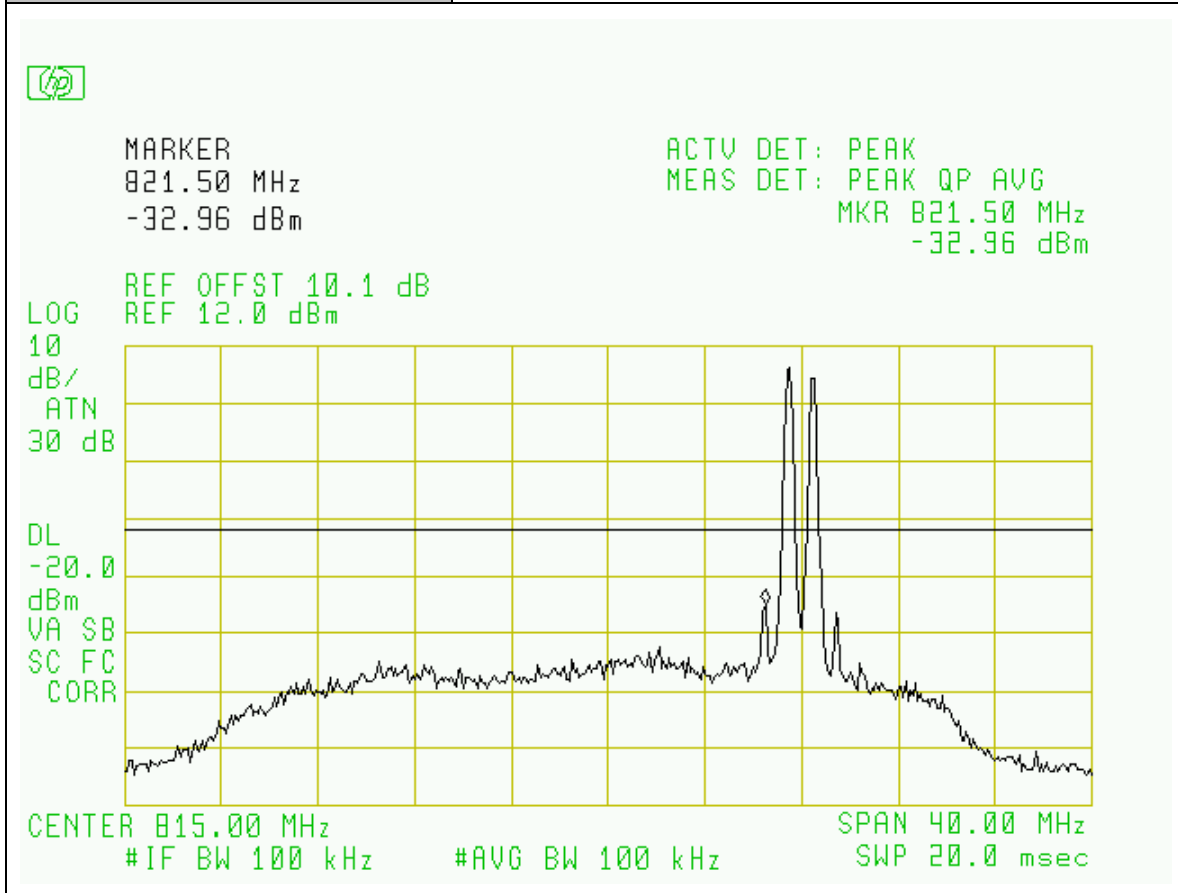
Project Number:	0048-060206-01
EUT:	Shyam Dual Band Home Booster DBHB-20-S8-S9
SN:	DBHBIDEN001
Tested By:	Wei Li
Temperature:	70°F
Humidity:	30%

Section:	Spurious Emissions at Antenna Terminals: Band I Bands / APCO25 Modulation
Plot Name:	Downlink, Mid-Chn, Intermodulation
Configuration:	SG Input: -60dBm, Output Port: EUT MOBILE



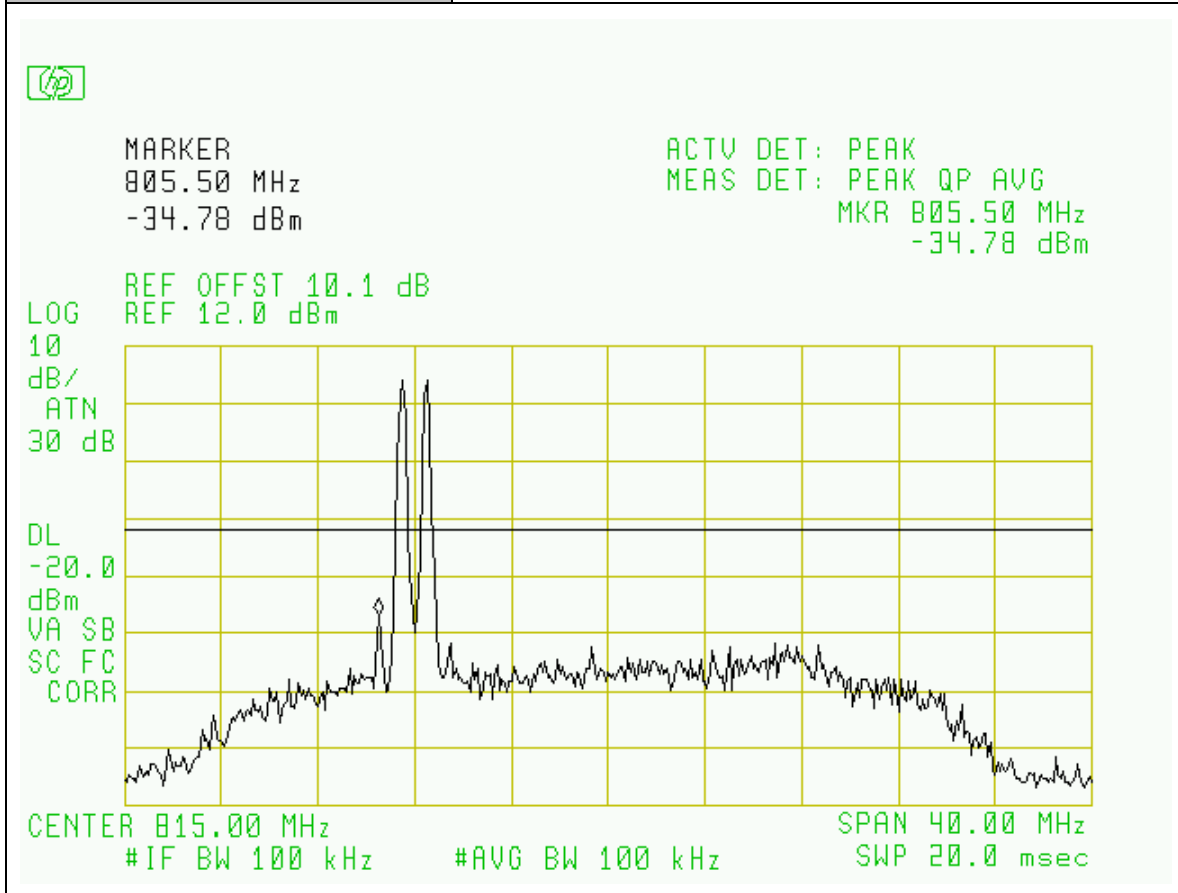
Project Number:	0048-060206-01
EUT:	Shyam Dual Band Home Booster DBHB-20-S8-S9
SN:	DBHBIDEN001
Tested By:	Edward Lee
Temperature:	70° F
Humidity:	30%

Section:	Spurious Emissions at Antenna Terminals: Band I Bands / IDEN Modulation
Plot Name:	UL, Hi-Chn, Intermodulation , Upper Bandedge
Configuration:	SG Input: -50dBm, Output Port: EUT BTS



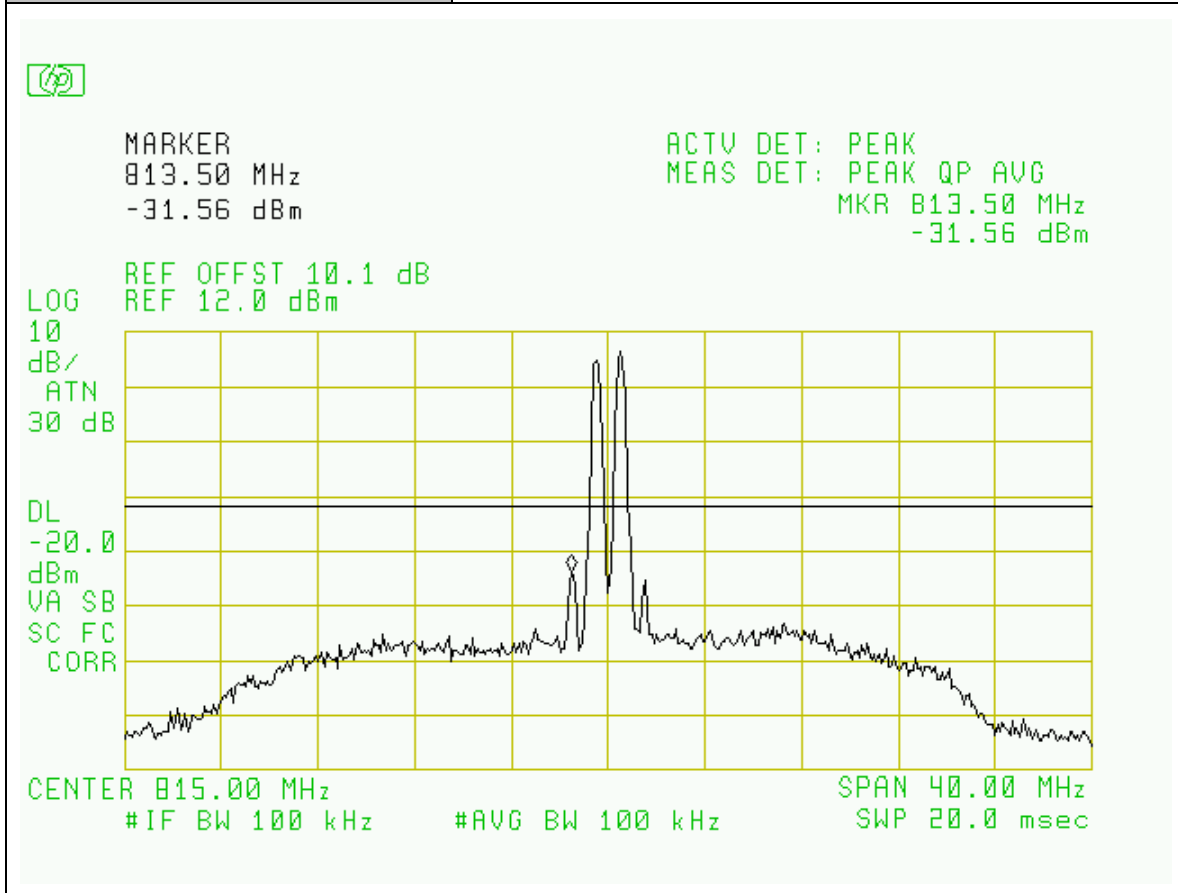
Project Number:	0048-060206-01
EUT:	Shyam Dual Band Home Booster DBHB-20-S8-S9
SN:	DBHBIDEN001
Tested By:	Edward Lee
Temperature:	70° F
Humidity:	30%

Section:	Spurious Emissions at Antenna Terminals: Band I Bands / IDEN Modulation
Plot Name:	UL, Low-Chn, Intermodulation , Lower Bandedge
Configuration:	SG Input: -50dBm, Output Port: EUT BTS



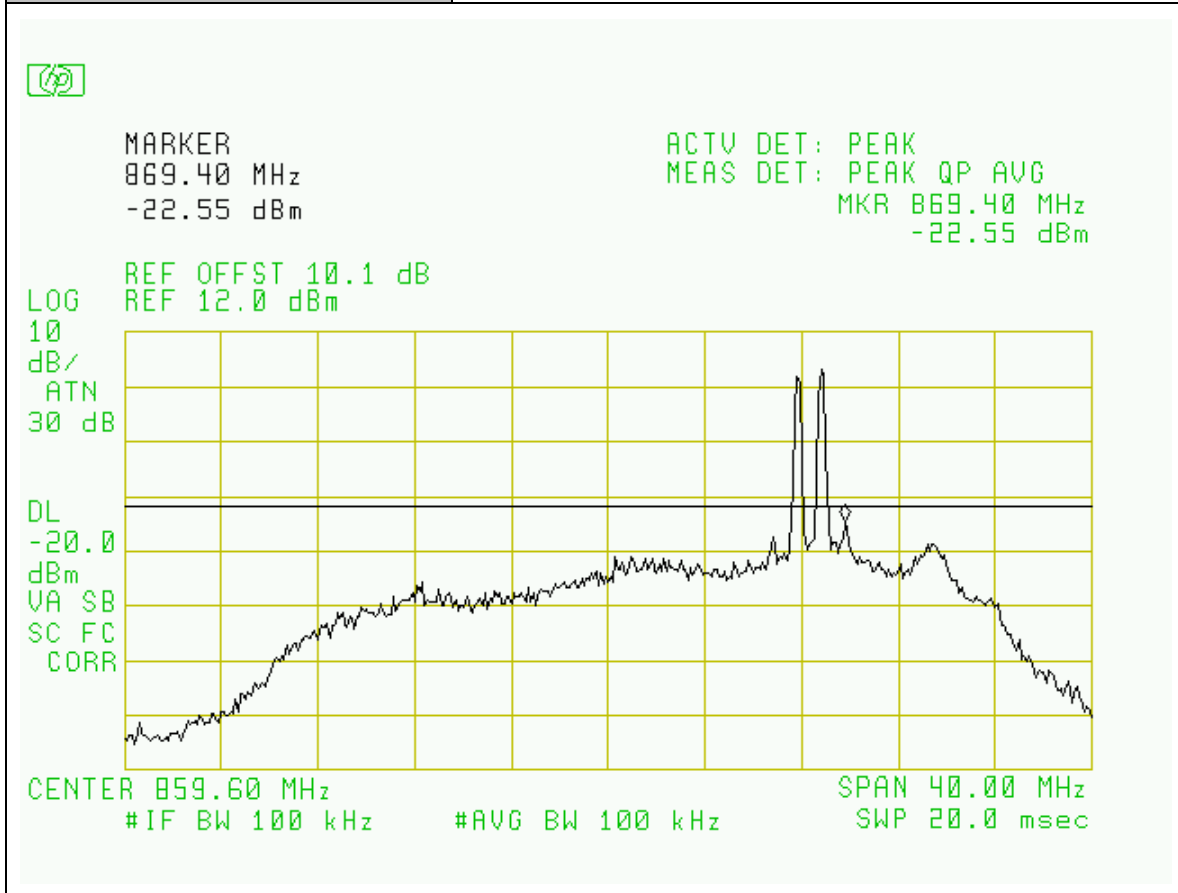
Project Number:	0048-060206-01
EUT:	Shyam Dual Band Home Booster DBHB-20-S8-S9
SN:	DBHBIDEN001
Tested By:	Edward Lee
Temperature:	70° F
Humidity:	30%

Section:	Spurious Emissions at Antenna Terminals: Band I Bands / IDEN Modulation
Plot Name:	Uplink, Mid-Chn, Intermodulation
Configuration:	SG Input: -50dBm, Output Port: EUT BTS



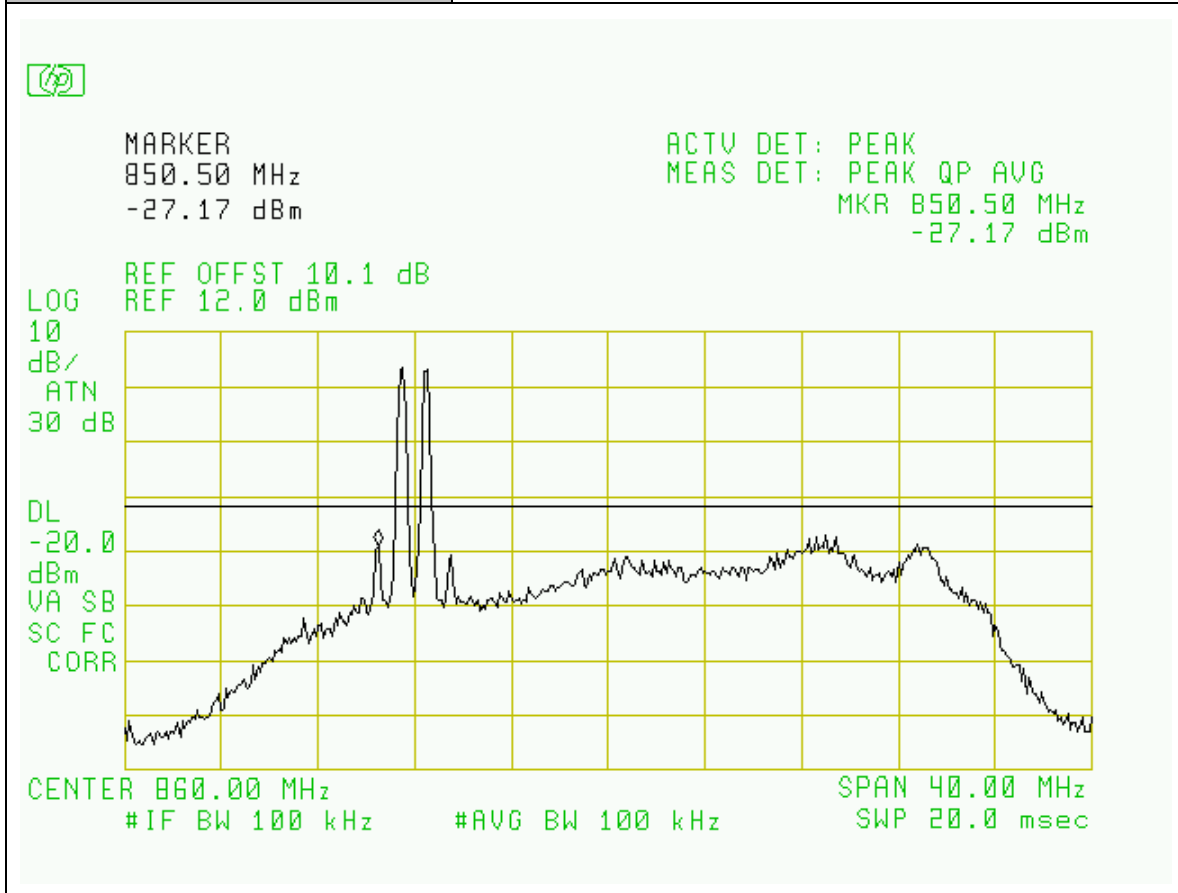
Project Number:	0048-060206-01
EUT:	Shyam Dual Band Home Booster DBHB-20-S8-S9
SN:	DBHBIDEN001
Tested By:	Edward Lee
Temperature:	70° F
Humidity:	30%

Section:	Spurious Emissions at Antenna Terminals: Band I Bands / IDEN Modulation
Plot Name:	Downlink, Hi-Chn, Intermodulation , Upper Bandedge
Configuration:	SG Input: -60dBm, Output Port: EUT MOBILE



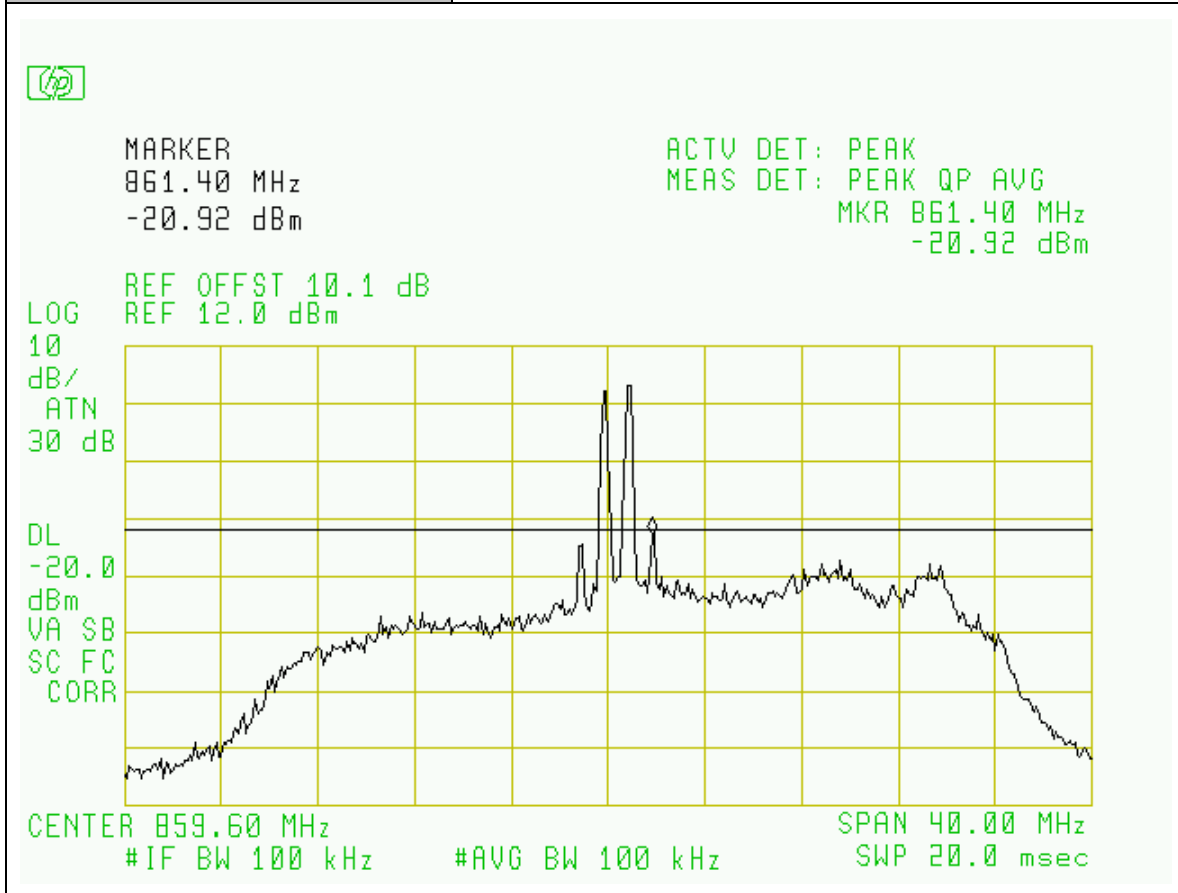
Project Number:	0048-060206-01
EUT:	Shyam Dual Band Home Booster DBHB-20-S8-S9
SN:	DBHBIDEN001
Tested By:	Edward Lee
Temperature:	70° F
Humidity:	30%

Section:	Spurious Emissions at Antenna Terminals: Band I Bands / IDEN Modulation
Plot Name:	Downlink, Low-Chn, Intermodulation , Lower Bandedge
Configuration:	SG Input: -60dBm, Output Port: EUT MOBILE



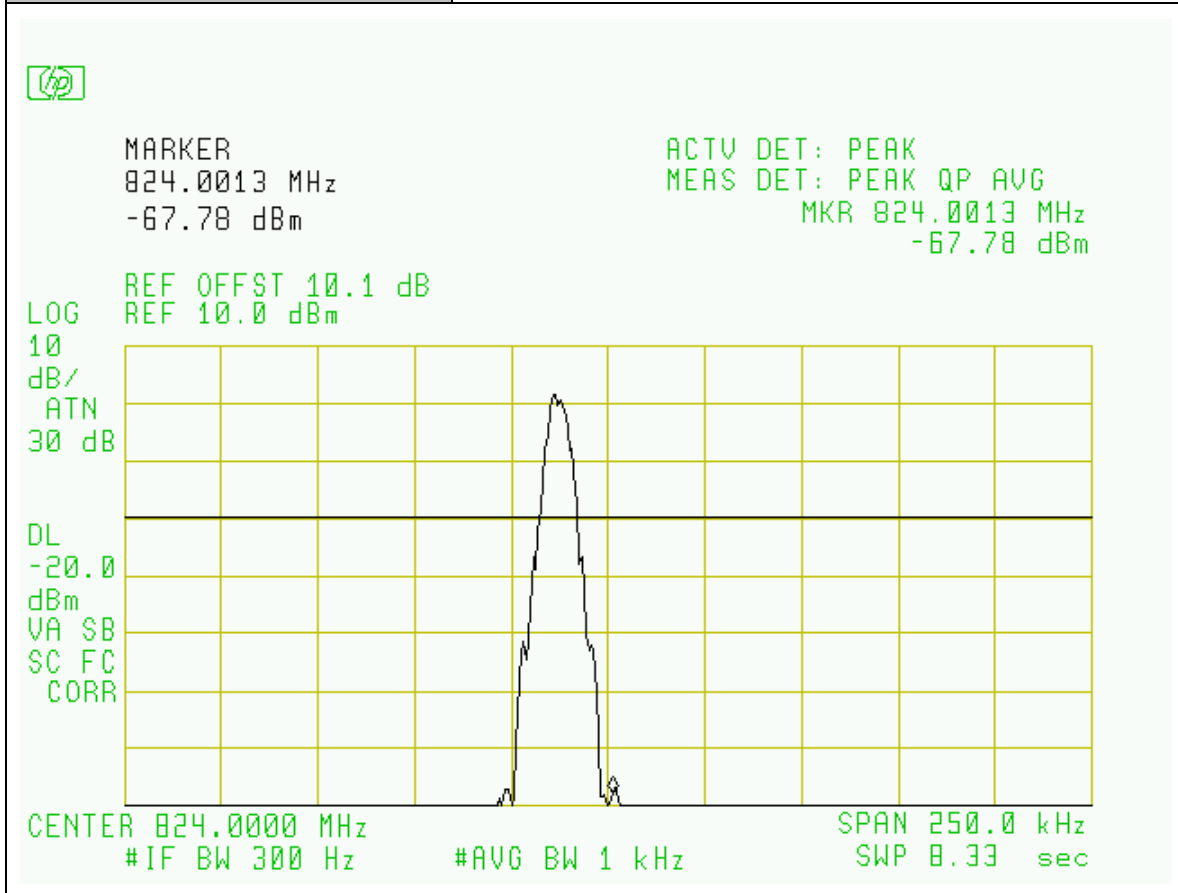
Project Number:	0048-060206-01
EUT:	Shyam Dual Band Home Booster DBHB-20-S8-S9
SN:	DBHBIDEN001
Tested By:	Edward Lee
Temperature:	70° F
Humidity:	30%

Section:	Spurious Emissions at Antenna Terminals: Band I Bands / IDEN Modulation
Plot Name:	Downlink, Mid-Chn, Intermodulation
Configuration:	SG Input: -60dBm, Output Port: EUT MOBILE



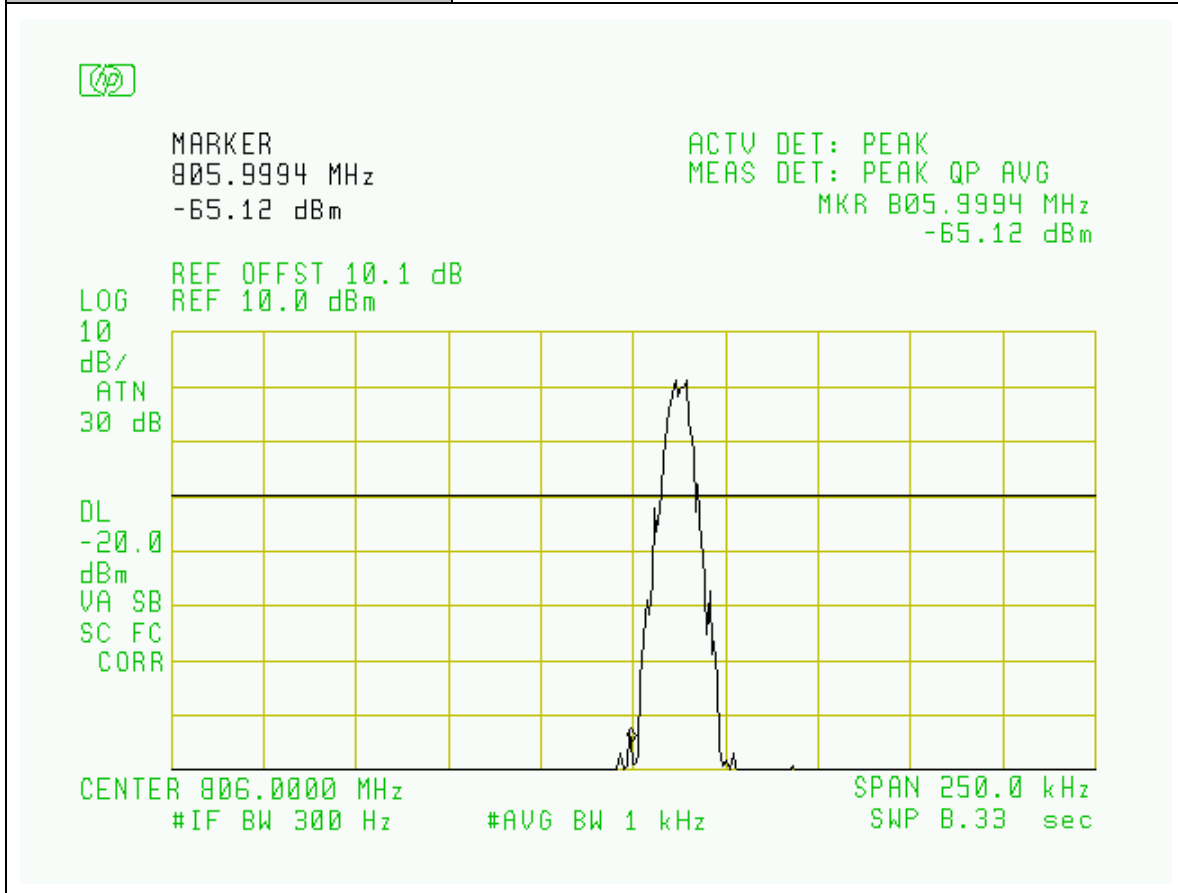
Project Number:	0048-060206-01
EUT:	Shyam Dual Band Home Booster DBHB-20-S8-S9
SN:	DBHBIDEN001
Tested By:	Edward Lee
Temperature:	70° F
Humidity:	30%

Section:	Spurious Emissions at Antenna Terminals: Band I Bands / APCO25 Modulation
Plot Name:	UL, Hi-Chn, Upper Band Edge+1MHz
Configuration:	SG Input: -50dBm, Output Port: EUT BTS



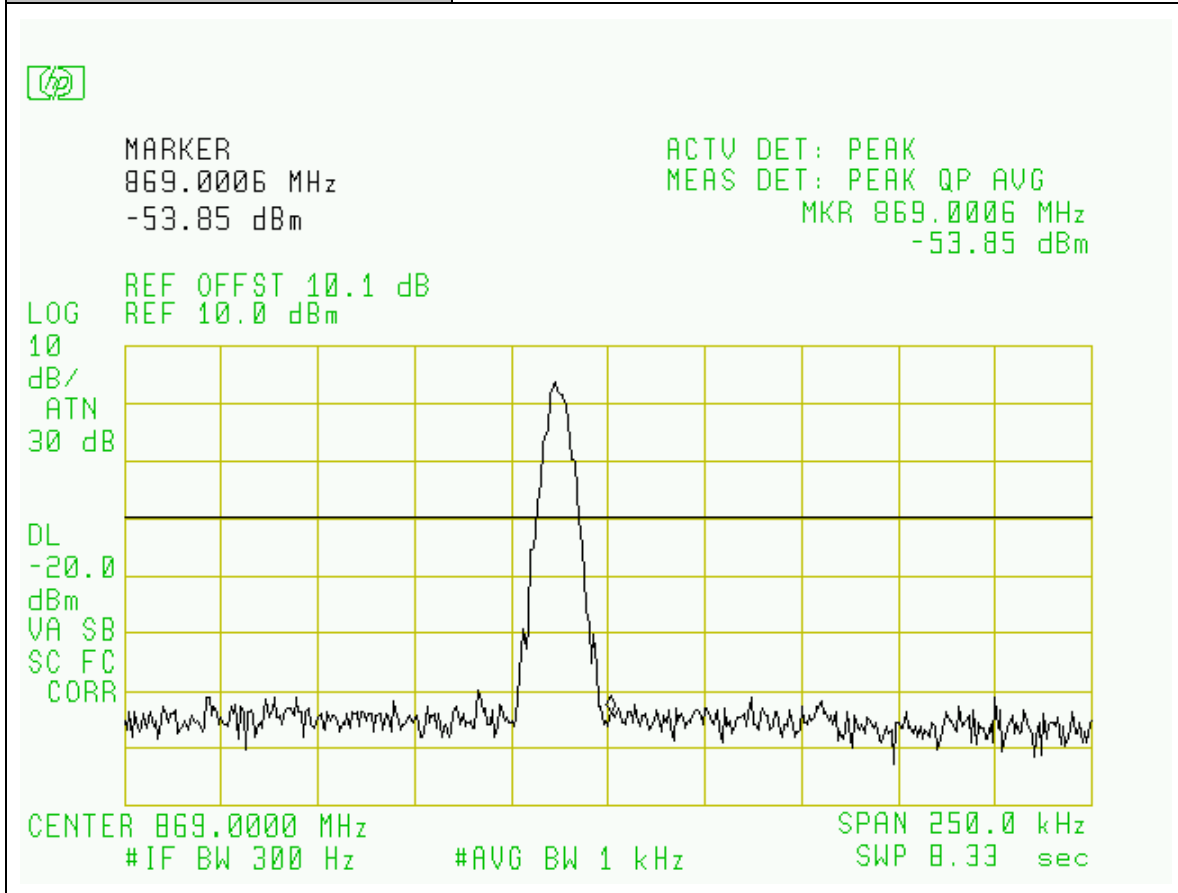
Project Number:	0048-060206-01
EUT:	Shyam Dual Band Home Booster DBHB-20-S8-S9
SN:	DBHBIDEN001
Tested By:	Edward Lee
Temperature:	70°F
Humidity:	30%

Section:	Spurious Emissions at Antenna Terminals: Band I Bands / APCO25 Modulation
Plot Name:	UL, Low-Chn, Lower Band Edge -1MHz
Configuration:	SG Input: -50dBm, Output Port: EUT BTS



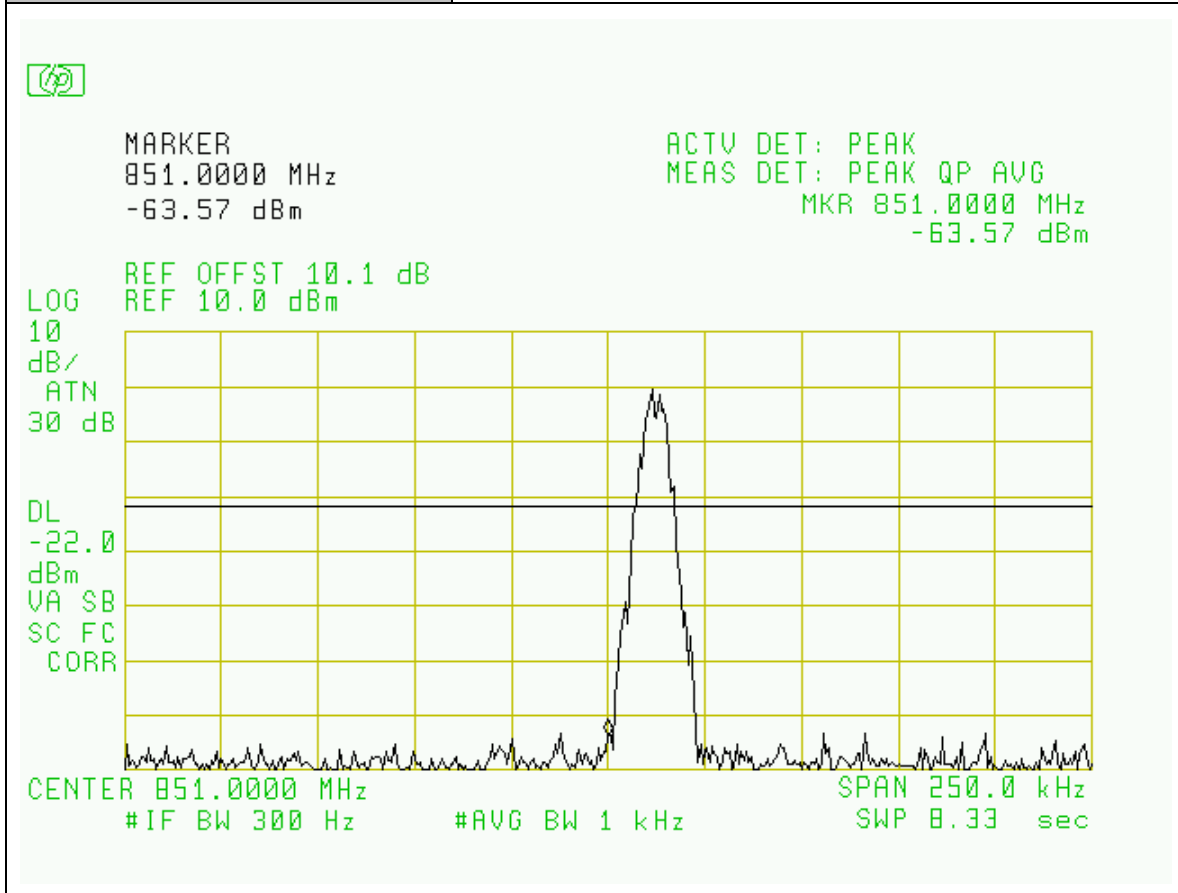
Project Number:	0048-060206-01
EUT:	Shyam Dual Band Home Booster DBHB-20-S8-S9
SN:	DBHBIDEN001
Tested By:	Edward Lee
Temperature:	70° F
Humidity:	30%

Section:	Spurious Emissions at Antenna Terminals: Band I Bands / APCO25 Modulation
Plot Name:	DL, Hi-Chn, Upper Band Edge+1MHz
Configuration:	SG Input: -60dBm, Output Port: EUT MOBILE



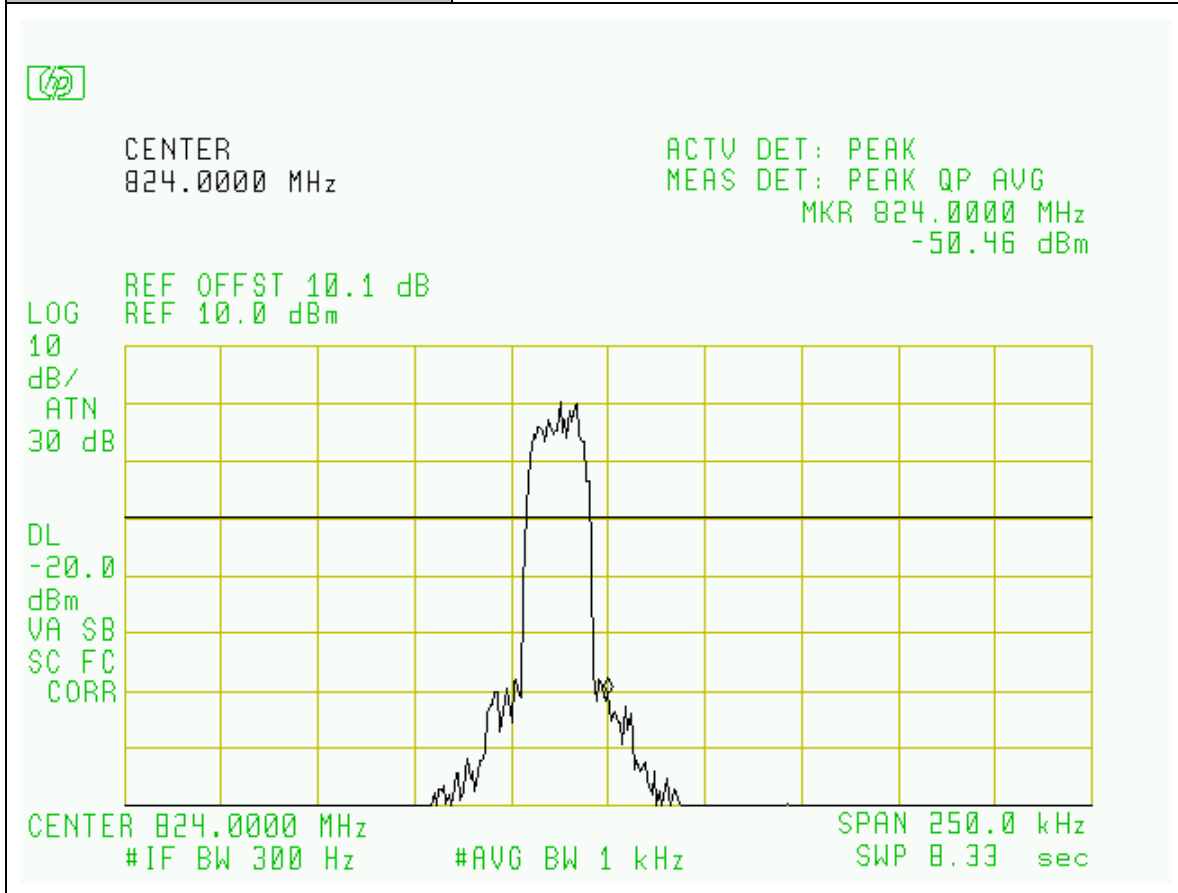
Project Number:	0048-060206-01
EUT:	Shyam Dual Band Home Booster DBHB-20-S8-S9
SN:	DBHBIDEN001
Tested By:	Edward Lee
Temperature:	70° F
Humidity:	30%

Section:	Spurious Emissions at Antenna Terminals: Band I Bands / APCO25 Modulation
Plot Name:	DL, Low-Chn, Lower Band Edge -1MHz
Configuration:	SG Input: -60dBm, Output Port: EUT MOBILE



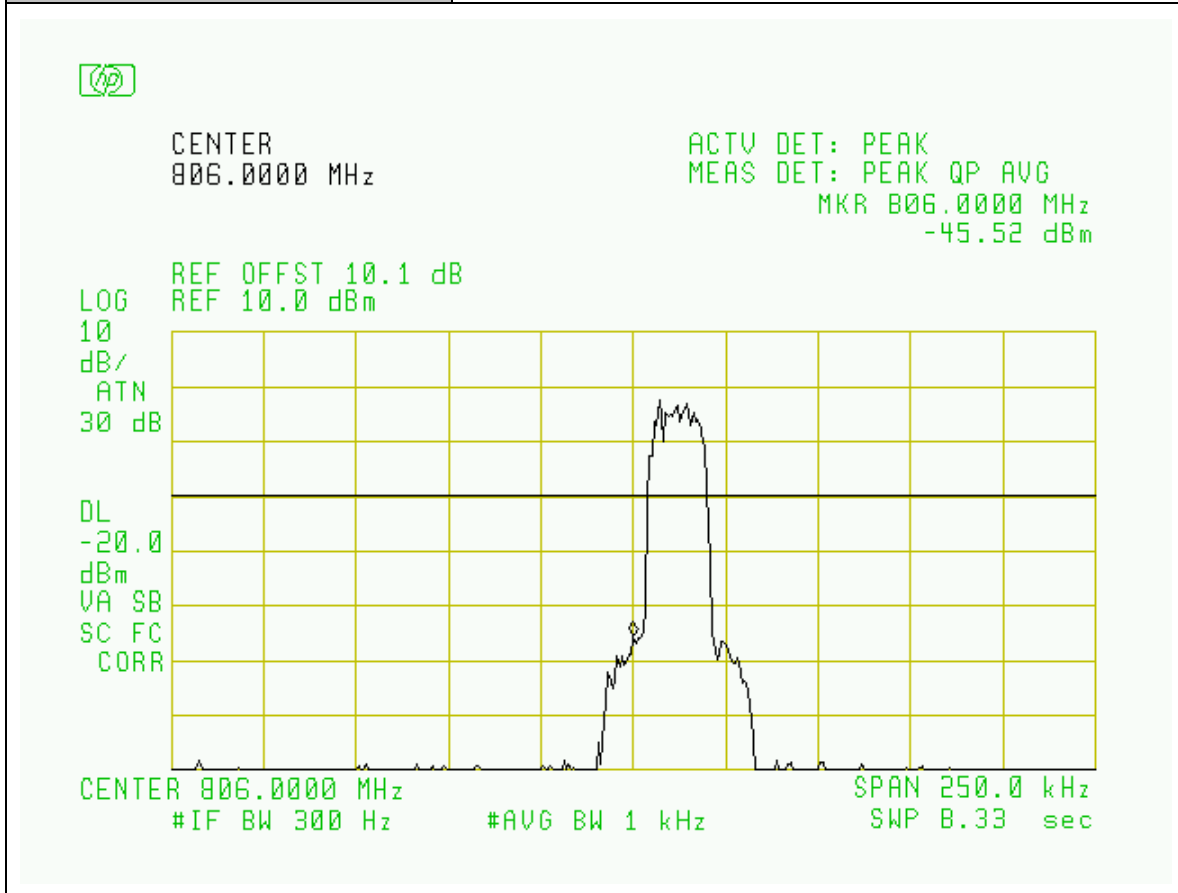
Project Number:	0048-060206-01
EUT:	Shyam Dual Band Home Booster DBHB-20-S8-S9
SN:	DBHBIDEN001
Tested By:	Edward Lee
Temperature:	70° F
Humidity:	30%

Section:	Spurious Emissions at Antenna Terminals: Band I Bands / IDEN Modulation
Plot Name:	UL, Hi-Chn, Upper Band Edge+1MHz
Configuration:	SG Input: -50dBm, Output Port: EUT BTS



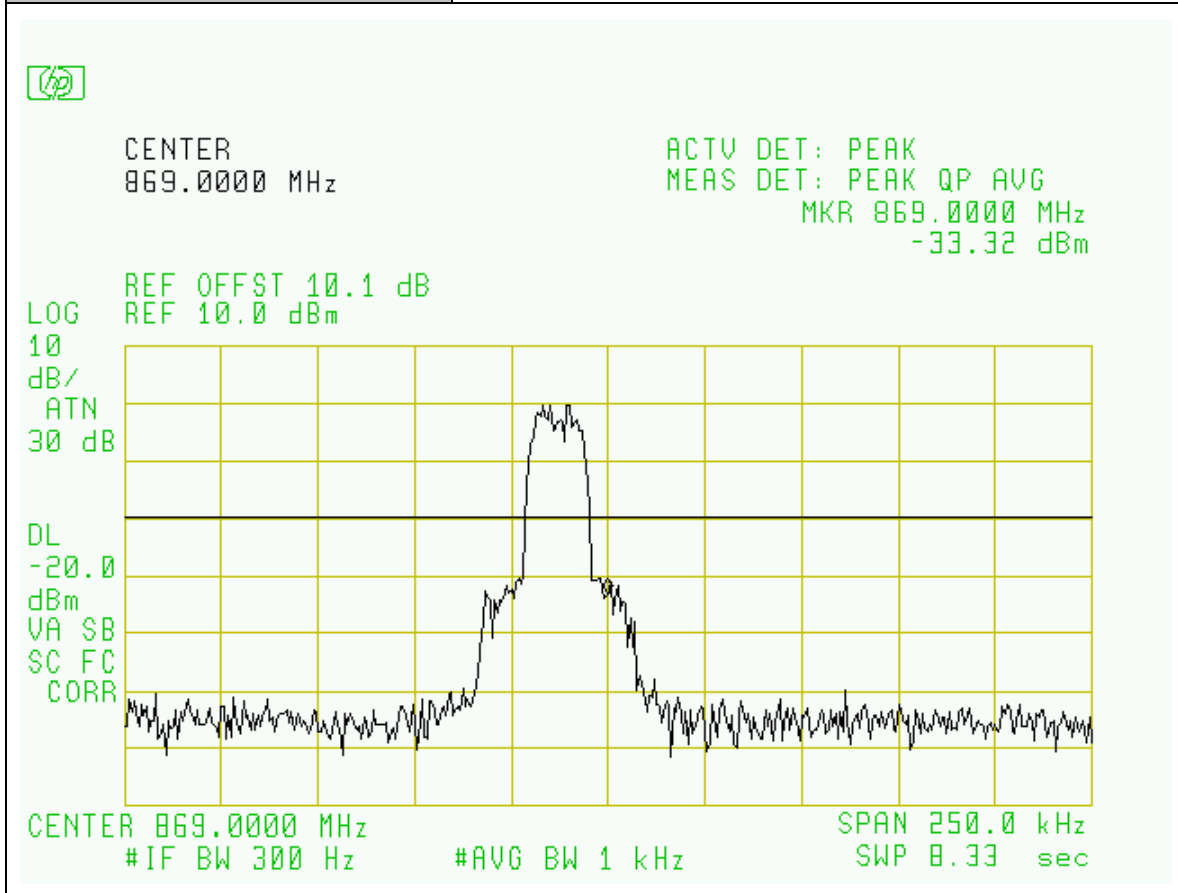
Project Number:	0048-060206-01
EUT:	Shyam Dual Band Home Booster DBHB-20-S8-S9
SN:	DBHBIDEN001
Tested By:	Edward Lee
Temperature:	70°F
Humidity:	30%

Section:	Spurious Emissions at Antenna Terminals: Band I Bands / IDEN Modulation
Plot Name:	UL, Low-Chn, Lower Band Edge -1MHz
Configuration:	SG Input: -50dBm, Output Port: EUT BTS



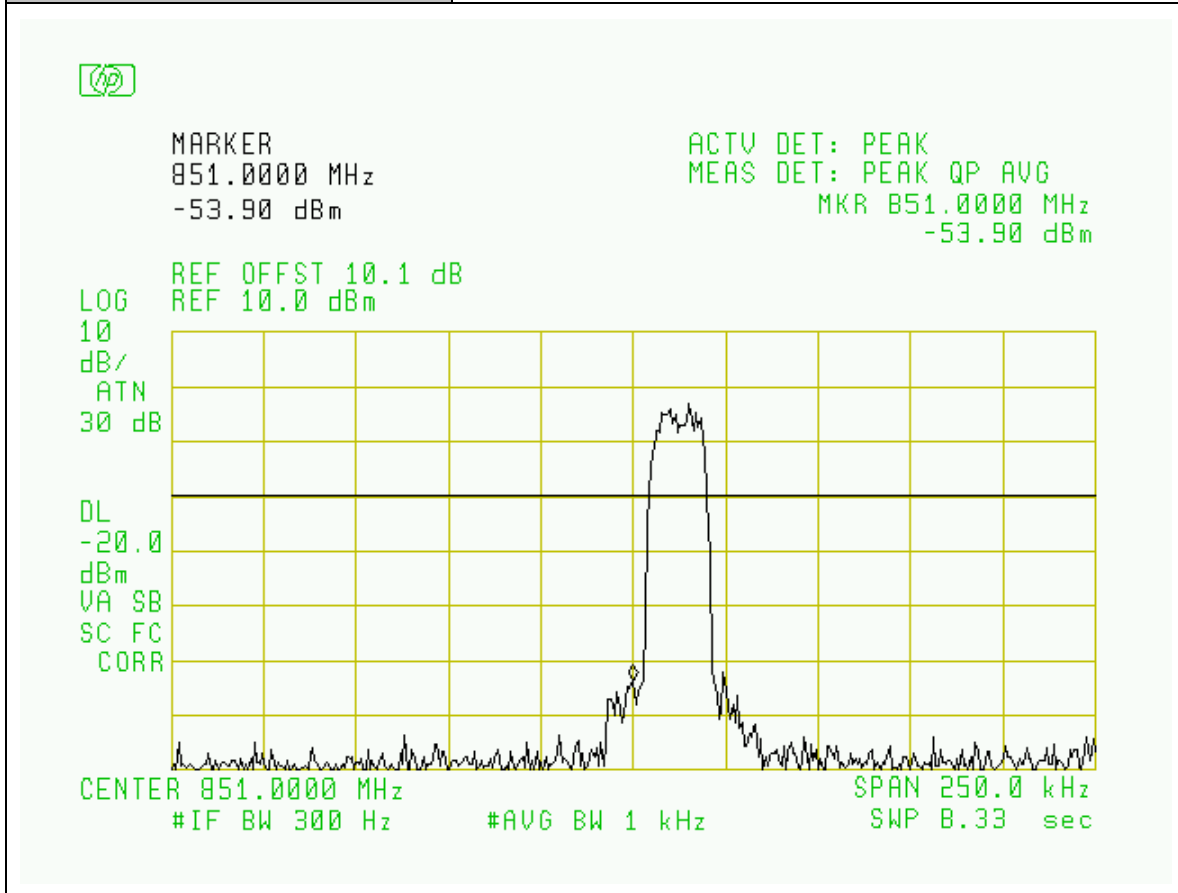
Project Number:	0048-060206-01
EUT:	Shyam Dual Band Home Booster DBHB-20-S8-S9
SN:	DBHBIDEN001
Tested By:	Edward Lee
Temperature:	70° F
Humidity:	30%

Section:	Spurious Emissions at Antenna Terminals: Band I Bands / IDEN Modulation
Plot Name:	DL, Hi-Chn, Upper Band Edge+1MHz
Configuration:	SG Input: -60dBm, Output Port: EUT MOBILE



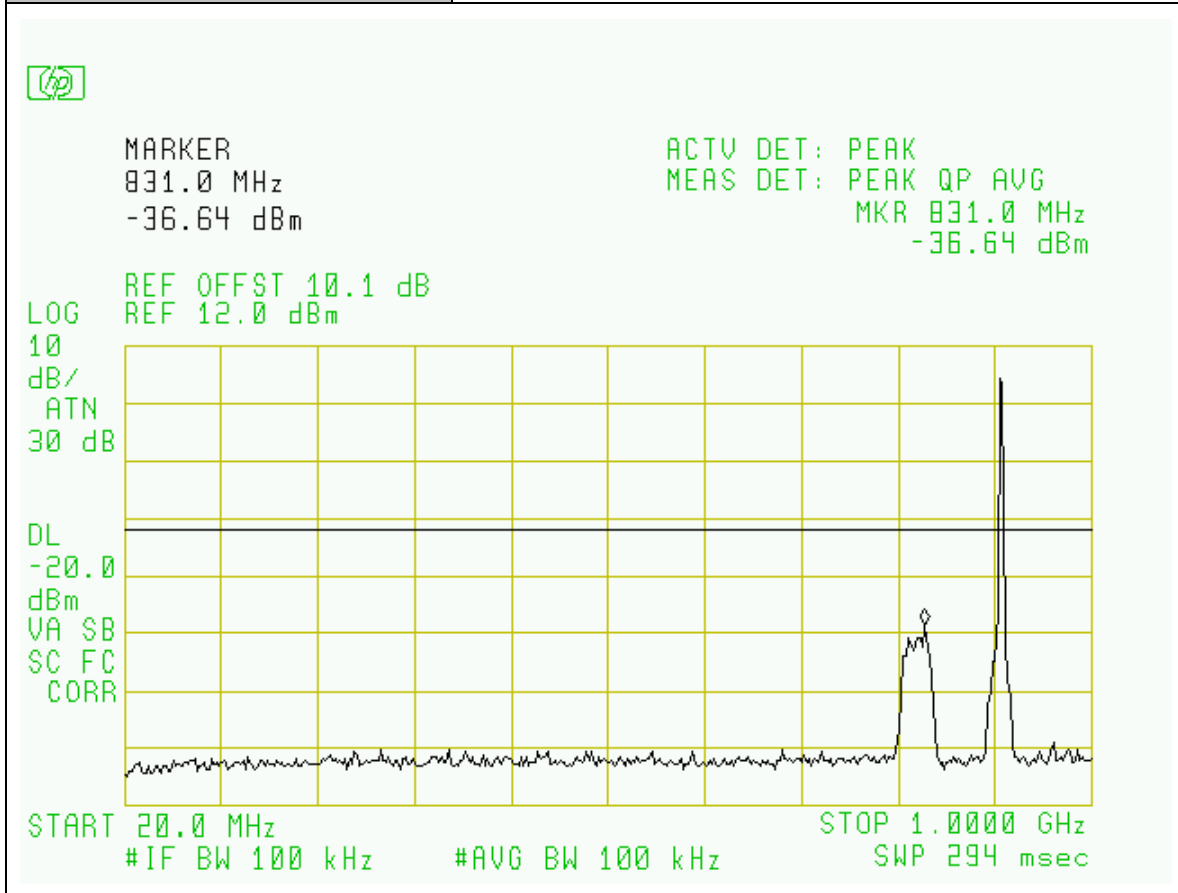
Project Number:	0048-060206-01
EUT:	Shyam Dual Band Home Booster DBHB-20-S8-S9
SN:	DBHBIDEN001
Tested By:	Edward Lee
Temperature:	70°F
Humidity:	30%

Section:	Spurious Emissions at Antenna Terminals: Band I Bands / IDEN Modulation
Plot Name:	DL, Low-Chn, Lower Band Edge+1MHz
Configuration:	SG Input: -60dBm, Output Port: EUT MOBILE



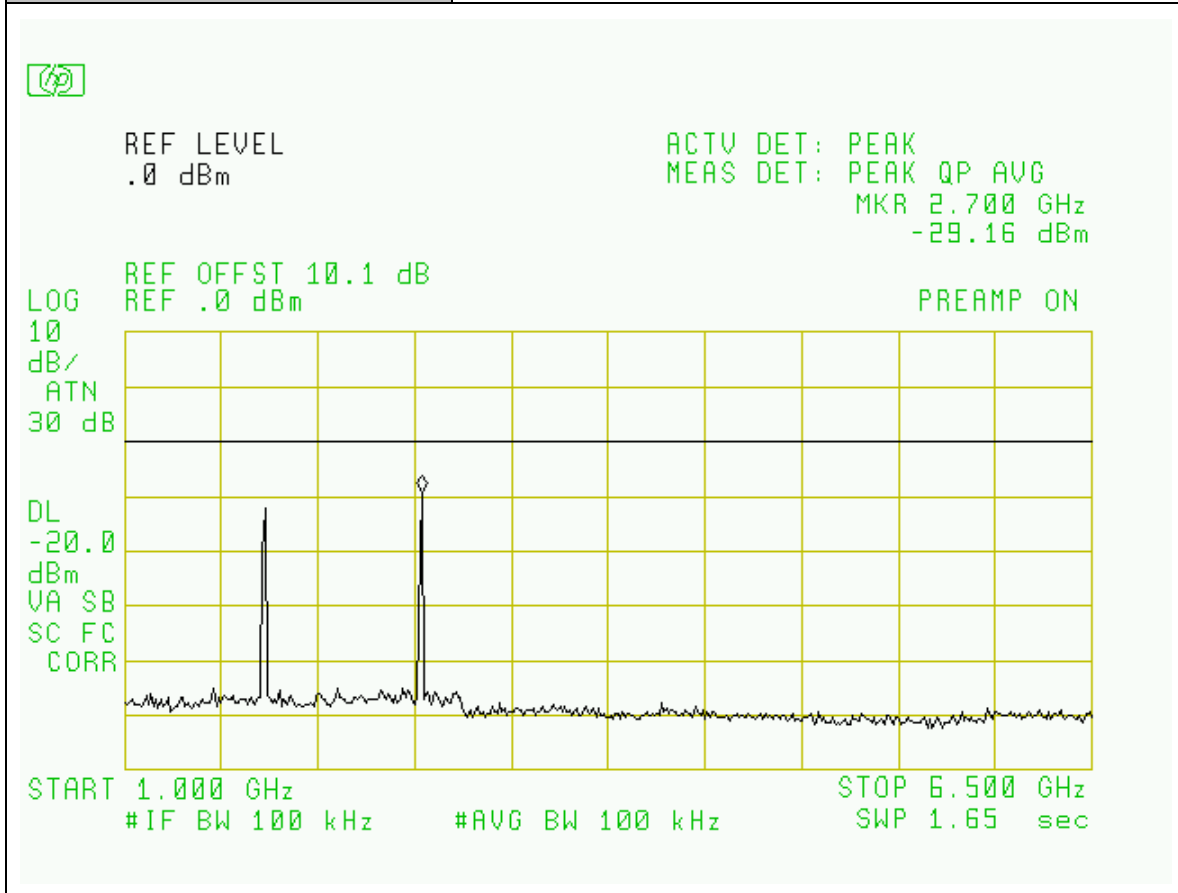
Project Number:	0048-060206-01
EUT:	Shyam Dual Band Home Booster DBHB-20-S8-S9
SN:	DBHBIDEN001
Tested By:	Wei Li
Temperature:	70°F
Humidity:	30%

Section:	Spurious Emissions at Antenna Terminals: BAND II Bands / APCO25 Modulation
Plot Name:	Uplink, Hi-Channel
Configuration:	SG Input: -50dBm, Output Port: EUT BTS



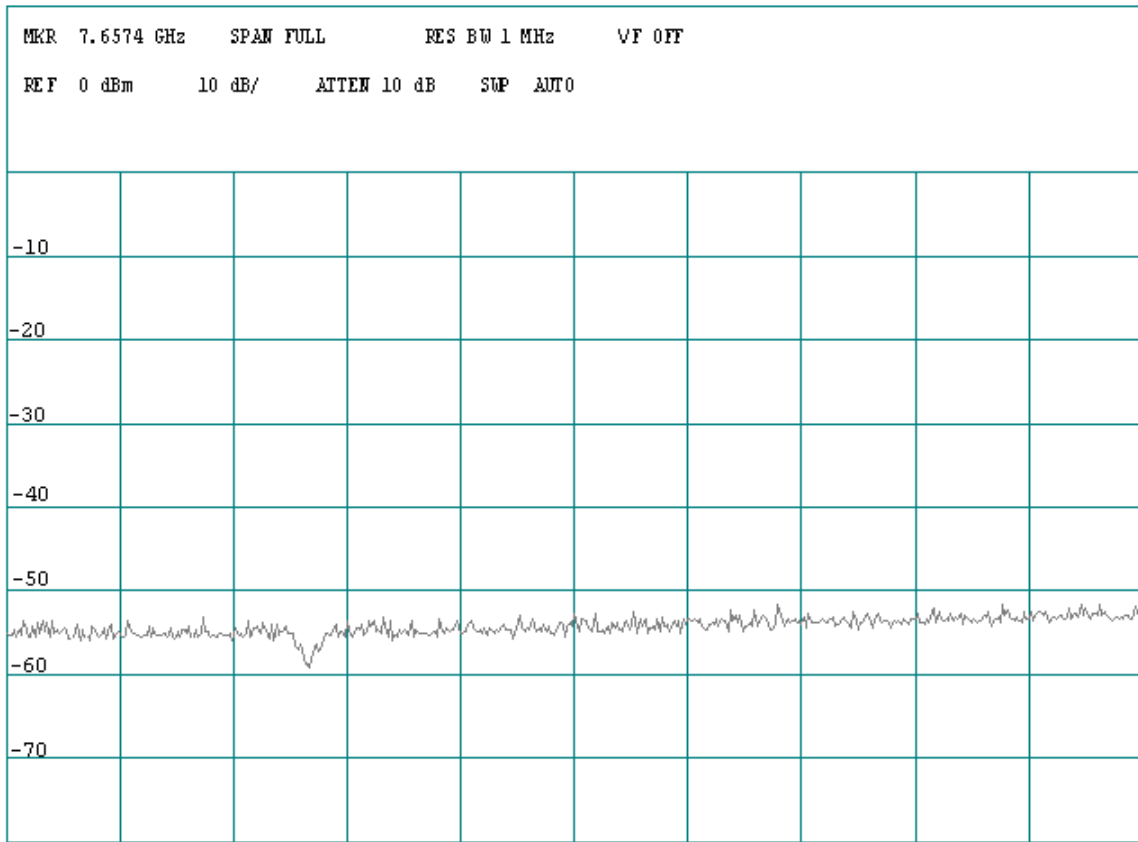
Project Number:	0048-060206-01
EUT:	Shyam Dual Band Home Booster DBHB-20-S8-S9
SN:	DBHBIDEN001
Tested By:	Wei Li
Temperature:	70°F
Humidity:	30%

Section:	Spurious Emissions at Antenna Terminals: BAND II Bands / APCO25 Modulation
Plot Name:	Uplink, Hi-Channel
Configuration:	SG Input: -50dBm, Output Port: EUT BTS



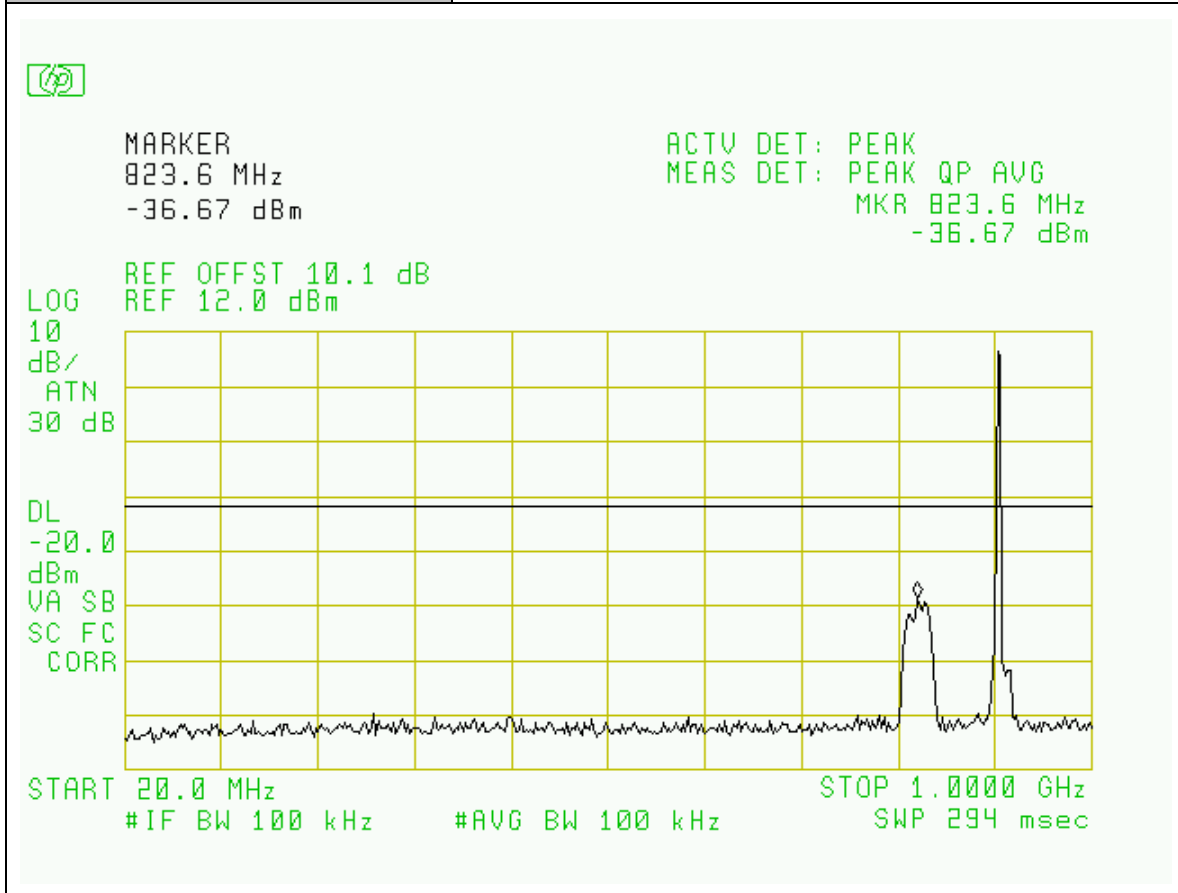
Project Number:	0048-060206-01
EUT:	Shyam Dual Band Home Booster DBHB-20-S8-S9
SN:	DBHBIDEN001
Tested By:	Wei Li
Temperature:	70° F
Humidity:	30%

Section:	Spurious Emissions at Antenna Terminals: BAND II Bands / APCO25 Modulation
Plot Name:	Uplink, Hi-Channel
Configuration:	SG Input: -50dBm, Output Port: EUT BTS



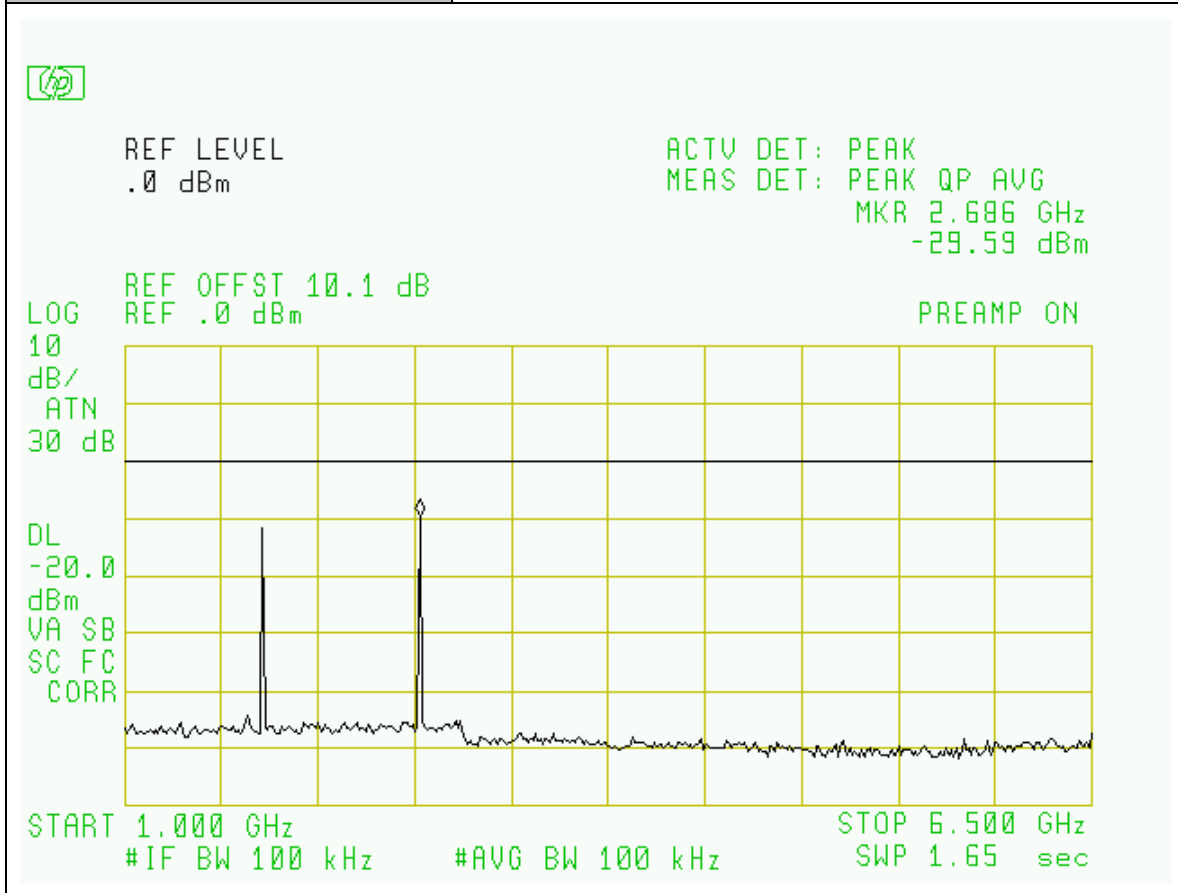
Project Number:	0048-060206-01
EUT:	Shyam Dual Band Home Booster DBHB-20-S8-S9
SN:	DBHBIDEN001
Tested By:	Wei Li
Temperature:	70°F
Humidity:	30%

Section:	Spurious Emissions at Antenna Terminals: BAND II Bands / APCO25 Modulation
Plot Name:	Uplink, Low-Channel
Configuration:	SG Input: -50dBm, Output Port: EUT BTS



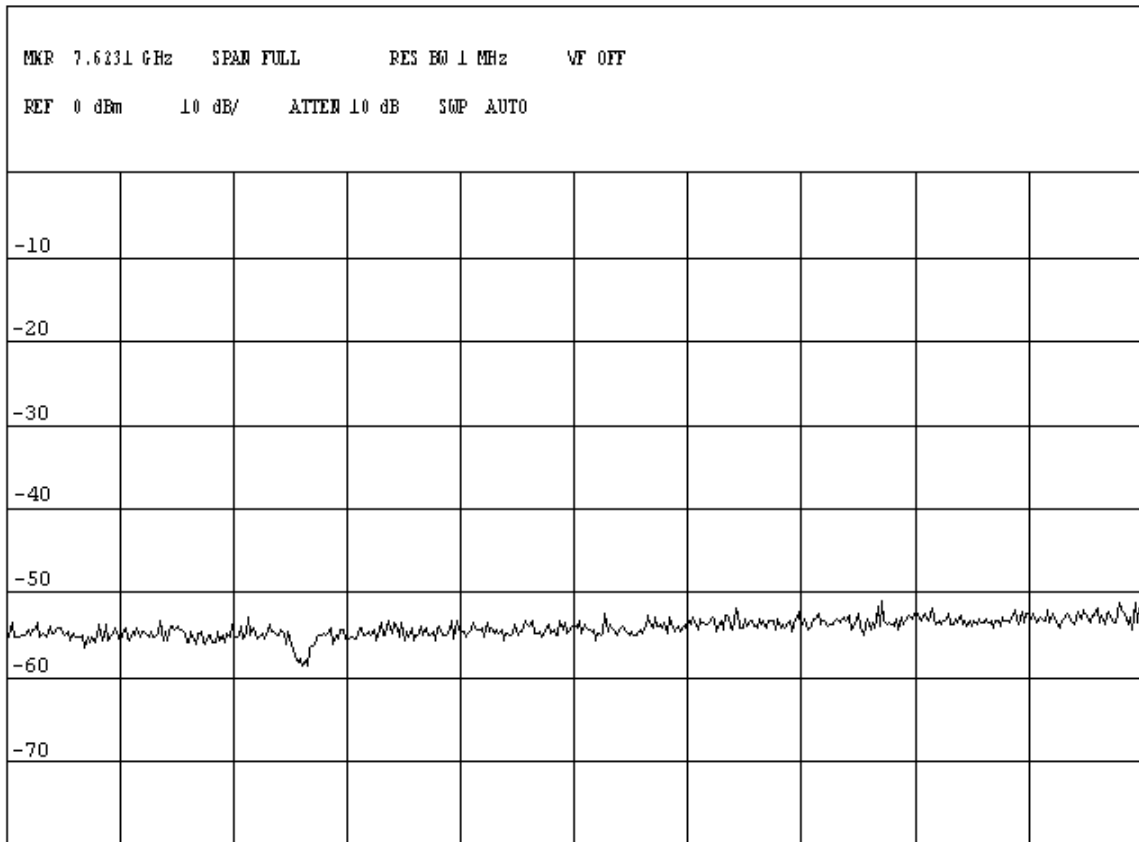
Project Number:	0048-060206-01
EUT:	Shyam Dual Band Home Booster DBHB-20-S8-S9
SN:	DBHBIDEN001
Tested By:	Wei Li
Temperature:	70°F
Humidity:	30%

Section:	Spurious Emissions at Antenna Terminals: BAND II Bands / APCO25 Modulation
Plot Name:	Uplink, Low-Channel
Configuration:	SG Input: -50dBm, Output Port: EUT BTS



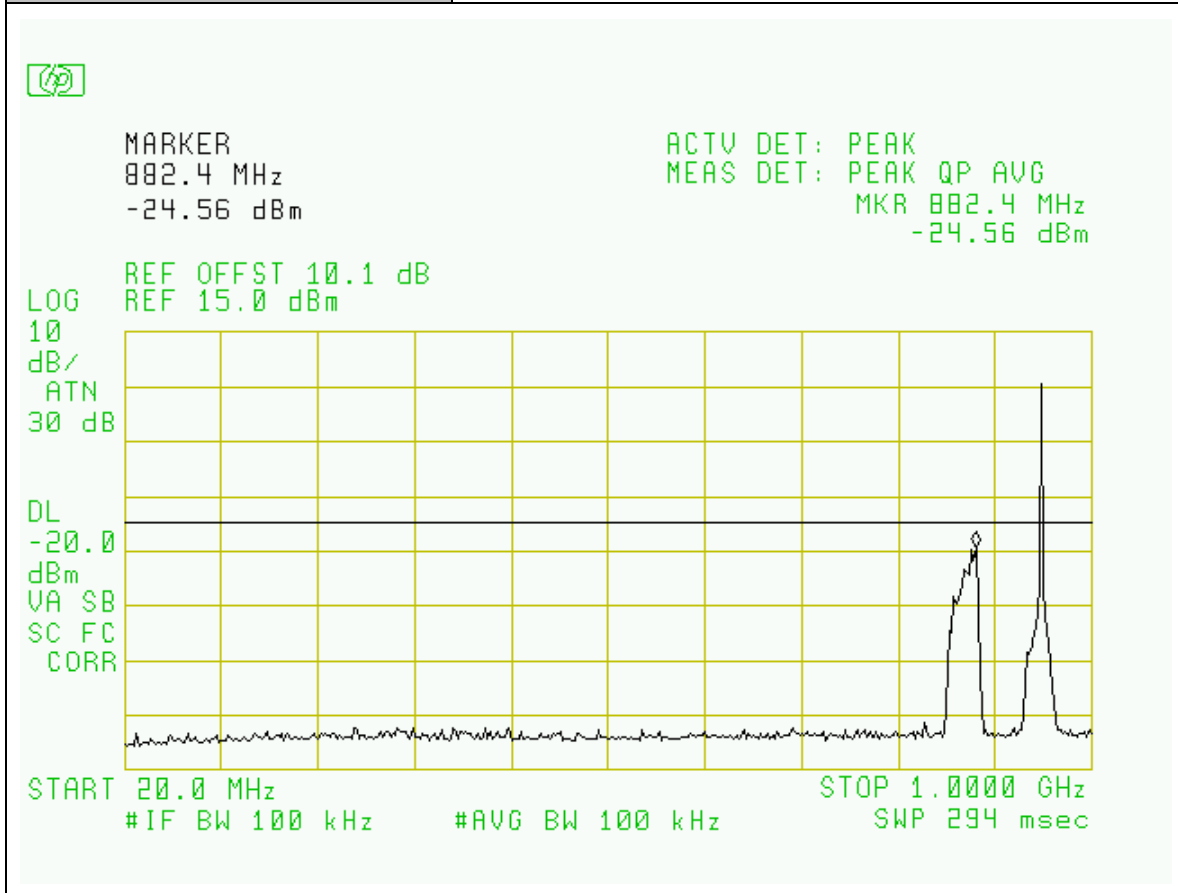
Project Number:	0048-060206-01
EUT:	Shyam Dual Band Home Booster DBHB-20-S8-S9
SN:	DBHBIDEN001
Tested By:	Wei Li
Temperature:	70° F
Humidity:	30%

Section:	Spurious Emissions at Antenna Terminals: BAND II Bands / APCO25 Modulation
Plot Name:	Uplink, Low-Channel
Configuration:	SG Input: -50dBm, Output Port: EUT BTS



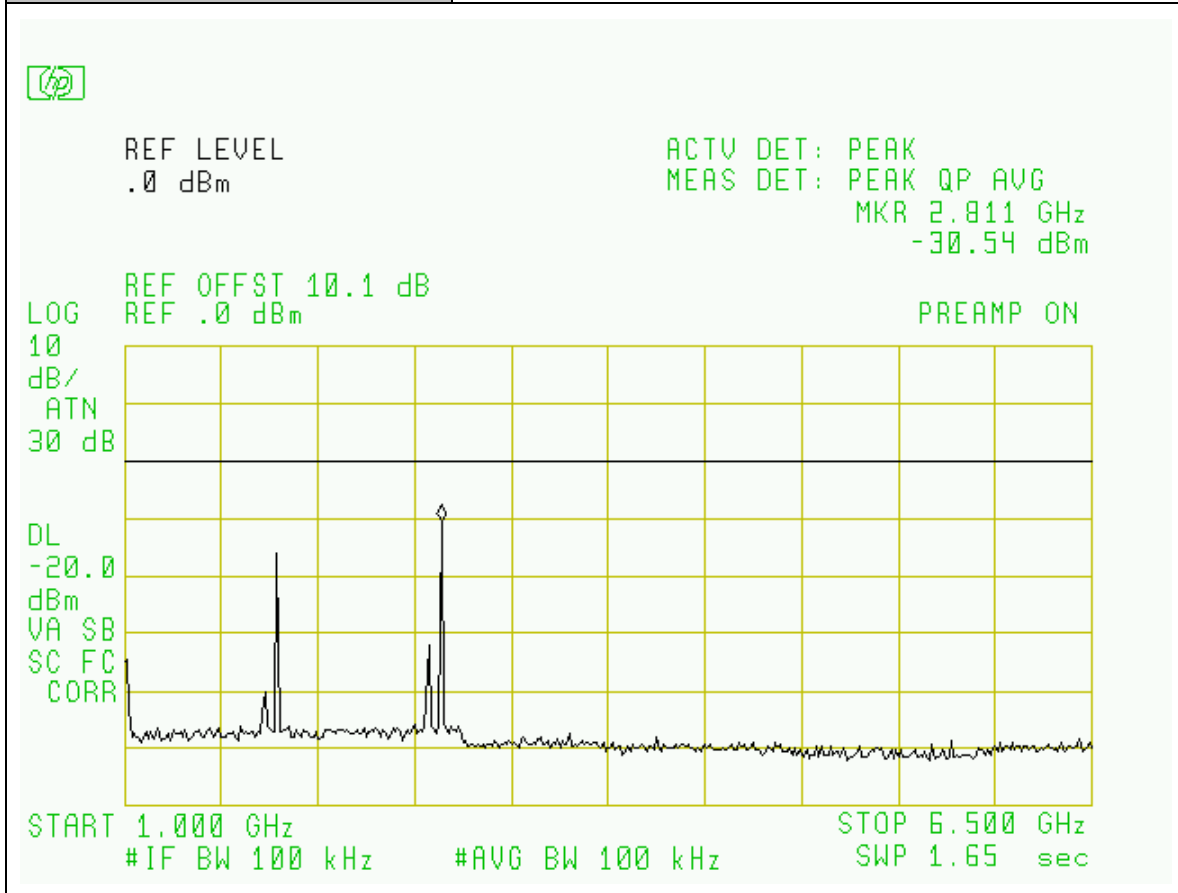
Project Number:	0048-060206-01
EUT:	Shyam Dual Band Home Booster DBHB-20-S8-S9
SN:	DBHBIDEN001
Tested By:	Wei Li
Temperature:	70°F
Humidity:	30%

Section:	Spurious Emissions at Antenna Terminals: BAND II Bands / APCO25 Modulation
Plot Name:	Downlink, Hi-Channel
Configuration:	SG Input: -60dBm, Output Port: EUT MOBILE



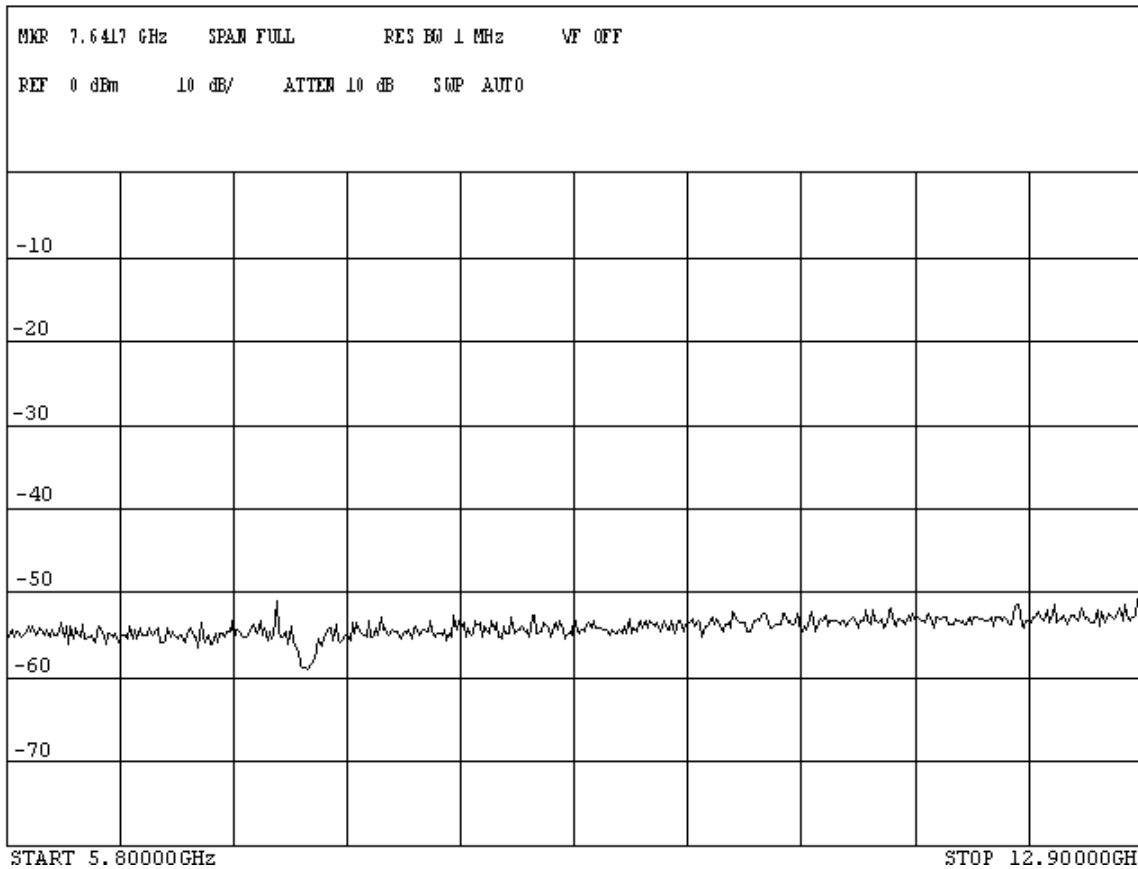
Project Number:	0048-060206-01
EUT:	Shyam Dual Band Home Booster DBHB-20-S8-S9
SN:	DBHBIDEN001
Tested By:	Wei Li
Temperature:	70°F
Humidity:	30%

Section:	Spurious Emissions at Antenna Terminals: BAND II Bands / APCO25 Modulation
Plot Name:	Downlink, Hi-Channel
Configuration:	SG Input: -60dBm, Output Port: EUT MOBILE



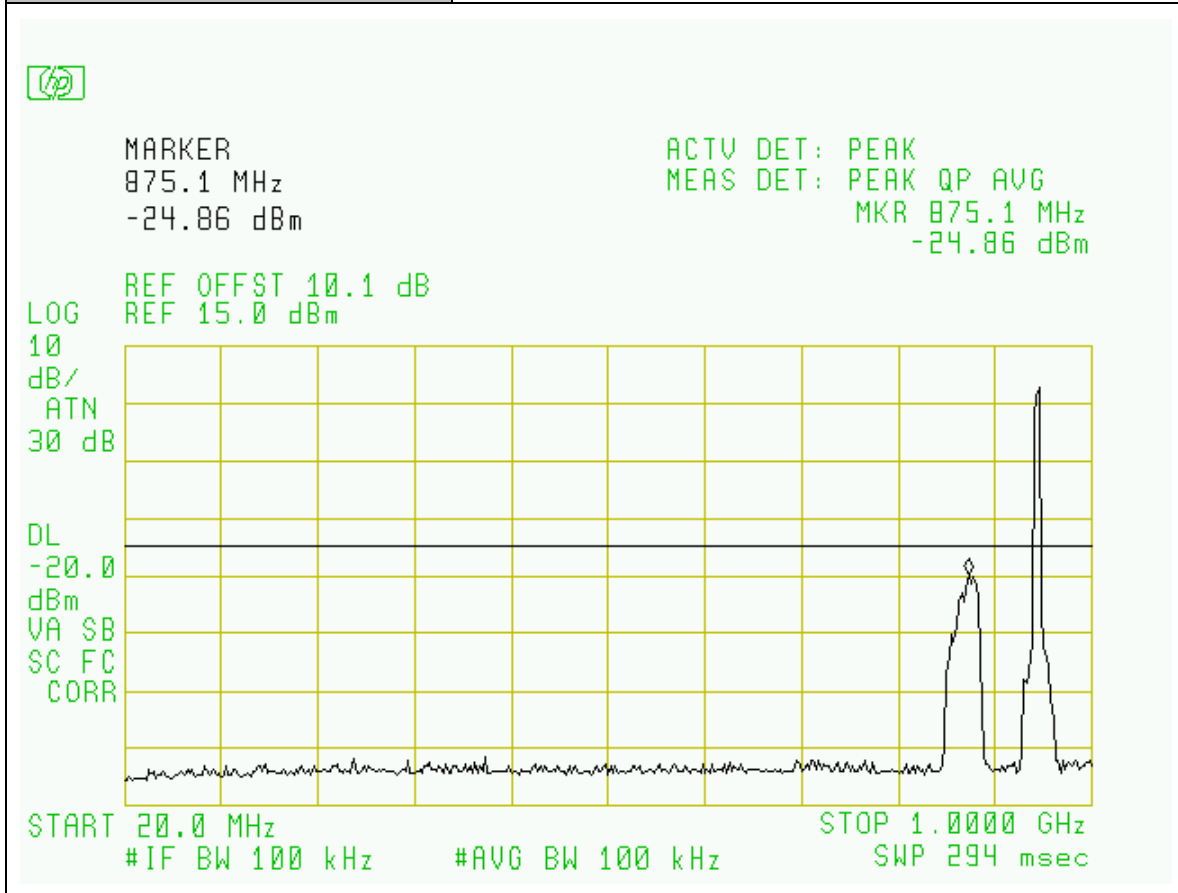
Project Number:	0048-060206-01
EUT:	Shyam Dual Band Home Booster DBHB-20-S8-S9
SN:	DBHBIDEN001
Tested By:	Wei Li
Temperature:	70°F
Humidity:	30%

Section:	Spurious Emissions at Antenna Terminals: BAND II Bands / APCO25 Modulation
Plot Name:	Downlink, Hi-Channel
Configuration:	SG Input: -60dBm, Output Port: EUT MOBILE



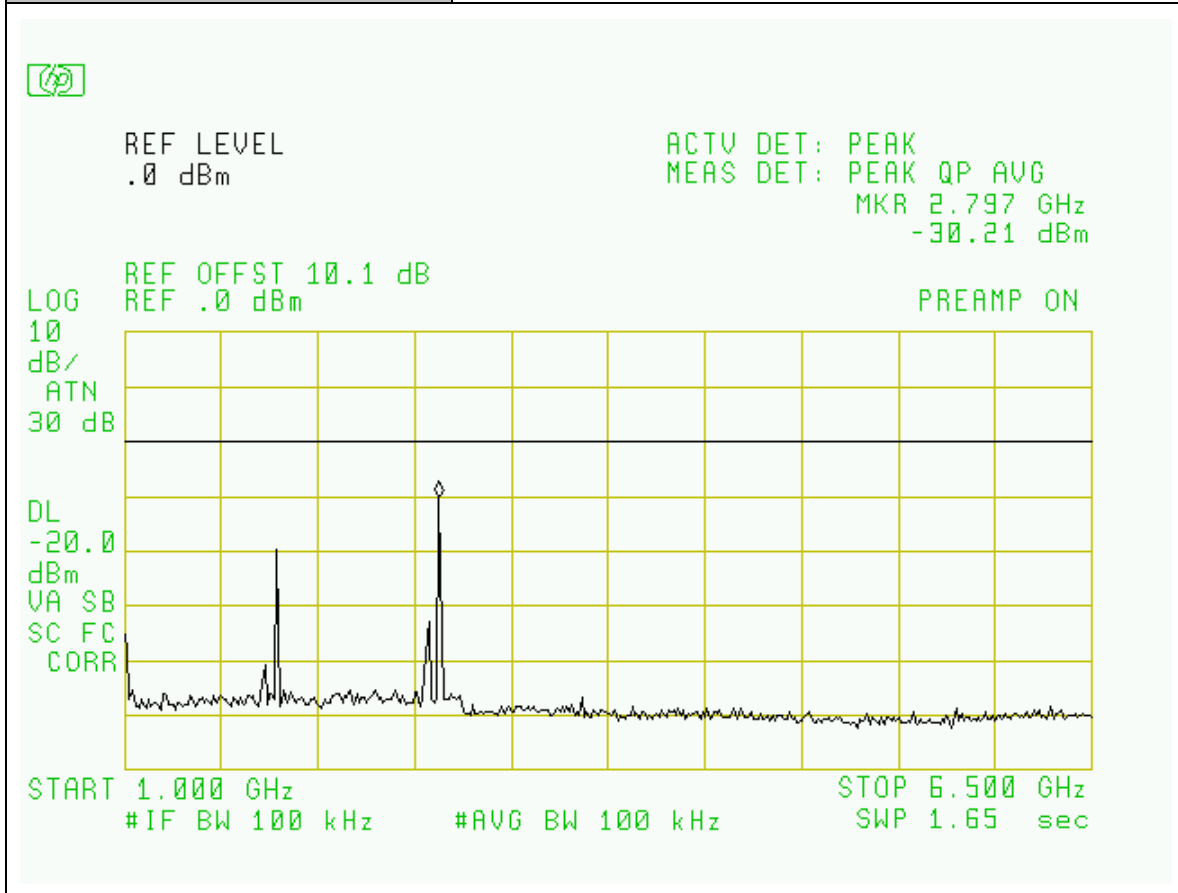
Project Number:	0048-060206-01
EUT:	Shyam Dual Band Home Booster DBHB-20-S8-S9
SN:	DBHBIDEN001
Tested By:	Wei Li
Temperature:	70°F
Humidity:	30%

Section:	Spurious Emissions at Antenna Terminals: BAND II Bands / APCO25 Modulation
Plot Name:	Downlink, Low-Channel
Configuration:	SG Input: -60dBm, Output Port: EUT MOBILE



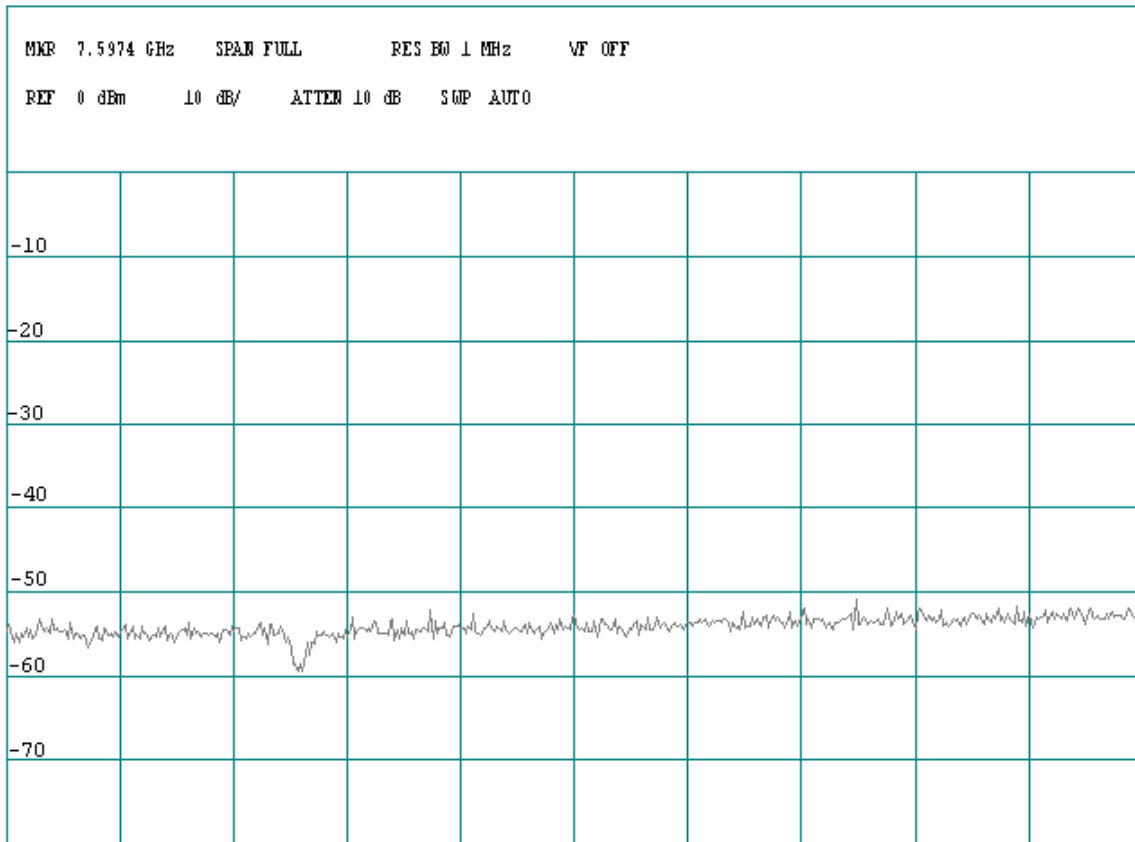
Project Number:	0048-060206-01
EUT:	Shyam Dual Band Home Booster DBHB-20-S8-S9
SN:	DBHBIDEN001
Tested By:	Wei Li
Temperature:	70°F
Humidity:	30%

Section:	Spurious Emissions at Antenna Terminals: BAND II Bands / APCO25 Modulation
Plot Name:	Downlink, Low-Channel
Configuration:	SG Input: -60dBm, Output Port: EUT MOBILE



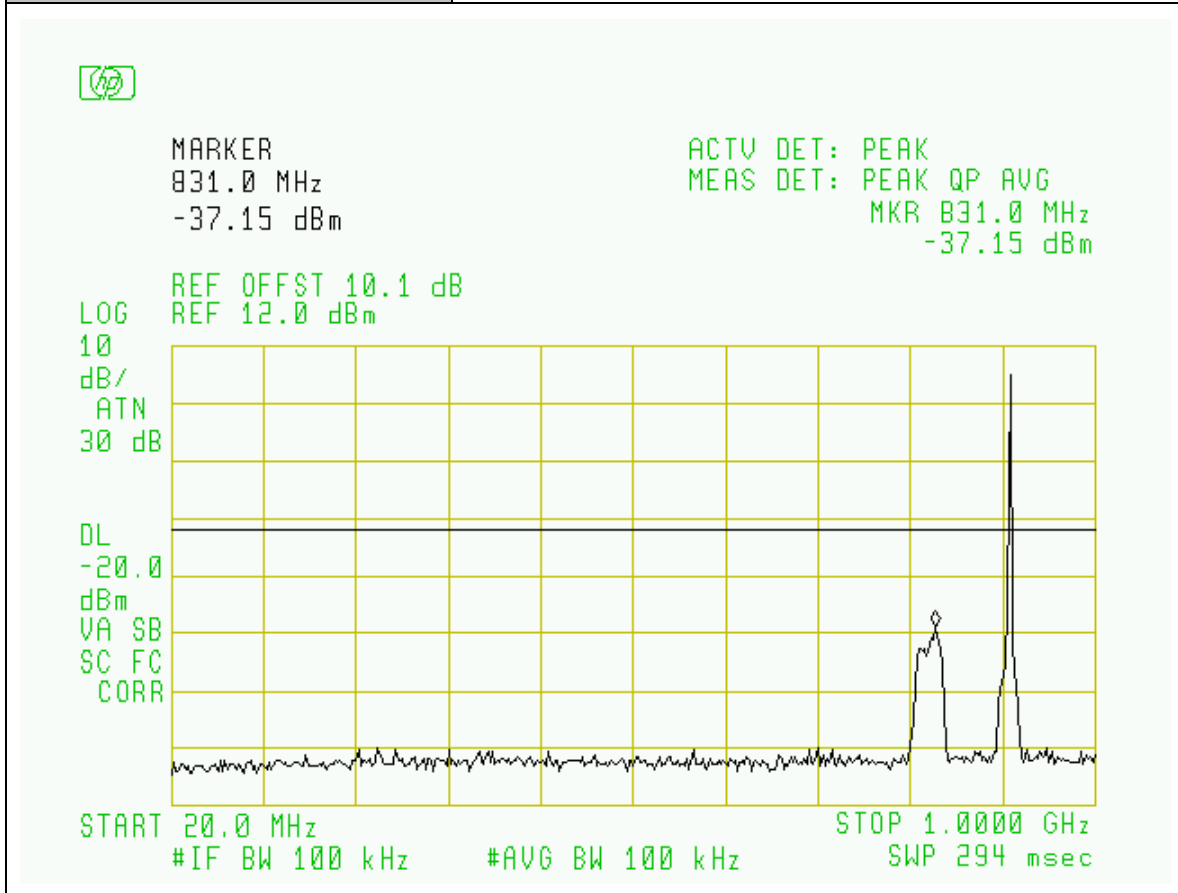
Project Number:	0048-060206-01
EUT:	Shyam Dual Band Home Booster DBHB-20-S8-S9
SN:	DBHBIDEN001
Tested By:	Wei Li
Temperature:	70° F
Humidity:	30%

Section:	Spurious Emissions at Antenna Terminals: BAND II Bands / APCO25 Modulation
Plot Name:	Downlink, Low-Channel
Configuration:	SG Input: -60dBm, Output Port: EUT MOBILE



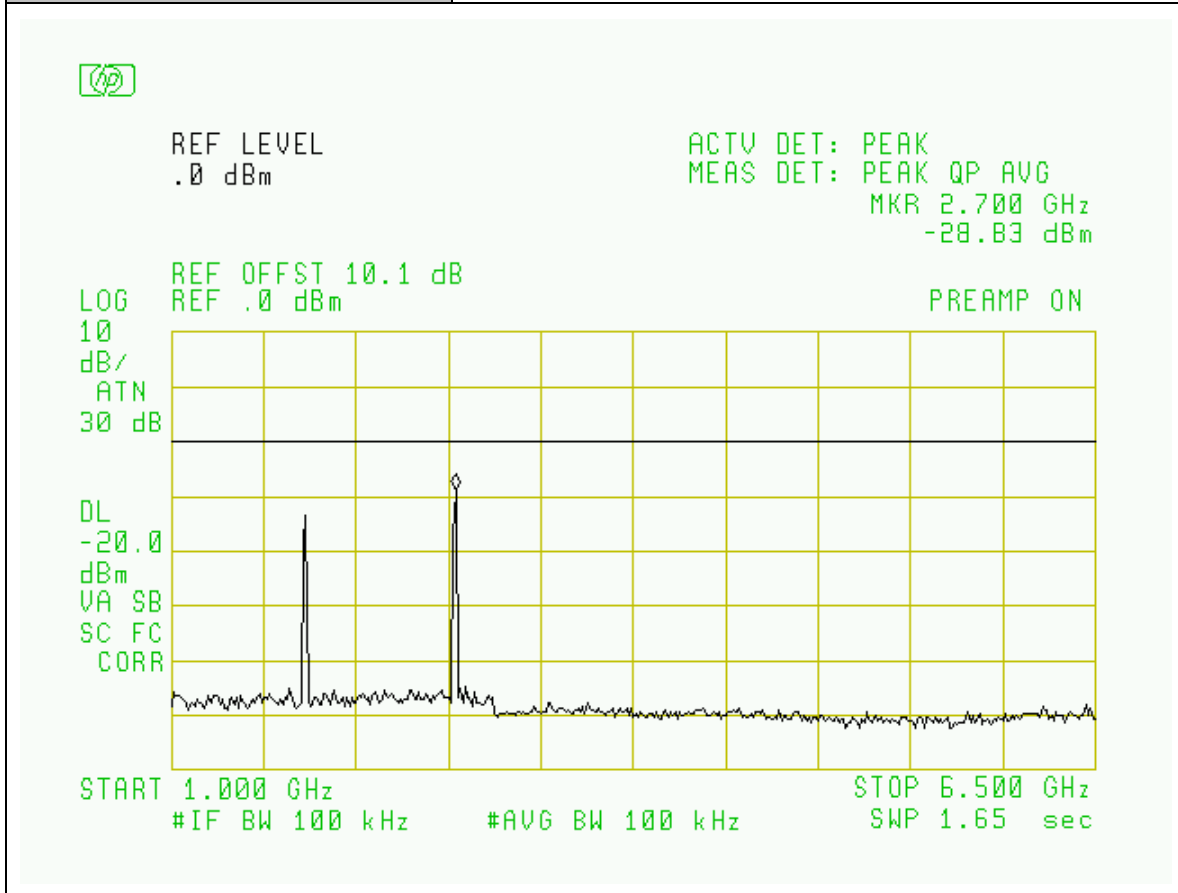
Project Number:	0048-060206-01
EUT:	Shyam Dual Band Home Booster DBHB-20-S8-S9
SN:	DBHBIDEN001
Tested By:	Edward Lee
Temperature:	70° F
Humidity:	30%

Section:	Spurious Emissions at Antenna Terminals: BAND II Bands / IDEN Modulation
Plot Name:	Uplink, Hi-Channel
Configuration:	SG Input: -50dBm, Output Port: EUT BTS



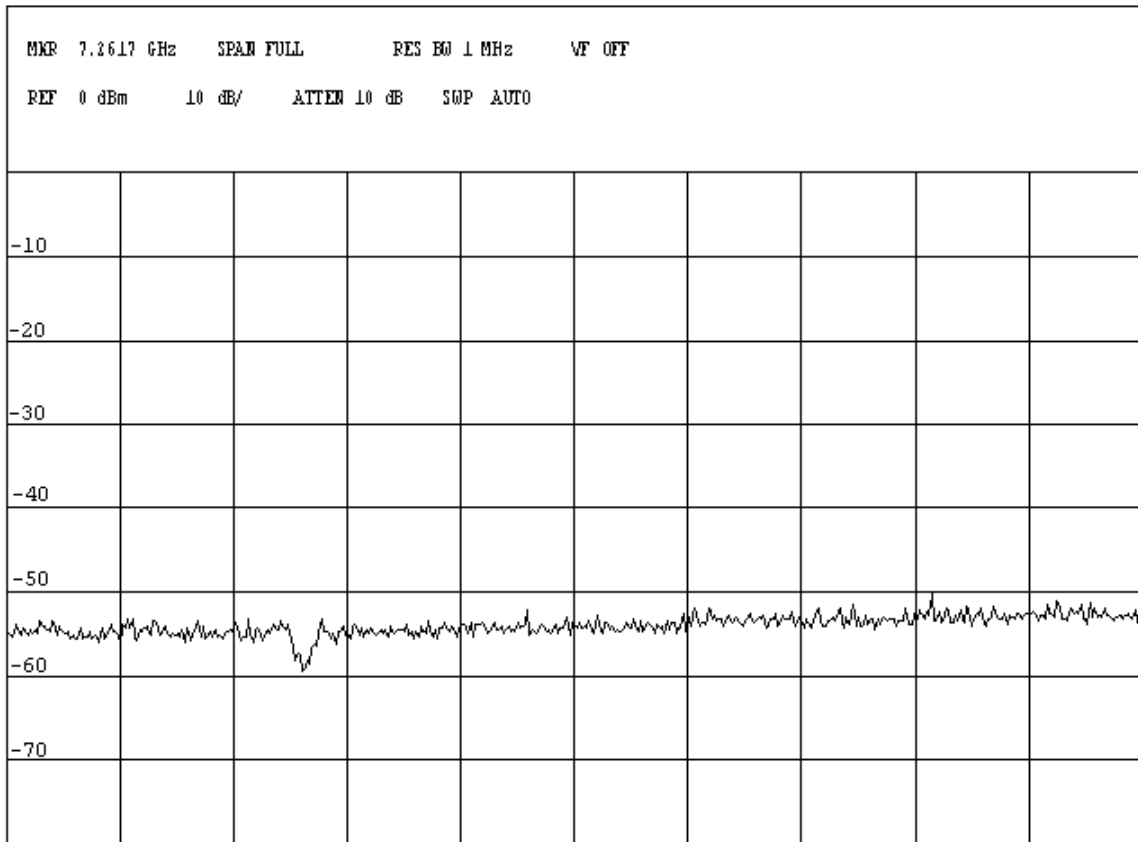
Project Number:	0048-060206-01
EUT:	Shyam Dual Band Home Booster DBHB-20-S8-S9
SN:	DBHBIDEN001
Tested By:	Edward Lee
Temperature:	70° F
Humidity:	30%

Section:	Spurious Emissions at Antenna Terminals: BAND II Bands / IDEN Modulation
Plot Name:	Uplink, Hi-Channel
Configuration:	SG Input: -50dBm, Output Port: EUT BTS



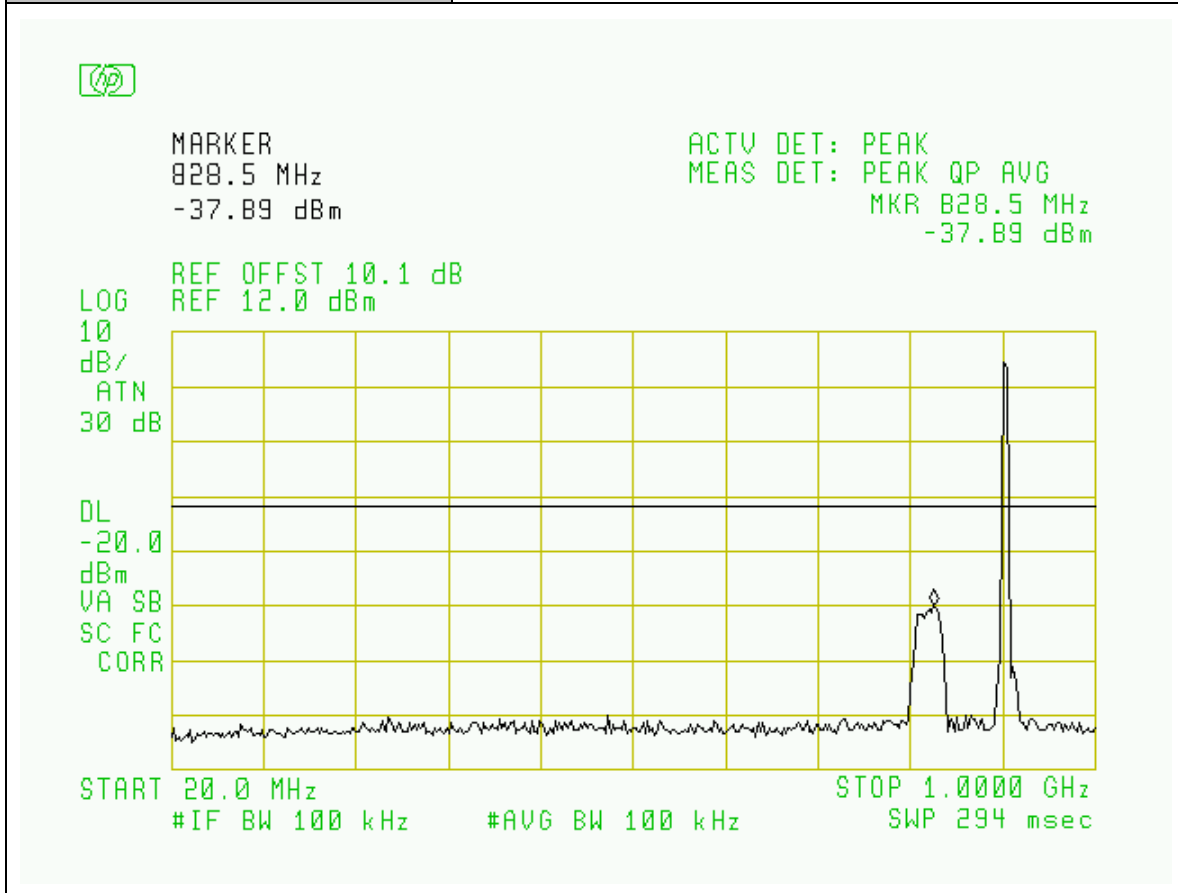
Project Number:	0048-060206-01
EUT:	Shyam Dual Band Home Booster DBHB-20-S8-S9
SN:	DBHBIDEN001
Tested By:	Edward Lee
Temperature:	70° F
Humidity:	30%

Section:	Spurious Emissions at Antenna Terminals: BAND II Bands / IDEN Modulation
Plot Name:	Uplink, Hi-Channel
Configuration:	SG Input: -50dBm, Output Port: EUT BTS



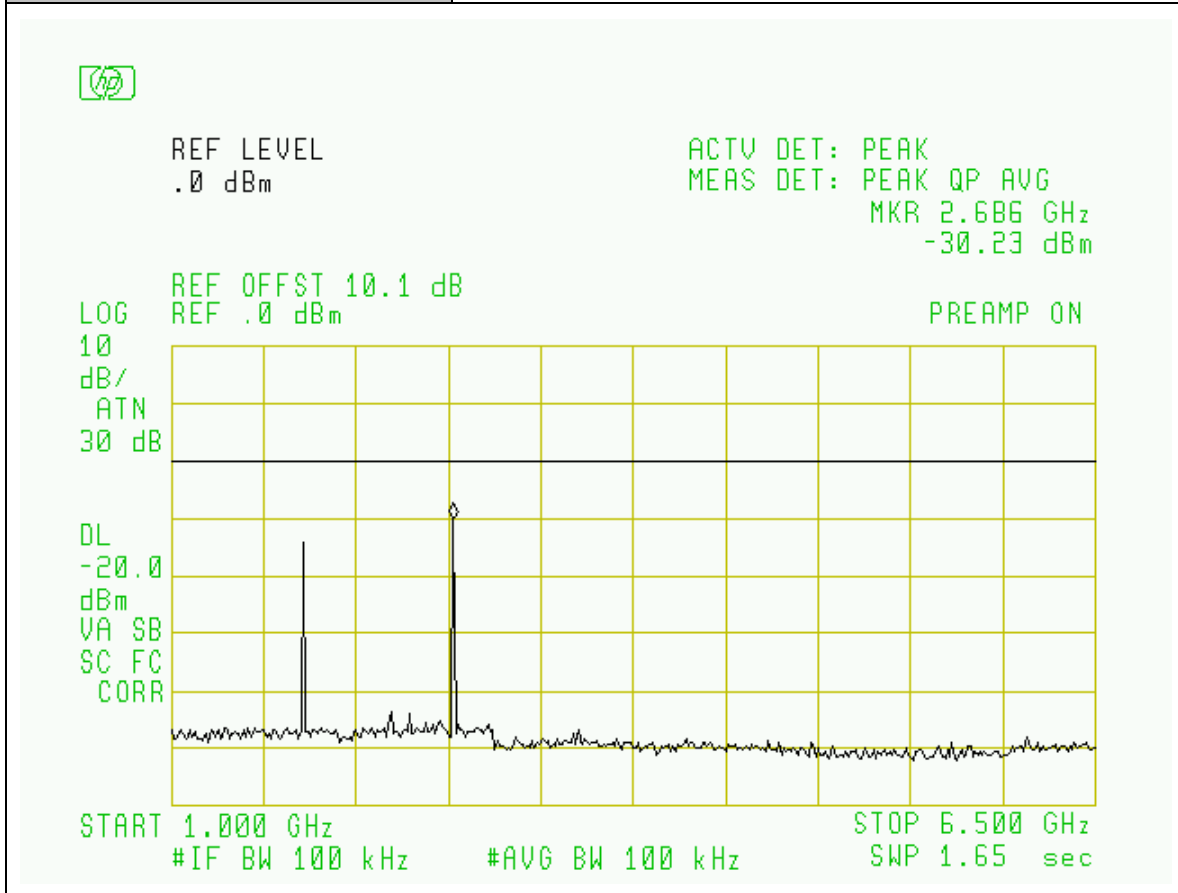
Project Number:	0048-060206-01
EUT:	Shyam Dual Band Home Booster DBHB-20-S8-S9
SN:	DBHBIDEN001
Tested By:	Edward Lee
Temperature:	70°F
Humidity:	30%

Section:	Spurious Emissions at Antenna Terminals: BAND II Bands / IDEN Modulation
Plot Name:	Uplink, Low-Channel
Configuration:	SG Input: -50dBm, Output Port: EUT BTS



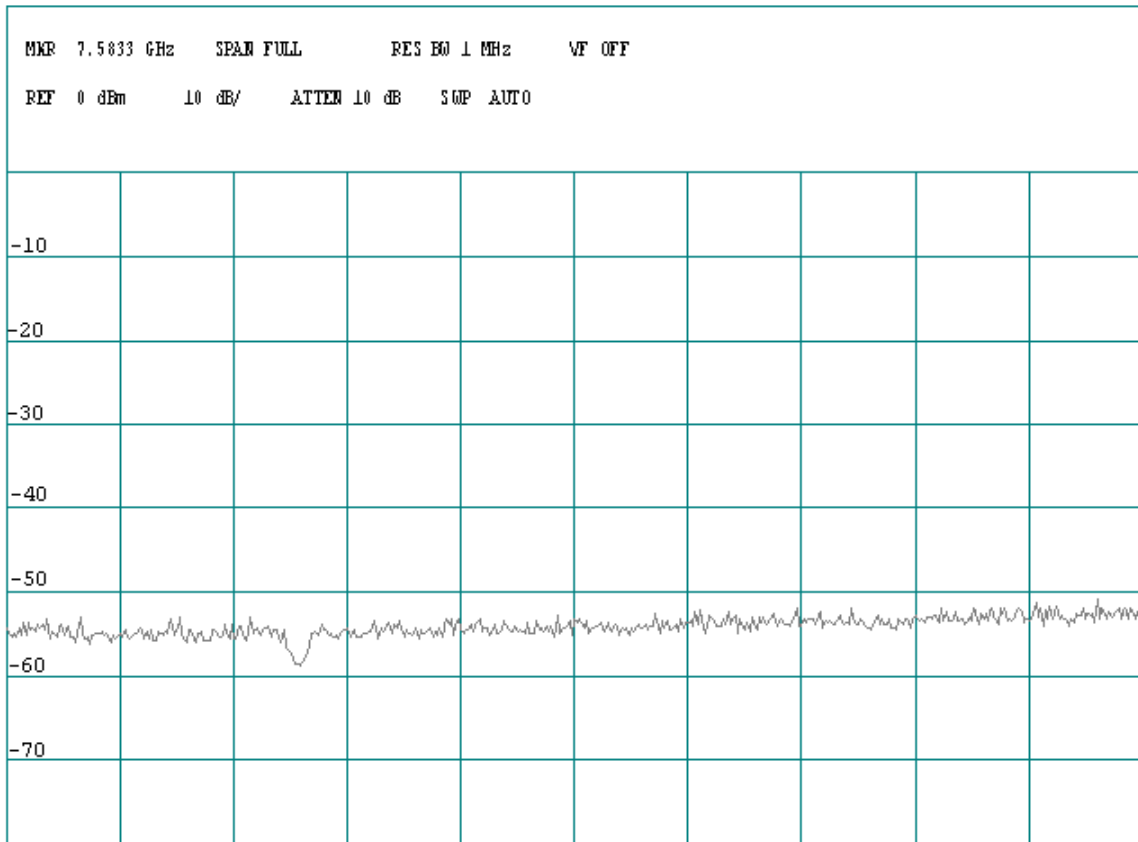
Project Number:	0048-060206-01
EUT:	Shyam Dual Band Home Booster DBHB-20-S8-S9
SN:	DBHBIDEN001
Tested By:	Edward Lee
Temperature:	70° F
Humidity:	30%

Section:	Spurious Emissions at Antenna Terminals: BAND II Bands / IDEN Modulation
Plot Name:	Uplink, Low-Channel
Configuration:	SG Input: -50dBm, Output Port: EUT BTS



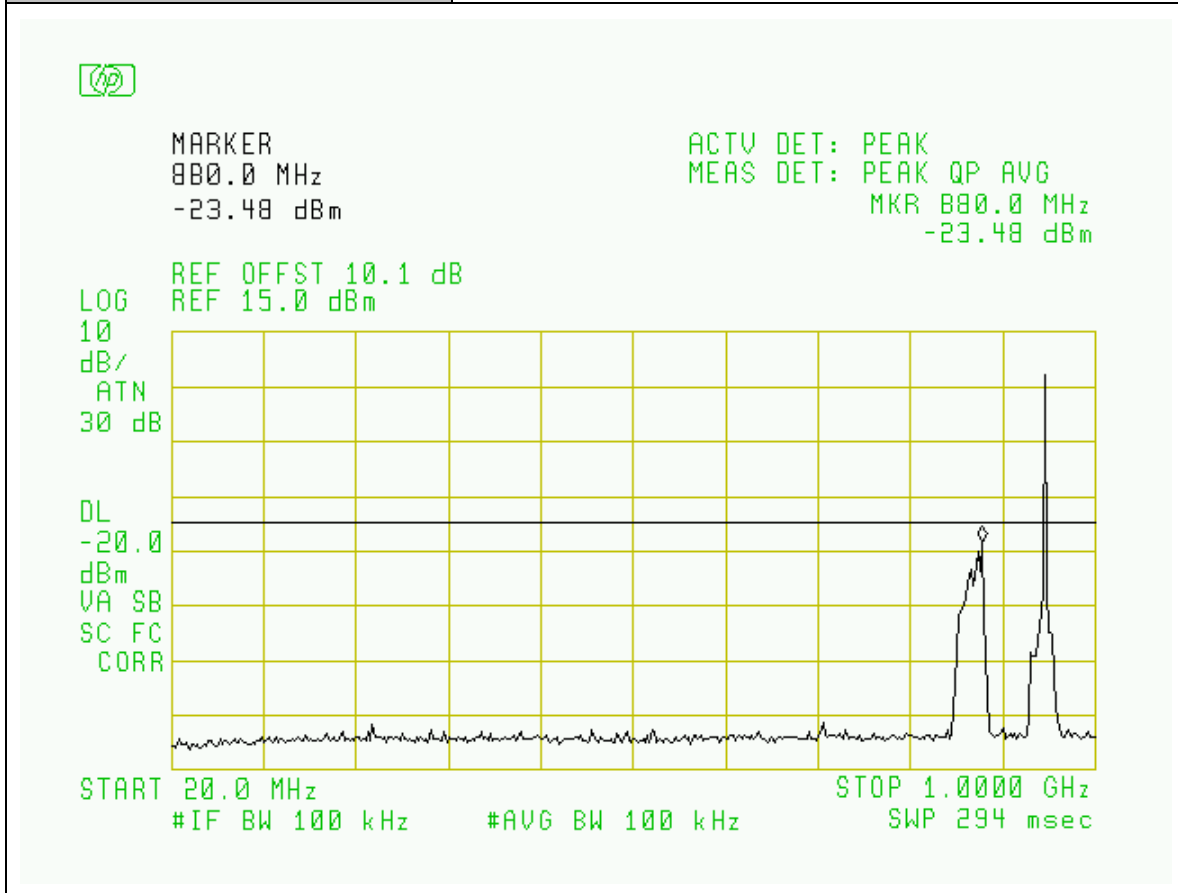
Project Number:	0048-060206-01
EUT:	Shyam Dual Band Home Booster DBHB-20-S8-S9
SN:	DBHBIDEN001
Tested By:	Edward Lee
Temperature:	70° F
Humidity:	30%

Section:	Spurious Emissions at Antenna Terminals: BAND II Bands / IDEN Modulation
Plot Name:	Uplink, Low-Channel
Configuration:	SG Input: -50dBm, Output Port: EUT BTS



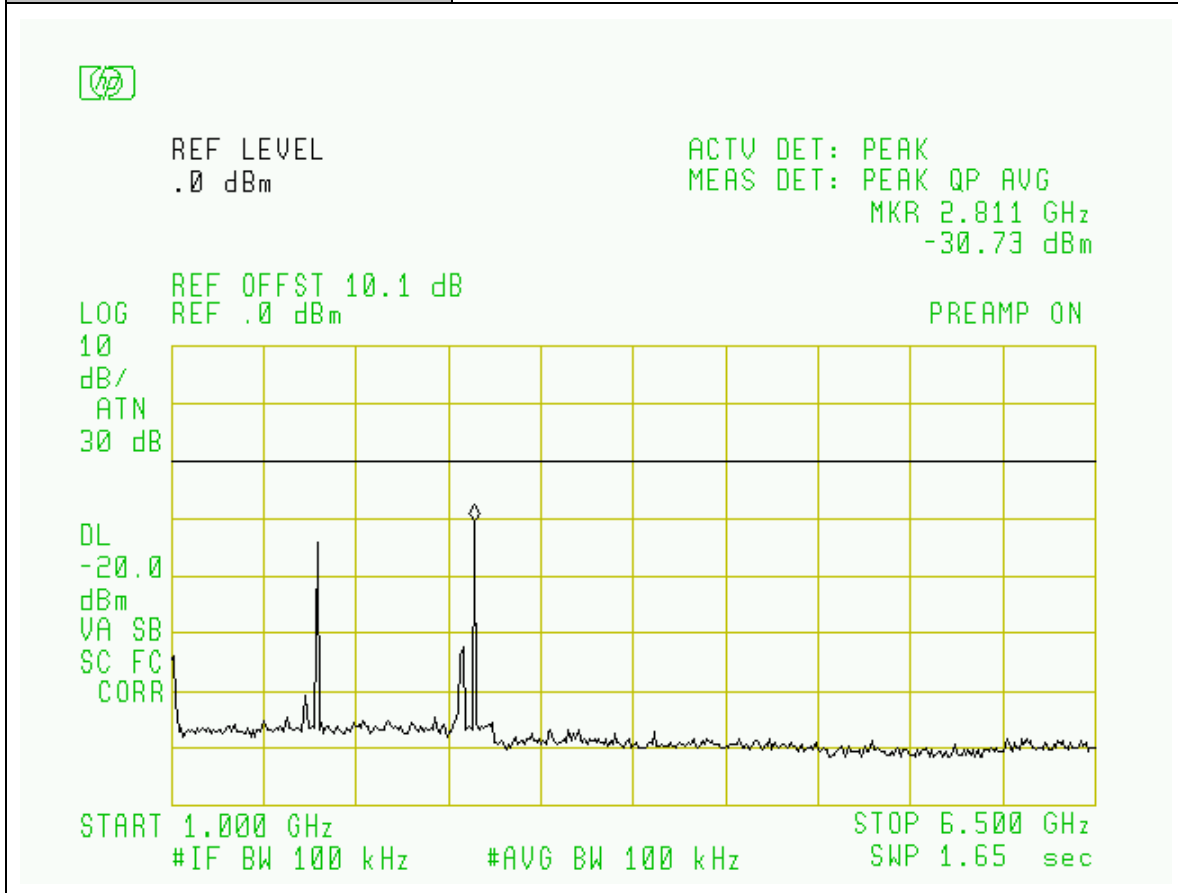
Project Number:	0048-060206-01
EUT:	Shyam Dual Band Home Booster DBHB-20-S8-S9
SN:	DBHBIDEN001
Tested By:	Edward Lee
Temperature:	70° F
Humidity:	30%

Section:	Spurious Emissions at Antenna Terminals: BAND II Bands / IDEN Modulation
Plot Name:	Downlink, Hi-Channel
Configuration:	SG Input: -60dBm, Output Port: EUT MOBILE



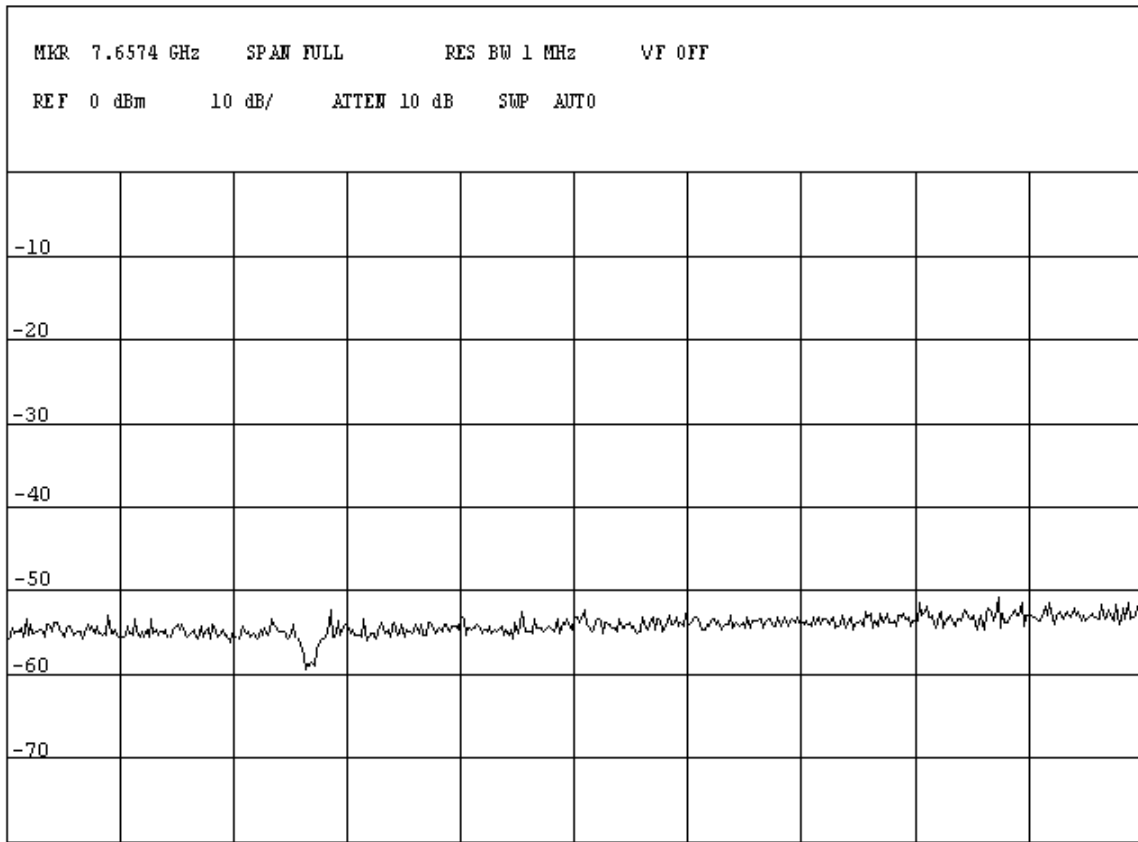
Project Number:	0048-060206-01
EUT:	Shyam Dual Band Home Booster DBHB-20-S8-S9
SN:	DBHBIDEN001
Tested By:	Edward Lee
Temperature:	70°F
Humidity:	30%

Section:	Spurious Emissions at Antenna Terminals: BAND II Bands / IDEN Modulation
Plot Name:	Downlink, Hi-Channel
Configuration:	SG Input: -60dBm, Output Port: EUT MOBILE



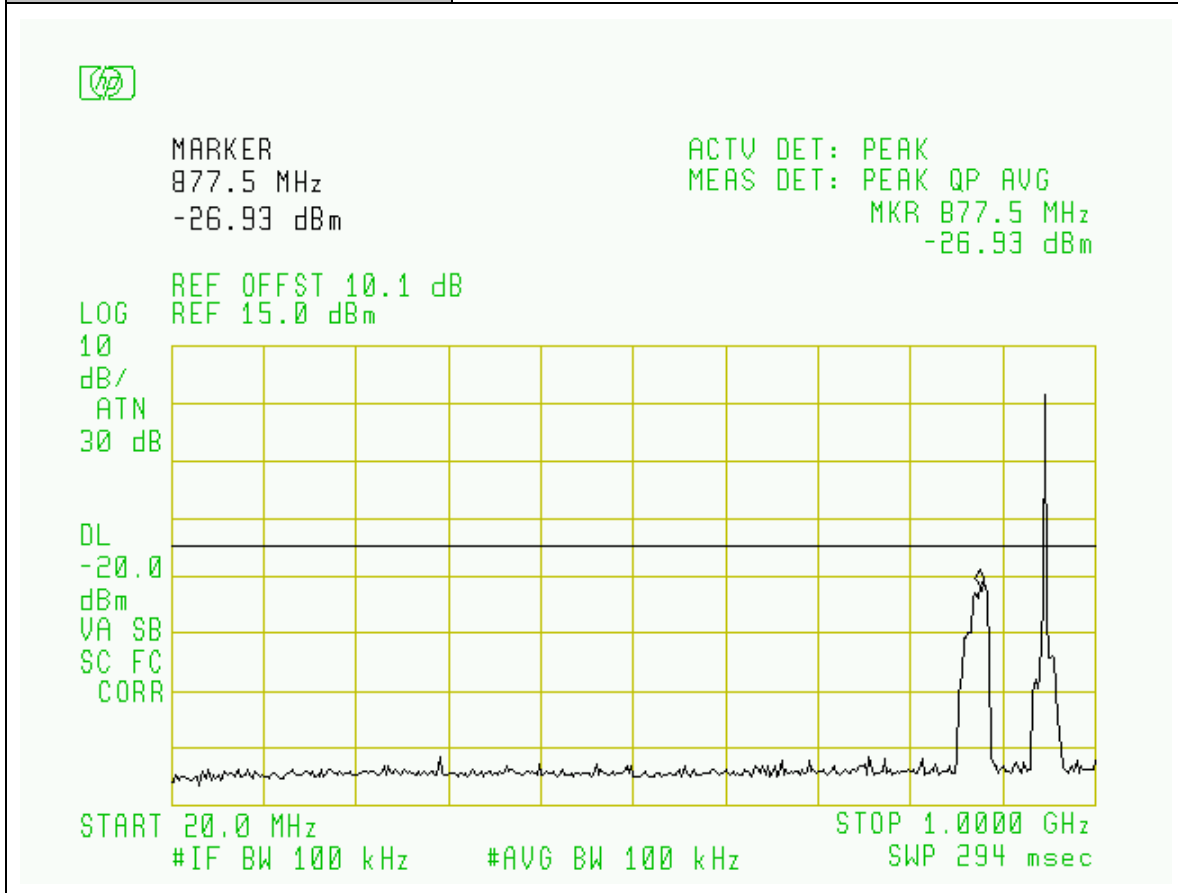
Project Number:	0048-060206-01
EUT:	Shyam Dual Band Home Booster DBHB-20-S8-S9
SN:	DBHBIDEN001
Tested By:	Edward Lee
Temperature:	70° F
Humidity:	30%

Section:	Spurious Emissions at Antenna Terminals: BAND II Bands / IDEN Modulation
Plot Name:	Downlink, Hi-Channel
Configuration:	SG Input: -60dBm, Output Port: EUT MOBILE



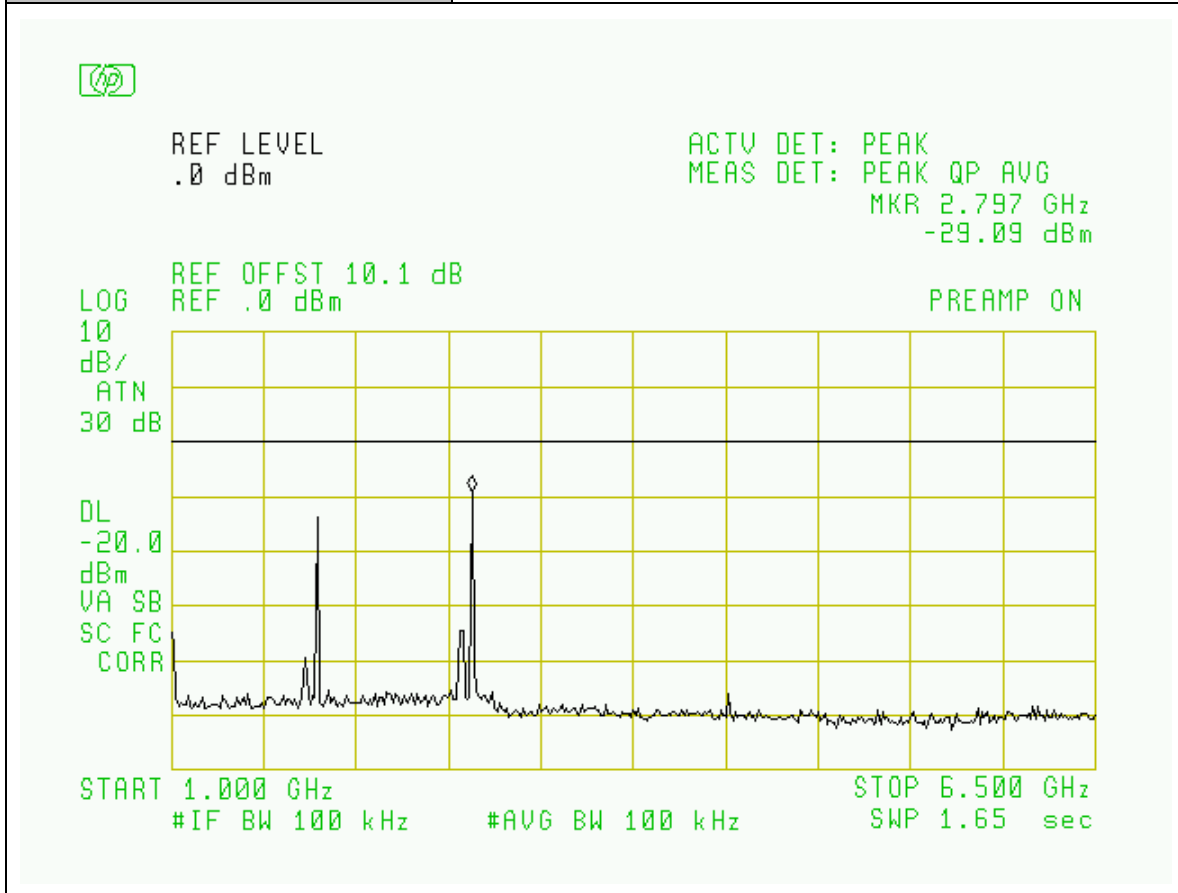
Project Number:	0048-060206-01
EUT:	Shyam Dual Band Home Booster DBHB-20-S8-S9
SN:	DBHBIDEN001
Tested By:	Edward Lee
Temperature:	70°F
Humidity:	30%

Section:	Spurious Emissions at Antenna Terminals: BAND II Bands / IDEN Modulation
Plot Name:	Downlink, Low-Channel
Configuration:	SG Input: -60dBm, Output Port: EUT MOBILE



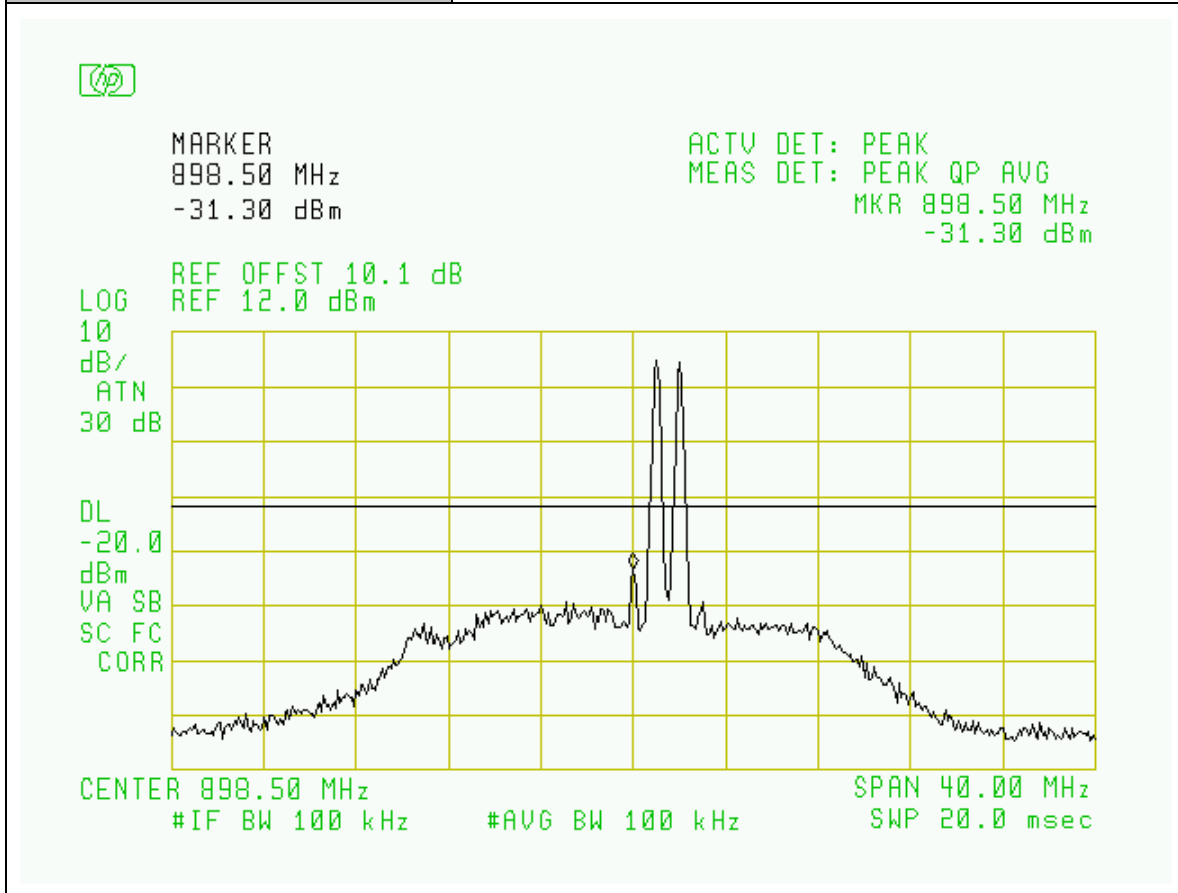
Project Number:	0048-060206-01
EUT:	Shyam Dual Band Home Booster DBHB-20-S8-S9
SN:	DBHBIDEN001
Tested By:	Edward Lee
Temperature:	70° F
Humidity:	30%

Section:	Spurious Emissions at Antenna Terminals: BAND II Bands / IDEN Modulation
Plot Name:	Downlink, Low-Channel
Configuration:	SG Input: -60dBm, Output Port: EUT MOBILE



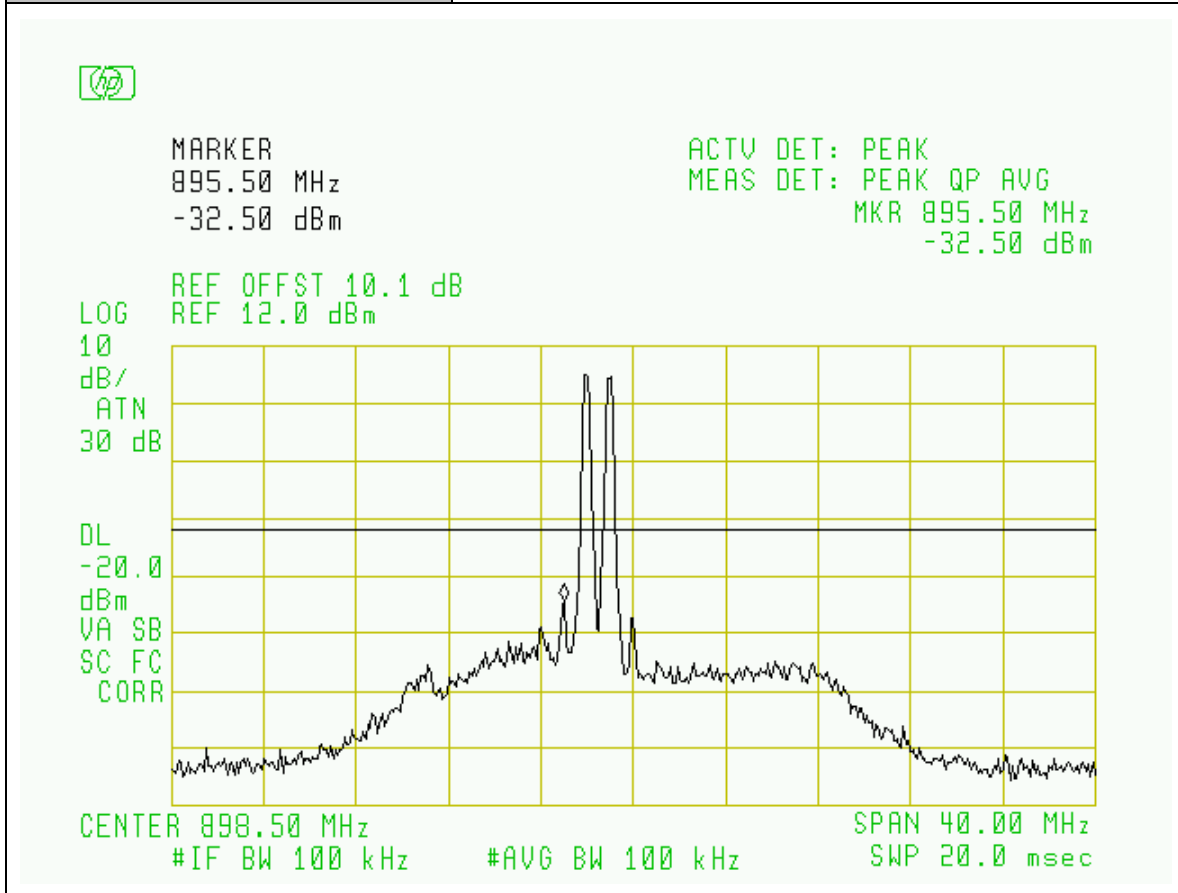
Project Number:	0048-060206-01
EUT:	Shyam Dual Band Home Booster DBHB-20-S8-S9
SN:	DBHBIDEN001
Tested By:	Wei Li
Temperature:	70°F
Humidity:	30%

Section:	Spurious Emissions at Antenna Terminals: BAND II Bands / APCO25 Modulation
Plot Name:	UL, Hi-Chn, Intermodulation, Upper Bandedge
Configuration:	SG Input: -50dBm, Output Port: EUT BTS



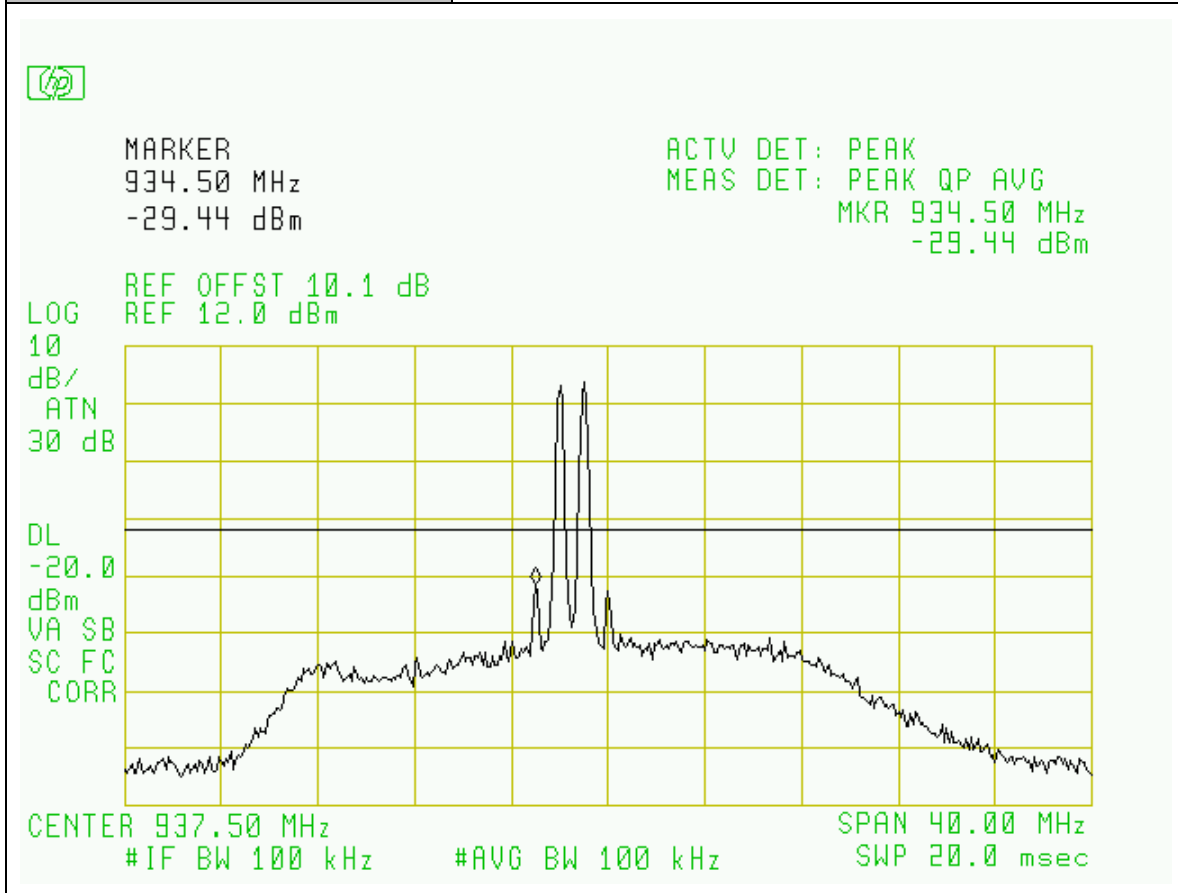
Project Number:	0048-060206-01
EUT:	Shyam Dual Band Home Booster DBHB-20-S8-S9
SN:	DBHBIDEN001
Tested By:	Wei Li
Temperature:	70°F
Humidity:	30%

Section:	Spurious Emissions at Antenna Terminals: BAND II Bands / APCO25 Modulation
Plot Name:	UL, Low-Chn, Intermodulation, Lower Bandedge
Configuration:	SG Input: -50dBm, Output Port: EUT BTS



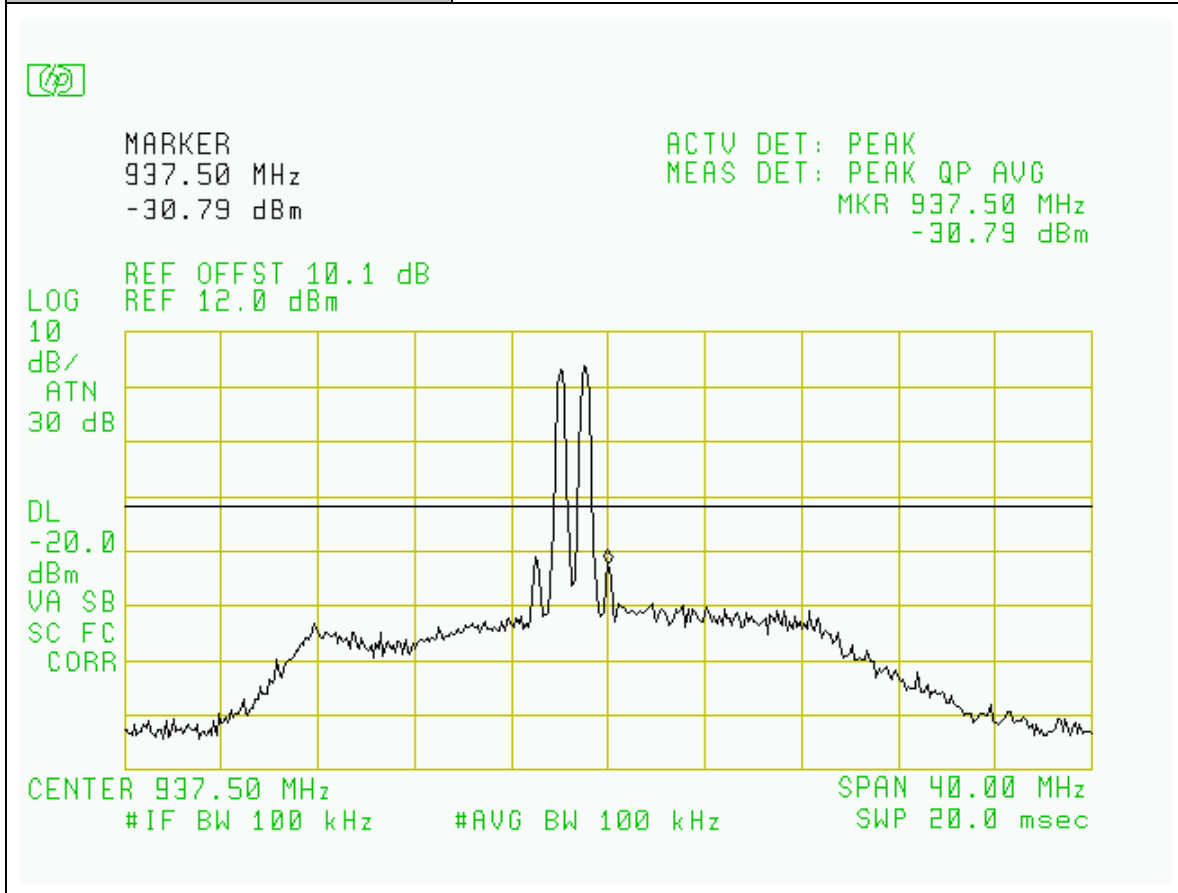
Project Number:	0048-060206-01
EUT:	Shyam Dual Band Home Booster DBHB-20-S8-S9
SN:	DBHBIDEN001
Tested By:	Wei Li
Temperature:	70°F
Humidity:	30%

Section:	Spurious Emissions at Antenna Terminals: BAND II Bands / APCO25 Modulation
Plot Name:	DL, High-Chn, Intermodulation, Upper Bandedge
Configuration:	SG Input: -60dBm, Output Port: EUT MOBILE



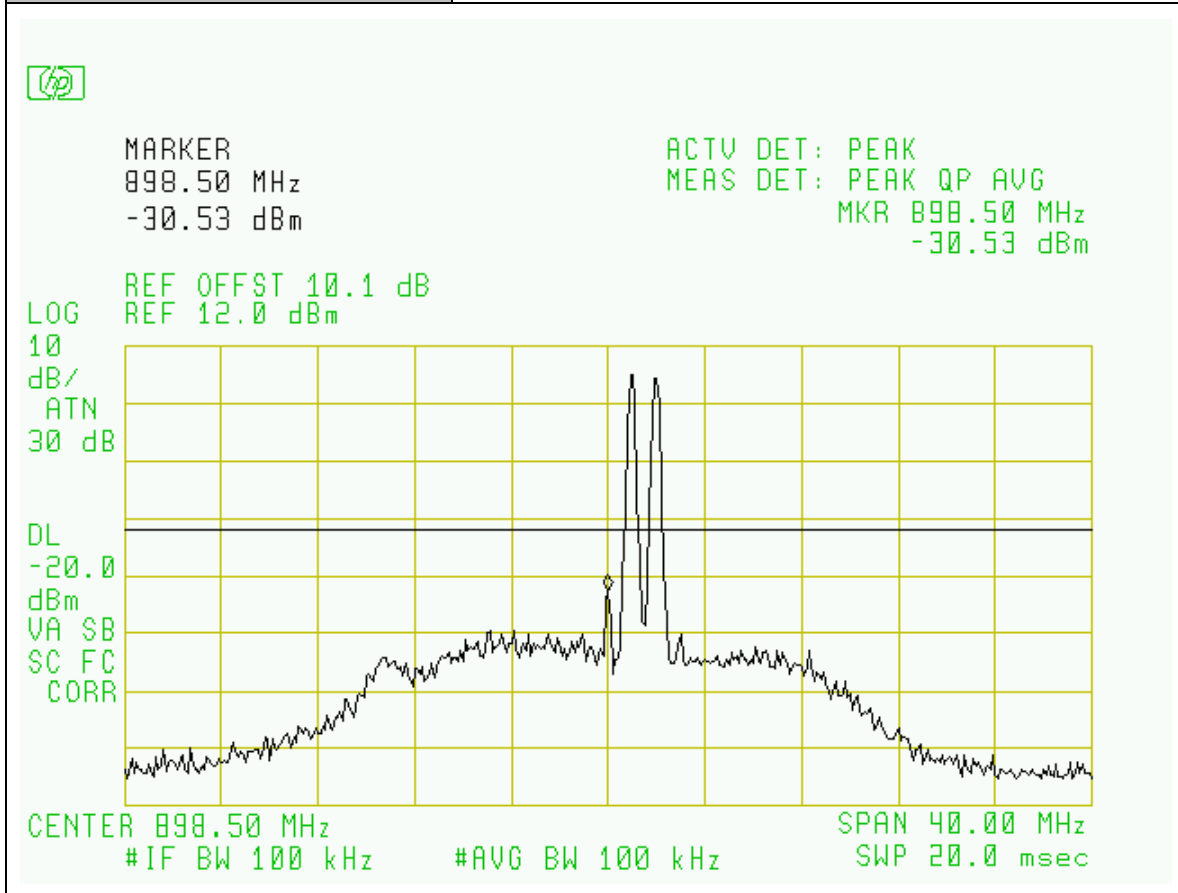
Project Number:	0048-060206-01
EUT:	Shyam Dual Band Home Booster DBHB-20-S8-S9
SN:	DBHBIDEN001
Tested By:	Wei Li
Temperature:	70°F
Humidity:	30%

Section:	Spurious Emissions at Antenna Terminals: BAND II Bands / APCO25 Modulation
Plot Name:	DL, Low-Chn, Intermodulation, Lower Bandedge
Configuration:	SG Input: -60dBm, Output Port: EUT MOBILE



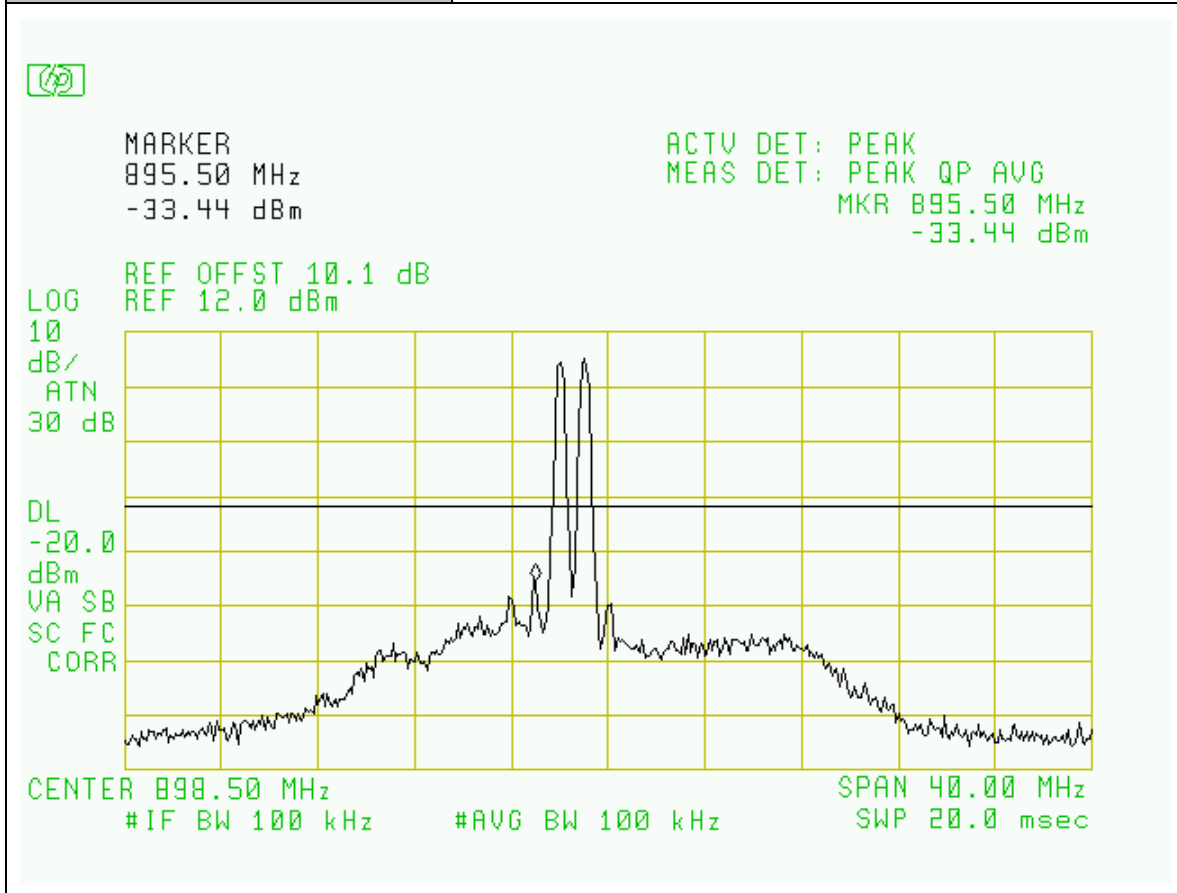
Project Number:	0048-060206-01
EUT:	Shyam Dual Band Home Booster DBHB-20-S8-S9
SN:	DBHBIDEN001
Tested By:	Edward Lee
Temperature:	70° F
Humidity:	30%

Section:	Spurious Emissions at Antenna Terminals: BAND II Bands / IDEN Modulation
Plot Name:	UL, Hi-Chn, Intermodulation , Upper Bandedge
Configuration:	SG Input: -50dBm, Output Port: EUT BTS



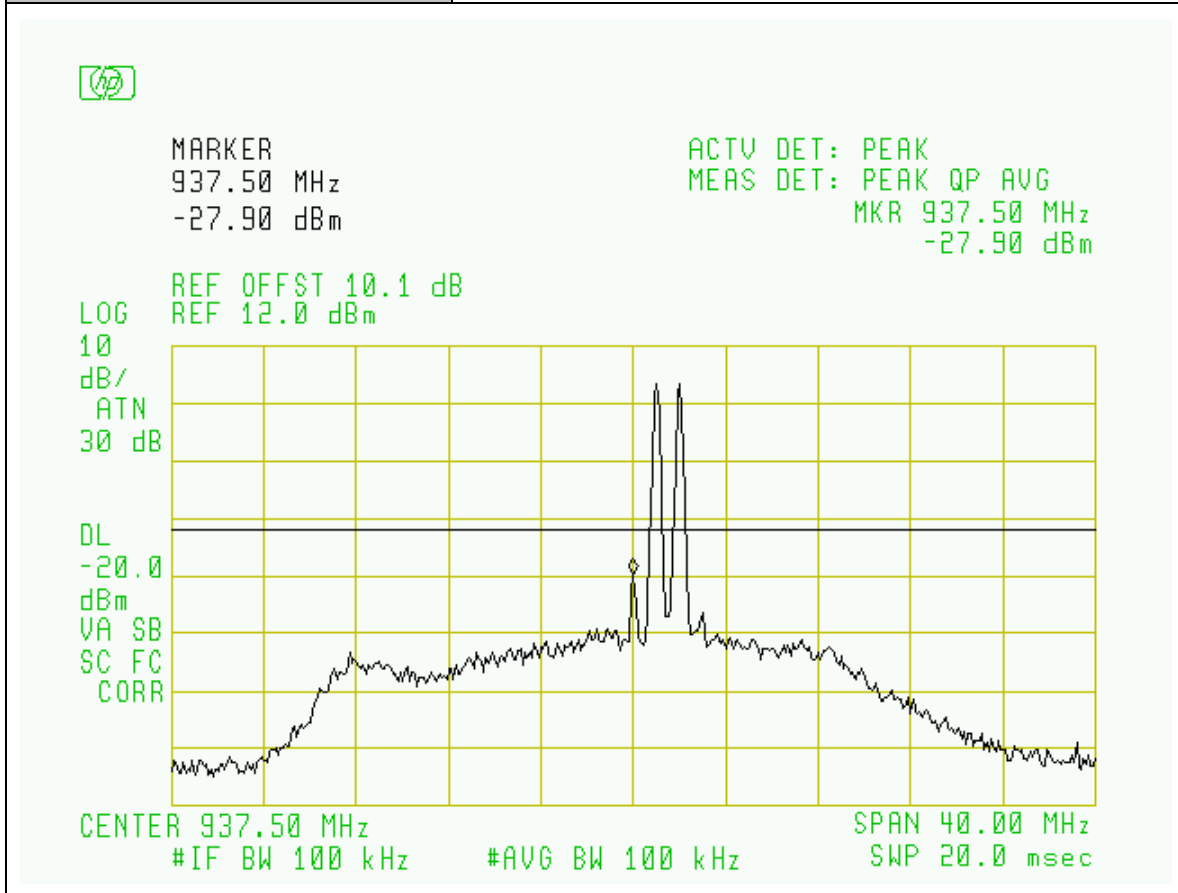
Project Number:	0048-060206-01
EUT:	Shyam Dual Band Home Booster DBHB-20-S8-S9
SN:	DBHBIDEN001
Tested By:	Edward Lee
Temperature:	70°F
Humidity:	30%

Section:	Spurious Emissions at Antenna Terminals: BAND II Bands / IDEN Modulation
Plot Name:	UL, Low-Chn, Intermodulation , Lower Bandedge
Configuration:	SG Input: -50dBm, Output Port: EUT BTS



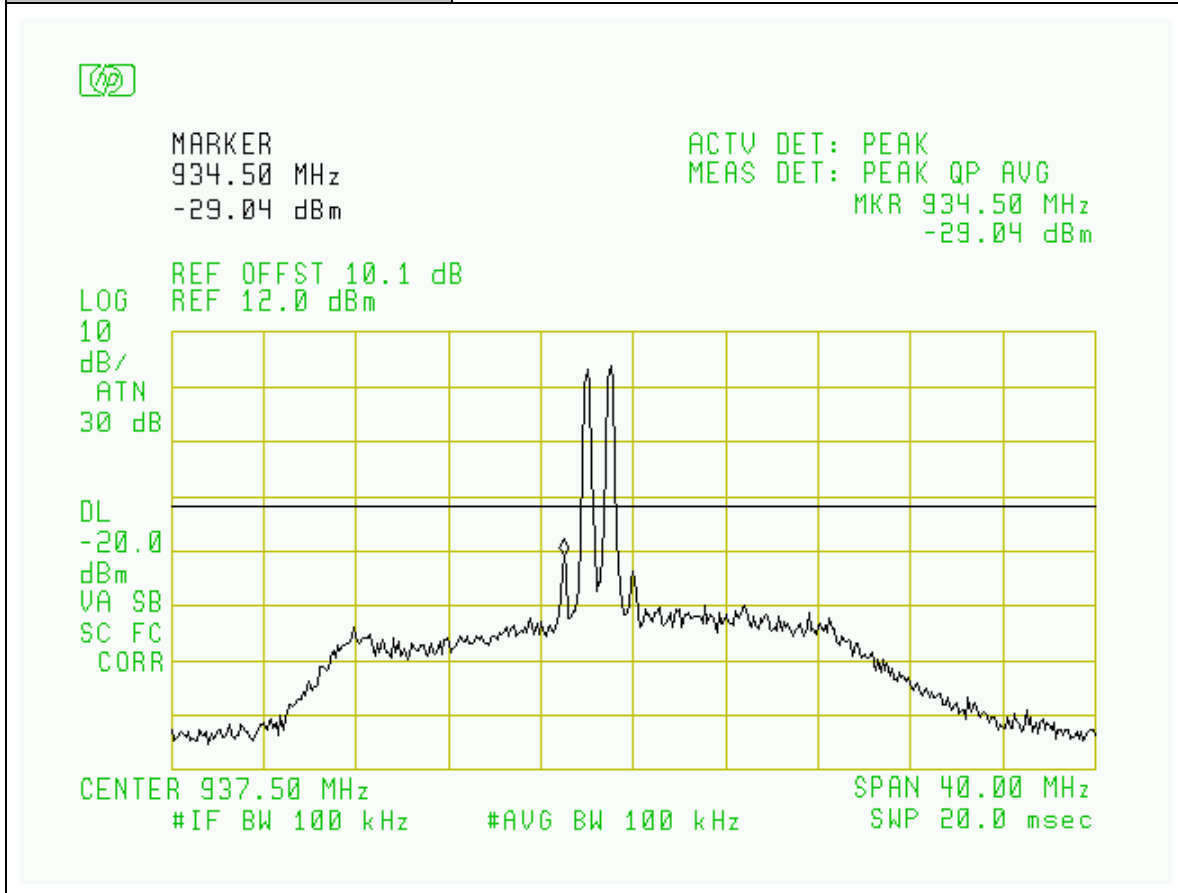
Project Number:	0048-060206-01
EUT:	Shyam Dual Band Home Booster DBHB-20-S8-S9
SN:	DBHBIDEN001
Tested By:	Edward Lee
Temperature:	70° F
Humidity:	30%

Section:	Spurious Emissions at Antenna Terminals: BAND II Bands / IDEN Modulation
Plot Name:	Downlink, Hi-Chn, Intermodulation , Upper Bandedge
Configuration:	SG Input: -60dBm, Output Port: EUT MOBILE



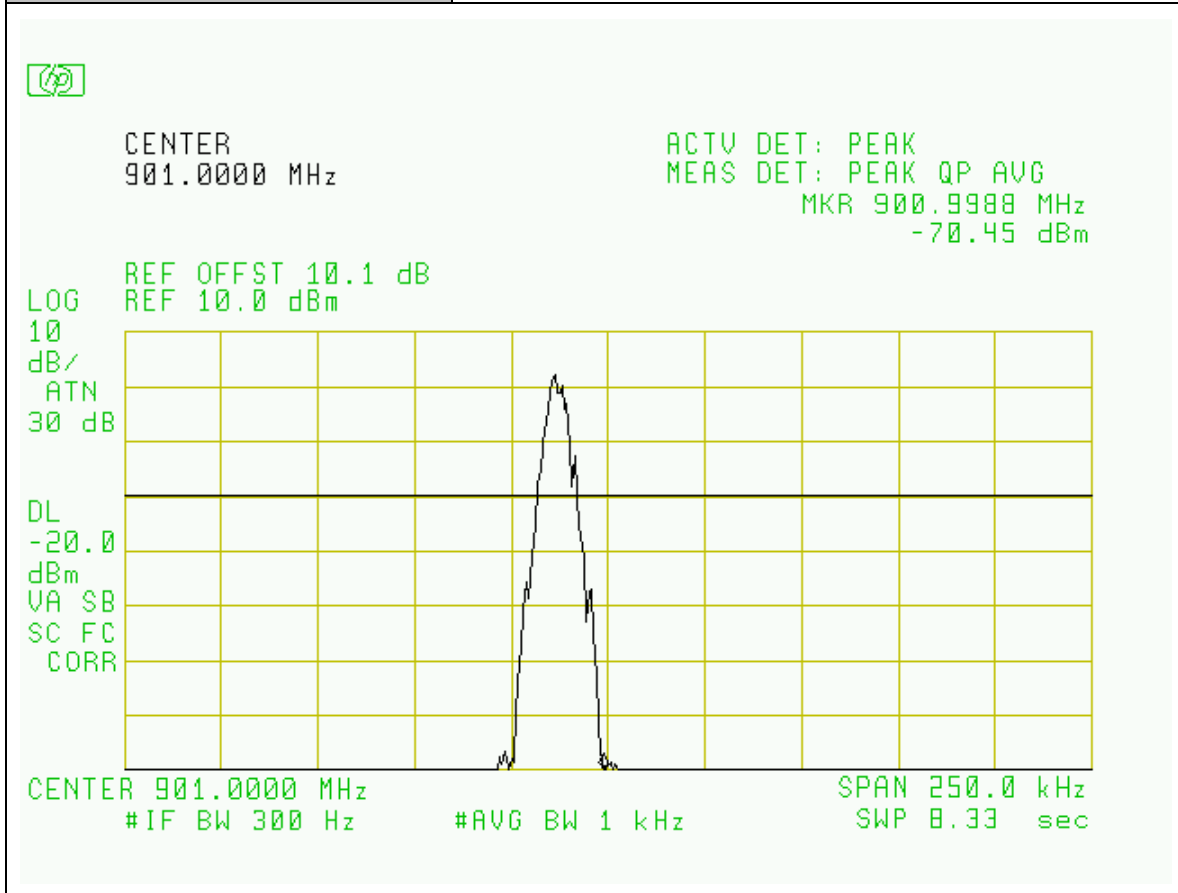
Project Number:	0048-060206-01
EUT:	Shyam Dual Band Home Booster DBHB-20-S8-S9
SN:	DBHBIDEN001
Tested By:	Edward Lee
Temperature:	70° F
Humidity:	30%

Section:	Spurious Emissions at Antenna Terminals: BAND II Bands / IDEN Modulation
Plot Name:	Downlink, Low-Chn, Intermodulation , Lower Bandedge
Configuration:	SG Input: -60dBm, Output Port: EUT MOBILE



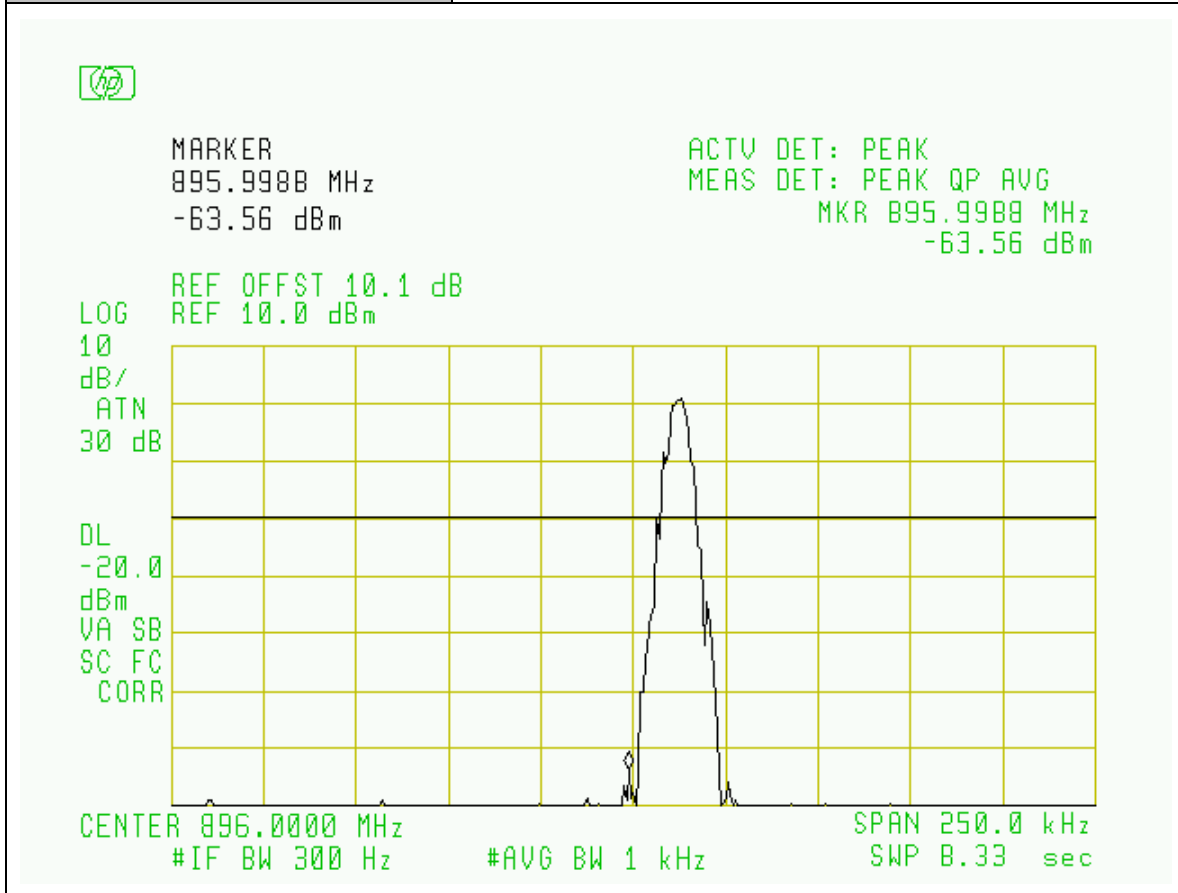
Project Number:	0048-060206-01
EUT:	Shyam Dual Band Home Booster DBHB-20-S8-S9
SN:	DBHBIDEN001
Tested By:	Edward Lee
Temperature:	70° F
Humidity:	30%

Section:	Spurious Emissions at Antenna Terminals: BAND II Bands / APCO25 Modulation
Plot Name:	UL, Hi-Chn, Upper Band Edge+1MHz
Configuration:	SG Input: -50dBm, Output Port: EUT BTS



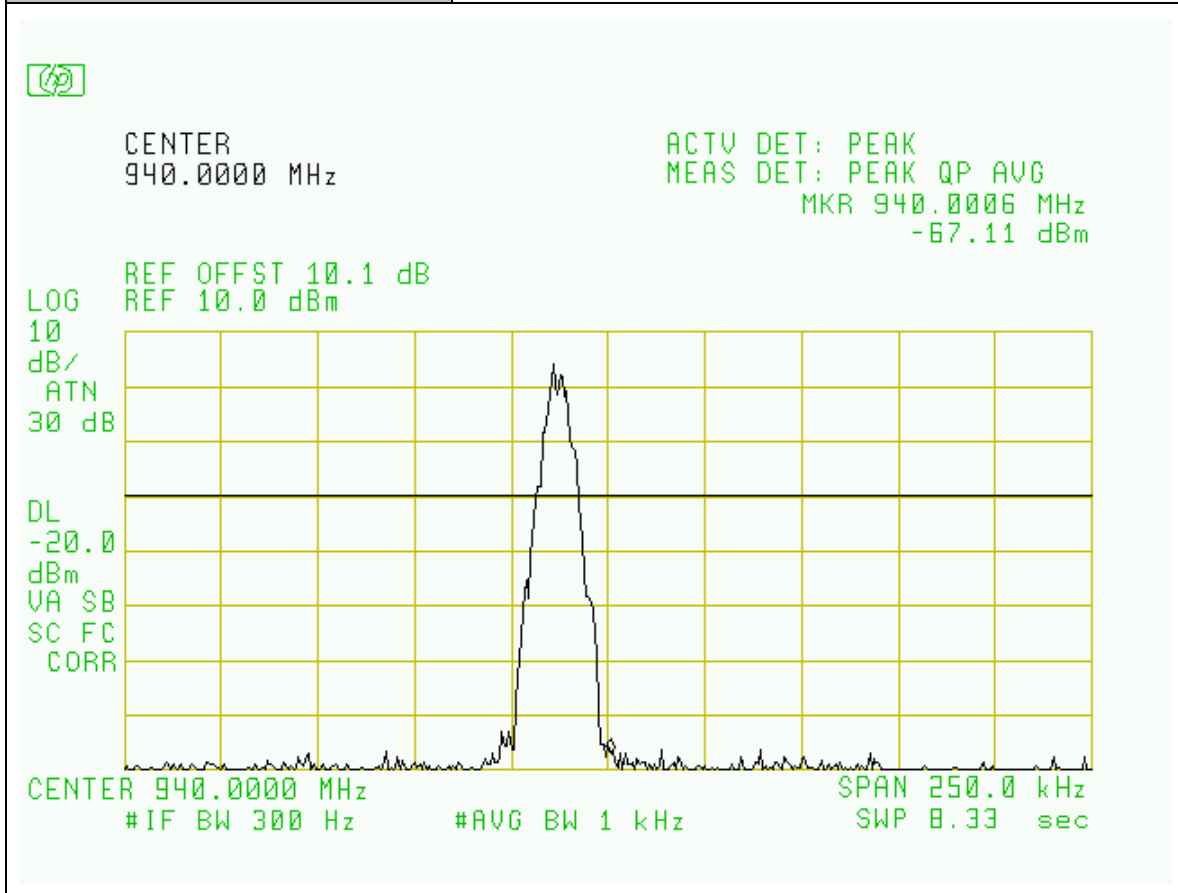
Project Number:	0048-060206-01
EUT:	Shyam Dual Band Home Booster DBHB-20-S8-S9
SN:	DBHBIDEN001
Tested By:	Edward Lee
Temperature:	70° F
Humidity:	30%

Section:	Spurious Emissions at Antenna Terminals: BAND II Bands / APCO25 Modulation
Plot Name:	UL, Low-Chn, Lower Band Edge -1MHz
Configuration:	SG Input: -50dBm, Output Port: EUT BTS



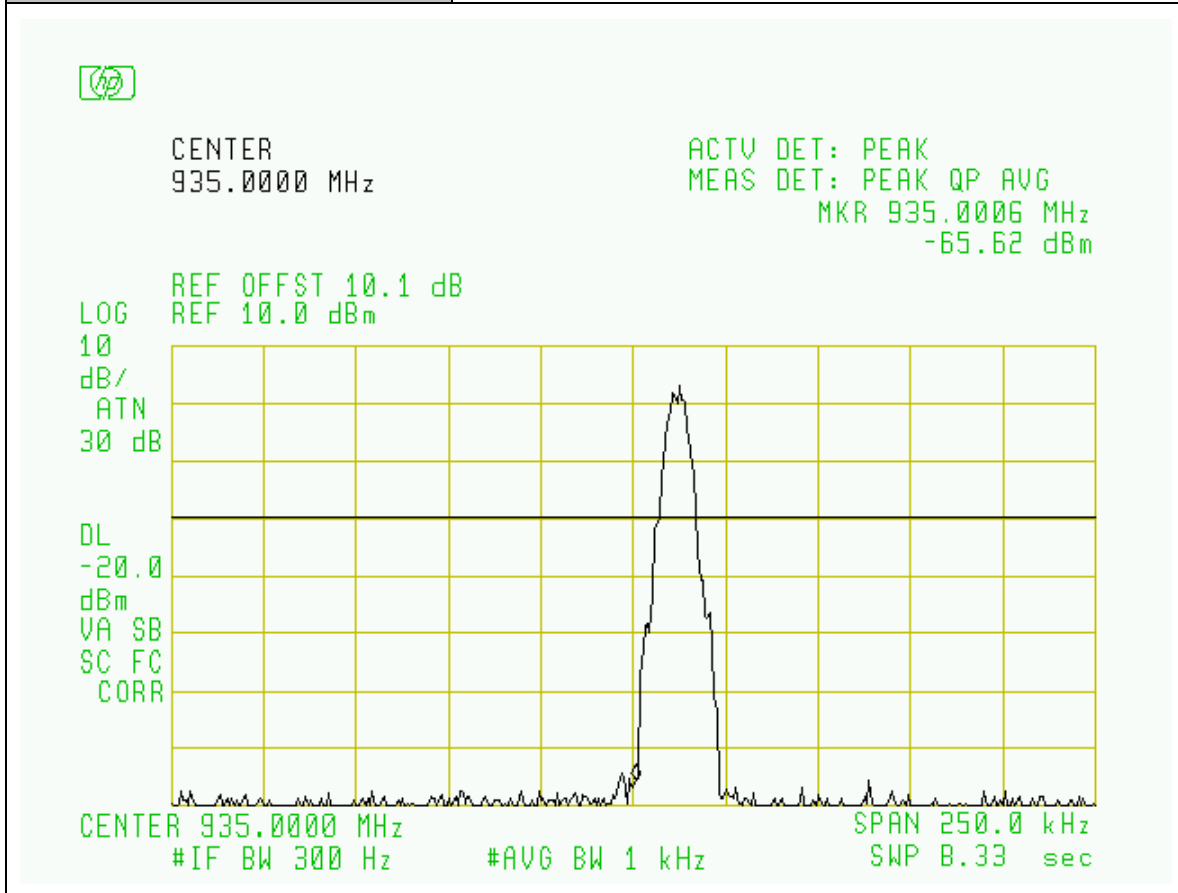
Project Number:	0048-060206-01
EUT:	Shyam Dual Band Home Booster DBHB-20-S8-S9
SN:	DBHBIDEN001
Tested By:	Edward Lee
Temperature:	70° F
Humidity:	30%

Section:	Spurious Emissions at Antenna Terminals: BAND II Bands / APCO25 Modulation
Plot Name:	DL, Hi-Chn, Upper Band Edge+1MHz
Configuration:	SG Input: -60dBm, Output Port: EUT MOBILE



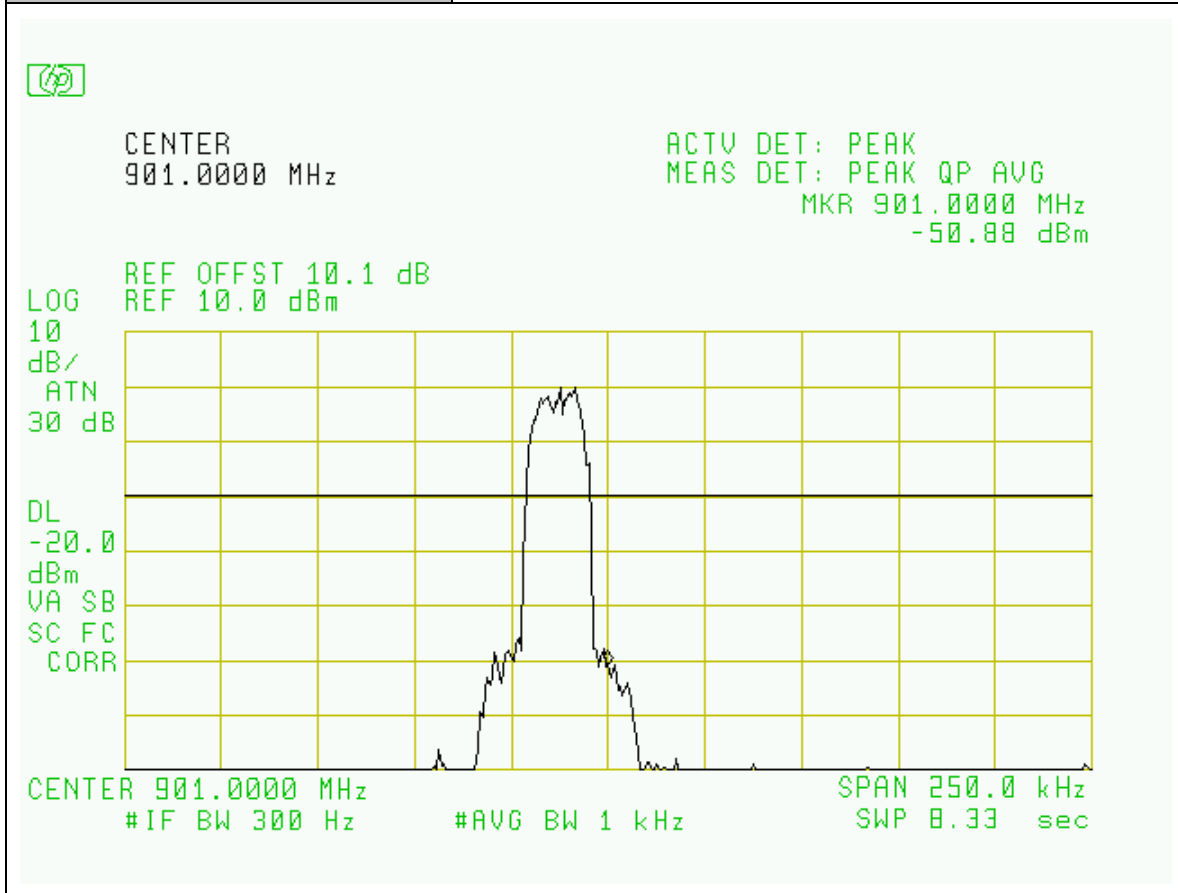
Project Number:	0048-060206-01
EUT:	Shyam Dual Band Home Booster DBHB-20-S8-S9
SN:	DBHBIDEN001
Tested By:	Edward Lee
Temperature:	70° F
Humidity:	30%

Section:	Spurious Emissions at Antenna Terminals: BAND II Bands / APCO25 Modulation
Plot Name:	DL, Low-Chn, Lower Band Edge -1MHz
Configuration:	SG Input: -60dBm, Output Port: EUT MOBILE



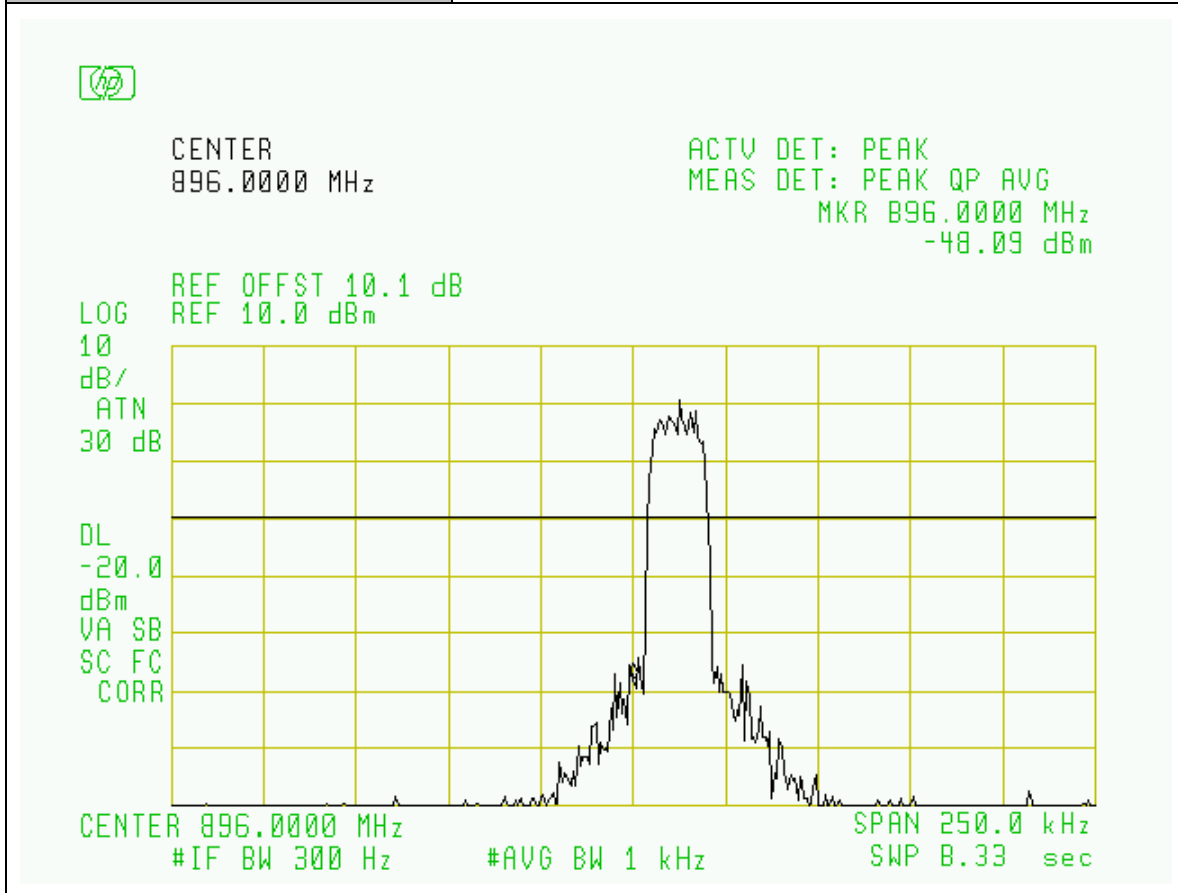
Project Number:	0048-060206-01
EUT:	Shyam Dual Band Home Booster DBHB-20-S8-S9
SN:	DBHBIDEN001
Tested By:	Edward Lee
Temperature:	70° F
Humidity:	30%

Section:	Spurious Emissions at Antenna Terminals: BAND II Bands / IDEN Modulation
Plot Name:	UL, Hi-Chn, Upper Band Edge+1MHz
Configuration:	SG Input: -50dBm, Output Port: EUT BTS



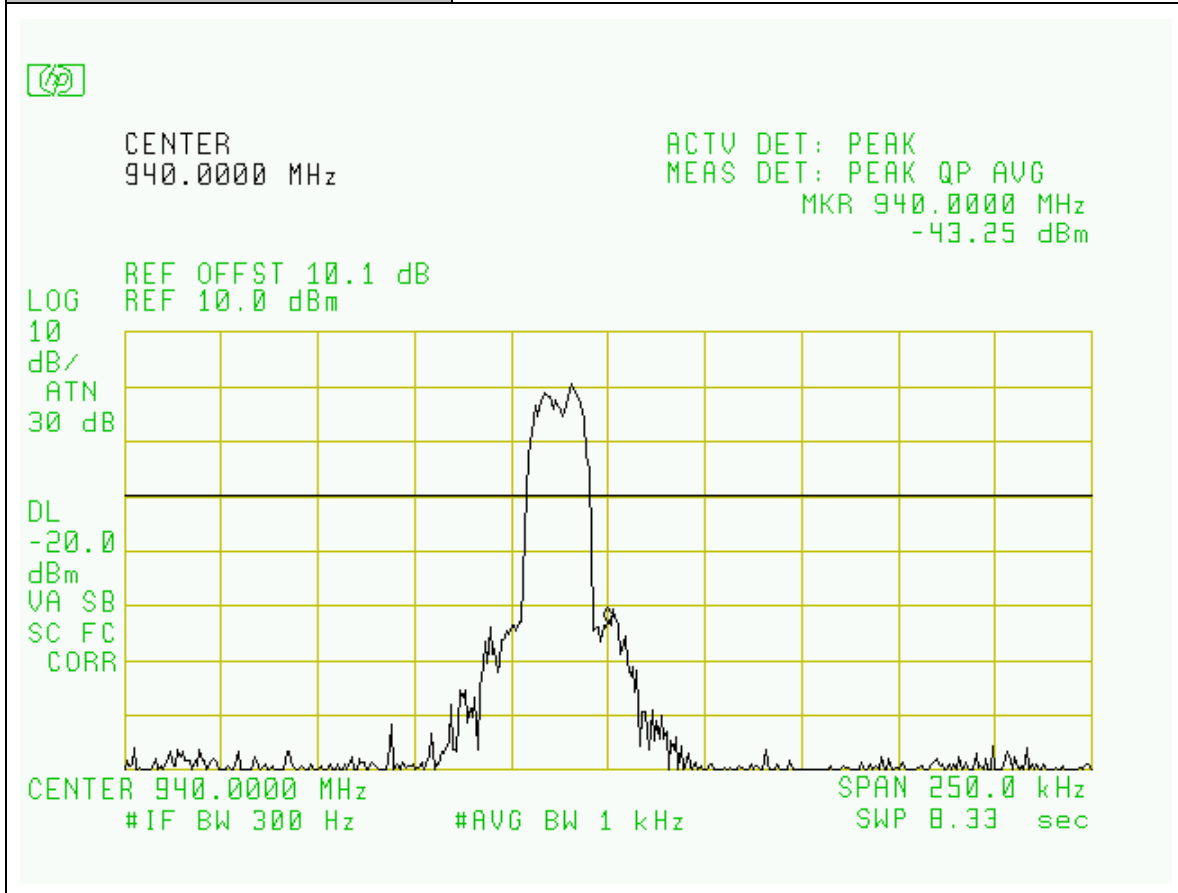
Project Number:	0048-060206-01
EUT:	Shyam Dual Band Home Booster DBHB-20-S8-S9
SN:	DBHBIDEN001
Tested By:	Edward Lee
Temperature:	70° F
Humidity:	30%

Section:	Spurious Emissions at Antenna Terminals: BAND II Bands / IDEN Modulation
Plot Name:	UL, Low-Chn, Lower Band Edge -1MHz
Configuration:	SG Input: -50dBm, Output Port: EUT BTS



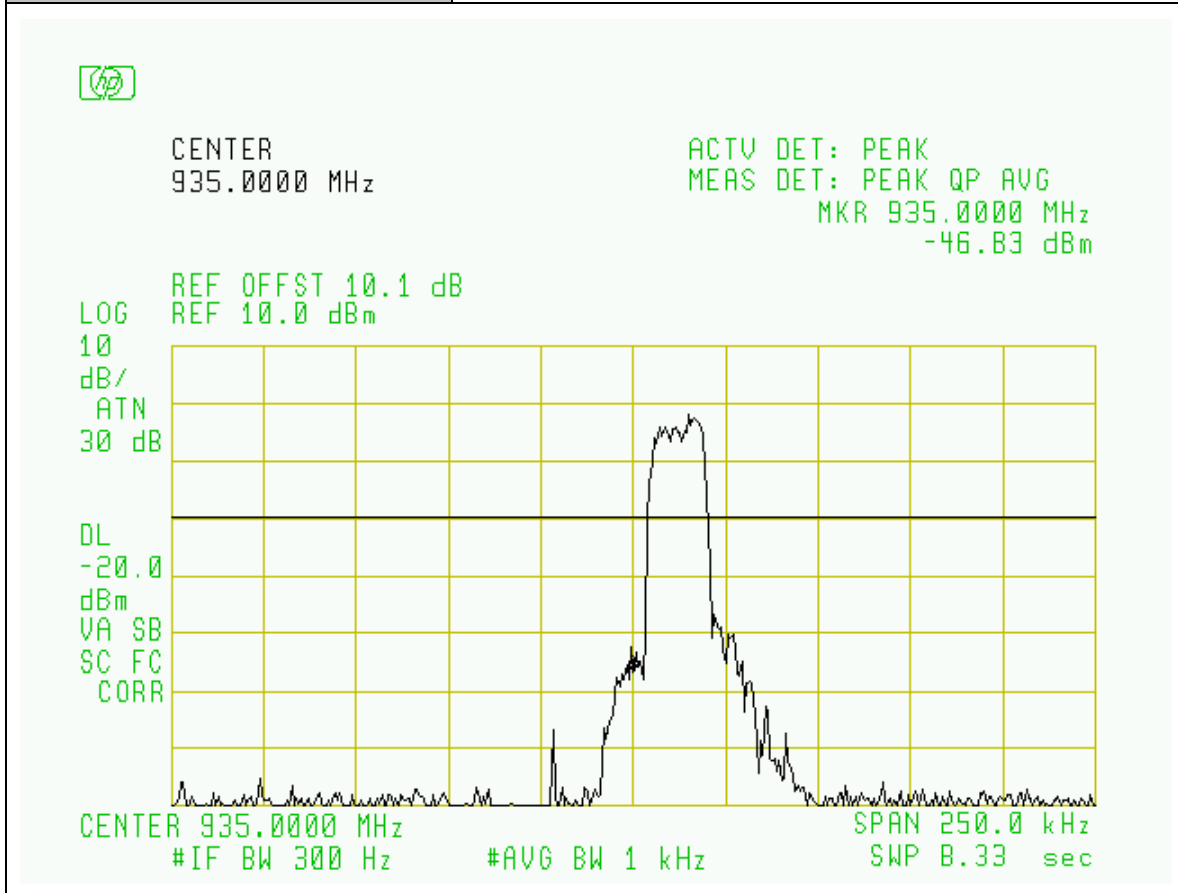
Project Number:	0048-060206-01
EUT:	Shyam Dual Band Home Booster DBHB-20-S8-S9
SN:	DBHBIDEN001
Tested By:	Edward Lee
Temperature:	70° F
Humidity:	30%

Section:	Spurious Emissions at Antenna Terminals: BAND II Bands / IDEN Modulation
Plot Name:	DL, Hi-Chn, Upper Band Edge+1MHz
Configuration:	SG Input: -60dBm, Output Port: EUT MOBILE



Project Number:	0048-060206-01
EUT:	Shyam Dual Band Home Booster DBHB-20-S8-S9
SN:	DBHBIDEN001
Tested By:	Edward Lee
Temperature:	70° F
Humidity:	30%

Section:	Spurious Emissions at Antenna Terminals: BAND II Bands / IDEN Modulation
Plot Name:	DL, Low-Chn, Lower Band Edge -1MHz
Configuration:	SG Input: -60dBm, Output Port: EUT MOBILE



Section 6. Field Strength of Spurious

Name of Test:	<i>Field Strength of Spurious</i>	Test Standard:	<i>2.1053 90.210</i>
Tested By:	EDWARD LEE	Test Date:	02/06/2006-03/03/2006

Minimum Standard: -20dBm

Method of Measurement: TIA/EIA-603-1992, Section 2.2.12
The antenna substitution method was used to determine the equivalent radiated power at spurious frequencies. The spurious emissions were measured at a distance of 3 meters. The EUT was then replaced with a reference substitution antenna with a known gain referenced to a dipole. This antenna was fed with a signal at the spurious frequency. The level of the signal was adjusted to repeat the previously measured level. The resulting ERP is the signal level fed to the reference antenna corrected for gain referenced to a dipole.

Emissions at Low, Middle, High (L,M,H) channels in each DL/UL band were investigated and the worst cases were recorded.

Two RF signals set as inputs. The frequencies of both RF signals shall be within the repeater's operating band. The spacing between both RF signals shall be the minimum possible spacing applied in a network. The level of both RF input signals shall be increased, until the maximum rated output power per channel, as declared by the manufacturer, is reached.

Test Result:

Complies

Test Data:

See Attached Table(s)

Configuration	Band I
Band	Uplink
Channel	Middle

Freq. (MHz)	H,V	SA Reading (dBuV)	SG Reading (dBm)	CL (dB)	Gain (dBi)	ERP (dBm)	Limit (dBm)	Margin (dB)
1630	V	50.5	-67	1.2	7.0	-54.35	-13	-40.35
2445	V	47.8	-71	1.3	9.0	-65.45	-13	-52.45
3260	V	43.0	-74	1.6	9.5	-68.25	-13	-55.25
4075*	V	38.9	-81	1.8	9.7	-75.25	-13	-62.25
4890*	V	38.7	-81	2.0	9.7	-75.45	-13	-62.45
5705*	V	40.5	-79	2.3	10.5	-72.95	-13	-59.95
6520*	V	40.8	-79	2.4	11.4	-72.15	-13	-59.15
7335*	V	40.4	-79	2.7	11.2	-72.65	-13	-59.65
8150*	V	40.8	-79	2.8	10.0	-73.95	-13	-60.95

NOTE:

* Measured noise floor

SA: Spectrum Analyzer

SG: Signal Generator

CL: SMA cable loss (6ft)

Worse case: Vertical & M>H>L

H=horizontal and V=vertical

ERP = SG reading - CL + Gain (dBi)-2.15

Margin = ERP - Limit

Configuration	Band I
Band	Downlink
Channel	High

Freq. (MHz)	H,V	SA Reading (dBuV)	SG Reading (dBm)	CL (dB)	Gain (dBi)	ERP (dBm)	Limit (dBm)	Margin (dB)
1738	V	48.3	-69	1.2	7.0	-64.35	-13	-51.35
2607	V	58.0	-60	1.4	9.1	-54.45	-13	-41.45
3476	V	46.0	-73	1.7	9.1	-67.75	-13	-54.75
4345*	V	38.6	-80	1.9	10.0	-74.05	-13	-61.05
5214*	V	40.0	-80	2.1	10.0	-74.25	-13	-61.25
6083*	V	41.5	-79	2.4	11.0	-72.55	-13	-59.55
6950*	V	41.4	-79	2.5	10.5	-73.15	-13	-60.15
7821*	V	41.5	-79	2.8	10.0	-73.95	-13	-60.95
8690*	V	41.6	-78	2.9	10.9	-72.15	-13	-59.15

NOTE:

* Measured noise floor

SA: Spectrum Analyzer

SG: Signal Generator

CL: SMA cable loss (6ft)

Worse case: Vertical & H>M>L

H=horizontal and V=vertical

ERP = SG reading - CL + Gain (dBi)-2.15

Margin = ERP - Limit

Configuration	Band II
Band	Uplink
Channel	High

Freq. (MHz)	H,V	SA Reading (dBuV)	SG Reading (dBm)	CL (dB)	Gain (dBi)	ERP (dBm)	Limit (dBm)	Margin (dB)
1802	V	49.0	-67	1.2	7.3	-63.05	-13	-50.05
2703	V	45.1	-72	1.4	9.2	-65.35	-13	-52.35
3604	V	45.5	-73	1.7	9.6	-67.25	-13	-54.25
4505*	V	36.9	-82	1.9	10.5	-75.55	-13	-62.55
5406*	V	37.8	-81	2.1	10.1	-75.15	-13	-62.15
6307*	V	40.3	-79	2.4	11.2	-72.35	-13	-59.35
7208*	V	40.5	-79	2.5	10.7	-72.95	-13	-59.95
8109*	V	41.6	-79	2.8	10.0	-73.95	-13	-60.95
9010*	V	41.3	-79	2.9	10.8	-73.25	-13	-60.25

NOTE:

* Measured noise floor

SA: Spectrum Analyzer

SG: Signal Generator

CL: SMA cable loss (6ft)

Worse case: Vertical & H>L

H=horizontal and V=vertical

ERP = SG reading - CL + Gain (dBi)-2.15

Margin = ERP - Limit

Configuration	Band II
Band	Downlink
Channel	High

Freq. (MHz)	H,V	SA Reading (dBuV)	SG Reading (dBm)	CL (dB)	Gain (dBi)	ERP (dBm)	Limit (dBm)	Margin (dB)
1802	V	48.0	-68	1.2	7.3	-64.05	-13	-51.05
2703	V	61.5	-56	1.4	9.2	-50.35	-13	-37.35
3700.4	V	47.4	-71	1.7	9.6	-63.1	-13	-50.1
4700*	V	38.5	-81	2.0	9.7	-75.45	-13	-62.45
5640*	V	38.2	-80	2.3	10.5	-71.4	-13	-58.4
6580*	V	41.0	-79	2.4	11.4	-72.15	-13	-59.15
7520*	V	41.0	-78	2.7	11.2	-71.65	-13	-58.65
8460*	V	41.8	-78	2.8	10.1	-72.85	-13	-59.85
9400*	V	42.0	-79	3.0	11.4	-72.75	-13	-59.75

NOTE:

* Measured noise floor

SA: Spectrum Analyzer**SG:** Signal Generator**CL:** SMA cable loss (6ft)**Worse case: Vertical & H>L****H=horizontal and V=vertical****ERP = SG reading - CL + Gain (dBi)-2.15****Margin = ERP - Limit**

Section 7. Frequency Stability

Name of Test:	<i>Frequency Stability</i>	Test Standard:	<i>2.1055 22.355&24.235</i>
Tested By:	WEI LI	Test Date:	02/06/2006-03/03/2006

Minimum Standard: Para. No. 22.355. The transmitter carrier frequency shall remain within the tolerances given in Table C-1.

TABLE C-1.—FREQUENCY TOLERANCE FOR TRANSMITTERS IN THE PUBLIC MOBILE SERVICES

Frequency range (MHz)	Base, fixed (ppm)	Mobile ≤3 watts (ppm)	Mobile ≤3 watts (ppm)
25 to 50	20.0	20.0	50.0
50 to 450	5.0	5.0	50.0
450 to 512	2.5	5.0	5.0
821 to 896	1.5	2.5	2.5
928 to 929	5.0	n/a	n/a
929 to 960	1.5	n/a	n/a
2110 to 2220	10.0	n/a	n/a

Para No. 24.235. The frequency stability shall be sufficient to ensure that the fundamental emission stays within the authorized frequency block.

Method of Measurement: Frequency Stability With Voltage Variation:
The E.U.T. is placed in an environmental chamber and allowed to stabilize at +20 degrees Celsius for at least 15 minutes. Set SA resolution bandwidth low enough (30Hz) to obtain the desired frequency resolution. (Using frequency counter method: The frequency counter and signal generator are phase locked with the same 10 MHz reference frequency by connecting the 10 MHz ref. out of the counter to the 10MHz ref, in of the signal generator). With the voltage input to the E.U.T. set to 85% S.T.V., the frequency is measured in 30 second intervals for a period of 5 minutes. This procedure is repeated at 100% S.T.V. and 115% S.T.V.

Frequency Stability With Temperature Variation:
The input voltage to the E.U.T. is set to S.T.V. and the temperature of the environmental chamber is varied in 10 degree steps from -30 degrees C to +50 degrees C. The E.U.T. is allowed to stabilize at each temperature and the frequency is measured in 30 second intervals for a period of 5 minutes.

Test Result:

Complies

Test Data:

See Attached Table(s)

Not Applicable

Section 8. Out of Band Rejection

Name of Test:	<i>Out of Band Rejection</i>	Test Standard:	<i>EAB/RF-2-11-04</i>
Tested By:	Edward Lee	Test Date:	02/06/2006-03/03/2006

Minimum Standard: The passband gain shall not exceed the nominal gain by more than 1.0 dB. The 20 dB bandwidth shall not exceed the nominal bandwidth that is stated by the manufacturer. Outside of the 20 dB bandwidth, the gain shall not exceed the gain at the 20 dB point.

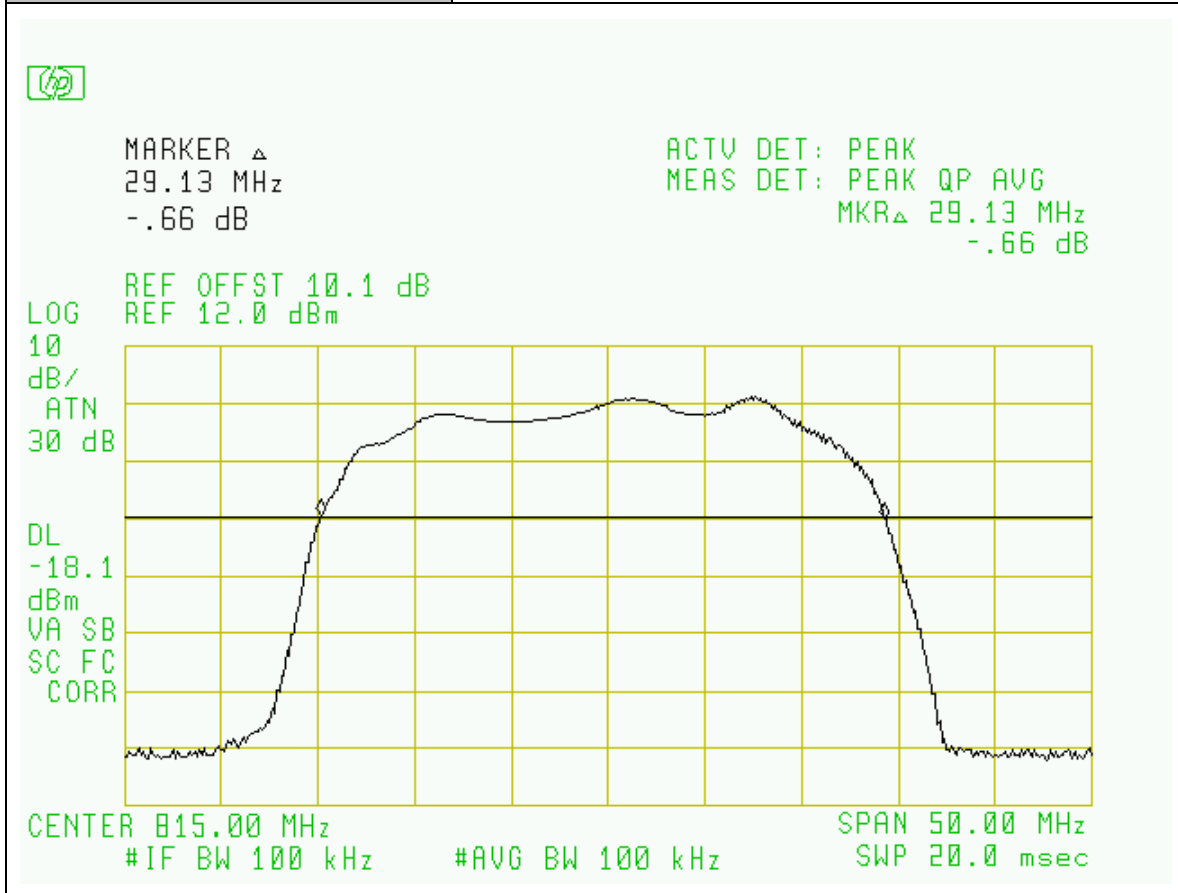
Method of Measurement: Adjust the internal gain control of the equipment under test to the nominal gain for which equipment certification is sought. With the aid of a signal generator and spectrum analyzer, measure the 20 dB bandwidth of the amplifier (i.e. at the point where the gain has fallen by 20 dB). Measure the gain-versus-frequency response of the amplifier from the midband frequency f_0 of the passband up to at least $f_0 \pm 250\%$ of the 20 dB bandwidth.

Test Result:**Complies****Test Data:**

See Attached Table(s)

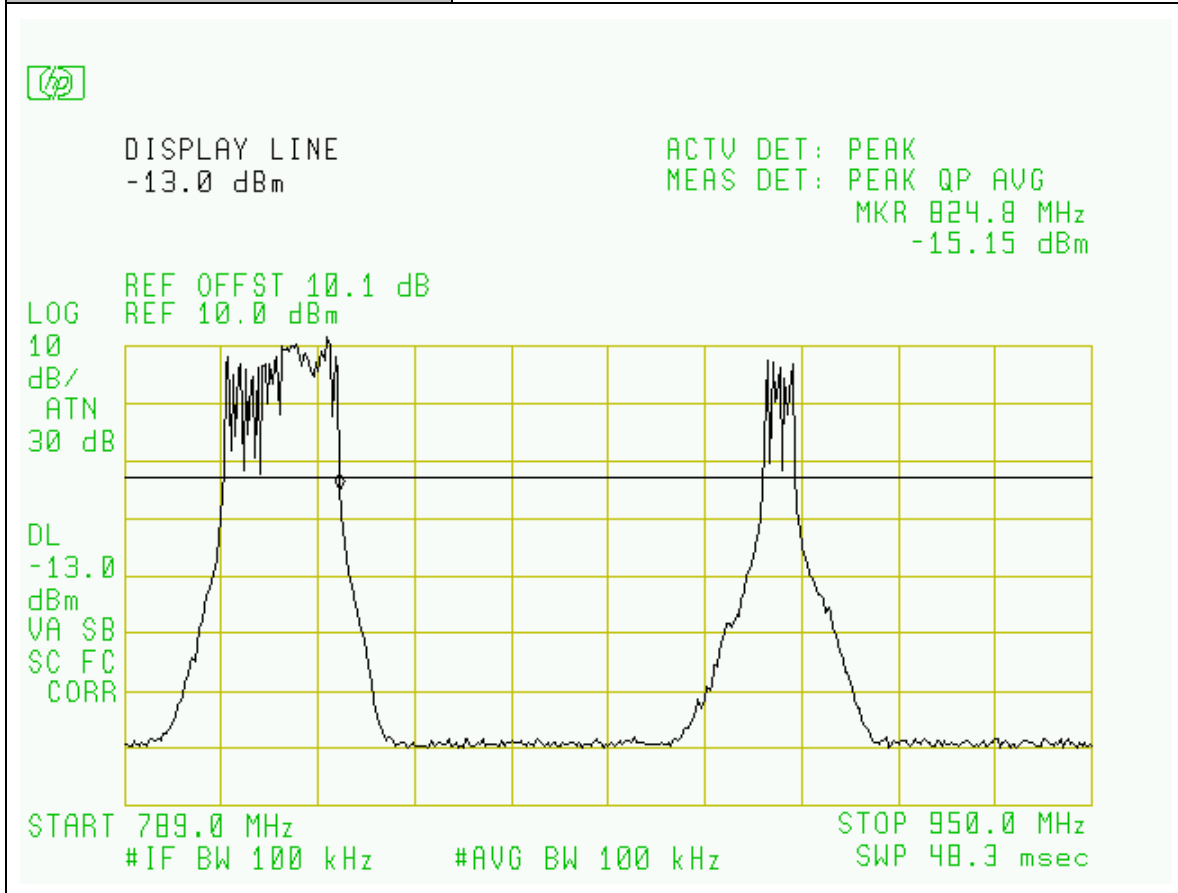
Project Number:	0048-060206-01
EUT:	Shyam Dual Band Home Booster DBHB-20-S8-S9
SN:	DBHBIDEN001
Test By:	Edward Lee
Temperature:	70° F
Humidity:	30%

Section:	Pass Band Gain & 20dB Bandwidth
Plot Name:	800 Band I Uplink Full Band Span
Configuration:	Server Antenna Connector was connected to SG. Input: -60dBm



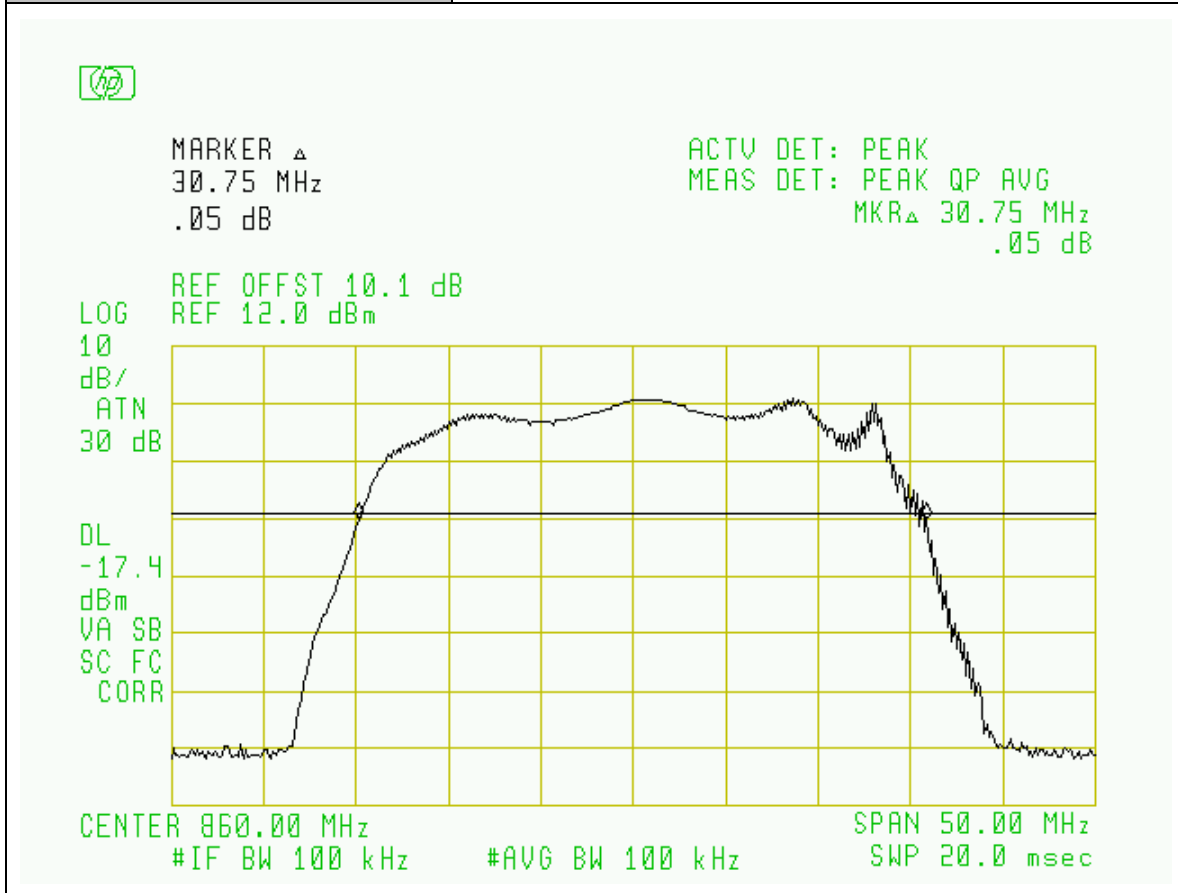
Project Number:	0048-060206-01
EUT:	Shyam Dual Band Home Booster DBHB-20-S8-S9
SN:	DBHBIDEN001
Test By:	Edward Lee
Temperature:	70° F
Humidity:	30%

Section:	Pass Band Gain & 20dB Bandwidth
Plot Name:	800 Band I Uplink Full Band-250% Span
Configuration:	Server Antenna Connector was connected to SG. Input: -60dBm



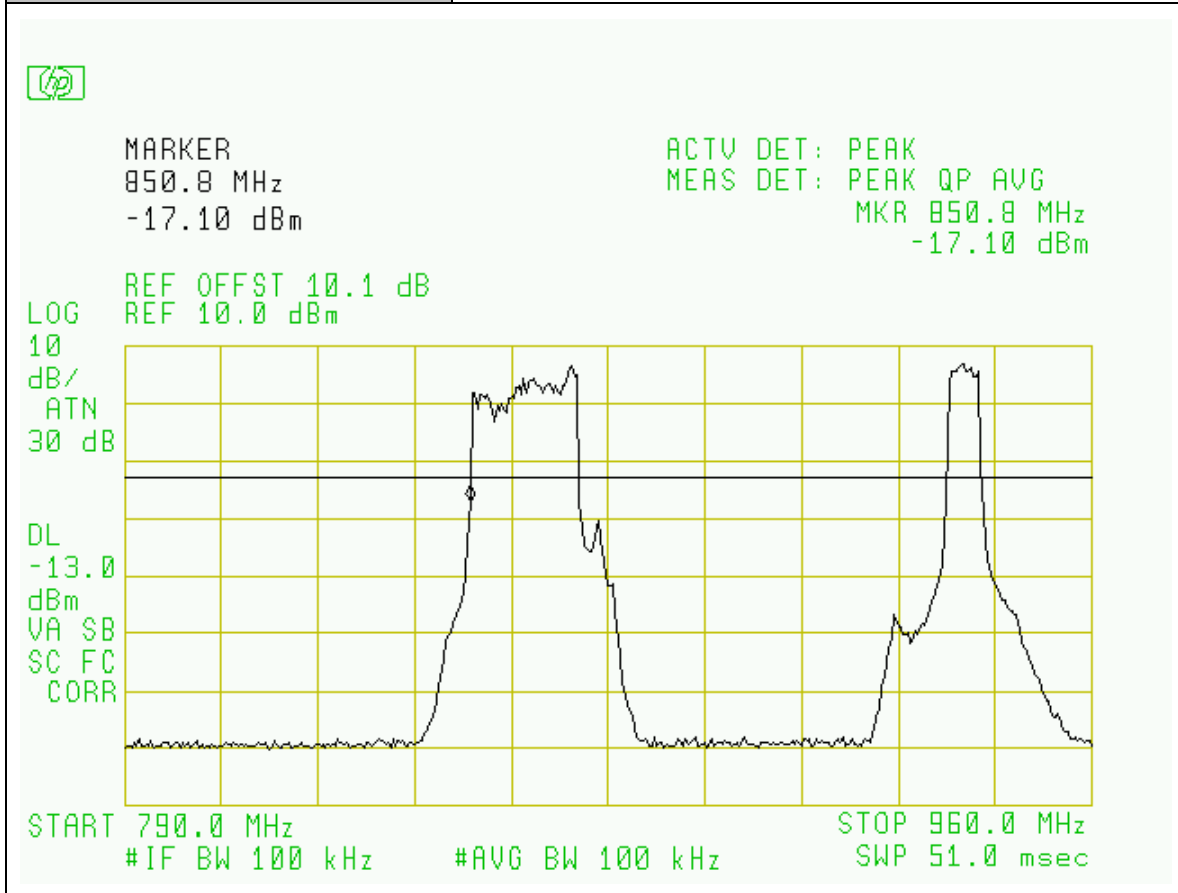
Project Number:	0048-060206-01
EUT:	Shyam Dual Band Home Booster DBHB-20-S8-S9
SN:	DBHBIDEN001
Test By:	Edward Lee
Temperature:	70° F
Humidity:	30%

Section:	Pass Band Gain & 20dB Bandwidth
Plot Name:	800 Band I Downlink Full Band Span
Configuration:	Donor Antenna Connector was connected to SG. Input: -60dBm



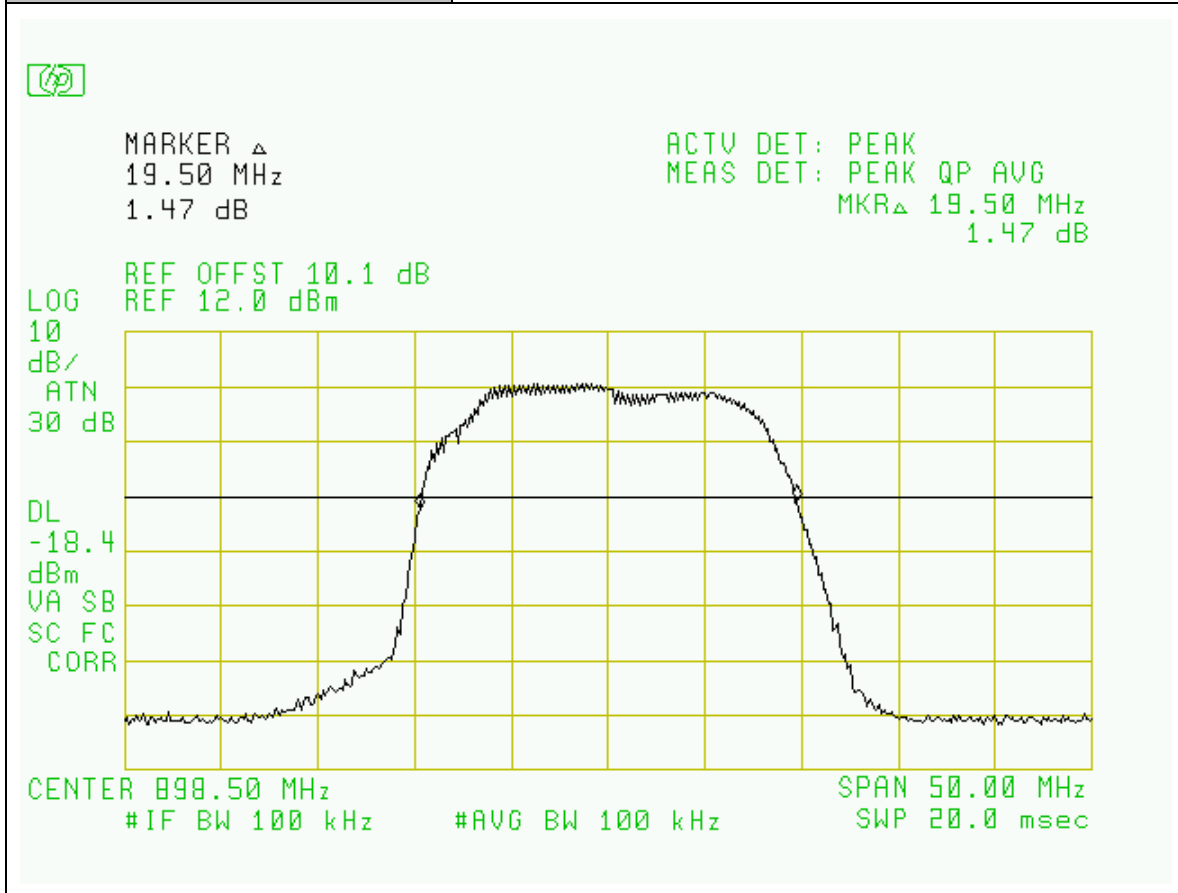
Project Number:	0048-060206-01
EUT:	Shyam Dual Band Home Booster DBHB-20-S8-S9
SN:	DBHBIDEN001
Test By:	Edward Lee
Temperature:	70° F
Humidity:	30%

Section:	Pass Band Gain & 20dB Bandwidth
Plot Name:	800 Band I Downlink Full Band-250% Span
Configuration:	Donor Antenna Connector was connected to SG. Input: -60dBm



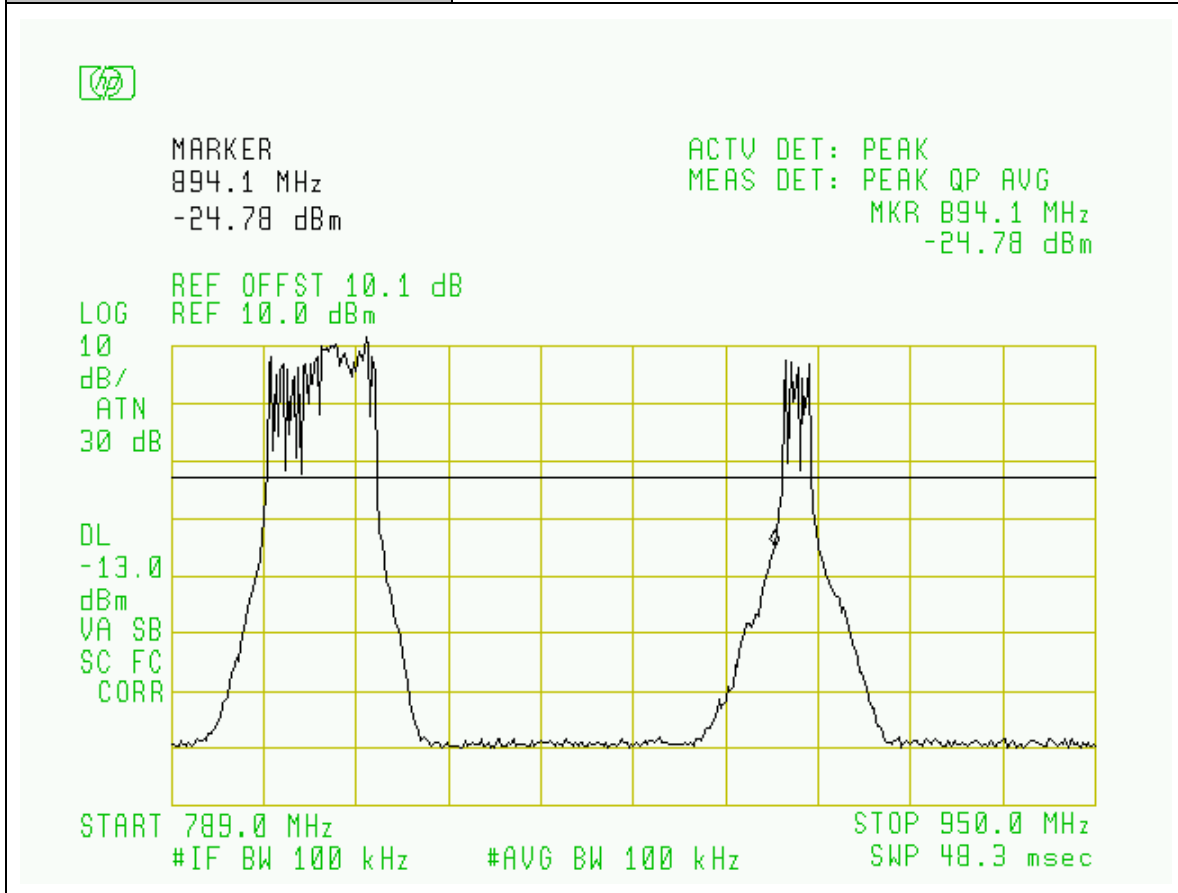
Project Number:	0048-060206-01
EUT:	Shyam Dual Band Home Booster DBHB-20-S8-S9
SN:	DBHBIDEN001
Test By:	Edward Lee
Temperature:	70° F
Humidity:	30%

Section:	Pass Band Gain & 20dB Bandwidth
Plot Name:	900 BAND II Uplink Full Band Span
Configuration:	Server Antenna Connector was connected to SG. Input: -60dBm



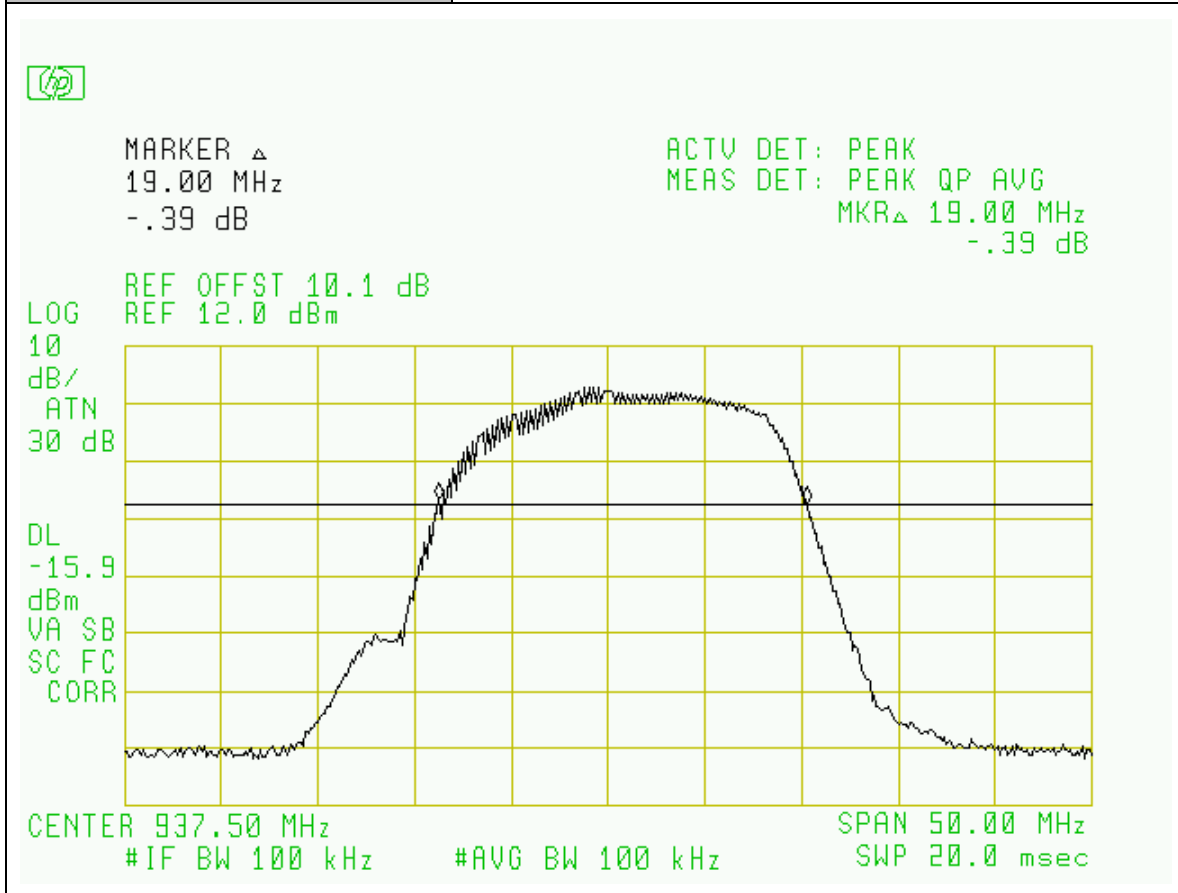
Project Number:	0048-060206-01
EUT:	Shyam Dual Band Home Booster DBHB-20-S8-S9
SN:	DBHBIDEN001
Test By:	Edward Lee
Temperature:	70° F
Humidity:	30%

Section:	Pass Band Gain & 20dB Bandwidth
Plot Name:	900 BAND II Uplink Full Band-250% Span
Configuration:	Server Antenna Connector was connected to SG. Input: -60dBm



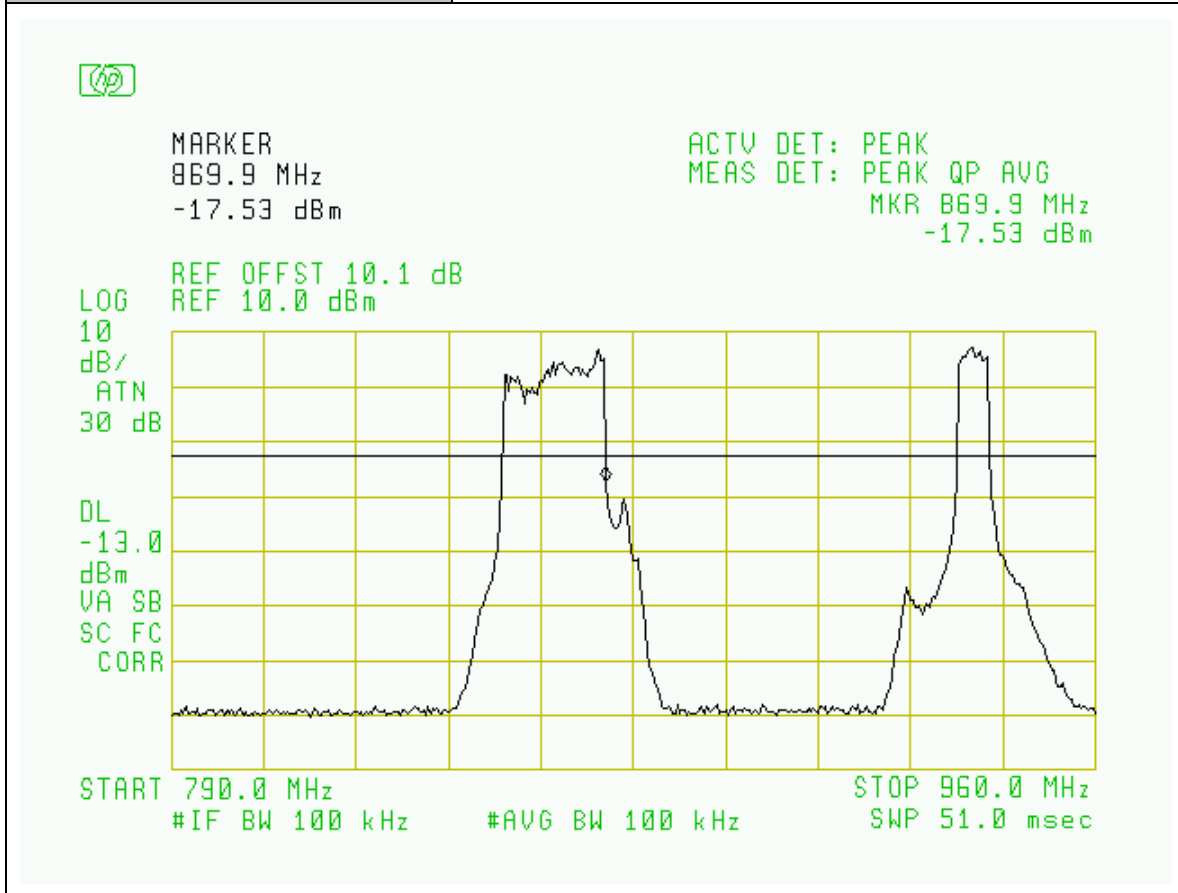
Project Number:	0048-060206-01
EUT:	Shyam Dual Band Home Booster DBHB-20-S8-S9
SN:	DBHBIDEN001
Test By:	Edward Lee
Temperature:	70° F
Humidity:	30%

Section:	Pass Band Gain & 20dB Bandwidth
Plot Name:	900 BAND II Downlink Full Band Span
Configuration:	Donor Antenna Connector was connected to SG. Input: -60dBm



Project Number:	0048-060206-01
EUT:	Shyam Dual Band Home Booster DBHB-20-S8-S9
SN:	DBHBIDEN001
Test By:	Edward Lee
Temperature:	70°F
Humidity:	30%

Section:	Pass Band Gain & 20dB Bandwidth
Plot Name:	900 BAND II Downlink Full Band-250% Span
Configuration:	Donor Antenna Connector was connected to SG. Input: -60dBm



Section 9. Test Equipment List

Manufacture	Model	Serial No.	Description	Last Cal dd/mm/ yy	Cal Due dd/mm/ yy
HP	HP8546A	3448A00290	EMI Receiver	12/01/06	12/01/07
HP	E4432B	US38220355	250K-3GHz Signal Generator	17/09/05	17/09/06
EMCO	3104C	9307-4396	20-300MHz Biconical Antenna	12/02/06	12/02/07
EMCO	3146	9008-2860	200-1000MHz Log-Periodic Antenna	09/02/06	09/02/07
Fischer Custom	LISN-2	900-4-0008	Line Impedance Stabilization Networks	23/08/05	23/08/06
Fischer Custom	LISN-2	900-4-0009	Line Impedance Stabilization Networks	23/08/05	23/08/06
EMCO	6502	2665	10KHz-30MHz Active Loop Antenna	27/02/05	27/02/06
EMCO	3115	4945	Double Ridge Guide Horn Antenna	11/08/05	11/08/06
HP	8569B	2607A02802	1GHz-22GHz Spectrum Analyzer	10/02/06	10/02/07
Advantest	R3271	5003583	100Hz-26.5GHz Spectrum Analyzer	30/04/05	30/04/06
Delta Design	5900C	0-67-26	Temperature Chamber	24/03/05	24/03/06
HP	E8254A	US42110367	Signal Generator	23/03/05	23/03/06
Electro-Metrics	RGA-50	8-95	Double Ridge Guide Horn Antenna	10/02/05	10/02/06
EMCO	3116	4943	Double Ridge Guide Horn Antenna	11/01/06	11/01/07
Scientific-Atlanta	12A-18	441	Wave Guide Horn Antenna	04/08/05	04/08/06