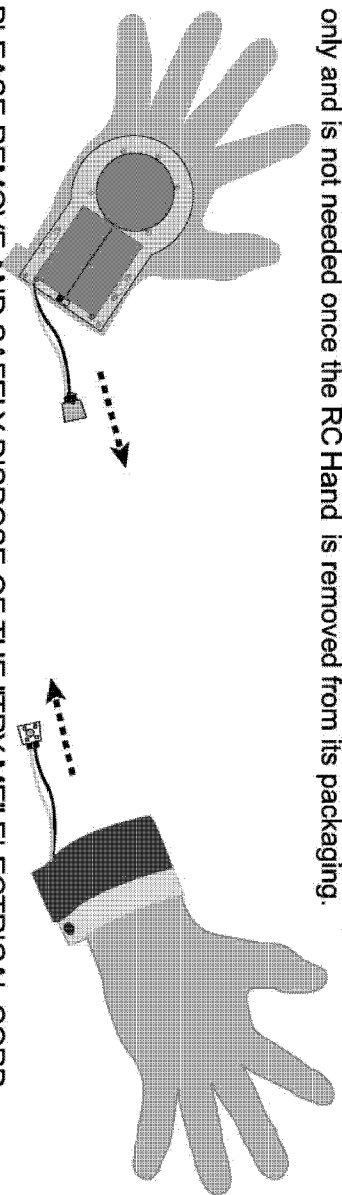


BEFORE USE

The attached "Try Me" electrical cord is used for in-package demonstration purposes only and is not needed once the RC Hand is removed from its packaging.



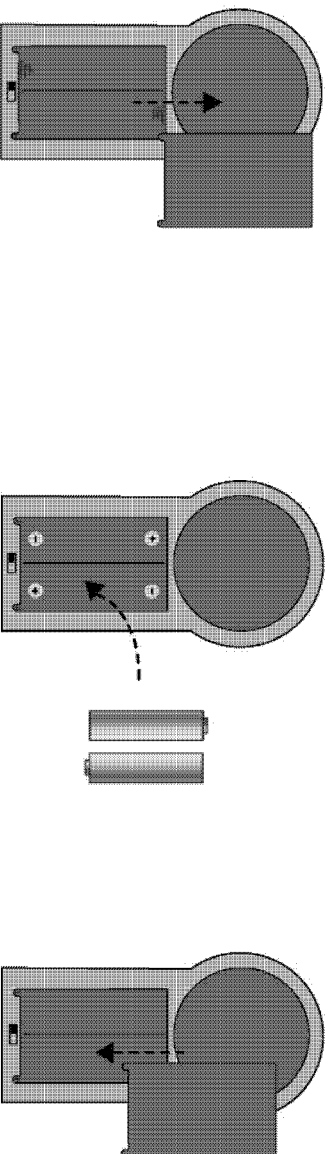
PLEASE REMOVE AND SAFELY DISPOSE OF THE "TRY ME" ELECTRICAL CORD ONCE YOU HAVE REMOVED YOUR RC HAND FROM ITS PACKAGING. BECAUSE OF SMALL PARTS, DO NOT ALLOW SMALL CHILDREN, PARTICULARLY THOSE UNDER THREE YEARS OF AGE TO PLAY WITH OR MAKE USE OF THE TRY ME ELECTRICAL CORD WITH ANY OTHER PRODUCTS.

1. INSERTING CONTROLLER BATTERIES



- Remove battery cover using Philips head screwdriver.
- Insert batteries, matching up the plus/minus symbols as indicated inside the battery compartment. Replace battery cover firmly.

2. INSERTING RC HAND BATTERIES





- Remove battery cover located on the under side using Philips head screwdriver.
- Insert batteries, matching up the plus/minus symbols as indicated inside the battery compartment.
- Replace battery cover firmly.

3. OPERATING YOUR RC HAND



- Slide the switch located on the under side to the ON position.
- LED Indicator illuminates when the Controller is turned on.



- When the  is pressed and held down, your RC Hand will begin to move forward and continue until you release the button.

- To turn your RC Hand to the right, press the  and hold it down. To stop, release the button.

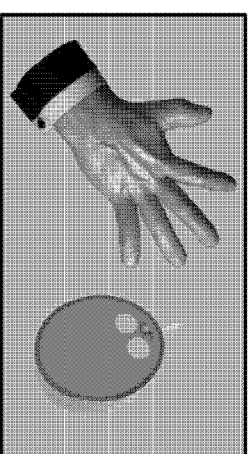
*Signal range is 12-15 feet. Motor will stop if this range is exceeded. Please move closer to your RC Hand if this occurs.

- RC Hand works only on a flat, smooth surface.

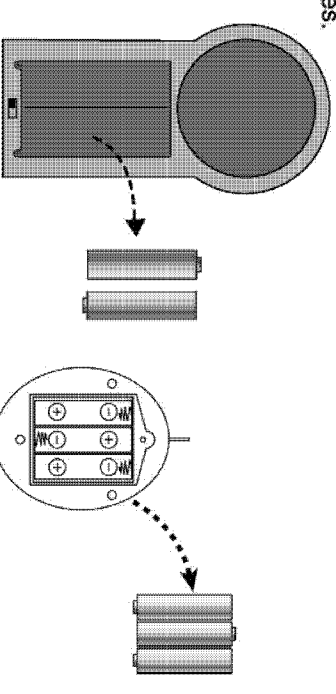
4. AFTER PLAY



- Turn off RC Hand and controller using on/off switches.



- Please store in the original protective package to avoid damaging RC Hand.



- If RC Hand is not used for a long period, please remove the batteries to avoid corrosion.

PROPER USE INSTRUCTIONS

Please read instruction manual carefully before operating RC Hand.

Please keep these instructions for future reference.

Adult supervision is recommended. Keep out of reach of children below 6.

Never attempt to repair as this may void your warranty.

Do not mix old batteries with new ones.

Do not mix alkaline, carbon-zinc, or rechargeable batteries.

Do not operate in water.

Do not touch moving fingers while RC Hand is in use.

NOTE

This equipment has been tested and found to comply with the limits for a Class B digital device, pursuant to Part 15 of the FCC Rules. These limits are designed to provide reasonable protection against harmful interference in a residential installation. This equipment generates, uses and can radiate radio frequency energy and, if not installed and used in accordance with the instructions, may cause harmful interference to radio communications.

However, there is no guarantee that interference will not occur in a particular installation. If this equipment does cause harmful interference to radio or television reception, which can be determined by turning the equipment off and on, the user is encouraged to try to correct the interference by one or more of the following measures:

- Reorient or relocate the receiving antenna.
- Increase the separation between the equipment and receiver.
- Connect the equipment into an outlet on a circuit different from that to which the receiver is needed.
- Consult the dealer or an experienced radio/TV technician for help

WARRANTY

This product is warranted against manufacturing defects in both material and workmanship for 60 days from the date of original purchase. Within this period, TOMY CORPORATION will either repair or replace this product without charge for parts or labor. Do not attempt to repair or modify this equipment, as this may void your warranty.

IMPORTANT: PLEASE KEEP YOUR ORIGINAL SALES RECEIPT AS PROOF OF PURCHASE.

Without the required proof of purchase you may not be eligible for coverage under this Limited Warranty. If you have any problems with this product, please call TOMY Customer Service toll free at 1-888-238-8103. Our Customer Service Operator will provide you with the proper information and instructions to deal with your questions or problems with this product. The decision whether to repair or replace this product is at the sole decision of TOMY Corporation. This warranty does NOT cover damage or failure caused by, or attributable to acts of God, abuse, misuse, improper or abnormal usage, or any repairs (other than those provided by TOMY Corporation) or shipping costs incurred in transporting this product to TOMY Corporation.

Some states do not allow the limitation or exclusion of incidental or consequential damages and some states do not allow limitation or exclusion of implied warranties; therefore the aforesaid limitation(s) or exclusions may not apply to the purchaser. This warranty gives you specific legal rights and you may have other rights which vary from state to state. This Limited Warranty is VOID if this product is purchased outside of either the U.S.A. or Canada.

Avoiding frequency interference: If your RC Hand is behaving strangely this may be due to frequency interference, which will not damage your RC Hand. Your RC Hand operates in the 49MHz range. Please do not use other devices operating in this band nearby. Frequency interference may also be caused by sources such as CB radios, microwave transmitters, cordless telephones, wireless communication or security systems, high-voltage transformers or even certain buildings. If you encounter frequency interference simply move to a different location and the problem should disappear.

FCC REQUIREMENT

FCC ID : S3671312TOMY06


This device complies with part 15 of the FCC Rules. Operation is subject to the following two conditions:
(1) this device may not cause harmful interference, and
(2) this device must accept any interference received, including interference that may cause undesired operation.

"Modifications not authorized by the manufacturer may void users authority to operate this device"

TAKARA®
Customer Service
1-888-238-8103

Manufactured for TOMY Corporation
©2006 TOMY Corporation, Santa Ana, CA 92707
All Right Reserved.
MADE IN CHINA

TAKARA®
ITEM NUMBER 71312



FEATURES

Functions: Forward, right turn and stop.

BATTERY REQUIREMENTS

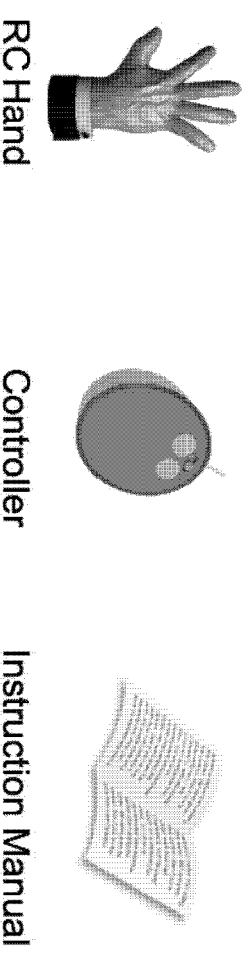
Controller: 3 X AA alkaline (1.5V) batteries.
RC Hand: 2 X AAA alkaline (1.5V) batteries.
Battery life approximately 1 hour with constant use.

Please read instruction manual carefully before operating RC Hand.
Please keep instruction manual and display box for future reference.

Any Questions?

Call Takara Customer Service
Toll free at 1-888-238-8103

CONTENTS



RC Hand

Controller

Instruction Manual

TAKARA®