

1

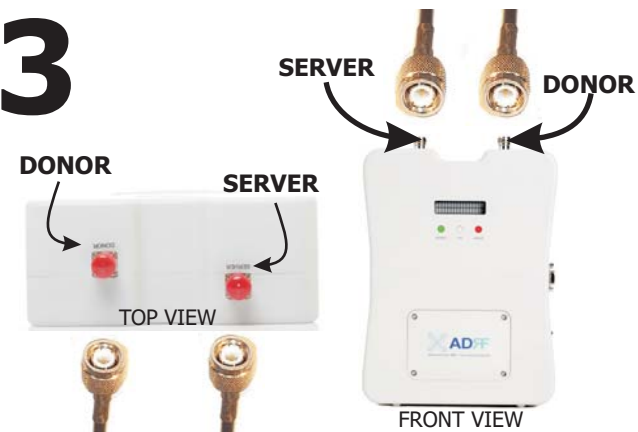


2



REPEATER PLACEMENT

3



CONNECT ANTENNAS/CABLES

4




CONNECT POWER CABLES, AND POWER ON

5




HOLD VFD FOR 5 SECONDS TO ENTER BAND MODE

6



SELECT BANDWIDTH & BAND

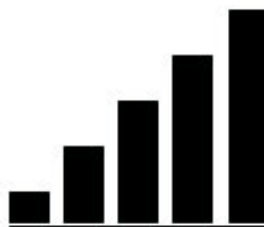
7



Display Screen (Cycles Information)

CHECK UL/DL NUMBERS

8



CHECK SIGNAL LEVELS

Documentation and Software can be found on the CD-ROM included in the Delos box.

Technical Support

Contact ADRF's Technical Support Team for assistance with:

- Software Questions
- Setting up the Delos
- Delos Operation
- Troubleshooting Questions

1-323-254-8131
1-800-313-9345
www.adrftech.com



1 OPEN THE BOX

The box should contain:

- 1 - Delos Series Repeater
- 1 - CD (Software and User Guide)
- 1 - USB Cable
- 1 - AC/DC Power Adapter
- 1 - Quick Install Guide Sheet

2 REPEATER PLACEMENT

Locate the place where you will put the Delos. You can hang the Delos or put it on anything. In any case, make sure the Delos is securely fastened to a wall or any structure so that it won't move.

3 ANTENNA CONNECTION

Connect the donor/server antenna cables to the Delos's antenna ports on top as shown in figure 3.

Adjust antenna positioning to assure maximum coverage.

4 POWER

Plug in the power converter. (110VAC Adapter)

Turn on the Delos.

The Delos will start extending RF coverage as soon as you power it on.

5 BAND SELECTION MODE

Press and hold the VFD button as shown in figure 5 to enter "Band Mode."

6 SELECT BAND/CHANNEL

By pressing the Power button you will change the bandwidth to either 5, 10, or 15MHz.

By pressing the Alarm button you will increment the band accordingly.

7 DOWNLINK/UPLINK

After 5 seconds the Delos will exit from Band Selection Mode. At this time the Delos will cycle information regarding the downlink and uplink signals.

Make sure these numbers are accurate and stable.

8 POST SURVEY

Congratulations! The Delos has been successfully installed and is ready for use.

It is recommended to do a walk-through inside of the building and make live phone calls to verify RF coverage.

Documentation and Software can be found on the CD-ROM included in the Delos box.

Technical Support

Contact ADRF's Technical Support Team for assistance with:

- Software Questions
- Setting up the Delos
- Delos Operation
- Troubleshooting Questions

1-323-254-8131
1-800-313-9345
www.adrftech.com

