






### EXHIBIT 2 - EUT EXTERNAL PHOTOGRAPHS

<p><b>EUT View 1</b></p>	 A photograph showing a small, rectangular component mounted on a blue printed circuit board (PCB). The component is positioned near a black ruler with white markings. The ruler shows measurements in millimeters, with the component located between the 10 mm and 20 mm marks. The background is a light blue surface with a fine grid pattern.
<p><b>EUT View 2</b></p>	 A photograph showing a small, rectangular component mounted on a blue printed circuit board (PCB). The component is positioned near a black ruler with white markings. The ruler shows measurements in millimeters, with the component located between the 10 mm and 20 mm marks. The background is a light blue surface with a fine grid pattern.

<p><b>EUT View 3</b></p>	
<p><b>EUT View 4</b></p>	

<p><b>EUT View 5</b></p>	
<p><b>EUT View 6</b></p>	