


### Attachment 1: EUT Test Setup Photographs


Front View of Conducted Test\_ATM020-W050U



Back View of Conducted Test\_ATM020-W050U



Front View of Radiated Test\_ATM020-W050U



Back View of Radiated Test\_ATM020-W050U



Front View of Radiated Test (Horn\_1~18GHz)\_ATM020-W050U



Back View of Radiated Test (Horn\_1~18GHz)\_ATM020-W050U




Front View of Radiated Test (Horn\_18~40GHz)\_ATM020-W050U




Back View of Radiated Test (Horn\_18~40GHz)\_ATM020-W050U




Front View of Conducted Test\_ATM036T-A050



Back View of Conducted Test\_ATM036T-A050



Front View of Radiated Test\_ATM036T-A050



Back View of Radiated Test\_ATM036T-A050

