


Attachment 1: EUT Test Setup Photographs


Front View of Conducted Test_ATM020-W050U



Back View of Conducted Test_ATM020-W050U



Front View of Radiated Test_ATM020-W050U



Back View of Radiated Test_ATM020-W050U



Front View of Radiated Test (Horn_1~18GHz)_ATM020-W050U



Back View of Radiated Test (Horn_1~18GHz)_ATM020-W050U




Front View of Radiated Test (Horn_18~40GHz)_ATM020-W050U




Back View of Radiated Test (Horn_18~40GHz)_ATM020-W050U




Front View of Conducted Test_ATM036T-A050



Back View of Conducted Test_ATM036T-A050



Front View of Radiated Test_ATM036T-A050



Back View of Radiated Test_ATM036T-A050

