


APPENDIX Photographs of EUT System Configuration


Spurious Emissions Measurement (Radiated) Below 1GHz



X axis



Y axis




Z axis


Below 1GHz



Spurious Emissions Measurement (Radiated) Above 1GHz



X axis



Y axis



Z axis

Above 1GHz

