



**APPENDIX 3: Photographs of test setup**

**Conducted Emission**




**Photo 1**




**Photo 2**

### Radiated Spurious Emission




**Photo 1**




**Photo 2**

### Radiated Spurious Emission



**Photo 3**




**Photo 4**




**Worst Case Position (Horizontal: X-axis/ Vertical:X-axis)**


**X-axis**



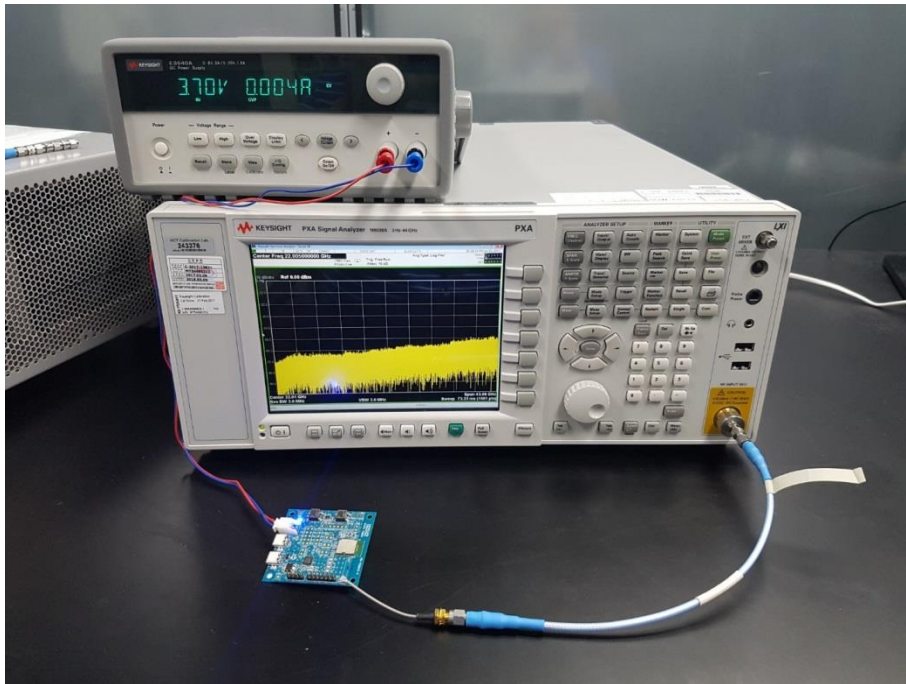
**Y-axis**



**Z-axis**



## Antenna Port Conducted



**Photo 1**

**End of Report**