



1. APPENDIX Photographs of EUT System Configuration


AC Power Line Conducted Emission Measurement



Spurious Emissions Measurement (Radiated)



(X axis)



(Y axis)



(Z axis)