

Appendix 6.

User manual

Music Link S

[Contents]

■ Before using

Contents

Name of parts

■ Install

■ Use

Music link on/off

How to register Music Link S on a Smart phone

Using the Music Link S after registering it on a smart phone

Listen to music

Listen to music from multiple smart phones.

■ Supplement

Q&A

Safety Notice

Size and characteristic

Notice on Damage and Warranty Policy

Before using the equipment

Use the wireless system to listen the music or audio on Smart phone, Tablet PC with the WFG-200 Bluetooth Music Link S.

You can enjoy listening to and selecting music while sitting on the sofa.

|| Contents of the package ||

- ① Base of Music Link S
- ② Power adapter
- ③ 3.5mm plug to plug stereo cable
- ④ 3.5mm receptacle to RCA stereo Y cable
- ⑤ 3.5mm receptacle to receptacle gender

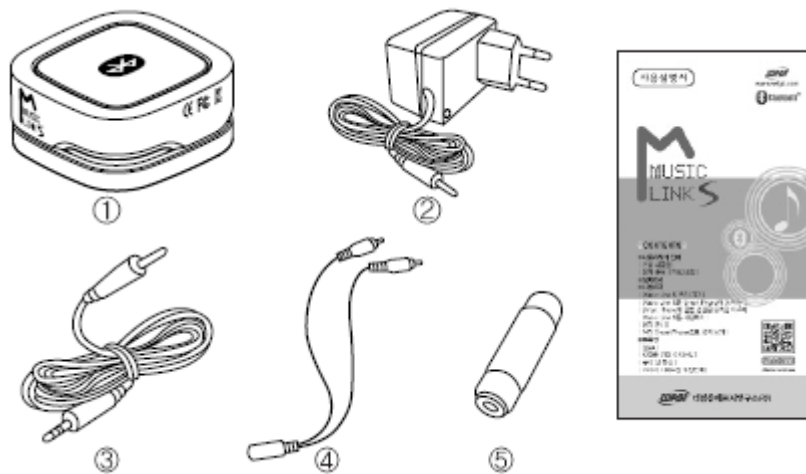
And user's manual.

Changes or modifications not expressly approved by the party responsible for compliance could void the user's authority to operate the equipment.

"This device complies with part 15 of the FCC Rules.

Operation is subject to the following two conditions:

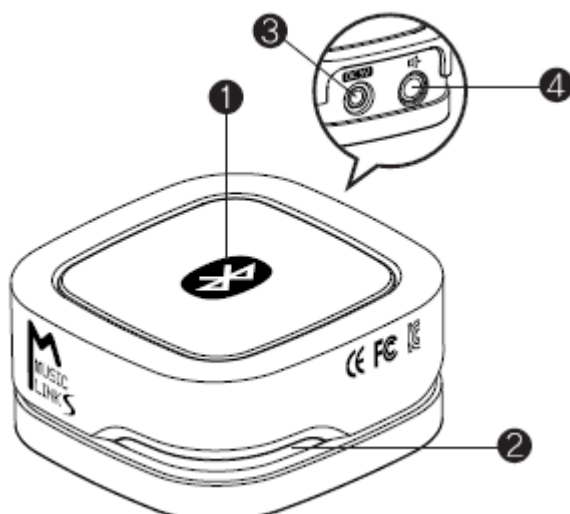
- (1) This device may not cause harmful interference, and
- (2) this device must accept any interference received, including interference that may cause undesired operation.



|| Base of important part ||

[Patent]

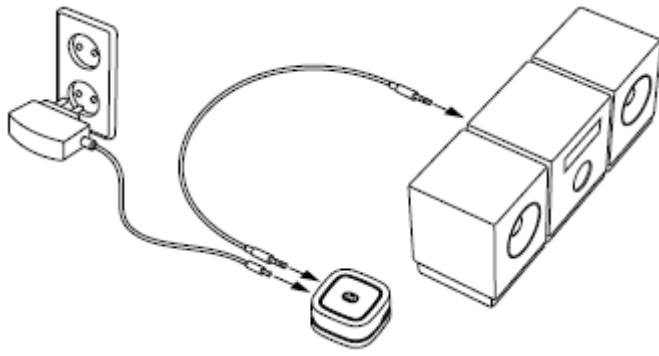
- ① Power button
- ② LED
- ③ DC input jack
- ④ Audio output jack



How to install

! Never install an appliance with wet hands.

-Show the appliance connected to audio



1. 3.5mm plug to plug stereo cable connect to the Audio jack of Music Link S

2. Connect the audio input of Home Audio System to the other side of cable

Tip : Use the correcting connected cable to Home Audio System.

More information, manual of Home Audio System in reference.(AUX, Audio in comport)

3. DC plug of power adapter connects to the DC jack of Music Lick after connecting adapter to power socket.

! When you connect the Audio plug and the DC plug to the Music Link like a patent

! Makes some noise as device is completely connected.

Used

|| Music Link S On/Off ||

: First of all, Connect Power adapter to Music Link S. and When you press and release the power button on Music Link S, the appliance will turn on in less than 6 seconds.

When you press and release the power button will power off in less than 6 seconds, when the wireless connection is lost due to distance or the LED lamp is blinking two times, the device sill power off in 3 seconds. When you force disconnect on smart phone, it will automatically turn off the power after 3 minutes.

|| How to register Music Link S on Smart phone ||

Follow the manual

1. Blue LED is blinking when you turn on the appliance.

2. Find the Bluetooth device on Bluetooth setting menu of Smart phone.

※ If you can't find "Music Link S", turn off the smart phone try again to register

3. Select to "Music Link S" on Smart phone.

※ Connection to smart phone vary by device.

4. If it needs pass word, press the "0000" (May vary by device)

5. When the wireless connection is complete, the LED lamp will blink for 3 seconds.

※ If you want to connect to another smart phone, turn off the Music Link S after following the instructions. A maximum of 8 smart phones can be registered at one time.

|| Once register "Music Link S" on Smart phone, how to play it ||

As turn on the Music Link S, selecting that to connect on Bluetooth devices list.

When it connects two devices by wireless, the LED lamp is twinkling for 3 seconds.

|| Listen to the music ||

Enjoy to listen to music of various Audio player on this statement.

|| Listen to music by various Smart phone ||

Connect another smart phone to Music Link S after you disconnect Bluetooth to listen to the music.

Supplement

|| Q&A ||

-When it couldn't register Music Link S on your smart phone

: It could be deleted registration. Try re-registering "Music Link S" on the smart phone again.

Turn off Smart phone and Music Link S

Case by case, should be upgraded software of Smart phone.

-When using the Music Link S, is there interference?

: It could be interfered with by wireless telephone or network signal so you would better using the product distance from 5M.

-Does it listen to the music another Bluetooth smart phone user?

: No, just connect to two devices when you connect to Music Link S on your Smart phone.

|| Safety Notice ||

Contents for safe use of the device to prevent damage to the user and property.

Using the device according to the instruction

* Be careful using the Music Link S

- Never install Music Link S when you are wet or the products and cable are wet

- Be careful around children or animals and don't let them touch the Music Link S and the various cables.

- Don't use the base of Music Link S or Power adapter in opposite way.
- Do not use the product outside because the product was designed to be used inside and in the car.

* Using the retail products.

Please use the certified products (cable parts or power adapter).

If you use the unauthorized cable and power adapter, this could shorten the product life and slow down performance, and also you will be compensated in any way.

* Talk to doctor if you are vulnerable to electronic electromagnetic waves.

: For example, if cardiac pacemakers inside your body, it could be influenced by the wireless.

* Don't install or use Music Link S in explosion danger zone.

: Keep the right signal, manual and direction in explosion danger zone.

* Don't attempt to repair the product yourself.

: If your product needs to be repaired, you should visit a service center. If you repair, remodel or separate the products yourself, you will void the warranty.

|| Size and Characteristics ||

Name of device	Bluetooth Music Link S
Name of model	WFG-200
Bluetooth version	Bluetooth Ver. 2.1
Supporting the Bluetooth profile	Stereo audio profile(A2DP)
Range of using frequency	2.402~2.480 MHz
Receive output	Less than 4dBm (Class 2)
Distance by wireless	Maximum 10m
Size	37mm(L)*37mm(W)*17mm(H)
weight	32g
temperature	-10℃+ 60℃
Maximum to register smart phone	8 devices
Power adapter	Input : AC 230V~240V for EU. AC 110~120V for USA Output : DC 5V, 100mA(min)

|| Notice on Damage and Warranty Policy ||

Type of damage		compensation reward	
		within reward period	after reward period
In occur problem	it needs to important repair after buying within 10 days	exchange the products or refunds	n/a
function or performance	it needs to important repair after buy within 1 month	exchange the products	

used under normal conditions (within possession period)	Exchange product needs to important repair within 1 month	refund	
	Impossible exchange		
	occur the problem as a same cause after repairing recurrence(4times)	repair for free	
		Exchange the products or refunds	
	impossible repairing		refund about depreciated the price on include 10%
	impossible repairing not have a repairing parts		
	lost the product that was asked to repair by consumer		
	occur the problem during forwarding or install the products on process	exchange the product	n/a
occur to problem to fault or unintentional by consumer	Possible repairing	repair the cost	pay for repairing
	impossible repair to be nonexistent repairing parts	exchange the products after pay for repairing	