


## **Appendix B. Test Photos**


# 1. Photographs of Conducted Emissions Test Configuration

Model No. EG101

**FRONT VIEW**



**REAR VIEW**




**SIDE VIEW**




**Model No. FG101**

**FRONT VIEW**



**REAR VIEW**




**SIDE VIEW**




## 2. Photographs of Radiated Emissions Test Configuration

For radiated emissions 9kHz~30MHz

**FRONT VIEW**




**REAR VIEW**




**For radiated emissions 30MHz~1GHz**

**Model No. EG101**

**FRONT VIEW**




**REAR VIEW**




**Model No. FG101**

**FRONT VIEW**



**REAR VIEW**







**For radiated emissions above 1GHz**

**Model No. EG101**

**FRONT VIEW**




**REAR VIEW**



**Model No. FG101**

**FRONT VIEW**



**REAR VIEW**

