



## ANNEX 2


### Photos of EUT orientation



EUT orientation Y




**EUT orientation Z**




**EUT orientation X**


**Photos of test setup for radiated emissions**




**30-1000 MHz, 3 m fully anechoic chamber**




1-13 GHz, 3 m fully anechoic chamber



13-18 GHz, 3 m fully anechoic chamber




18-26.5 GHz, wireless chamber



30-1000 , 5 m chamber





> 1 GHz, 5 m chamber