

FCC Test Report

FCC ID : RYK-WUBR507N
Equipment : 802.11abgn Wireless USB Module
Brand Name : SparkLAN
Model Name : WUBR-507N(M); WUBR-507N(MU)
Applicant : SparkLAN Communications, Inc.
8F., No.257, Sec. 2, Tiding Blvd., Neihu District, Taipei
City 11493, Taiwan
Manufacturer : SparkLAN Communications, Inc.
8F., No.257, Sec. 2, Tiding Blvd., Neihu District, Taipei
City 11493, Taiwan
Standard : 47 CFR FCC Part 15.407

The product was received on Jan. 17, 2019, and testing was started from Jan. 24, 2019 and completed on Jan. 25, 2019. We, SPORTON INTERNATIONAL INC. EMC & Wireless Communications Laboratory, would like to declare that the tested sample has been evaluated in accordance with the procedures given in ANSI C63.10-2013 and shown compliance with the applicable technical standards.

The report must not be used by the client to claim product certification, approval, or endorsement by TAF or any agency of government.

The test results in this report apply exclusively to the tested model / sample. Without written approval of SPORTON INTERNATIONAL INC. EMC & Wireless Communications Laboratory, the test report shall not be reproduced except in full.



Approved by: Allen Lin

SPORTON INTERNATIONAL INC. EMC & Wireless Communications Laboratory

No. 52, Huaya 1st Rd., Guishan Dist., Taoyuan City, Taiwan (R.O.C.)



Table of Contents

HISTORY OF THIS TEST REPORT3

SUMMARY OF TEST RESULT4

1 GENERAL DESCRIPTION5

1.1 Information.....5

1.2 Testing Applied Standards7

1.3 Testing Location Information7

1.4 Measurement Uncertainty7

2 TEST CONFIGURATION OF EUT.....8

2.1 Test Condition8

2.2 Test Channel Mode8

2.3 The Worst Case Measurement Configuration.....9

2.4 Support Equipment.....10

2.5 Test Setup Diagram10

3 TRANSMITTER TEST RESULT11

3.1 Emission Bandwidth.....11

3.2 Maximum Conducted Output Power12

3.3 Peak Power Spectral Density.....14

3.4 Unwanted Emissions.....16

3.5 Test Equipment and Calibration Data20

APPENDIX A. TEST RESULTS OF EMISSION BANDWIDTH

APPENDIX B. TEST RESULTS OF MAXIMUM CONDUCTED OUTPUT POWER

APPENDIX C. TEST RESULTS OF PEAK POWER SPECTRAL DENSITY

APPENDIX D. TEST RESULTS OF UNWANTED EMISSIONS

APPENDIX E. TEST PHOTOS

PHOTOGRAPHS OF EUT V01



Summary of Test Result

| Report Clause | Ref. Std. Clause | Test Items | Result (PASS/FAIL) | Remark |
|---------------|------------------|--------------------------------|--------------------|--------|
| 1.1.2 | 15.203 | Antenna Requirement | PASS | - |
| 3.1 | 15.407(a) | Emission Bandwidth | PASS | - |
| 3.2 | 15.407(a) | Maximum Conducted Output Power | PASS | - |
| 3.3 | 15.407(a) | Peak Power Spectral Density | PASS | - |
| 3.4 | 15.407(b) | Unwanted Emissions | PASS | - |

| |
|--|
| Declaration of Conformity: |
| The test results with all measurement uncertainty excluded are presented in accordance with the regulation limits or requirements declared by manufacturers. |
| Comments and explanations: |
| None |

Reviewed by: Jackson Tsai

Report Producer: Debby Hung

1 General Description

1.1 Information

1.1.1 RF General Information

| Frequency Range (MHz) | IEEE Std. 802.11 | Ch. Frequency (MHz) | Channel Number |
|-----------------------|------------------|---------------------|----------------|
| 5250-5350 | a, n (HT20) | 5260-5320 | 52-64 [4] |
| 5470-5725 | | 5500-5700 | 100-140 [11] |
| 5250-5350 | n (HT40) | 5270-5310 | 54-62 [2] |
| 5470-5725 | | 5510-5670 | 102-134 [5] |

| Band | Mode | BWch (MHz) | Nant |
|---------------|--------------|------------|-------------|
| 5.25-5.35GHz | 802.11a | 20 | 1TX(Port 1) |
| 5.47-5.725GHz | 802.11a | 20 | 1TX(Port 1) |
| 5.25-5.35GHz | 802.11n HT20 | 20 | 2TX |
| 5.47-5.725GHz | 802.11n HT20 | 20 | 2TX |
| 5.25-5.35GHz | 802.11n HT40 | 40 | 2TX |
| 5.47-5.725GHz | 802.11n HT40 | 40 | 2TX |

Note:

- ♦ 11a, HT20 and HT40 use a combination of OFDM-BPSK, QPSK, 16QAM, 64QAM modulation.
- ♦ BWch is the nominal channel bandwidth.

1.1.2 Antenna Information

| Ant. | Port | Brand | Model Name | Antenna Type | Connector | Gain (dBi) |
|------|------|-------|------------|--------------|----------------|------------|
| 1 | 1 | - | - | PCB | U.FL connector | 3.27 |

Note: 1: 802.11a only includes 1TX and Port 1 for emission.

Note: 2: 802.11n used two antennas are for signal transmitting and receiving.(2T2R Spatial Multiplexing MIMO configuration)

**Note 3: Antenna was provided by customer.



1.1.3 EUT Information

| Operational Condition | | | | |
|-------------------------------------|---|-------------------|-------------------------------------|----------------------|
| EUT Power Type | From system | | | |
| EUT Function | <input type="checkbox"/> | Outdoor | <input type="checkbox"/> | Indoor |
| | <input type="checkbox"/> | Fixed P2P | <input checked="" type="checkbox"/> | Client |
| Beamforming Function | <input type="checkbox"/> | With beamforming | <input checked="" type="checkbox"/> | Without beamforming |
| TPC Function | <input checked="" type="checkbox"/> | With TPC Function | <input type="checkbox"/> | Without TPC Function |
| Weather Band | <input checked="" type="checkbox"/> | With 5600~5650MHz | <input type="checkbox"/> | Without 5600~5650MHz |
| Type of EUT | | | | |
| <input checked="" type="checkbox"/> | Stand-alone | | | |
| <input type="checkbox"/> | Combined (EUT where the radio part is fully integrated within another device) | | | |
| | Combined Equipment - Brand Name / Model No.: ... | | | |
| <input type="checkbox"/> | Plug-in radio (EUT intended for a variety of host systems) | | | |
| | Host System - Brand Name / Model No.: ... | | | |
| <input type="checkbox"/> | Other: | | | |

1.1.4 Mode Test Duty Cycle

| Mode | DC | DCF(dB) | T(s) | VBW(Hz) ≥ 1/T |
|--------------|----|---------|----------------|----------------|
| 802.11a | 1 | 0 | n/a (DC>=0.98) | n/a (DC>=0.98) |
| 802.11n HT20 | 1 | 0 | n/a (DC>=0.98) | n/a (DC>=0.98) |
| 802.11n HT40 | 1 | 0 | n/a (DC>=0.98) | n/a (DC>=0.98) |

1.1.5 Table for Permissive Change

This product is an extension of original one reported under Sporton project number: FR001817-12AN

Below is the table for the change of the product with respect to the original one.

| Modifications | Performance Checking |
|--|---|
| Adding U-NII-1 and U-NII-2A band for PCB antenna | Emission Bandwidth, Maximum Conducted Output Power , Peak Power Spectral Density, Unwanted Emissions were evaluated |

1.2 Testing Applied Standards

According to the specifications of the manufacturer, the EUT must comply with the requirements of the following standards:

- ◆ 47 CFR FCC Part 15
- ◆ ANSI C63.10-2013
- ◆ KDB 789033 D02 v02r01
- ◆ KDB 662911 D01 v02r01

1.3 Testing Location Information

| Testing Location | | |
|--|--------|--|
| <input checked="" type="checkbox"/> | HWA YA | ADD : No. 52, Huaya 1st Rd., Guishan Dist., Taoyuan City, Taiwan (R.O.C.) TEL : 886-3-327-3456 FAX : 886-3-327-0973 |
| Test site Designation No. TW1190 with FCC. | | |
| <input type="checkbox"/> | JHUBEI | ADD : No.8, Ln. 724, Bo'ai St., Zhubei City, Hsinchu County, Taiwan (R.O.C.) TEL : 886-3-656-9065 FAX : 886-3-656-9085 |
| Test site Designation No. TW0006 with FCC. | | |

| Test Condition | Test Site No. | Test Engineer | Test Environment | Test Date |
|----------------|---------------|---------------|------------------|-------------|
| RF Conducted | TH06-HY | Gary | 23.2°C / 62% | 25/Jan/2019 |
| Radiated | 03CH02-HY | Patrick | 23.6°C / 53.2% | 24/Jan/2019 |

1.4 Measurement Uncertainty

ISO/IEC 17025 requires that an estimate of the measurement uncertainties associated with the emissions test results be included in the report. The measurement uncertainties given below are based on a 95% confidence level (based on a coverage factor (k=2))

| Test Items | Uncertainty | Remark |
|--------------------------------------|-------------|--------------------------|
| Conducted Emission (150kHz ~ 30MHz) | 3.54 dB | Confidence levels of 95% |
| Radiated Emission (9kHz ~ 30MHz) | 1.6 dB | Confidence levels of 95% |
| Radiated Emission (30MHz ~ 1,000MHz) | 4.3 dB | Confidence levels of 95% |
| Radiated Emission (1GHz ~ 18GHz) | 3.9 dB | Confidence levels of 95% |
| Radiated Emission (18GHz ~ 40GHz) | 3.5 dB | Confidence levels of 95% |
| Conducted Emission | 1.3 dB | Confidence levels of 95% |
| Temperature | 0.7 °C | Confidence levels of 95% |
| Humidity | 4 % | Confidence levels of 95% |



2 Test Configuration of EUT

2.1 Test Condition

| Condition Item | Abbreviation/Remark | Remark |
|----------------|---------------------|--------|
| RF Conducted | Abbreviation | Remark |
| TnomVnom | Tnom | 20°C |
| - | Vnom | 110V |


2.2 Test Channel Mode

| | |
|---------------|------------|
| Test Software | QA 1.5.8.2 |
|---------------|------------|

| Mode | PowerSetting |
|------------------------------|--------------|
| 802.11a_Nss1,(6Mbps)_1TX | - |
| 5260MHz | 06 |
| 5300MHz | 07 |
| 5320MHz | 07 |
| 5500MHz | 08 |
| 5580MHz | 09 |
| 5700MHz | 0A |
| 802.11n HT20_Nss1,(MCS0)_2TX | - |
| 5260MHz | 04,04 |
| 5300MHz | 04,04 |
| 5320MHz | 04,04 |
| 5500MHz | 04,04 |
| 5580MHz | 05,05 |
| 5700MHz | 06,06 |
| 802.11n HT40_Nss1,(MCS0)_2TX | - |
| 5270MHz | 04,04 |
| 5310MHz | 04,04 |
| 5510MHz | 05,05 |
| 5550MHz | 05,05 |
| 5670MHz | 06,06 |

2.3 The Worst Case Measurement Configuration

| The Worst Case Mode for Following Conformance Tests | |
|---|---|
| Tests Item | Emission Bandwidth Maximum Conducted Output Power Peak Power Spectral Density |
| Test Condition | Conducted measurement at transmit chains |

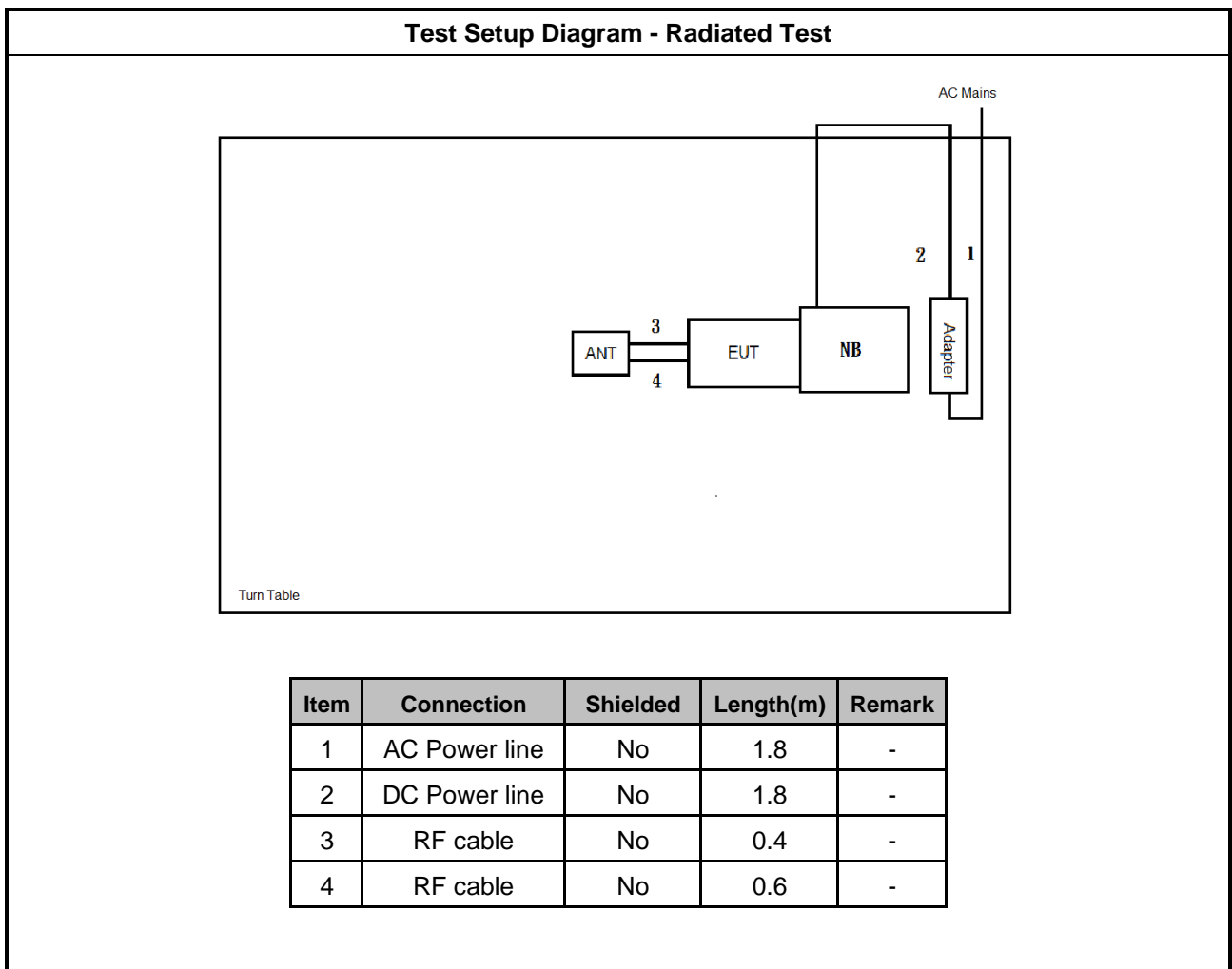
| The Worst Case Mode for Following Conformance Tests | |
|---|---|
| Tests Item | Unwanted Emissions |
| Test Condition | Radiated measurement If EUT consist of multiple antenna assembly (multiple antenna are used in EUT regardless of spatial multiplexing MIMO configuration), the radiated test should be performed with highest antenna gain of each antenna type. |
| Operating Mode < 1GHz | CTX |
| 1 | USB mode |
| Operating Mode > 1GHz | CTX |
| Orthogonal Planes of EUT | Z Plane |
| |  |
| Worst Planes of EUT | V |

2.4 Support Equipment

| Support Equipment - RF Conducted | | | | |
|----------------------------------|----------------|------------|------------|--------------|
| No. | Equipment | Brand Name | Model Name | FCC ID |
| 1 | Notebook | DELL | E5410 | R33002 / DOC |
| 2 | Adapter for NB | DELL | HA65NM130 | R35737 / DOC |

| Support Equipment - Radiated Emission | | | | |
|---------------------------------------|------------|------------|------------|--------|
| No. | Equipment | Brand Name | Model Name | FCC ID |
| 1 | Notebook | DELL | PP13S | - |
| 2 | AC Adapter | DELL | LA90PM111 | - |

2.5 Test Setup Diagram



3 Transmitter Test Result

3.1 Emission Bandwidth

3.1.1 Emission Bandwidth Limit

| Emission Bandwidth Limit | |
|-------------------------------------|---|
| UNII Devices | |
| <input type="checkbox"/> | For the 5.15-5.25 GHz band, N/A |
| <input checked="" type="checkbox"/> | For the 5.25-5.35 GHz band, N/A |
| <input checked="" type="checkbox"/> | For the 5.47-5.725 GHz band, N/A |
| <input type="checkbox"/> | For the 5.725-5.85 GHz band, 6 dB emission bandwidth \geq 500kHz. |

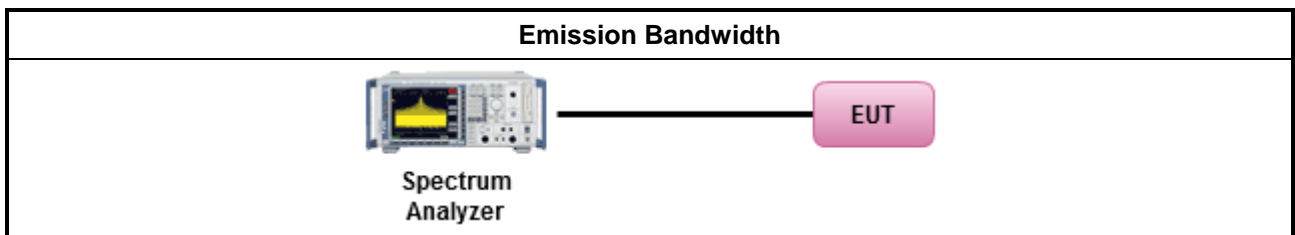
3.1.2 Measuring Instruments

Refer a test equipment and calibration data table in this test report.

3.1.3 Test Procedures

| Test Method | |
|--|---|
| <ul style="list-style-type: none"> For the emission bandwidth shall be measured using one of the options below: | |
| <input checked="" type="checkbox"/> | Refer as KDB 789033, clause C for EBW and clause D for OBW measurement. |
| <input type="checkbox"/> | Refer as ANSI C63.10, clause 6.9.3 for occupied bandwidth testing. |
| <input type="checkbox"/> | Refer as IC RSS-Gen, clause 6.7 for bandwidth testing. |

3.1.4 Test Setup



3.1.5 Test Result of Emission Bandwidth

Refer as Appendix B

3.2 Maximum Conducted Output Power

3.2.1 Maximum Conducted Output Power Limit

| Maximum Conducted Output Power Limit | |
|---|--|
| UNII Devices | |
| <input type="checkbox"/> For the 5.15-5.25 GHz band: | |
| | <ul style="list-style-type: none"> ▪ Outdoor AP: the maximum conducted output power (P_{Out}) shall not exceed the lesser of 1 W. If $G_{TX} > 6$ dBi, then $P_{Out} = 30 - (G_{TX} - 6)$. e.i.r.p. at any elevation angle above 30 degrees $\leq 125mW$ [21dBm] ▪ Indoor AP: the maximum conducted output power (P_{Out}) shall not exceed the lesser of 1 W. If $G_{TX} > 6$ dBi, then $P_{Out} = 30 - (G_{TX} - 6)$ ▪ Point-to-point AP: the maximum conducted output power (P_{Out}) shall not exceed the lesser of 1 W. If $G_{TX} > 23$ dBi, then $P_{Out} = 30 - (G_{TX} - 23)$. ▪ Mobile or Portable Client: the maximum conducted output power (P_{Out}) shall not exceed the lesser of 250 mW. If $G_{TX} > 6$ dBi, then $P_{Out} = 24 - (G_{TX} - 6)$. |
| <input checked="" type="checkbox"/> For the 5.25-5.35 GHz band, the maximum conducted output power (P_{Out}) shall not exceed the lesser of 250 mW or $11 \text{ dBm} + 10 \log B$, where B is the 26 dB emission bandwidth in MHz. If $G_{TX} > 6$ dBi, then $P_{Out} = 24 - (G_{TX} - 6)$. | |
| <input checked="" type="checkbox"/> For the 5.47-5.725 GHz band, the maximum conducted output power (P_{Out}) shall not exceed the lesser of 250 mW or $11 \text{ dBm} + 10 \log B$, where B is the 26 dB emission bandwidth in MHz. If $G_{TX} > 6$ dBi, then $P_{Out} = 24 - (G_{TX} - 6)$. | |
| <input type="checkbox"/> For the 5.725-5.85 GHz band: | |
| | <ul style="list-style-type: none"> ▪ Point-to-multipoint systems (P2M): the maximum conducted output power (P_{Out}) shall not exceed the lesser of 1 W. If $G_{TX} > 6$ dBi, then $P_{Out} = 30 - (G_{TX} - 6)$. ▪ Point-to-point systems (P2P): the maximum conducted output power (P_{Out}) shall not exceed the lesser of 1 W. |
| P_{Out} = maximum conducted output power in dBm, G_{TX} = the maximum transmitting antenna directional gain in dBi. | |

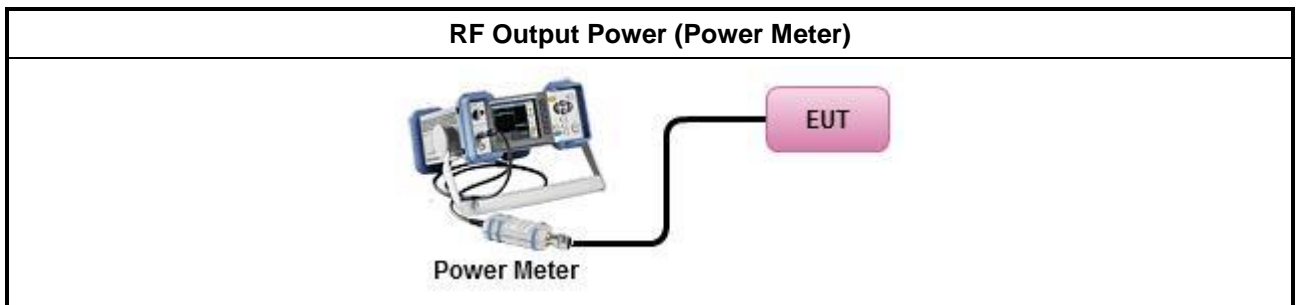
3.2.2 Measuring Instruments

Refer a test equipment and calibration data table in this test report.

3.2.3 Test Procedures

| Test Method | |
|--|--|
| <ul style="list-style-type: none"> Maximum Conducted Output Power | |
| | Duty cycle \geq 98% |
| <input type="checkbox"/> | Refer as KDB 789033, clause E Method SA-2 (spectral trace averaging). |
| | Duty cycle $<$ 98% |
| <input type="checkbox"/> | Refer as KDB 789033, clause E Method SA-2 Alt. (RMS detection with slow sweep speed) |
| | Wideband RF power meter and average over on/off periods with duty factor |
| <input checked="" type="checkbox"/> | Refer as KDB 789033, clause E Method PM (using an RF average power meter). |
| <ul style="list-style-type: none"> For conducted measurement. | |
| | <ul style="list-style-type: none"> If the EUT supports multiple transmit chains using options given below: Refer as KDB 662911, In-band power measurements. Using the measure-and-sum approach, measured all transmit ports individually. Sum the power (in linear power units e.g., mW) of all ports for each individual sample and save them. |
| | <ul style="list-style-type: none"> If multiple transmit chains, EIRP calculation could be following as methods: $P_{total} = P_1 + P_2 + \dots + P_n$ (calculated in linear unit [mW] and transfer to log unit [dBm]) $EIRP_{total} = P_{total} + DG$ |

3.2.4 Test Setup



3.2.5 Test Result of Maximum Conducted Output Power

Refer as Appendix C

3.3 Peak Power Spectral Density

3.3.1 Peak Power Spectral Density Limit

| Peak Power Spectral Density Limit | |
|--|--|
| UNII Devices | |
| <input type="checkbox"/> For the 5.15-5.25 GHz band: | |
| | <ul style="list-style-type: none"> ▪ Outdoor AP: the peak power spectral density (PPSD) shall not exceed the lesser of 17dBm/MHz. If $G_{TX} > 6$ dBi, then $P_{Out} = 17 - (G_{TX} - 6)$. ▪ Indoor AP: the peak power spectral density (PPSD) shall not exceed the lesser of 17dBm/MHz. If $G_{TX} > 6$ dBi, then $P_{Out} = 17 - (G_{TX} - 6)$. ▪ Point-to-point AP: the peak power spectral density (PPSD) shall not exceed the lesser of 17dBm/MHz. If $G_{TX} > 23$ dBi, then $P_{Out} = 17 - (G_{TX} - 23)$. ▪ Mobile or Portable Client: the peak power spectral density (PPSD) ≤ 11 dBm/MHz. If $G_{TX} > 6$ dBi, then $PPSD = 11 - (G_{TX} - 6)$. |
| <input checked="" type="checkbox"/> For the 5.25-5.35 GHz band, the peak power spectral density (PPSD) ≤ 11 dBm/MHz. If $G_{TX} > 6$ dBi, then $PPSD = 11 - (G_{TX} - 6)$. | |
| <input checked="" type="checkbox"/> For the 5.47-5.725 GHz band, the peak power spectral density (PPSD) ≤ 11 dBm/MHz. If $G_{TX} > 6$ dBi, then $PPSD = 11 - (G_{TX} - 6)$. | |
| <input type="checkbox"/> For the 5.725-5.85 GHz band: | |
| | <ul style="list-style-type: none"> ▪ Point-to-multipoint systems (P2M): the peak power spectral density (PPSD) ≤ 30 dBm/500kHz. If $G_{TX} > 6$ dBi, then $PPSD = 30 - (G_{TX} - 6)$. ▪ Point-to-point systems (P2P): the peak power spectral density (PPSD) ≤ 30 dBm/500kHz. |
| <p>PPSD = peak power spectral density that he same method as used to determine the conducted output power shall be used to determine the power spectral density. And power spectral density in dBm/MHz</p> <p>G_{TX} = the maximum transmitting antenna directional gain in dBi.</p> | |

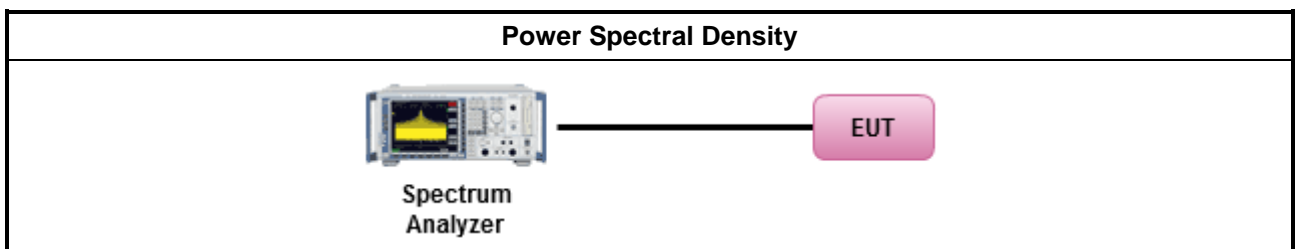
3.3.2 Measuring Instruments

Refer a test equipment and calibration data table in this test report.

3.3.3 Test Procedures

| Test Method | |
|---|--|
| <ul style="list-style-type: none"> ▪ Peak power spectral density procedures that the same method as used to determine the conducted output power shall be used to determine the peak power spectral density and use the peak search function on the spectrum analyzer to find the peak of the spectrum. For the peak power spectral density shall be measured using below options: | |
| <input type="checkbox"/> | Refer as KDB 789033, F)5) power spectral density can be measured using resolution bandwidths < 1 MHz provided that the results are integrated over 1 MHz bandwidth |
| Duty cycle ≥ 98% | |
| <input type="checkbox"/> | Refer as KDB 789033, clause E Method SA-2 (spectral trace averaging). |
| Duty cycle < 98% | |
| <input checked="" type="checkbox"/> | Refer as KDB 789033, clause E Method SA-2 Alt. (RMS detection with slow sweep speed) |
| <ul style="list-style-type: none"> ▪ For conducted measurement. | |
| <ul style="list-style-type: none"> ▪ If the EUT supports multiple transmit chains using options given below: | |
| | <ul style="list-style-type: none"> ▪ Measure and sum the spectra across the outputs. Refer as KDB 662911, In-band power spectral density (PSD). Sample all transmit ports simultaneously using a spectrum analyzer for each transmit port. Where the trace bin-by-bin of each transmit port summing can be performed. (i.e., in the first spectral bin of output 1 is summed with that in the first spectral bin of output 2 and that from the first spectral bin of output 3, and so on up to the NTX output to obtain the value for the first frequency bin of the summed spectrum.). Add up the amplitude (power) values for the different transmit chains and use this as the new data trace. |
| | <ul style="list-style-type: none"> ▪ If multiple transmit chains, EIRP PPSD calculation could be following as methods: $PPSD_{total} = PPSD_1 + PPSD_2 + \dots + PPSD_n$ (calculated in linear unit [mW] and transfer to log unit [dBm]) $EIRP_{total} = PPSD_{total} + DG$ |

3.3.4 Test Setup



3.3.5 Test Result of Peak Power Spectral Density

Refer as Appendix D

3.4 Unwanted Emissions

3.4.1 Transmitter Radiated Unwanted Emissions Limit

| Unwanted emissions below 1 GHz and restricted band emissions above 1GHz limit | | | |
|---|-----------------------|-------------------------|----------------------|
| Frequency Range (MHz) | Field Strength (uV/m) | Field Strength (dBuV/m) | Measure Distance (m) |
| 0.009~0.490 | 2400/F(kHz) | 48.5 - 13.8 | 300 |
| 0.490~1.705 | 24000/F(kHz) | 33.8 - 23 | 30 |
| 1.705~30.0 | 30 | 29 | 30 |
| 30~88 | 100 | 40 | 3 |
| 88~216 | 150 | 43.5 | 3 |
| 216~960 | 200 | 46 | 3 |
| Above 960 | 500 | 54 | 3 |

Note 1: Test distance for frequencies at or above 30 MHz, measurements may be performed at a distance other than the limit distance provided they are not performed in the near field and the emissions to be measured can be detected by the measurement equipment. When performing measurements at a distance other than that specified, the results shall be extrapolated to the specified distance using an extrapolation factor of 20 dB/decade (inverse of linear distance for field-strength measurements, inverse of linear distance-squared for power-density measurements).

Note 2: Test distance for frequencies at below 30 MHz, measurements may be performed at a distance closer than the EUT limit distance; however, an attempt should be made to avoid making measurements in the near field. When performing measurements below 30 MHz at a closer distance than the limit distance, the results shall be extrapolated to the specified distance by either making measurements at a minimum of two or more distances on at least one radial to determine the proper extrapolation factor or by using the square of an inverse linear distance extrapolation factor (40 dB/decade). The test report shall specify the extrapolation method used to determine compliance of the EUT.

Note 3: Using the distance of 1m during the test for above 18 GHz, and the test value to correct for the distance factor at 3m.

| Un-restricted band emissions above 1GHz Limit | |
|---|---|
| Operating Band | Limit |
| 5.15 - 5.25 GHz | e.i.r.p. -27 dBm [68.2 dBuV/m@3m] |
| 5.25 - 5.35 GHz | e.i.r.p. -27 dBm [68.2 dBuV/m@3m] |
| 5.47 - 5.725 GHz | e.i.r.p. -27 dBm [68.2 dBuV/m@3m] |
| 5.725 - 5.85 GHz | 5.650-5700 GHz: e.i.r.p. -27 ~ 10 dBm [68.2 ~ 105.2 dBuV/m@3m] 5.700-5720 GHz: e.i.r.p. 10 ~ 15.6 dBm [105.2 ~ 110.8 dBuV/m@3m] 5.720-5725 GHz: e.i.r.p. 15.6 ~ 27 dBm [110.8 ~ 122.2 dBuV/m@3m] 5.850-5.855 GHz: e.i.r.p. 27 ~ 15.6 dBm [122.2 ~ 110.8 dBuV/m@3m] 5.855-5.875 GHz: e.i.r.p. 15.6 ~ 10 dBm [110.8 ~ 105.2 dBuV/m@3m] 5.875-5.925 GHz: e.i.r.p. 10 ~ -27 dBm [105.2 ~ 68.2dBuV/m@3m] Other un-restricted band: e.i.r.p. -27 dBm [68.2 dBuV/m@3m] |

Note 1: Measurements may be performed at a distance other than the limit distance provided they are not performed in the near field and the emissions to be measured can be detected by the measurement equipment. When performing measurements at a distance other than that specified, the results shall be extrapolated to the specified distance using an extrapolation factor of 20 dB/decade (inverse of linear distance for field-strength measurements, inverse of linear distance-squared for power-density measurements).

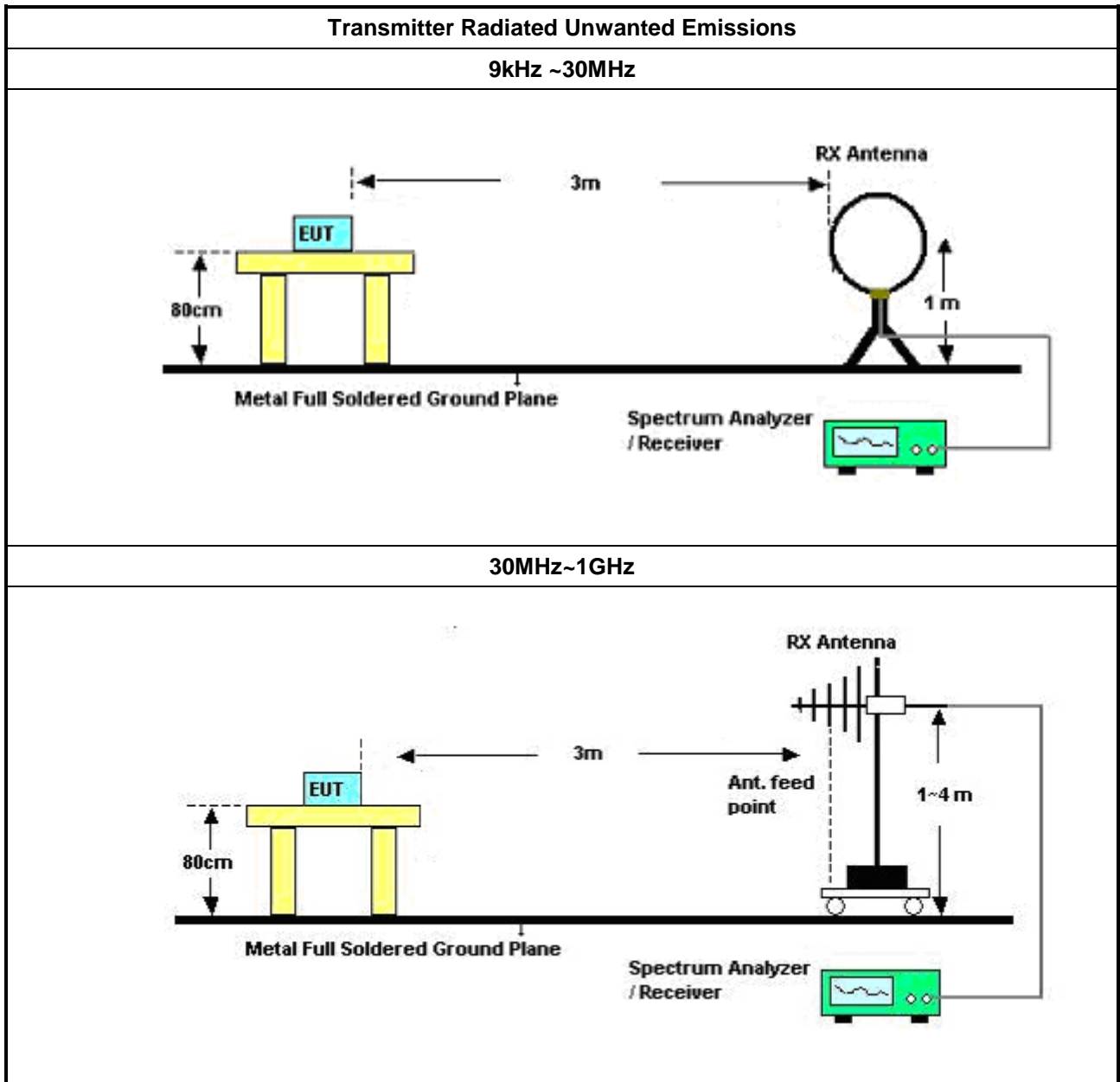
3.4.2 Measuring Instruments

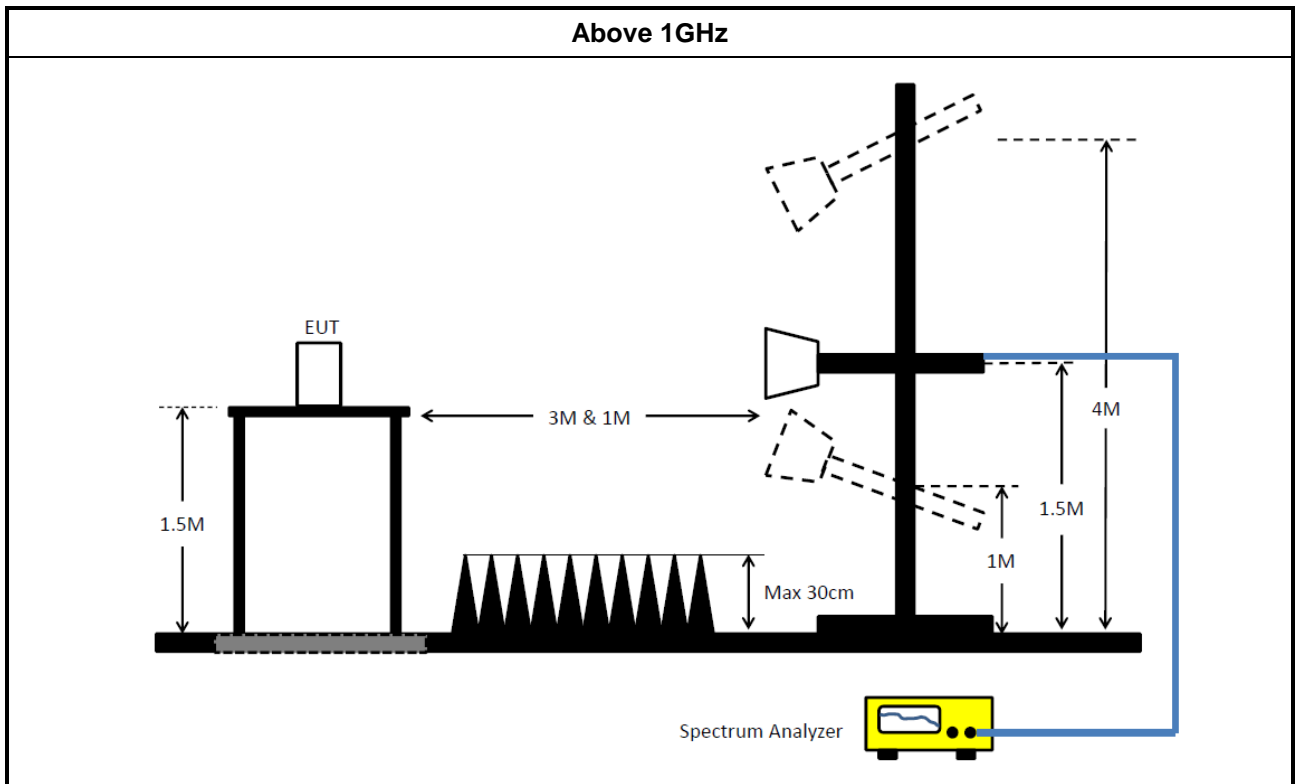
Refer a test equipment and calibration data table in this test report.

3.4.3 Test Procedures

| Test Method | | | | | | | |
|--|--|--|--|-------------------------------------|---|-------------------------------------|---|
| <ul style="list-style-type: none"> ▪ Measurements may be performed at a distance other than the limit distance provided they are not performed in the near field and the emissions to be measured can be detected by the measurement equipment. Measurements shall not be performed at a distance greater than 30 m for frequencies above 30 MHz, unless it can be further demonstrated that measurements at a distance of 30 m or less are impractical. When performing measurements at a distance other than that specified, the results shall be extrapolated to the specified distance using an extrapolation factor of 20 dB/decade (inverse of linear distance for field-strength measurements, inverse of linear distance-squared for power-density measurements). | | | | | | | |
| <ul style="list-style-type: none"> ▪ The average emission levels shall be measured in [duty cycle \geq 98 or duty factor]. | | | | | | | |
| <ul style="list-style-type: none"> ▪ For the transmitter unwanted emissions shall be measured using following options below: <table border="1" style="width: 100%; border-collapse: collapse;"> <tr> <td style="width: 20px;"></td> <td> <ul style="list-style-type: none"> ▪ Refer as KDB 789033, clause G)2) for unwanted emissions into non-restricted bands. ▪ Refer as KDB 789033, clause G)1) for unwanted emissions into restricted bands. </td> </tr> <tr> <td style="width: 20px;"><input checked="" type="checkbox"/></td> <td>Refer as KDB 789033, G)6) Method VB (ANSI C63.10, clause 4.1.4.2.3), Reduced VBW.</td> </tr> <tr> <td style="width: 20px;"><input checked="" type="checkbox"/></td> <td>Refer as KDB 789033, clause G)5) (ANSI C63.10, clause 4.1.4.2.2), measurement procedure peak limit.</td> </tr> </table> | | | <ul style="list-style-type: none"> ▪ Refer as KDB 789033, clause G)2) for unwanted emissions into non-restricted bands. ▪ Refer as KDB 789033, clause G)1) for unwanted emissions into restricted bands. | <input checked="" type="checkbox"/> | Refer as KDB 789033, G)6) Method VB (ANSI C63.10, clause 4.1.4.2.3), Reduced VBW. | <input checked="" type="checkbox"/> | Refer as KDB 789033, clause G)5) (ANSI C63.10, clause 4.1.4.2.2), measurement procedure peak limit. |
| | <ul style="list-style-type: none"> ▪ Refer as KDB 789033, clause G)2) for unwanted emissions into non-restricted bands. ▪ Refer as KDB 789033, clause G)1) for unwanted emissions into restricted bands. | | | | | | |
| <input checked="" type="checkbox"/> | Refer as KDB 789033, G)6) Method VB (ANSI C63.10, clause 4.1.4.2.3), Reduced VBW. | | | | | | |
| <input checked="" type="checkbox"/> | Refer as KDB 789033, clause G)5) (ANSI C63.10, clause 4.1.4.2.2), measurement procedure peak limit. | | | | | | |
| <ul style="list-style-type: none"> ▪ For radiated measurement. <table border="1" style="width: 100%; border-collapse: collapse;"> <tr> <td style="width: 20px;"></td> <td> <ul style="list-style-type: none"> ▪ Refer as ANSI C63.10, clause 6.4 for radiated emissions below 30 MHz and test distance is 3m. ▪ Refer as ANSI C63.10, clause 6.5 for radiated emissions 30 MHz to 1 GHz and test distance is 3m. ▪ Refer as ANSI C63.10, clause 6.6 for radiated emissions above 1GHz. </td> </tr> </table> | | | <ul style="list-style-type: none"> ▪ Refer as ANSI C63.10, clause 6.4 for radiated emissions below 30 MHz and test distance is 3m. ▪ Refer as ANSI C63.10, clause 6.5 for radiated emissions 30 MHz to 1 GHz and test distance is 3m. ▪ Refer as ANSI C63.10, clause 6.6 for radiated emissions above 1GHz. | | | | |
| | <ul style="list-style-type: none"> ▪ Refer as ANSI C63.10, clause 6.4 for radiated emissions below 30 MHz and test distance is 3m. ▪ Refer as ANSI C63.10, clause 6.5 for radiated emissions 30 MHz to 1 GHz and test distance is 3m. ▪ Refer as ANSI C63.10, clause 6.6 for radiated emissions above 1GHz. | | | | | | |
| <ul style="list-style-type: none"> ▪ The any unwanted emissions level shall not exceed the fundamental emission level. | | | | | | | |
| <ul style="list-style-type: none"> ▪ All amplitude of spurious emissions that are attenuated by more than 20 dB below the permissible value has no need to be reported. | | | | | | | |

3.4.4 Test Setup





3.4.5 Transmitter Unwanted Emissions (Below 30MHz)

The amplitude of spurious emissions which are attenuated by more than 20dB below the permissible value has no need to be reported.

3.4.6 Test Result of Transmitter Unwanted Emissions

Refer as Appendix E

3.5 Test Equipment and Calibration Data

Instrument for Conducted Test

| Instrument | Manufacturer | Model No. | Serial No. | Spec. | Calibration Date | Calibration Due Date |
|--------------------------|--------------|-----------|---------------|----------------|------------------|----------------------|
| Spectrum Analyzer | R&S | FSV 40 | 101013 | 10Hz~40GHz | 05/Feb/2018 | 04/Feb/2019 |
| Power Sensor | Anritsu | MA2411B | 0917017 | 300MHz ~ 40GHz | 05/Feb/2018 | 04/Feb/2019 |
| Power Meter | Anritsu | ML2495A | 0949003 | 300MHz ~ 40GHz | 05/Feb/2018 | 04/Feb/2019 |
| Cable 0.2m | HUBER | MY10710/4 | RF Cable - 01 | 30MHz ~18G | 10/Jan/2019 | 09/Jan/2020 |
| Cable 0.2m | HUBER | MY10711/4 | RF Cable - 02 | 30MHz ~18G | 10/Jan/2019 | 09/Jan/2020 |
| Cable 0.5m | HUBER | MY39470/4 | RF Cable - 29 | 30MHz ~18G | 10/Jan/2019 | 09/Jan/2020 |
| SMB100A Signal Generator | R&S | SMB100A03 | 181147 | 100kHz~40GHz | 12/Nov/2018 | 10/Nov/2020 |

Instrument for Radiated Test

| Instrument | Manufacturer | Model No. | Serial No. | Spec. | Calibration Date | Calibration Due Date |
|----------------------------------|----------------|-------------|-------------------|--------------------|------------------|----------------------|
| 3m Semi Anechoic Chamber | SIDT FRANKONIA | SAC-3M | 03CH02-HY | 30MHz ~ 1GHz 3m | 25/Oct/2018 | 24/Oct/2019 |
| 3m Semi Anechoic Chamber | SIDT FRANKONIA | SAC-3M | 03CH02-HY | 1GHz ~ 18GHz 3m | 25/Oct/2018 | 24/Oct/2019 |
| Amplifier | Agilent | 8447D | 2944A11149 | 100kHz ~ 1.3GHz | 27Jul/2018 | 02/Jul/2019 |
| Microwave Preamplifier | Agilent | 8449B | 3008A02373 | 1GHz ~ 26.5GHz | 23/Oct/2018 | 22/Oct/2019 |
| Signal Analyzer | R&S | FSV40 | 101500 | 10Hz ~ 40GHz | 18/Jul/2018 | 17/Jul/2019 |
| EMI Test Receiver | R&S | ESR3 | 102052 | 9kHz ~ 3.6GHz | 10/Apr/2018 | 09/Apr/2019 |
| RF Cable-R03m | Jye Bao | RG142 | CB017 | 9kHz ~ 1GHz | 18/Jan/2019 | 17/Jan/2020 |
| RF Cable-high | SUHNER | SUCOFLEX104 | MY34918/4 | 1GHz ~ 40GHz | 18/Jan/2019 | 17/Jan/2020 |
| Bilog Antenna | SCHAFFNER | CBL 6112B | 2723 | 30MHz ~ 1GHz | 13/Oct/2018 | 12/Oct/2019 |
| Loop Antenna | TESEQ | HLA 6120 | 31244 | 9k-30MHz | 29/Mar/2018 | 28/Mar/2019 |
| Broadband Horn Antenna | SCHWARZBEC K | BBHA 9170 | BBHA 9170221 | 15GHz ~ 40GHz | 12/Mar/2018 | 11/Mar/2019 |
| Double Ridged Guide Horn Antenna | SCHWARZBEC K | BBHA 9120 D | BBHA 9120 D 01543 | 1GHz ~ 18GHz | 11/May/2018 | 10/May/2019 |

Summary

| Mode | Max-N dB (Hz) | Max-OBW (Hz) | ITU-Code | Min-N dB (Hz) | Min-OBW (Hz) |
|------------------------------|------------------|-----------------|----------|------------------|-----------------|
| 5.25-5.35GHz | - | - | - | - | - |
| 802.11a_Nss1,(6Mbps)_1TX | 20.35M | 16.442M | 16M4D1D | 19.6M | 16.417M |
| 802.11n HT20_Nss1,(MCS0)_2TX | 20.525M | 17.566M | 17M6D1D | 19.825M | 17.441M |
| 802.11n HT40_Nss1,(MCS0)_2TX | 41M | 35.982M | 36M0D1D | 40.5M | 35.832M |
| 5.47-5.725GHz | - | - | - | - | - |
| 802.11a_Nss1,(6Mbps)_1TX | 20.375M | 16.417M | 16M4D1D | 19.6M | 16.392M |
| 802.11n HT20_Nss1,(MCS0)_2TX | 20.4M | 17.541M | 17M5D1D | 19.775M | 17.441M |
| 802.11n HT40_Nss1,(MCS0)_2TX | 40.8M | 36.032M | 36M0D1D | 40.55M | 35.882M |

Max-N dB = Maximum 6dB down bandwidth for 5.725-5.85GHz band / Maximum 26dB down bandwidth for other band;

Max-OBW = Maximum 99% occupied bandwidth;

Min-N dB = Minimum 6dB down bandwidth for 5.725-5.85GHz band / Maximum 26dB down bandwidth for other band;

Min-OBW = Minimum 99% occupied bandwidth;

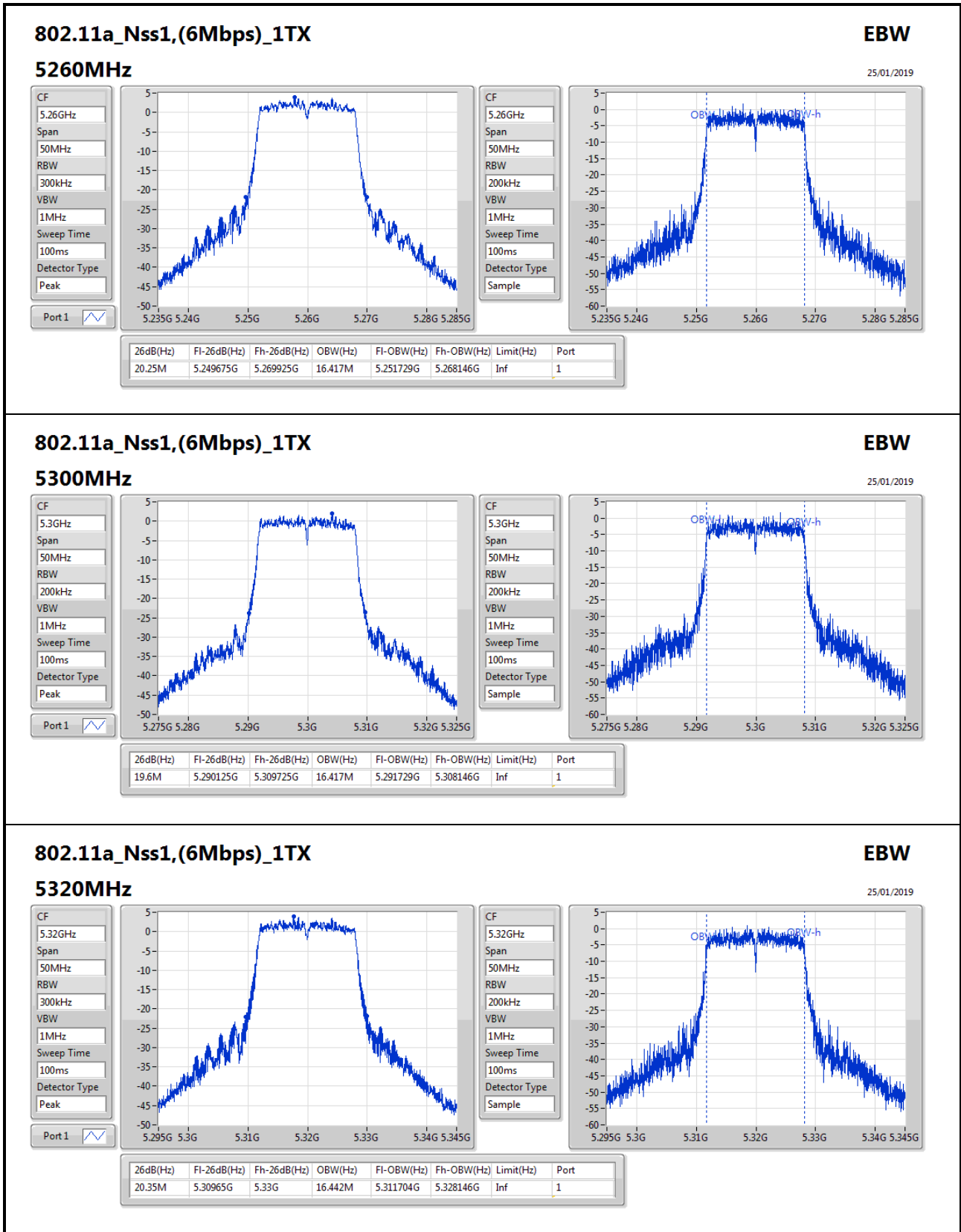


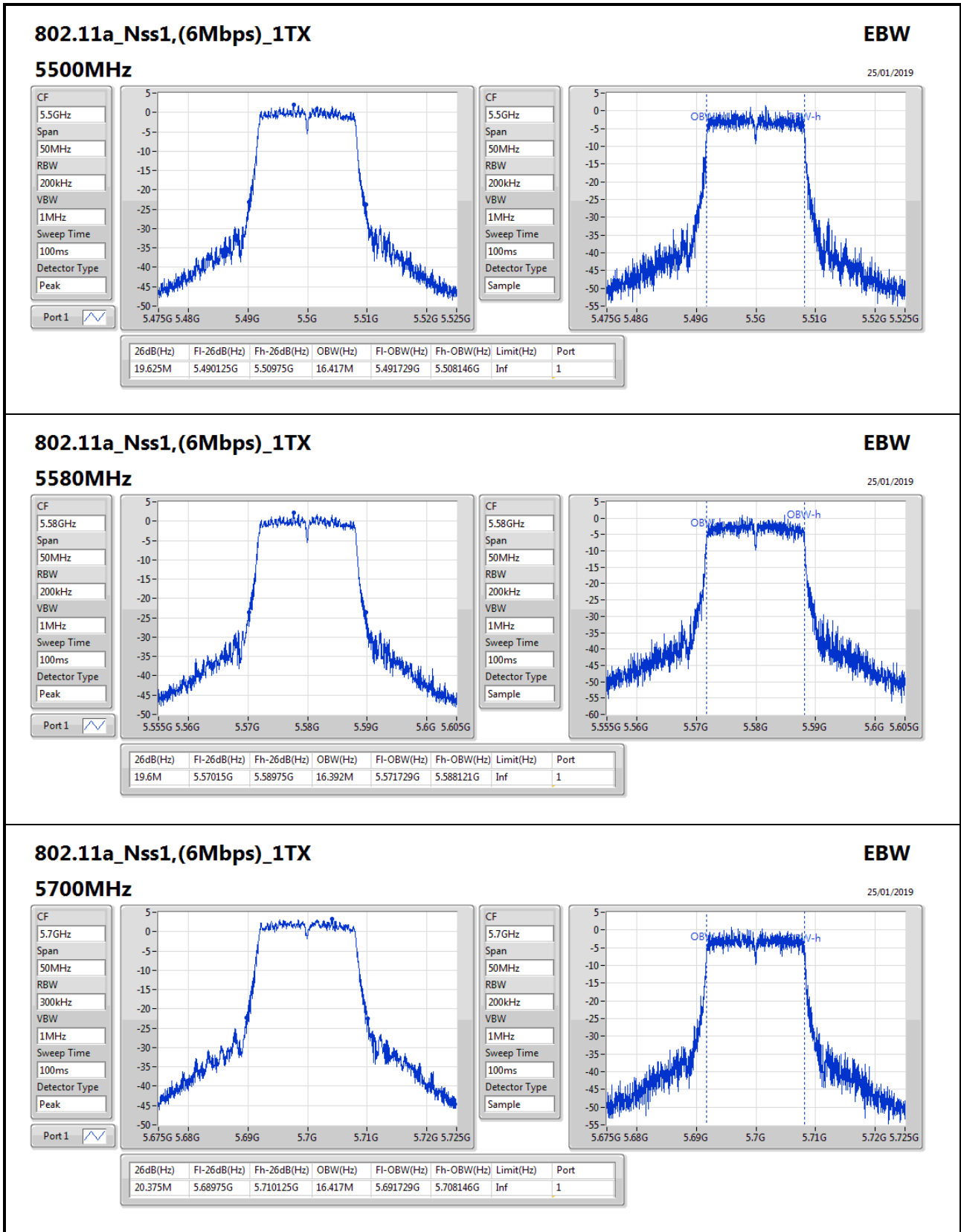
Result

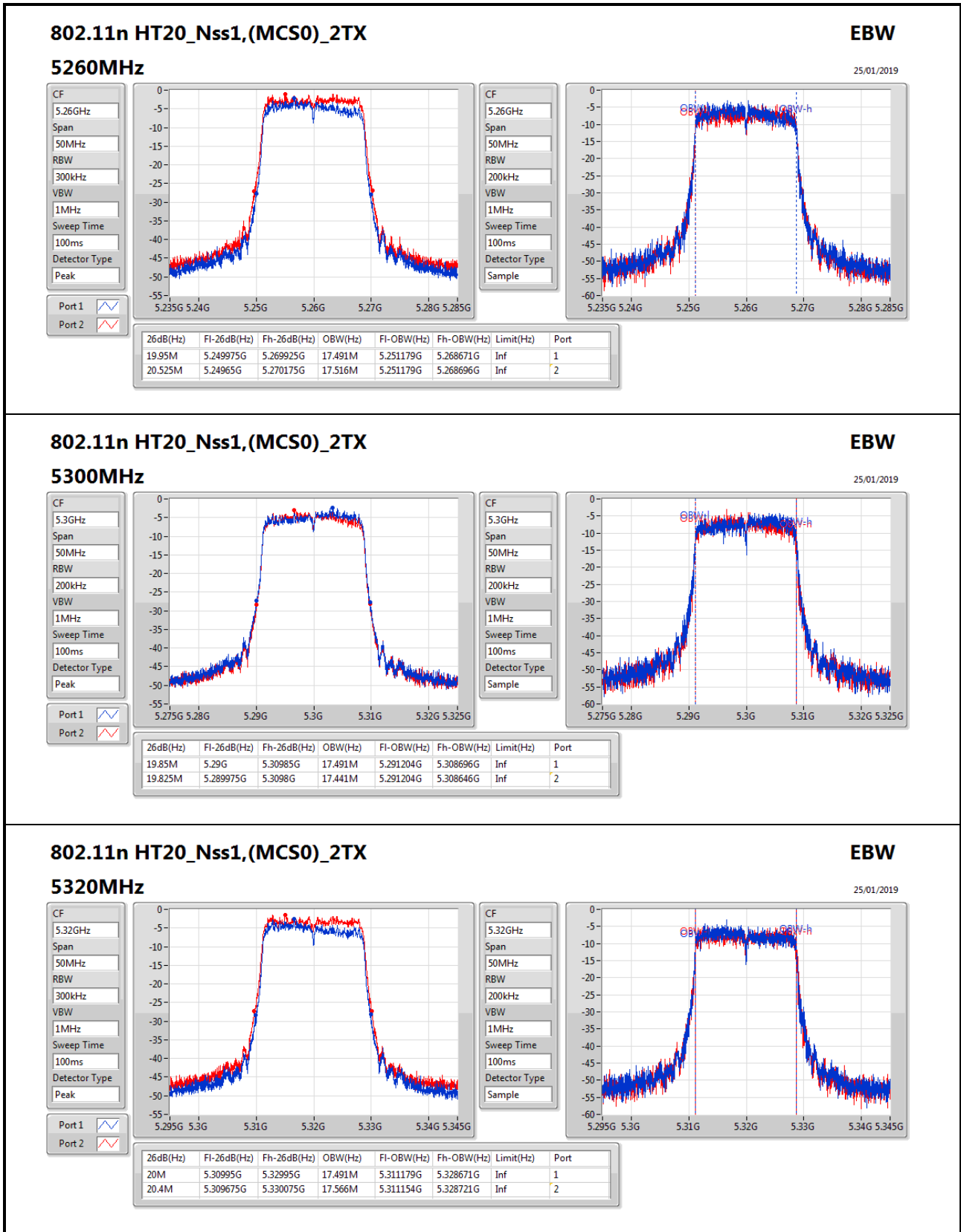
| Mode | Result | Limit (Hz) | Port 1-N dB (Hz) | Port 1-OBW (Hz) | Port 2-N dB (Hz) | Port 2-OBW (Hz) |
|------------------------------|--------|------------|------------------|-----------------|------------------|-----------------|
| 802.11a_Nss1,(6Mbps)_1TX | - | - | - | - | - | - |
| 5260MHz | Pass | Inf | 20.25M | 16.417M | | |
| 5300MHz | Pass | Inf | 19.6M | 16.417M | | |
| 5320MHz | Pass | Inf | 20.35M | 16.442M | | |
| 5500MHz | Pass | Inf | 19.625M | 16.417M | | |
| 5580MHz | Pass | Inf | 19.6M | 16.392M | | |
| 5700MHz | Pass | Inf | 20.375M | 16.417M | | |
| 802.11n HT20_Nss1,(MCS0)_2TX | - | - | - | - | - | - |
| 5260MHz | Pass | Inf | 19.95M | 17.491M | 20.525M | 17.516M |
| 5300MHz | Pass | Inf | 19.85M | 17.491M | 19.825M | 17.441M |
| 5320MHz | Pass | Inf | 20M | 17.491M | 20.4M | 17.566M |
| 5500MHz | Pass | Inf | 19.775M | 17.441M | 19.875M | 17.466M |
| 5580MHz | Pass | Inf | 20M | 17.466M | 19.975M | 17.516M |
| 5700MHz | Pass | Inf | 20.35M | 17.516M | 20.4M | 17.541M |
| 802.11n HT40_Nss1,(MCS0)_2TX | - | - | - | - | - | - |
| 5270MHz | Pass | Inf | 40.75M | 35.882M | 40.7M | 35.832M |
| 5310MHz | Pass | Inf | 40.5M | 35.982M | 41M | 35.932M |
| 5510MHz | Pass | Inf | 40.8M | 36.032M | 40.75M | 35.882M |
| 5550MHz | Pass | Inf | 40.65M | 35.882M | 40.55M | 35.982M |
| 5670MHz | Pass | Inf | 40.75M | 35.982M | 40.75M | 35.932M |

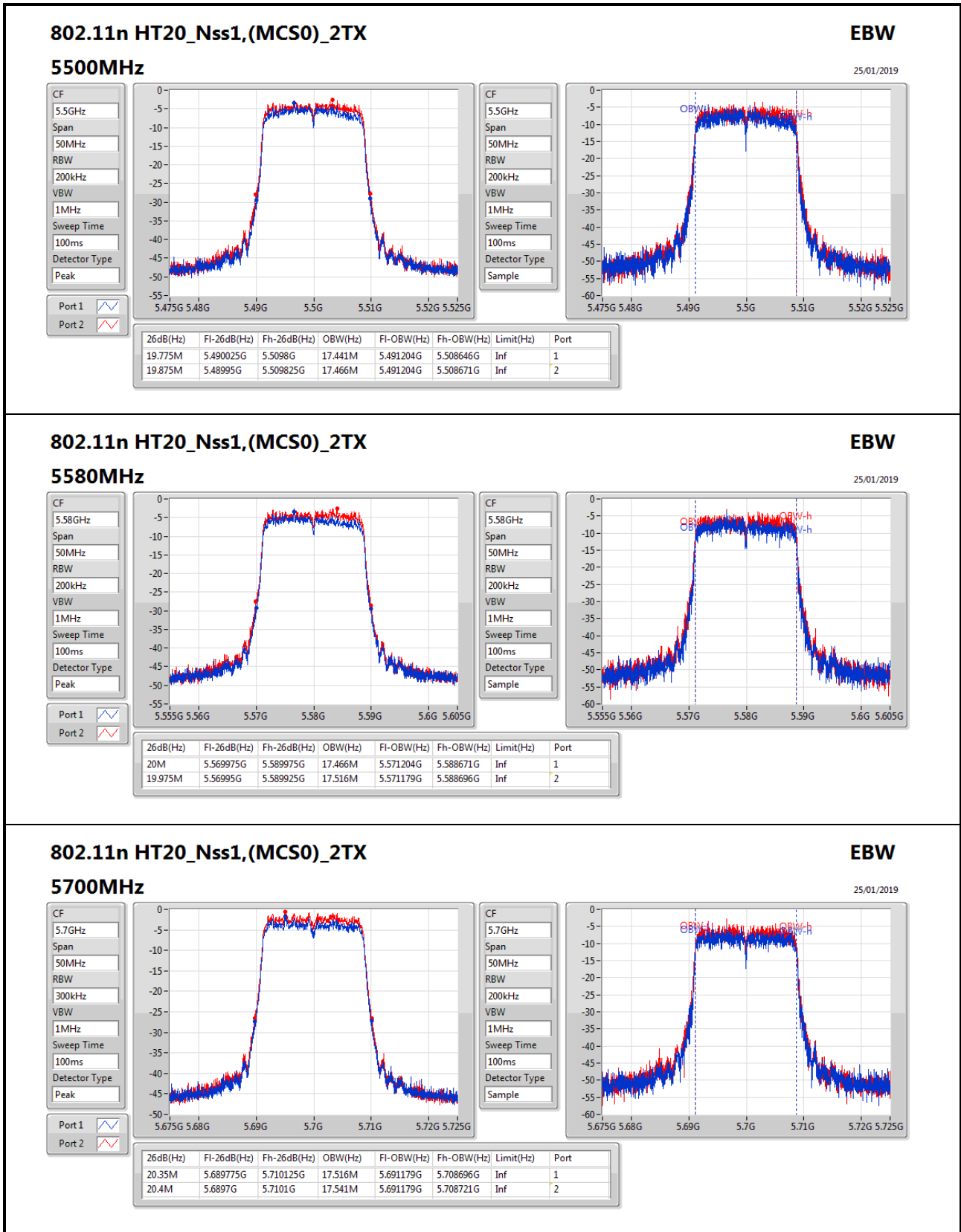
Port X-N dB = Port X 6dB down bandwidth for 5.725-5.85GHz band / 26dB down bandwidth for other band

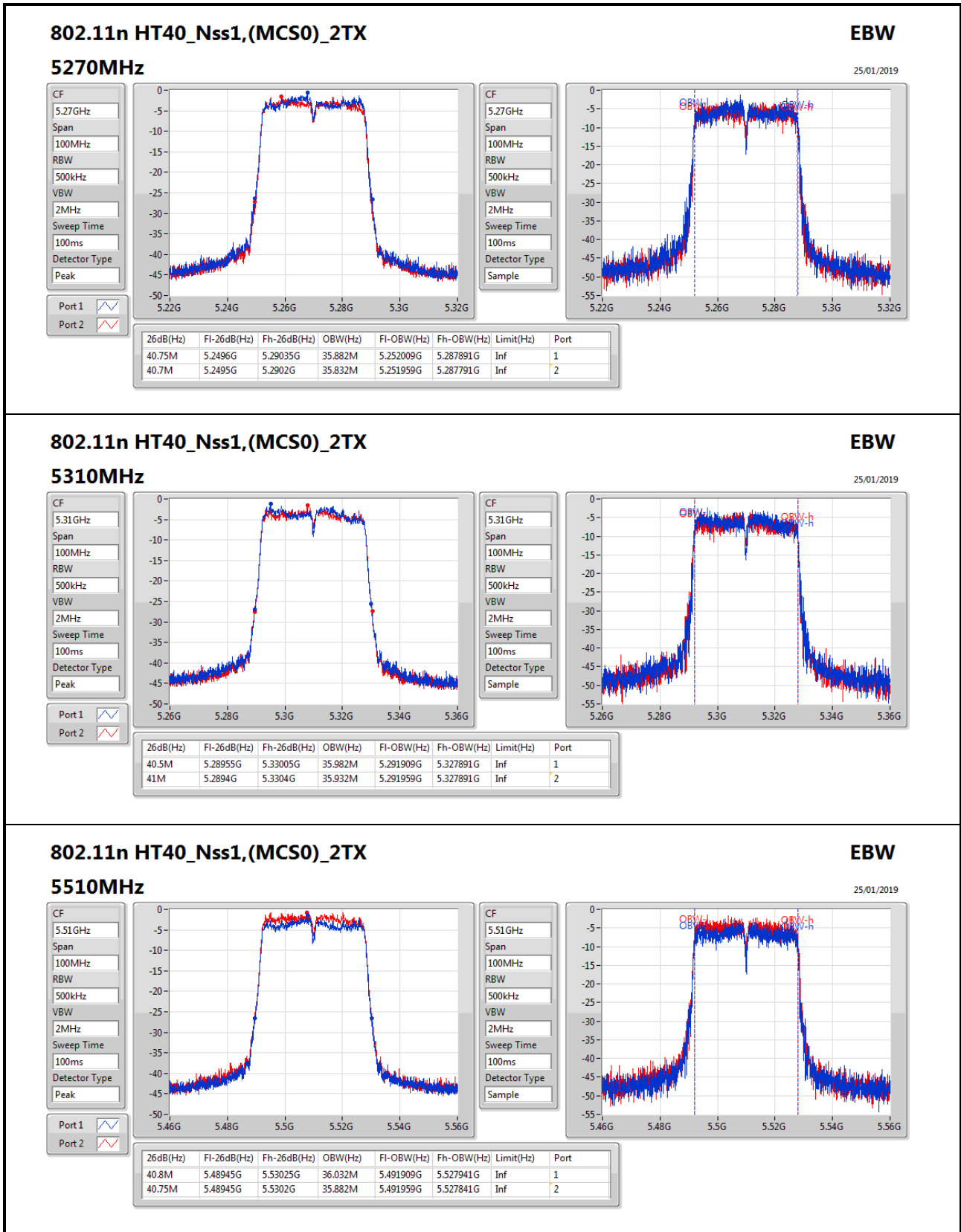
Port X-OBW = Port X 99% occupied bandwidth;

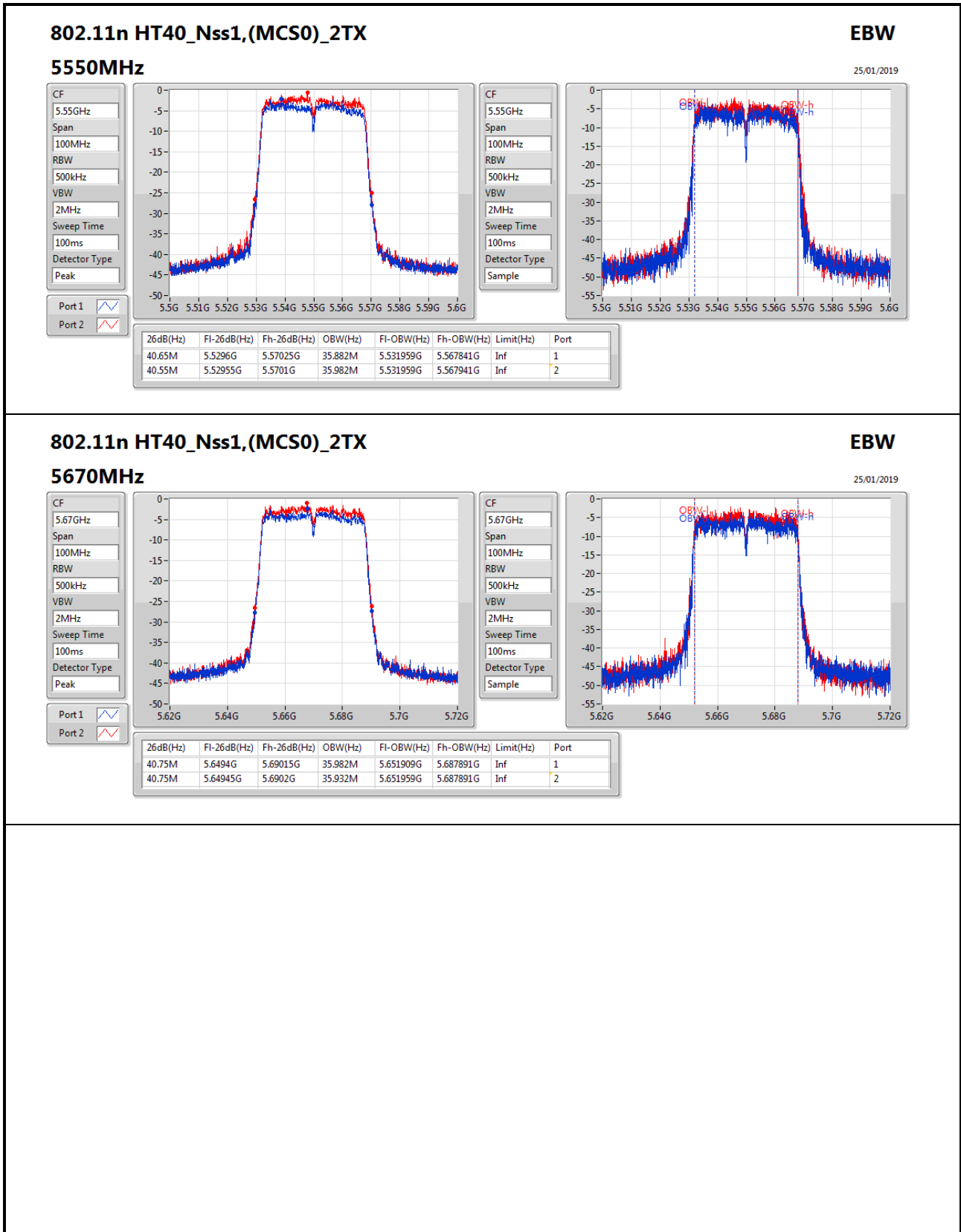














Summary

| Mode | Total Power (dBm) | Total Power (W) | EIRP (dBm) | EIRP (W) |
|------------------------------|-------------------|-----------------|------------|----------|
| 5.25-5.35GHz | - | - | - | - |
| 802.11a_Nss1,(6Mbps)_1TX | 12.99 | 0.01991 | 16.26 | 0.04227 |
| 802.11n HT20_Nss1,(MCS0)_2TX | 11.99 | 0.01581 | 15.26 | 0.03357 |
| 802.11n HT40_Nss1,(MCS0)_2TX | 11.96 | 0.01570 | 15.23 | 0.03334 |
| 5.47-5.725GHz | - | - | - | - |
| 802.11a_Nss1,(6Mbps)_1TX | 12.99 | 0.01991 | 16.26 | 0.04227 |
| 802.11n HT20_Nss1,(MCS0)_2TX | 11.56 | 0.01432 | 14.83 | 0.03041 |
| 802.11n HT40_Nss1,(MCS0)_2TX | 11.97 | 0.01574 | 15.24 | 0.03342 |



Result

| Mode | Result | DG (dBi) | Port 1 (dBm) | Port 2 (dBm) | Total Power (dBm) | Power Limit (dBm) | EIRP (dBm) | EIRP Limit (dBm) |
|------------------------------|--------|-------------|-----------------|-----------------|----------------------|----------------------|---------------|---------------------|
| 802.11a_Nss1,(6Mbps)_1TX | - | - | - | - | - | - | - | - |
| 5260MHz | Pass | 3.27 | 12.91 | | 12.91 | 24.00 | 16.18 | 30.00 |
| 5300MHz | Pass | 3.27 | 12.99 | | 12.99 | 24.00 | 16.26 | 30.00 |
| 5320MHz | Pass | 3.27 | 12.76 | | 12.76 | 24.00 | 16.03 | 30.00 |
| 5500MHz | Pass | 3.27 | 12.89 | | 12.89 | 24.00 | 16.16 | 30.00 |
| 5580MHz | Pass | 3.27 | 12.98 | | 12.98 | 24.00 | 16.25 | 30.00 |
| 5700MHz | Pass | 3.27 | 12.99 | | 12.99 | 24.00 | 16.26 | 30.00 |
| 802.11n HT20_Nss1,(MCS0)_2TX | - | - | - | - | - | - | - | - |
| 5260MHz | Pass | 3.27 | 9.20 | 8.74 | 11.99 | 24.00 | 15.26 | 30.00 |
| 5300MHz | Pass | 3.27 | 8.84 | 8.65 | 11.76 | 24.00 | 15.03 | 30.00 |
| 5320MHz | Pass | 3.27 | 8.68 | 8.33 | 11.52 | 24.00 | 14.79 | 30.00 |
| 5500MHz | Pass | 3.27 | 7.88 | 9.09 | 11.54 | 24.00 | 14.81 | 30.00 |
| 5580MHz | Pass | 3.27 | 7.75 | 9.19 | 11.54 | 24.00 | 14.81 | 30.00 |
| 5700MHz | Pass | 3.27 | 7.80 | 9.19 | 11.56 | 24.00 | 14.83 | 30.00 |
| 802.11n HT40_Nss1,(MCS0)_2TX | - | - | - | - | - | - | - | - |
| 5270MHz | Pass | 3.27 | 9.08 | 8.82 | 11.96 | 24.00 | 15.23 | 30.00 |
| 5310MHz | Pass | 3.27 | 8.79 | 8.41 | 11.61 | 24.00 | 14.88 | 30.00 |
| 5510MHz | Pass | 3.27 | 8.23 | 9.58 | 11.97 | 24.00 | 15.24 | 30.00 |
| 5550MHz | Pass | 3.27 | 7.97 | 9.34 | 11.72 | 24.00 | 14.99 | 30.00 |
| 5670MHz | Pass | 3.27 | 7.99 | 9.36 | 11.74 | 24.00 | 15.01 | 30.00 |

DG = Directional Gain; Port X = Port X output power



Summary

| Mode | PD (dBm/RBW) | EIRP PD (dBm/RBW) |
|------------------------------|-----------------|----------------------|
| 5.25-5.35GHz | - | - |
| 802.11a_Nss1,(6Mbps)_1TX | 0.17 | 3.44 |
| 802.11n HT20_Nss1,(MCS0)_2TX | -1.22 | 5.06 |
| 802.11n HT40_Nss1,(MCS0)_2TX | -4.23 | 2.05 |
| 5.47-5.725GHz | - | - |
| 802.11a_Nss1,(6Mbps)_1TX | 0.16 | 3.43 |
| 802.11n HT20_Nss1,(MCS0)_2TX | -1.49 | 4.79 |
| 802.11n HT40_Nss1,(MCS0)_2TX | -3.95 | 2.33 |

RBW = 500kHz for 5.725-5.85GHz band / 1MHz for other band;

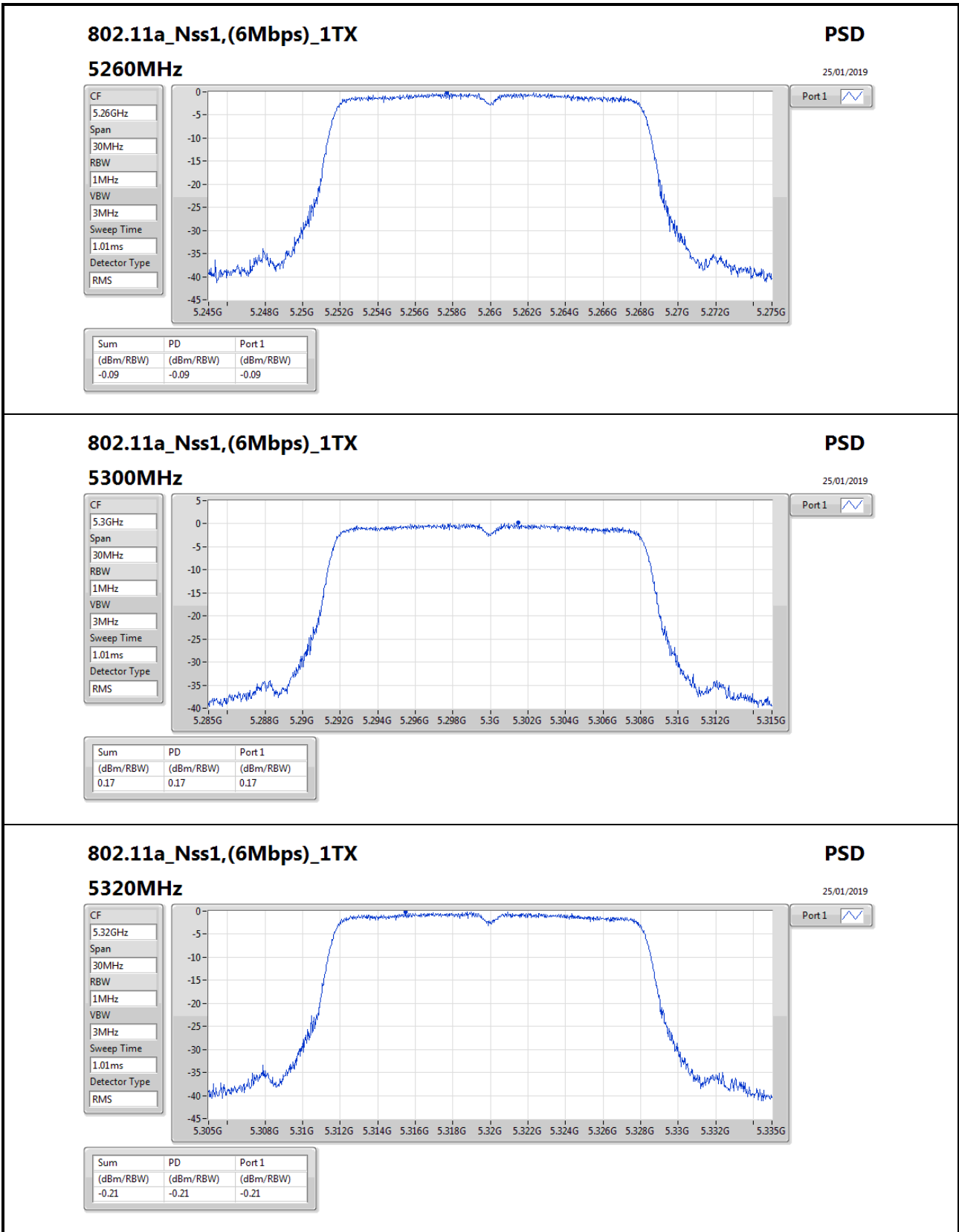


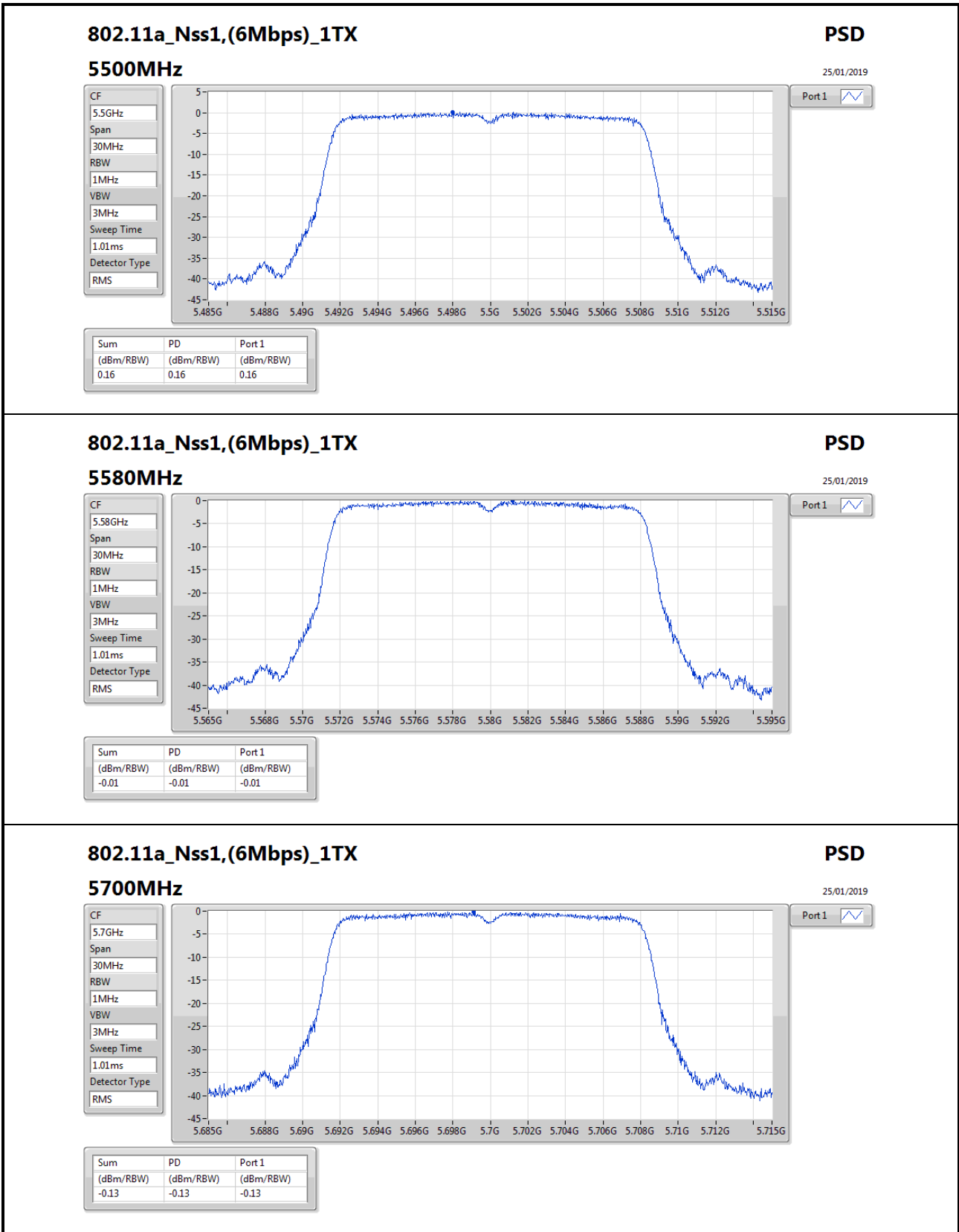
Result

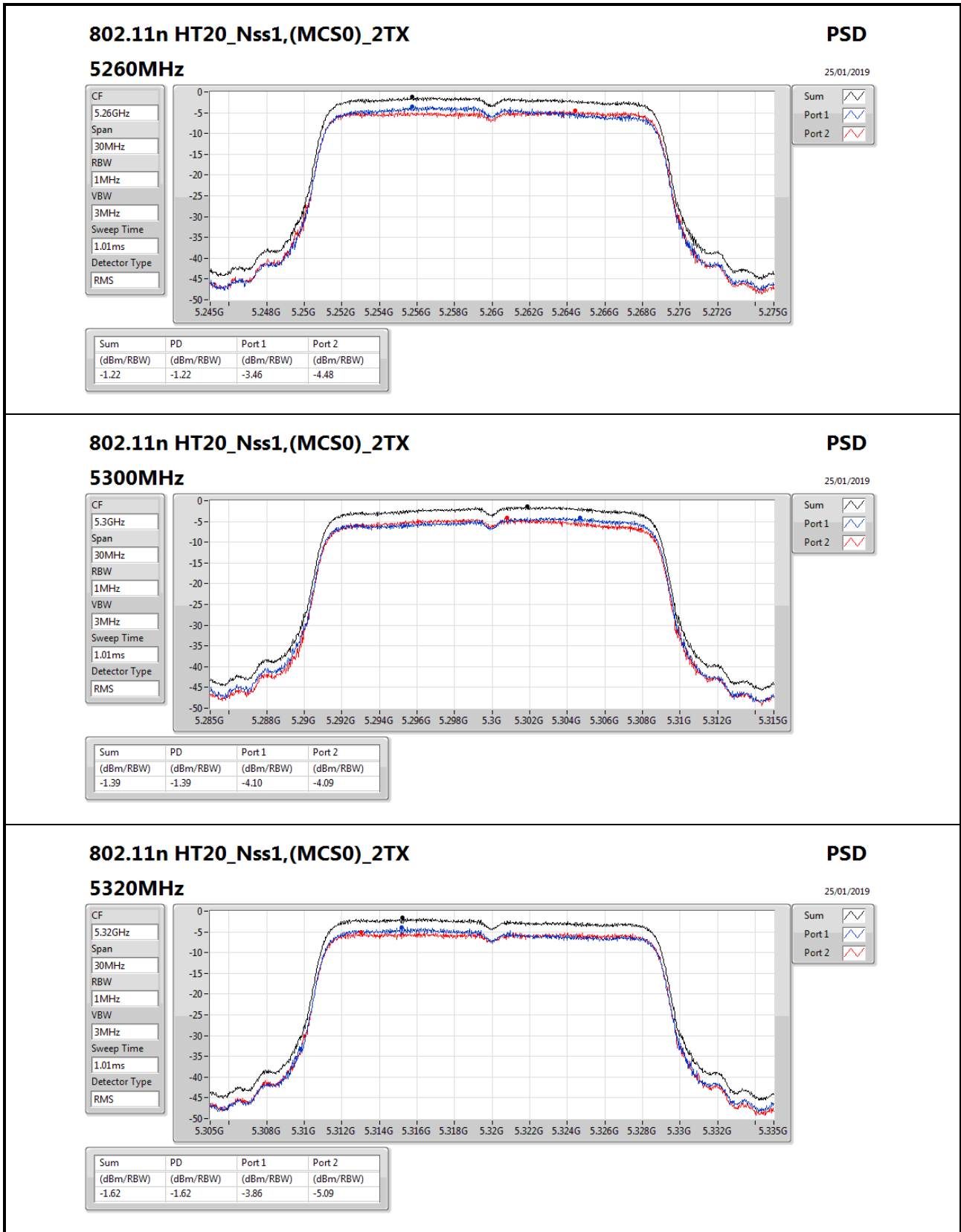
| Mode | Result | DG (dBi) | Port 1 (dBm/RBW) | Port 2 (dBm/RBW) | PD (dBm/RBW) | PD Limit (dBm/RBW) | EIRP PD (dBm/RBW) | EIRP PD Limit (dBm/RBW) |
|------------------------------|--------|-------------|---------------------|---------------------|-----------------|-----------------------|----------------------|----------------------------|
| 802.11a_Nss1,(6Mbps)_1TX | - | - | - | - | - | - | - | - |
| 5260MHz | Pass | 3.27 | -0.09 | | -0.09 | 11.00 | 3.18 | 17.00 |
| 5300MHz | Pass | 3.27 | 0.17 | | 0.17 | 11.00 | 3.44 | 17.00 |
| 5320MHz | Pass | 3.27 | -0.21 | | -0.21 | 11.00 | 3.06 | 17.00 |
| 5500MHz | Pass | 3.27 | 0.16 | | 0.16 | 11.00 | 3.43 | 17.00 |
| 5580MHz | Pass | 3.27 | -0.01 | | -0.01 | 11.00 | 3.26 | 17.00 |
| 5700MHz | Pass | 3.27 | -0.13 | | -0.13 | 11.00 | 3.14 | 17.00 |
| 802.11n HT20_Nss1,(MCS0)_2TX | - | - | - | - | - | - | - | - |
| 5260MHz | Pass | 6.28 | -3.46 | -4.48 | -1.22 | 10.72 | 5.06 | 17.00 |
| 5300MHz | Pass | 6.28 | -4.10 | -4.09 | -1.39 | 10.72 | 4.89 | 17.00 |
| 5320MHz | Pass | 6.28 | -3.86 | -5.09 | -1.62 | 10.72 | 4.66 | 17.00 |
| 5500MHz | Pass | 6.28 | -4.82 | -3.96 | -1.49 | 10.72 | 4.79 | 17.00 |
| 5580MHz | Pass | 6.28 | -4.73 | -3.92 | -1.56 | 10.72 | 4.72 | 17.00 |
| 5700MHz | Pass | 6.28 | -5.35 | -4.11 | -2.01 | 10.72 | 4.27 | 17.00 |
| 802.11n HT40_Nss1,(MCS0)_2TX | - | - | - | - | - | - | - | - |
| 5270MHz | Pass | 6.28 | -6.42 | -7.30 | -4.23 | 10.72 | 2.05 | 17.00 |
| 5310MHz | Pass | 6.28 | -6.90 | -7.05 | -4.49 | 10.72 | 1.79 | 17.00 |
| 5510MHz | Pass | 6.28 | -7.38 | -6.32 | -3.95 | 10.72 | 2.33 | 17.00 |
| 5550MHz | Pass | 6.28 | -7.95 | -6.67 | -4.55 | 10.72 | 1.73 | 17.00 |
| 5670MHz | Pass | 6.28 | -8.10 | -6.70 | -4.59 | 10.72 | 1.69 | 17.00 |

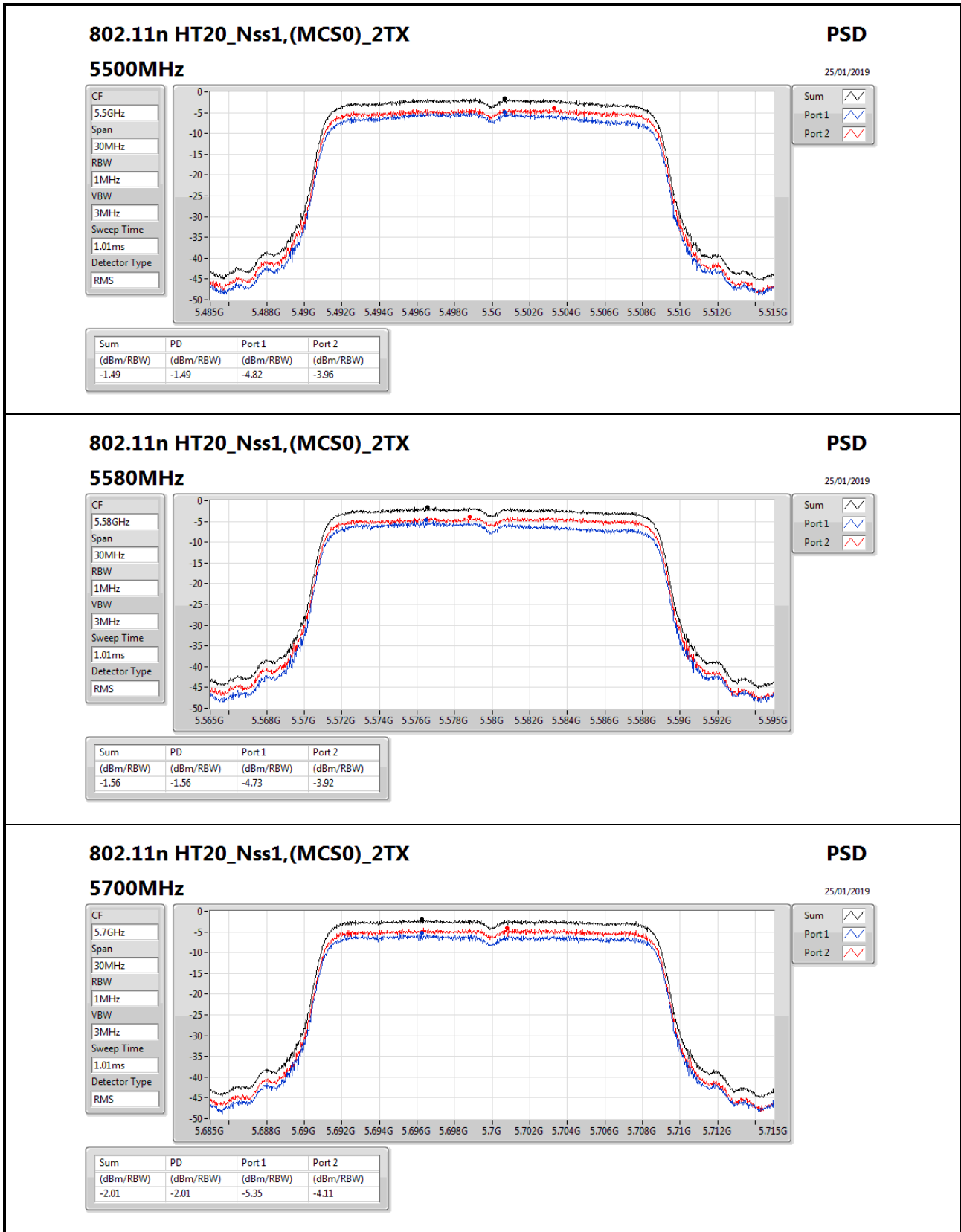
DG = Directional Gain; RBW = 500kHz for 5.725-5.85GHz band / 1MHz for other band;

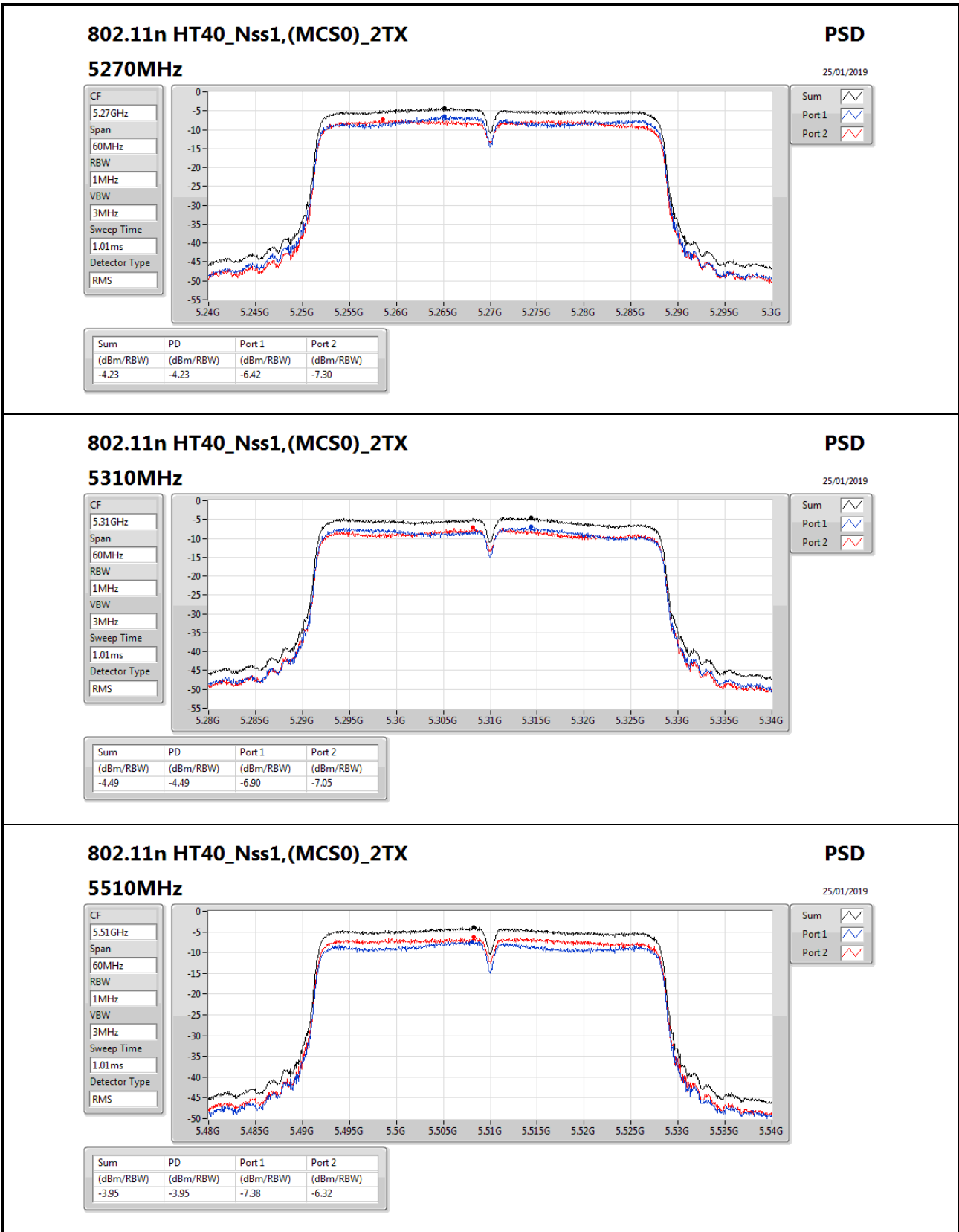
PD = trace bin-by-bin of each transmits port summing can be performed maximum power density; Port X = Port Xpower density;

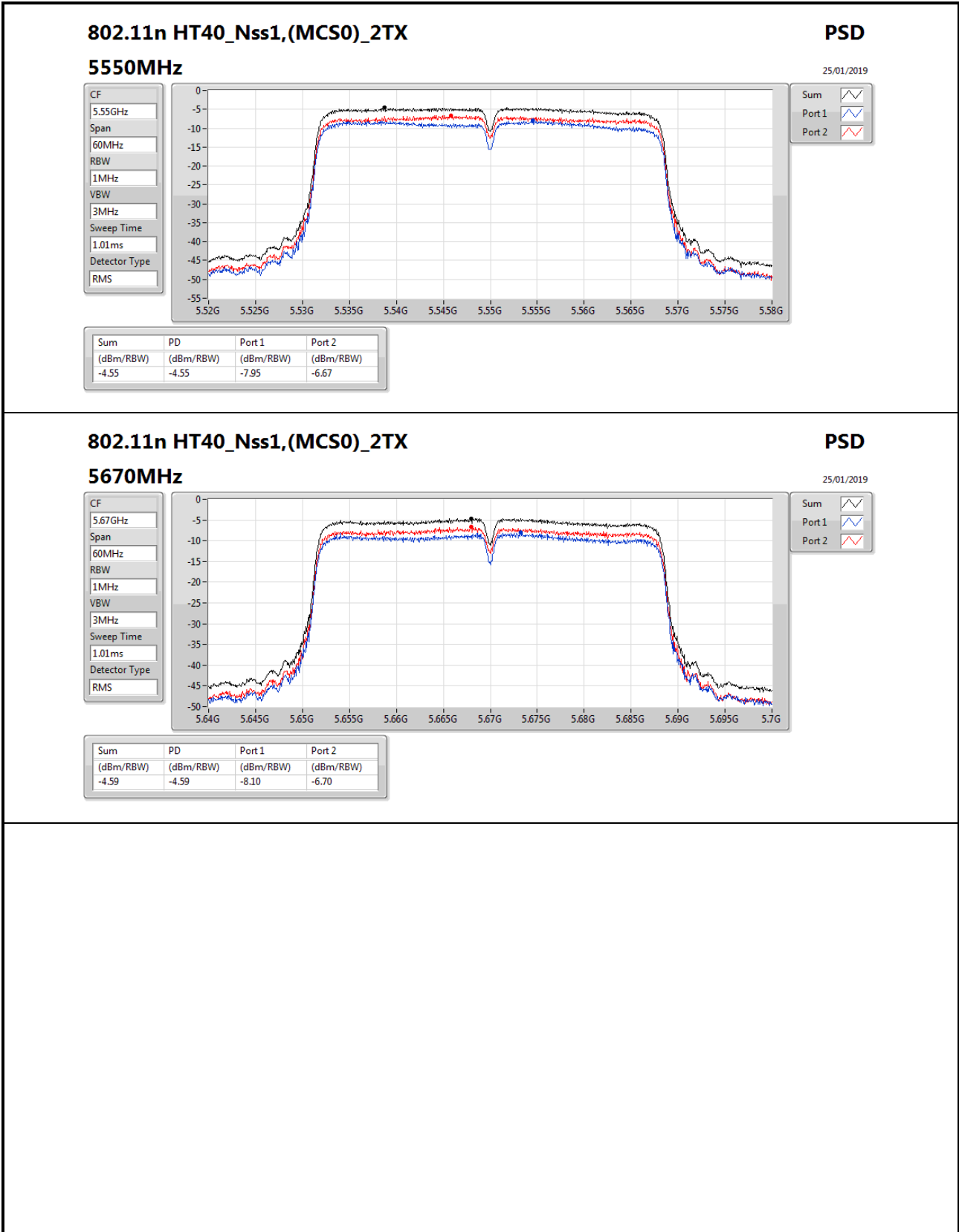














Summary

| Mode | Result | Type | Freq (Hz) | Level (dBuV/m) | Limit (dBuV/m) | Margin (dB) | Factor (dB) | Dist (m) | Condition | Azimuth (°) | Height (m) | Comments |
|------------------------------|--------|------|-----------|----------------|----------------|-------------|-------------|----------|------------|-------------|------------|----------|
| 5.25-5.35GHz | - | - | - | - | - | - | - | - | - | - | - | - |
| 802.11a_Nss1,(6Mbps)_1TX | Pass | AV | 5.3502G | 46.83 | 54.00 | -7.17 | 4.39 | 3 | Vertical | 107 | 2.99 | - |
| 802.11n HT20_Nss1,(MCS0)_2TX | Pass | AV | 5.3544G | 45.45 | 54.00 | -8.55 | 4.39 | 3 | Horizontal | 180 | 1.49 | - |
| 802.11n HT40_Nss1,(MCS0)_2TX | Pass | AV | 5.35G | 53.59 | 54.00 | -0.41 | 4.39 | 3 | Horizontal | 182 | 1.49 | - |
| 5.47-5.725GHz | - | - | - | - | - | - | - | - | - | - | - | - |
| 802.11a_Nss1,(6Mbps)_1TX | Pass | AV | 5.4306G | 45.53 | 54.00 | -8.47 | 4.49 | 3 | Horizontal | 208 | 1.01 | - |
| 802.11n HT20_Nss1,(MCS0)_2TX | Pass | PK | 5.4662G | 59.97 | 68.20 | -8.23 | 4.54 | 3 | Horizontal | 199 | 2.99 | - |
| 802.11n HT40_Nss1,(MCS0)_2TX | Pass | PK | 5.4696G | 66.81 | 68.20 | -1.39 | 4.54 | 3 | Horizontal | 180 | 1.01 | - |



Result

| Mode | Result | Type | Freq (Hz) | Level (dBuV/m) | Limit (dBuV/m) | Margin (dB) | Factor (dB) | Dist (m) | Condition | Azimuth (°) | Height (m) | Comments |
|--------------------------|--------|------|-----------|----------------|----------------|-------------|-------------|----------|------------|-------------|------------|----------|
| 802.11a_Nss1,(6Mbps)_1TX | - | - | - | - | - | - | - | - | - | - | - | - |
| 5260MHz | Pass | AV | 5.134G | 45.32 | 54.00 | -8.68 | 4.11 | 3 | Vertical | 156 | 1.25 | - |
| 5260MHz | Pass | AV | 5.2564G | 90.20 | Inf | -Inf | 4.27 | 3 | Vertical | 156 | 1.25 | - |
| 5260MHz | Pass | AV | 5.3776G | 44.92 | 54.00 | -9.08 | 4.43 | 3 | Vertical | 156 | 1.25 | - |
| 5260MHz | Pass | PK | 5.1406G | 58.18 | 74.00 | -15.82 | 4.12 | 3 | Vertical | 156 | 1.25 | - |
| 5260MHz | Pass | PK | 5.2582G | 100.01 | Inf | -Inf | 4.27 | 3 | Vertical | 156 | 1.25 | - |
| 5260MHz | Pass | PK | 5.3896G | 57.56 | 74.00 | -16.44 | 4.43 | 3 | Vertical | 156 | 1.25 | - |
| 5260MHz | Pass | AV | 5.1274G | 45.48 | 54.00 | -8.52 | 4.11 | 3 | Horizontal | 348 | 2.88 | - |
| 5260MHz | Pass | AV | 5.257G | 93.40 | Inf | -Inf | 4.27 | 3 | Horizontal | 348 | 2.88 | - |
| 5260MHz | Pass | AV | 5.374G | 45.04 | 54.00 | -8.96 | 4.42 | 3 | Horizontal | 348 | 2.88 | - |
| 5260MHz | Pass | PK | 5.128G | 57.95 | 74.00 | -16.05 | 4.11 | 3 | Horizontal | 348 | 2.88 | - |
| 5260MHz | Pass | PK | 5.2534G | 103.43 | Inf | -Inf | 4.27 | 3 | Horizontal | 348 | 2.88 | - |
| 5260MHz | Pass | PK | 5.365G | 57.78 | 74.00 | -16.22 | 4.41 | 3 | Horizontal | 348 | 2.88 | - |
| 5260MHz | Pass | AV | 10.53338G | 44.32 | 54.00 | -9.68 | 14.52 | 3 | Vertical | 343 | 1.50 | - |
| 5260MHz | Pass | PK | 10.5227G | 58.08 | 74.00 | -15.92 | 14.49 | 3 | Vertical | 343 | 1.50 | - |
| 5260MHz | Pass | AV | 10.52444G | 44.26 | 54.00 | -9.74 | 14.50 | 3 | Horizontal | 71 | 1.50 | - |
| 5260MHz | Pass | PK | 10.52084G | 57.84 | 74.00 | -16.16 | 14.49 | 3 | Horizontal | 71 | 1.50 | - |
| 5300MHz | Pass | AV | 5.2968G | 87.31 | Inf | -Inf | 4.32 | 3 | Vertical | 155 | 1.05 | - |
| 5300MHz | Pass | AV | 5.3524G | 45.41 | 54.00 | -8.59 | 4.39 | 3 | Vertical | 155 | 1.05 | - |
| 5300MHz | Pass | PK | 5.2968G | 96.93 | Inf | -Inf | 4.32 | 3 | Vertical | 155 | 1.05 | - |
| 5300MHz | Pass | PK | 5.3812G | 57.82 | 74.00 | -16.18 | 4.43 | 3 | Vertical | 155 | 1.05 | - |
| 5300MHz | Pass | AV | 5.3028G | 90.27 | Inf | -Inf | 4.33 | 3 | Horizontal | 183 | 1.09 | - |
| 5300MHz | Pass | AV | 5.3524G | 46.13 | 54.00 | -7.87 | 4.39 | 3 | Horizontal | 183 | 1.09 | - |
| 5300MHz | Pass | PK | 5.3032G | 99.75 | Inf | -Inf | 4.33 | 3 | Horizontal | 183 | 1.09 | - |
| 5300MHz | Pass | PK | 5.3524G | 58.67 | 74.00 | -15.33 | 4.39 | 3 | Horizontal | 183 | 1.09 | - |
| 5300MHz | Pass | AV | 10.58506G | 43.92 | 54.00 | -10.08 | 14.64 | 3 | Vertical | 189 | 1.63 | - |
| 5300MHz | Pass | PK | 10.59562G | 57.64 | 74.00 | -16.36 | 14.65 | 3 | Vertical | 189 | 1.63 | - |
| 5300MHz | Pass | AV | 10.58722G | 43.84 | 54.00 | -10.16 | 14.64 | 3 | Horizontal | 34 | 1.50 | - |
| 5300MHz | Pass | PK | 10.5859G | 57.45 | 74.00 | -16.55 | 14.64 | 3 | Horizontal | 34 | 1.50 | - |
| 5320MHz | Pass | AV | 5.323G | 91.73 | Inf | -Inf | 4.35 | 3 | Vertical | 107 | 2.99 | - |
| 5320MHz | Pass | AV | 5.3502G | 46.83 | 54.00 | -7.17 | 4.39 | 3 | Vertical | 107 | 2.99 | - |
| 5320MHz | Pass | PK | 5.323G | 101.36 | Inf | -Inf | 4.35 | 3 | Vertical | 107 | 2.99 | - |
| 5320MHz | Pass | PK | 5.35G | 59.80 | 74.00 | -14.20 | 4.39 | 3 | Vertical | 107 | 2.99 | - |
| 5320MHz | Pass | AV | 5.3188G | 91.69 | Inf | -Inf | 4.35 | 3 | Horizontal | 204 | 2.99 | - |
| 5320MHz | Pass | AV | 5.3504G | 46.59 | 54.00 | -7.41 | 4.39 | 3 | Horizontal | 204 | 2.99 | - |
| 5320MHz | Pass | PK | 5.3134G | 101.42 | Inf | -Inf | 4.34 | 3 | Horizontal | 204 | 2.99 | - |
| 5320MHz | Pass | PK | 5.351G | 59.36 | 74.00 | -14.64 | 4.39 | 3 | Horizontal | 204 | 2.99 | - |
| 5320MHz | Pass | AV | 10.63448G | 43.57 | 54.00 | -10.43 | 14.76 | 3 | Vertical | 231 | 1.50 | - |
| 5320MHz | Pass | PK | 10.6403G | 57.62 | 74.00 | -16.38 | 14.77 | 3 | Vertical | 231 | 1.50 | - |
| 5320MHz | Pass | AV | 10.6301G | 43.52 | 54.00 | -10.48 | 14.75 | 3 | Horizontal | 67 | 2.91 | - |
| 5320MHz | Pass | PK | 10.63598G | 57.11 | 74.00 | -16.89 | 14.76 | 3 | Horizontal | 67 | 2.91 | - |
| 5500MHz | Pass | AV | 5.453G | 44.99 | 54.00 | -9.01 | 4.52 | 3 | Vertical | 141 | 1.05 | - |
| 5500MHz | Pass | AV | 5.5026G | 86.53 | Inf | -Inf | 4.58 | 3 | Vertical | 141 | 1.05 | - |
| 5500MHz | Pass | PK | 5.4696G | 57.82 | 68.20 | -10.38 | 4.54 | 3 | Vertical | 141 | 1.05 | - |
| 5500MHz | Pass | PK | 5.5034G | 96.02 | Inf | -Inf | 4.58 | 3 | Vertical | 141 | 1.05 | - |
| 5500MHz | Pass | AV | 5.459G | 45.47 | 54.00 | -8.53 | 4.53 | 3 | Horizontal | 209 | 1.02 | - |
| 5500MHz | Pass | AV | 5.4988G | 92.01 | Inf | -Inf | 4.58 | 3 | Horizontal | 209 | 1.02 | - |
| 5500MHz | Pass | PK | 5.4688G | 59.13 | 68.20 | -9.07 | 4.54 | 3 | Horizontal | 209 | 1.02 | - |



RSE TX above 1GHz Result

Appendix D

| Mode | Result | Type | Freq (Hz) | Level (dBuV/m) | Limit (dBuV/m) | Margin (dB) | Factor (dB) | Dist (m) | Condition | Azimuth (°) | Height (m) | Comments |
|------------------------------|--------|------|-----------|----------------|----------------|-------------|-------------|----------|------------|-------------|------------|----------|
| 5500MHz | Pass | PK | 5.4992G | 101.30 | Inf | -Inf | 4.58 | 3 | Horizontal | 209 | 1.02 | - |
| 5500MHz | Pass | AV | 10.98518G | 44.29 | 54.00 | -9.71 | 15.58 | 3 | Vertical | 171 | 2.11 | - |
| 5500MHz | Pass | PK | 10.985G | 57.35 | 74.00 | -16.65 | 15.58 | 3 | Vertical | 171 | 2.11 | - |
| 5500MHz | Pass | AV | 11.01026G | 44.17 | 54.00 | -9.83 | 15.60 | 3 | Horizontal | 50 | 1.50 | - |
| 5500MHz | Pass | PK | 11.0072G | 57.85 | 74.00 | -16.15 | 15.60 | 3 | Horizontal | 50 | 1.50 | - |
| 5580MHz | Pass | AV | 5.4366G | 45.01 | 54.00 | -8.99 | 4.50 | 3 | Vertical | 141 | 1.00 | - |
| 5580MHz | Pass | AV | 5.5782G | 85.21 | Inf | -Inf | 4.72 | 3 | Vertical | 141 | 1.00 | - |
| 5580MHz | Pass | PK | 5.4606G | 57.48 | 68.20 | -10.72 | 4.53 | 3 | Vertical | 141 | 1.00 | - |
| 5580MHz | Pass | PK | 5.5824G | 94.46 | Inf | -Inf | 4.74 | 3 | Vertical | 141 | 1.00 | - |
| 5580MHz | Pass | PK | 5.7294G | 57.79 | 68.20 | -10.41 | 5.09 | 3 | Vertical | 141 | 1.00 | - |
| 5580MHz | Pass | AV | 5.4306G | 45.53 | 54.00 | -8.47 | 4.49 | 3 | Horizontal | 208 | 1.01 | - |
| 5580MHz | Pass | AV | 5.5776G | 89.77 | Inf | -Inf | 4.72 | 3 | Horizontal | 208 | 1.01 | - |
| 5580MHz | Pass | PK | 5.4606G | 57.32 | 68.20 | -10.88 | 4.53 | 3 | Horizontal | 208 | 1.01 | - |
| 5580MHz | Pass | PK | 5.5824G | 99.12 | Inf | -Inf | 4.74 | 3 | Horizontal | 208 | 1.01 | - |
| 5580MHz | Pass | PK | 5.7282G | 56.78 | 68.20 | -11.42 | 5.09 | 3 | Horizontal | 208 | 1.01 | - |
| 5580MHz | Pass | AV | 11.1645G | 43.14 | 54.00 | -10.86 | 15.42 | 3 | Vertical | 209 | 1.37 | - |
| 5580MHz | Pass | PK | 11.16852G | 56.65 | 74.00 | -17.35 | 15.41 | 3 | Vertical | 209 | 1.37 | - |
| 5580MHz | Pass | AV | 11.17158G | 42.99 | 54.00 | -11.01 | 15.40 | 3 | Horizontal | 93 | 1.15 | - |
| 5580MHz | Pass | PK | 11.16102G | 56.72 | 74.00 | -17.28 | 15.43 | 3 | Horizontal | 93 | 1.15 | - |
| 5700MHz | Pass | AV | 5.7032G | 87.41 | Inf | -Inf | 5.02 | 3 | Vertical | 64 | 2.89 | - |
| 5700MHz | Pass | PK | 5.704G | 97.21 | Inf | -Inf | 5.04 | 3 | Vertical | 64 | 2.89 | - |
| 5700MHz | Pass | PK | 5.7524G | 58.10 | 68.20 | -10.10 | 5.14 | 3 | Vertical | 64 | 2.89 | - |
| 5700MHz | Pass | AV | 5.7024G | 90.03 | Inf | -Inf | 5.02 | 3 | Horizontal | 207 | 2.90 | - |
| 5700MHz | Pass | PK | 5.7024G | 99.51 | Inf | -Inf | 5.02 | 3 | Horizontal | 207 | 2.90 | - |
| 5700MHz | Pass | PK | 5.7608G | 58.03 | 68.20 | -10.17 | 5.17 | 3 | Horizontal | 207 | 2.90 | - |
| 5700MHz | Pass | AV | 11.3871G | 42.64 | 54.00 | -11.36 | 15.17 | 3 | Vertical | 205 | 2.15 | - |
| 5700MHz | Pass | PK | 11.397G | 56.38 | 74.00 | -17.62 | 15.14 | 3 | Vertical | 205 | 2.15 | - |
| 5700MHz | Pass | AV | 11.41236G | 42.64 | 54.00 | -11.36 | 15.14 | 3 | Horizontal | 228 | 1.52 | - |
| 5700MHz | Pass | PK | 11.39652G | 56.22 | 74.00 | -17.78 | 15.14 | 3 | Horizontal | 228 | 1.52 | - |
| 802.11n HT20_Nss1,(MCS0)_2TX | - | - | - | - | - | - | - | - | - | - | - | - |
| 5260MHz | Pass | AV | 5.1286G | 45.29 | 54.00 | -8.71 | 4.11 | 3 | Vertical | 137 | 1.01 | - |
| 5260MHz | Pass | AV | 5.263G | 89.07 | Inf | -Inf | 4.28 | 3 | Vertical | 137 | 1.01 | - |
| 5260MHz | Pass | AV | 5.3752G | 44.94 | 54.00 | -9.06 | 4.43 | 3 | Vertical | 137 | 1.01 | - |
| 5260MHz | Pass | PK | 5.1484G | 58.29 | 74.00 | -15.71 | 4.13 | 3 | Vertical | 137 | 1.01 | - |
| 5260MHz | Pass | PK | 5.2624G | 98.52 | Inf | -Inf | 4.28 | 3 | Vertical | 137 | 1.01 | - |
| 5260MHz | Pass | PK | 5.3602G | 58.09 | 74.00 | -15.91 | 4.41 | 3 | Vertical | 137 | 1.01 | - |
| 5260MHz | Pass | AV | 5.1214G | 45.38 | 54.00 | -8.62 | 4.09 | 3 | Horizontal | 183 | 1.01 | - |
| 5260MHz | Pass | AV | 5.263G | 95.44 | Inf | -Inf | 4.28 | 3 | Horizontal | 183 | 1.01 | - |
| 5260MHz | Pass | AV | 5.3758G | 45.16 | 54.00 | -8.84 | 4.43 | 3 | Horizontal | 183 | 1.01 | - |
| 5260MHz | Pass | PK | 5.1124G | 57.85 | 74.00 | -16.15 | 4.08 | 3 | Horizontal | 183 | 1.01 | - |
| 5260MHz | Pass | PK | 5.2618G | 105.34 | Inf | -Inf | 4.28 | 3 | Horizontal | 183 | 1.01 | - |
| 5260MHz | Pass | PK | 5.3932G | 58.39 | 74.00 | -15.61 | 4.45 | 3 | Horizontal | 183 | 1.01 | - |
| 5260MHz | Pass | AV | 10.52492G | 44.25 | 54.00 | -9.75 | 14.50 | 3 | Vertical | 324 | 1.51 | - |
| 5260MHz | Pass | PK | 10.52996G | 57.78 | 74.00 | -16.22 | 14.51 | 3 | Vertical | 324 | 1.51 | - |
| 5260MHz | Pass | AV | 10.52582G | 44.26 | 54.00 | -9.74 | 14.50 | 3 | Horizontal | 308 | 1.78 | - |
| 5260MHz | Pass | PK | 10.5158G | 58.41 | 74.00 | -15.59 | 14.48 | 3 | Horizontal | 308 | 1.78 | - |
| 5300MHz | Pass | AV | 5.3016G | 89.06 | Inf | -Inf | 4.33 | 3 | Vertical | 159 | 2.87 | - |
| 5300MHz | Pass | AV | 5.3608G | 44.93 | 54.00 | -9.07 | 4.41 | 3 | Vertical | 159 | 2.87 | - |
| 5300MHz | Pass | PK | 5.3016G | 98.69 | Inf | -Inf | 4.33 | 3 | Vertical | 159 | 2.87 | - |



RSE TX above 1GHz Result

Appendix D

| Mode | Result | Type | Freq (Hz) | Level (dBuV/m) | Limit (dBuV/m) | Margin (dB) | Factor (dB) | Dist (m) | Condition | Azimuth (°) | Height (m) | Comments |
|---------|--------|------|-----------|----------------|----------------|-------------|-------------|----------|------------|-------------|------------|----------|
| 5300MHz | Pass | PK | 5.356G | 58.21 | 74.00 | -15.79 | 4.40 | 3 | Vertical | 159 | 2.87 | - |
| 5300MHz | Pass | AV | 5.3016G | 92.88 | Inf | -Inf | 4.33 | 3 | Horizontal | 180 | 1.49 | - |
| 5300MHz | Pass | AV | 5.3544G | 45.45 | 54.00 | -8.55 | 4.39 | 3 | Horizontal | 180 | 1.49 | - |
| 5300MHz | Pass | PK | 5.3G | 102.46 | Inf | -Inf | 4.32 | 3 | Horizontal | 180 | 1.49 | - |
| 5300MHz | Pass | PK | 5.3668G | 58.21 | 74.00 | -15.79 | 4.41 | 3 | Horizontal | 180 | 1.49 | - |
| 5300MHz | Pass | AV | 10.5874G | 43.88 | 54.00 | -10.12 | 14.64 | 3 | Vertical | 311 | 1.50 | - |
| 5300MHz | Pass | PK | 10.5862G | 57.64 | 74.00 | -16.36 | 14.64 | 3 | Vertical | 311 | 1.50 | - |
| 5300MHz | Pass | AV | 10.6084G | 43.88 | 54.00 | -10.12 | 14.69 | 3 | Horizontal | 173 | 2.12 | - |
| 5300MHz | Pass | PK | 10.60546G | 57.33 | 74.00 | -16.67 | 14.69 | 3 | Horizontal | 173 | 2.12 | - |
| 5320MHz | Pass | AV | 5.3168G | 86.59 | Inf | -Inf | 4.34 | 3 | Vertical | 151 | 1.18 | - |
| 5320MHz | Pass | AV | 5.356G | 44.89 | 54.00 | -9.11 | 4.40 | 3 | Vertical | 151 | 1.18 | - |
| 5320MHz | Pass | PK | 5.3166G | 96.01 | Inf | -Inf | 4.34 | 3 | Vertical | 151 | 1.18 | - |
| 5320MHz | Pass | PK | 5.3558G | 58.18 | 74.00 | -15.82 | 4.40 | 3 | Vertical | 151 | 1.18 | - |
| 5320MHz | Pass | AV | 5.3186G | 93.24 | Inf | -Inf | 4.35 | 3 | Horizontal | 181 | 1.50 | - |
| 5320MHz | Pass | AV | 5.3558G | 45.27 | 54.00 | -8.73 | 4.40 | 3 | Horizontal | 181 | 1.50 | - |
| 5320MHz | Pass | PK | 5.319G | 103.22 | Inf | -Inf | 4.35 | 3 | Horizontal | 181 | 1.50 | - |
| 5320MHz | Pass | PK | 5.356G | 58.52 | 74.00 | -15.48 | 4.40 | 3 | Horizontal | 181 | 1.50 | - |
| 5320MHz | Pass | AV | 10.62656G | 43.62 | 54.00 | -10.38 | 14.73 | 3 | Vertical | 330 | 2.28 | - |
| 5320MHz | Pass | PK | 10.64948G | 57.55 | 74.00 | -16.45 | 14.79 | 3 | Vertical | 330 | 2.28 | - |
| 5320MHz | Pass | AV | 10.62752G | 43.54 | 54.00 | -10.46 | 14.73 | 3 | Horizontal | 306 | 1.46 | - |
| 5320MHz | Pass | PK | 10.64216G | 57.36 | 74.00 | -16.64 | 14.77 | 3 | Horizontal | 306 | 1.46 | - |
| 5500MHz | Pass | AV | 5.458G | 45.07 | 54.00 | -8.93 | 4.52 | 3 | Vertical | 128 | 1.01 | - |
| 5500MHz | Pass | AV | 5.4984G | 88.64 | Inf | -Inf | 4.58 | 3 | Vertical | 128 | 1.01 | - |
| 5500MHz | Pass | PK | 5.4696G | 58.23 | 68.20 | -9.97 | 4.54 | 3 | Vertical | 128 | 1.01 | - |
| 5500MHz | Pass | PK | 5.499G | 98.49 | Inf | -Inf | 4.58 | 3 | Vertical | 128 | 1.01 | - |
| 5500MHz | Pass | AV | 5.4594G | 45.69 | 54.00 | -8.31 | 4.53 | 3 | Horizontal | 199 | 2.99 | - |
| 5500MHz | Pass | AV | 5.5028G | 95.96 | Inf | -Inf | 4.58 | 3 | Horizontal | 199 | 2.99 | - |
| 5500MHz | Pass | PK | 5.4662G | 59.97 | 68.20 | -8.23 | 4.54 | 3 | Horizontal | 199 | 2.99 | - |
| 5500MHz | Pass | PK | 5.5032G | 105.59 | Inf | -Inf | 4.58 | 3 | Horizontal | 199 | 2.99 | - |
| 5500MHz | Pass | AV | 10.98524G | 44.10 | 54.00 | -9.90 | 15.58 | 3 | Vertical | 330 | 1.21 | - |
| 5500MHz | Pass | PK | 10.98812G | 58.02 | 74.00 | -15.98 | 15.59 | 3 | Vertical | 330 | 1.21 | - |
| 5500MHz | Pass | AV | 10.98686G | 44.07 | 54.00 | -9.93 | 15.58 | 3 | Horizontal | 321 | 1.92 | - |
| 5500MHz | Pass | PK | 10.99628G | 57.31 | 74.00 | -16.69 | 15.61 | 3 | Horizontal | 321 | 1.92 | - |
| 5580MHz | Pass | AV | 5.4318G | 44.88 | 54.00 | -9.12 | 4.49 | 3 | Vertical | 129 | 1.03 | - |
| 5580MHz | Pass | AV | 5.577G | 89.28 | Inf | -Inf | 4.72 | 3 | Vertical | 129 | 1.03 | - |
| 5580MHz | Pass | PK | 5.4672G | 57.38 | 68.20 | -10.82 | 4.54 | 3 | Vertical | 129 | 1.03 | - |
| 5580MHz | Pass | PK | 5.577G | 99.07 | Inf | -Inf | 4.72 | 3 | Vertical | 129 | 1.03 | - |
| 5580MHz | Pass | PK | 5.7264G | 57.64 | 68.20 | -10.56 | 5.08 | 3 | Vertical | 129 | 1.03 | - |
| 5580MHz | Pass | AV | 5.4402G | 45.24 | 54.00 | -8.76 | 4.50 | 3 | Horizontal | 235 | 2.12 | - |
| 5580MHz | Pass | AV | 5.583G | 92.57 | Inf | -Inf | 4.74 | 3 | Horizontal | 235 | 2.12 | - |
| 5580MHz | Pass | PK | 5.469G | 56.77 | 68.20 | -11.43 | 4.54 | 3 | Horizontal | 235 | 2.12 | - |
| 5580MHz | Pass | PK | 5.5824G | 102.23 | Inf | -Inf | 4.74 | 3 | Horizontal | 235 | 2.12 | - |
| 5580MHz | Pass | PK | 5.73G | 56.59 | 68.20 | -11.61 | 5.09 | 3 | Horizontal | 235 | 2.12 | - |
| 5580MHz | Pass | AV | 11.16792G | 43.03 | 54.00 | -10.97 | 15.41 | 3 | Vertical | 81 | 1.57 | - |
| 5580MHz | Pass | PK | 11.14818G | 56.36 | 74.00 | -17.64 | 15.44 | 3 | Vertical | 81 | 1.57 | - |
| 5580MHz | Pass | AV | 11.16378G | 42.97 | 54.00 | -11.03 | 15.42 | 3 | Horizontal | 131 | 2.43 | - |
| 5580MHz | Pass | PK | 11.17308G | 56.93 | 74.00 | -17.07 | 15.40 | 3 | Horizontal | 131 | 2.43 | - |
| 5700MHz | Pass | AV | 5.7052G | 89.99 | Inf | -Inf | 5.04 | 3 | Vertical | 65 | 2.90 | - |
| 5700MHz | Pass | PK | 5.704G | 99.58 | Inf | -Inf | 5.04 | 3 | Vertical | 65 | 2.90 | - |



RSE TX above 1GHz Result

Appendix D

| Mode | Result | Type | Freq (Hz) | Level (dBuV/m) | Limit (dBuV/m) | Margin (dB) | Factor (dB) | Dist (m) | Condition | Azimuth (°) | Height (m) | Comments |
|------------------------------|--------|------|-----------|----------------|----------------|-------------|-------------|----------|------------|-------------|------------|----------|
| 5700MHz | Pass | PK | 5.7252G | 58.86 | 68.20 | -9.34 | 5.08 | 3 | Vertical | 65 | 2.90 | - |
| 5700MHz | Pass | AV | 5.702G | 93.89 | Inf | -Inf | 5.02 | 3 | Horizontal | 207 | 2.90 | - |
| 5700MHz | Pass | PK | 5.702G | 103.60 | Inf | -Inf | 5.02 | 3 | Horizontal | 207 | 2.90 | - |
| 5700MHz | Pass | PK | 5.726G | 58.95 | 68.20 | -9.25 | 5.08 | 3 | Horizontal | 207 | 2.90 | - |
| 5700MHz | Pass | AV | 11.39466G | 42.62 | 54.00 | -11.38 | 15.15 | 3 | Vertical | 333 | 1.98 | - |
| 5700MHz | Pass | PK | 11.39328G | 56.94 | 74.00 | -17.06 | 15.15 | 3 | Vertical | 333 | 1.98 | - |
| 5700MHz | Pass | AV | 11.39106G | 42.67 | 54.00 | -11.33 | 15.15 | 3 | Horizontal | 242 | 2.40 | - |
| 5700MHz | Pass | PK | 11.39544G | 56.38 | 74.00 | -17.62 | 15.15 | 3 | Horizontal | 242 | 2.40 | - |
| 802.11n HT40_Nss1,(MCS0)_2TX | - | - | - | - | - | - | - | - | - | - | - | - |
| 5270MHz | Pass | AV | 5.2716G | 85.75 | Inf | -Inf | 4.29 | 3 | Vertical | 144 | 1.06 | - |
| 5270MHz | Pass | AV | 5.3648G | 44.88 | 54.00 | -9.12 | 4.41 | 3 | Vertical | 144 | 1.06 | - |
| 5270MHz | Pass | PK | 5.2728G | 95.10 | Inf | -Inf | 4.29 | 3 | Vertical | 144 | 1.06 | - |
| 5270MHz | Pass | PK | 5.3616G | 57.15 | 74.00 | -16.85 | 4.41 | 3 | Vertical | 144 | 1.06 | - |
| 5270MHz | Pass | AV | 5.2716G | 92.52 | Inf | -Inf | 4.29 | 3 | Horizontal | 182 | 1.00 | - |
| 5270MHz | Pass | AV | 5.3508G | 45.20 | 54.00 | -8.80 | 4.39 | 3 | Horizontal | 182 | 1.00 | - |
| 5270MHz | Pass | PK | 5.2712G | 101.88 | Inf | -Inf | 4.29 | 3 | Horizontal | 182 | 1.00 | - |
| 5270MHz | Pass | PK | 5.3524G | 57.90 | 74.00 | -16.10 | 4.39 | 3 | Horizontal | 182 | 1.00 | - |
| 5270MHz | Pass | AV | 10.52872G | 44.22 | 54.00 | -9.78 | 14.50 | 3 | Vertical | 266 | 1.88 | - |
| 5270MHz | Pass | PK | 10.54288G | 58.26 | 74.00 | -15.74 | 14.54 | 3 | Vertical | 266 | 1.88 | - |
| 5270MHz | Pass | AV | 10.54006G | 44.35 | 54.00 | -9.65 | 14.54 | 3 | Horizontal | 150 | 1.61 | - |
| 5270MHz | Pass | PK | 10.5319G | 58.36 | 74.00 | -15.64 | 14.51 | 3 | Horizontal | 150 | 1.61 | - |
| 5310MHz | Pass | AV | 5.3084G | 82.10 | Inf | -Inf | 4.34 | 3 | Vertical | 149 | 1.50 | - |
| 5310MHz | Pass | AV | 5.35G | 48.17 | 54.00 | -5.83 | 4.39 | 3 | Vertical | 149 | 1.50 | - |
| 5310MHz | Pass | PK | 5.308G | 92.08 | Inf | -Inf | 4.33 | 3 | Vertical | 149 | 1.50 | - |
| 5310MHz | Pass | PK | 5.35G | 61.24 | 74.00 | -12.76 | 4.39 | 3 | Vertical | 149 | 1.50 | - |
| 5310MHz | Pass | AV | 5.3116G | 90.08 | Inf | -Inf | 4.34 | 3 | Horizontal | 182 | 1.49 | - |
| 5310MHz | Pass | AV | 5.35G | 53.59 | 54.00 | -0.41 | 4.39 | 3 | Horizontal | 182 | 1.49 | - |
| 5310MHz | Pass | PK | 5.308G | 99.85 | Inf | -Inf | 4.33 | 3 | Horizontal | 182 | 1.49 | - |
| 5310MHz | Pass | PK | 5.35G | 68.52 | 74.00 | -5.48 | 4.39 | 3 | Horizontal | 182 | 1.49 | - |
| 5310MHz | Pass | AV | 10.61556G | 43.66 | 54.00 | -10.34 | 14.71 | 3 | Vertical | 315 | 1.46 | - |
| 5310MHz | Pass | PK | 10.63434G | 57.46 | 74.00 | -16.54 | 14.76 | 3 | Vertical | 315 | 1.46 | - |
| 5310MHz | Pass | AV | 10.61034G | 43.71 | 54.00 | -10.29 | 14.70 | 3 | Horizontal | 138 | 1.02 | - |
| 5310MHz | Pass | PK | 10.61142G | 57.59 | 74.00 | -16.41 | 14.70 | 3 | Horizontal | 138 | 1.02 | - |
| 5510MHz | Pass | AV | 5.4584G | 45.35 | 54.00 | -8.65 | 4.53 | 3 | Vertical | 140 | 1.01 | - |
| 5510MHz | Pass | AV | 5.4944G | 84.45 | Inf | -Inf | 4.58 | 3 | Vertical | 140 | 1.01 | - |
| 5510MHz | Pass | PK | 5.4696G | 59.72 | 68.20 | -8.48 | 4.54 | 3 | Vertical | 140 | 1.01 | - |
| 5510MHz | Pass | PK | 5.4948G | 94.06 | Inf | -Inf | 4.58 | 3 | Vertical | 140 | 1.01 | - |
| 5510MHz | Pass | AV | 5.4596G | 47.29 | 54.00 | -6.71 | 4.53 | 3 | Horizontal | 180 | 1.01 | - |
| 5510MHz | Pass | AV | 5.5132G | 90.80 | Inf | -Inf | 4.61 | 3 | Horizontal | 180 | 1.01 | - |
| 5510MHz | Pass | PK | 5.4696G | 66.81 | 68.20 | -1.39 | 4.54 | 3 | Horizontal | 180 | 1.01 | - |
| 5510MHz | Pass | PK | 5.5136G | 100.46 | Inf | -Inf | 4.61 | 3 | Horizontal | 180 | 1.01 | - |
| 5510MHz | Pass | AV | 11.0203G | 44.11 | 54.00 | -9.89 | 15.59 | 3 | Vertical | 257 | 1.66 | - |
| 5510MHz | Pass | PK | 11.00662G | 57.79 | 74.00 | -16.21 | 15.60 | 3 | Vertical | 257 | 1.66 | - |
| 5510MHz | Pass | AV | 11.0302G | 44.04 | 54.00 | -9.96 | 15.57 | 3 | Horizontal | 202 | 2.13 | - |
| 5510MHz | Pass | PK | 11.0125G | 57.54 | 74.00 | -16.46 | 15.59 | 3 | Horizontal | 202 | 2.13 | - |
| 5550MHz | Pass | AV | 5.4592G | 44.82 | 54.00 | -9.18 | 4.53 | 3 | Vertical | 159 | 1.01 | - |
| 5550MHz | Pass | AV | 5.5344G | 84.11 | Inf | -Inf | 4.64 | 3 | Vertical | 159 | 1.01 | - |
| 5550MHz | Pass | PK | 5.466G | 57.31 | 68.20 | -10.89 | 4.54 | 3 | Vertical | 159 | 1.01 | - |
| 5550MHz | Pass | PK | 5.5348G | 93.79 | Inf | -Inf | 4.64 | 3 | Vertical | 159 | 1.01 | - |



RSE TX above 1GHz Result

Appendix D

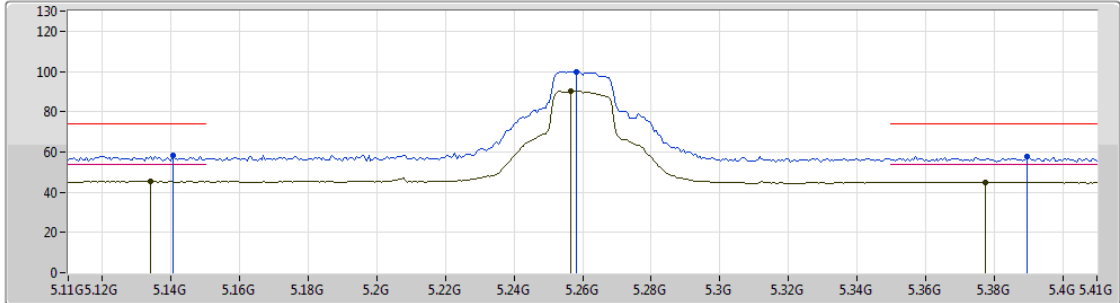
| Mode | Result | Type | Freq (Hz) | Level (dBuV/m) | Limit (dBuV/m) | Margin (dB) | Factor (dB) | Dist (m) | Condition | Azimuth (°) | Height (m) | Comments |
|---------|--------|------|-----------|----------------|----------------|-------------|-------------|----------|------------|-------------|------------|----------|
| 5550MHz | Pass | AV | 5.4584G | 45.08 | 54.00 | -8.92 | 4.53 | 3 | Horizontal | 237 | 1.50 | - |
| 5550MHz | Pass | AV | 5.5516G | 87.77 | Inf | -Inf | 4.68 | 3 | Horizontal | 237 | 1.50 | - |
| 5550MHz | Pass | PK | 5.4672G | 56.89 | 68.20 | -11.31 | 4.54 | 3 | Horizontal | 237 | 1.50 | - |
| 5550MHz | Pass | PK | 5.5536G | 97.17 | Inf | -Inf | 4.69 | 3 | Horizontal | 237 | 1.50 | - |
| 5550MHz | Pass | AV | 11.0853G | 43.47 | 54.00 | -10.53 | 15.52 | 3 | Vertical | 350 | 2.10 | - |
| 5550MHz | Pass | PK | 11.1036G | 57.08 | 74.00 | -16.92 | 15.49 | 3 | Vertical | 350 | 2.10 | - |
| 5550MHz | Pass | AV | 11.08794G | 43.52 | 54.00 | -10.48 | 15.51 | 3 | Horizontal | 290 | 1.08 | - |
| 5550MHz | Pass | PK | 11.10912G | 56.50 | 74.00 | -17.50 | 15.48 | 3 | Horizontal | 290 | 1.08 | - |
| 5670MHz | Pass | AV | 5.6718G | 83.97 | Inf | -Inf | 4.95 | 3 | Vertical | 131 | 1.01 | - |
| 5670MHz | Pass | PK | 5.6532G | 93.35 | Inf | -Inf | 4.90 | 3 | Vertical | 131 | 1.01 | - |
| 5670MHz | Pass | PK | 5.7462G | 57.85 | 68.20 | -10.35 | 5.13 | 3 | Vertical | 131 | 1.01 | - |
| 5670MHz | Pass | AV | 5.6544G | 89.10 | Inf | -Inf | 4.91 | 3 | Horizontal | 186 | 2.95 | - |
| 5670MHz | Pass | PK | 5.655G | 98.37 | Inf | -Inf | 4.91 | 3 | Horizontal | 186 | 2.95 | - |
| 5670MHz | Pass | PK | 5.7966G | 58.13 | 68.20 | -10.07 | 5.26 | 3 | Horizontal | 186 | 2.95 | - |
| 5670MHz | Pass | AV | 11.3256G | 42.97 | 54.00 | -11.03 | 15.23 | 3 | Vertical | 143 | 2.24 | - |
| 5670MHz | Pass | PK | 11.34528G | 56.36 | 74.00 | -17.64 | 15.22 | 3 | Vertical | 143 | 2.24 | - |
| 5670MHz | Pass | AV | 11.32608G | 42.79 | 54.00 | -11.21 | 15.23 | 3 | Horizontal | 254 | 1.56 | - |
| 5670MHz | Pass | PK | 11.33718G | 56.61 | 74.00 | -17.39 | 15.22 | 3 | Horizontal | 254 | 1.56 | - |



802.11a_Nss1,(6Mbps)_1TX

23/01/2019

5260MHz_TX

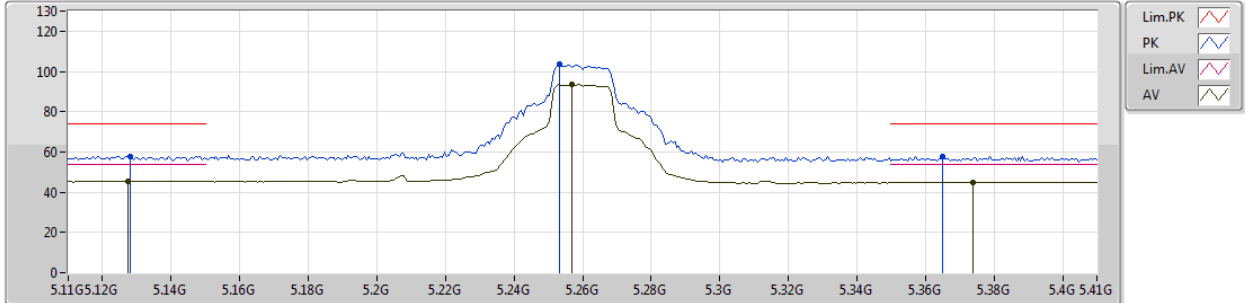


| Type | Freq (Hz) | Level (dBuV/m) | Limit (dBuV/m) | Margin (dB) | Factor (dB) | Dist (m) | Condition | Azimuth (°) | Height (m) | Comments |
|------|-----------|----------------|----------------|-------------|-------------|----------|-----------|-------------|------------|----------|
| AV | 5.134G | 45.32 | 54.00 | -8.68 | 4.11 | 3 | Vertical | 156 | 1.25 | - |
| AV | 5.2564G | 90.20 | Inf | -Inf | 4.27 | 3 | Vertical | 156 | 1.25 | - |
| AV | 5.3776G | 44.92 | 54.00 | -9.08 | 4.43 | 3 | Vertical | 156 | 1.25 | - |
| PK | 5.1406G | 58.18 | 74.00 | -15.82 | 4.12 | 3 | Vertical | 156 | 1.25 | - |
| PK | 5.2582G | 100.01 | Inf | -Inf | 4.27 | 3 | Vertical | 156 | 1.25 | - |
| PK | 5.3896G | 57.56 | 74.00 | -16.44 | 4.43 | 3 | Vertical | 156 | 1.25 | - |

802.11a_Nss1,(6Mbps)_1TX

23/01/2019

5260MHz_TX



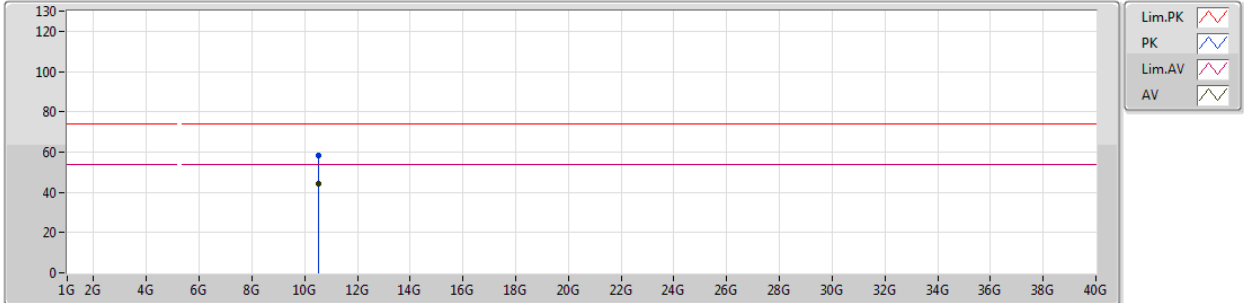
| Type | Freq (Hz) | Level (dBuV/m) | Limit (dBuV/m) | Margin (dB) | Factor (dB) | Dist (m) | Condition | Azimuth (°) | Height (m) | Comments |
|------|-----------|----------------|----------------|-------------|-------------|----------|------------|-------------|------------|----------|
| AV | 5.1274G | 45.48 | 54.00 | -8.52 | 4.11 | 3 | Horizontal | 348 | 2.88 | - |
| AV | 5.257G | 93.40 | Inf | -Inf | 4.27 | 3 | Horizontal | 348 | 2.88 | - |
| AV | 5.374G | 45.04 | 54.00 | -8.96 | 4.42 | 3 | Horizontal | 348 | 2.88 | - |
| PK | 5.128G | 57.95 | 74.00 | -16.05 | 4.11 | 3 | Horizontal | 348 | 2.88 | - |
| PK | 5.2534G | 103.43 | Inf | -Inf | 4.27 | 3 | Horizontal | 348 | 2.88 | - |
| PK | 5.365G | 57.78 | 74.00 | -16.22 | 4.41 | 3 | Horizontal | 348 | 2.88 | - |



802.11a_Nss1,(6Mbps)_1TX

23/01/2019

5260MHz_TX



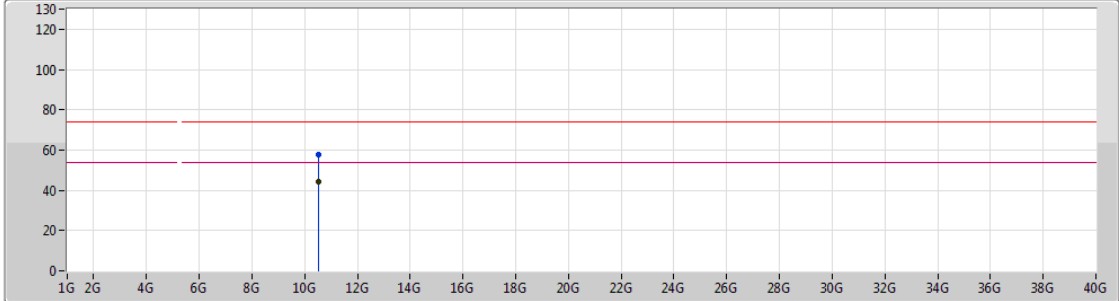
| Type | Freq (Hz) | Level (dBuV/m) | Limit (dBuV/m) | Margin (dB) | Factor (dB) | Dist (m) | Condition | Azimuth (°) | Height (m) | Comments |
|------|-----------|----------------|----------------|-------------|-------------|----------|-----------|-------------|------------|----------|
| AV | 10.53338G | 44.32 | 54.00 | -9.68 | 14.52 | 3 | Vertical | 343 | 1.50 | - |
| PK | 10.5227G | 58.08 | 74.00 | -15.92 | 14.49 | 3 | Vertical | 343 | 1.50 | - |



802.11a_Nss1,(6Mbps)_1TX

23/01/2019

5260MHz_TX



Lim.PK
 PK
 Lim.AV
 AV

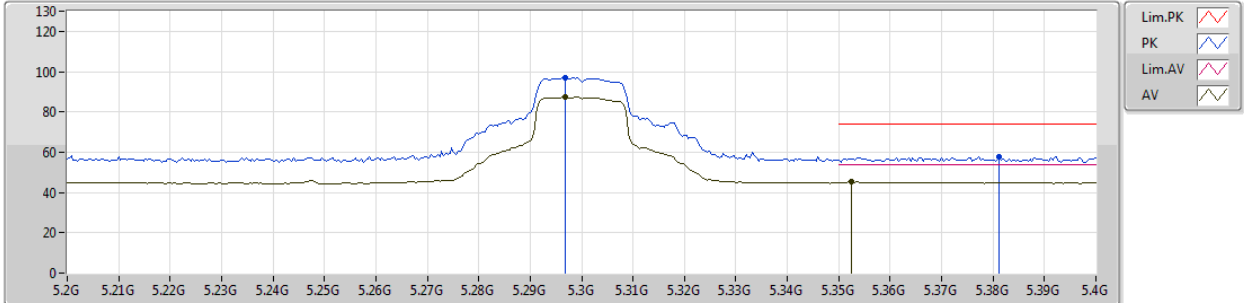
| Type | Freq (Hz) | Level (dBuV/m) | Limit (dBuV/m) | Margin (dB) | Factor (dB) | Dist (m) | Condition | Azimuth (°) | Height (m) | Comments |
|------|-----------|----------------|----------------|-------------|-------------|----------|------------|-------------|------------|----------|
| AV | 10.52444G | 44.26 | 54.00 | -9.74 | 14.50 | 3 | Horizontal | 71 | 1.50 | - |
| PK | 10.52084G | 57.84 | 74.00 | -16.16 | 14.49 | 3 | Horizontal | 71 | 1.50 | - |



802.11a_Nss1,(6Mbps)_1TX

23/01/2019

5300MHz_TX

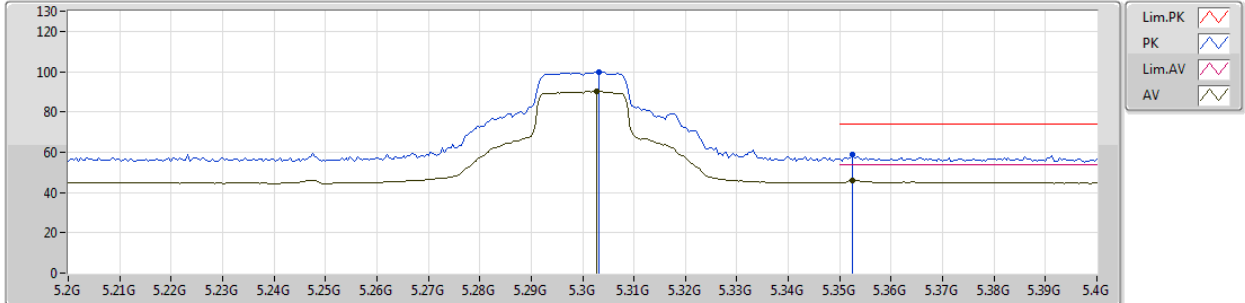


| Type | Freq (Hz) | Level (dBuV/m) | Limit (dBuV/m) | Margin (dB) | Factor (dB) | Dist (m) | Condition | Azimuth (°) | Height (m) | Comments |
|------|-----------|----------------|----------------|-------------|-------------|----------|-----------|-------------|------------|----------|
| AV | 5.2968G | 87.31 | Inf | -Inf | 4.32 | 3 | Vertical | 155 | 1.05 | - |
| AV | 5.3524G | 45.41 | 54.00 | -8.59 | 4.39 | 3 | Vertical | 155 | 1.05 | - |
| PK | 5.2968G | 96.93 | Inf | -Inf | 4.32 | 3 | Vertical | 155 | 1.05 | - |
| PK | 5.3812G | 57.82 | 74.00 | -16.18 | 4.43 | 3 | Vertical | 155 | 1.05 | - |

802.11a_Nss1,(6Mbps)_1TX

23/01/2019

5300MHz_TX



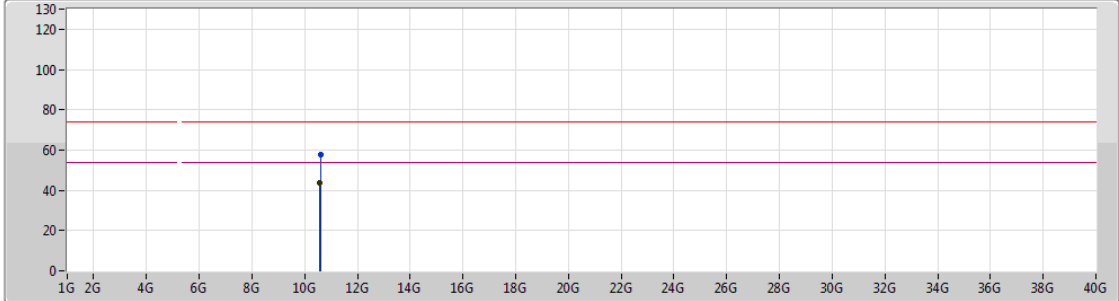
| Type | Freq (Hz) | Level (dBuV/m) | Limit (dBuV/m) | Margin (dB) | Factor (dB) | Dist (m) | Condition | Azimuth (°) | Height (m) | Comments |
|------|-----------|----------------|----------------|-------------|-------------|----------|------------|-------------|------------|----------|
| AV | 5.3028G | 90.27 | Inf | -Inf | 4.33 | 3 | Horizontal | 183 | 1.09 | - |
| AV | 5.3524G | 46.13 | 54.00 | -7.87 | 4.39 | 3 | Horizontal | 183 | 1.09 | - |
| PK | 5.3032G | 99.75 | Inf | -Inf | 4.33 | 3 | Horizontal | 183 | 1.09 | - |
| PK | 5.3524G | 58.67 | 74.00 | -15.33 | 4.39 | 3 | Horizontal | 183 | 1.09 | - |



802.11a_Nss1,(6Mbps)_1TX

23/01/2019

5300MHz_TX



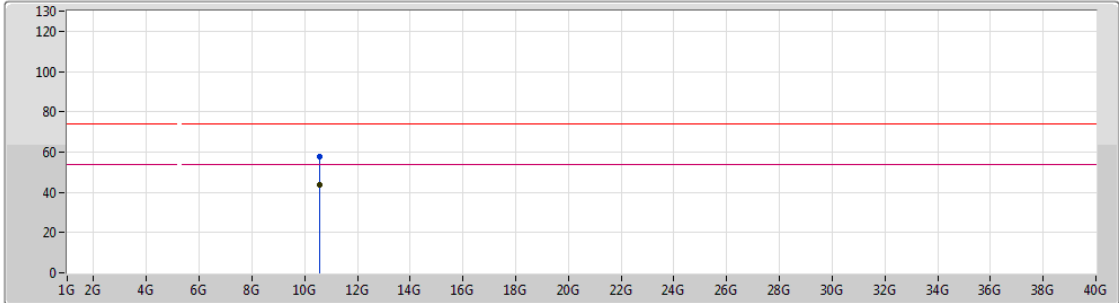
| Type | Freq (Hz) | Level (dBuV/m) | Limit (dBuV/m) | Margin (dB) | Factor (dB) | Dist (m) | Condition | Azimuth (°) | Height (m) | Comments |
|------|--------------|-------------------|-------------------|----------------|----------------|-------------|-----------|----------------|---------------|----------|
| AV | 10.58506G | 43.92 | 54.00 | -10.08 | 14.64 | 3 | Vertical | 189 | 1.63 | - |
| PK | 10.59562G | 57.64 | 74.00 | -16.36 | 14.65 | 3 | Vertical | 189 | 1.63 | - |



802.11a_Nss1,(6Mbps)_1TX

23/01/2019

5300MHz_TX



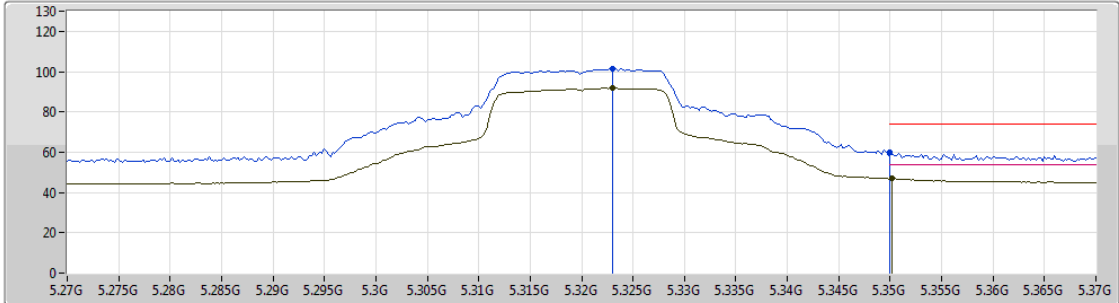
Lim.PK
 PK
 Lim.AV
 AV

| Type | Freq (Hz) | Level (dBuV/m) | Limit (dBuV/m) | Margin (dB) | Factor (dB) | Dist (m) | Condition | Azimuth (°) | Height (m) | Comments |
|------|--------------|-------------------|-------------------|----------------|----------------|-------------|------------|----------------|---------------|----------|
| AV | 10.58722G | 43.84 | 54.00 | -10.16 | 14.64 | 3 | Horizontal | 34 | 1.50 | - |
| PK | 10.5859G | 57.45 | 74.00 | -16.55 | 14.64 | 3 | Horizontal | 34 | 1.50 | - |





802.11a_Nss1,(6Mbps)_1TX

23/01/2019

5320MHz_TX



Legend for plot:

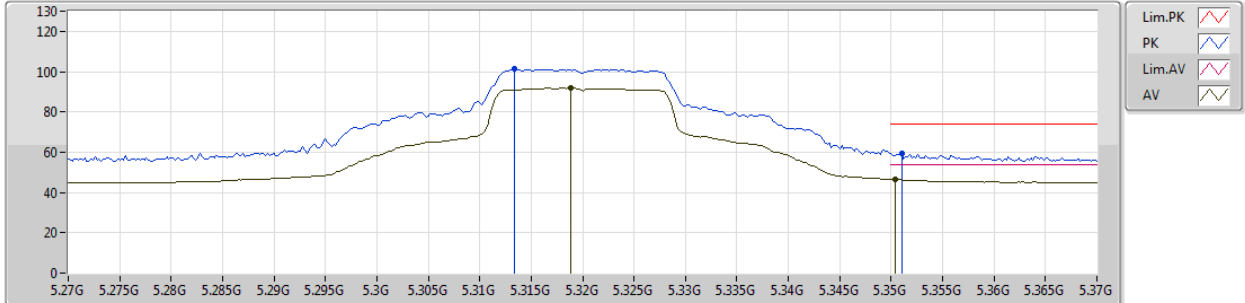
- Lim.PK 
- PK 
- Lim.AV 
- AV 

| Type | Freq (Hz) | Level (dBuV/m) | Limit (dBuV/m) | Margin (dB) | Factor (dB) | Dist (m) | Condition | Azimuth (°) | Height (m) | Comments |
|------|-----------|----------------|----------------|-------------|-------------|----------|-----------|-------------|------------|----------|
| AV | 5.323G | 91.73 | Inf | -Inf | 4.35 | 3 | Vertical | 107 | 2.99 | - |
| AV | 5.3502G | 46.83 | 54.00 | -7.17 | 4.39 | 3 | Vertical | 107 | 2.99 | - |
| PK | 5.323G | 101.36 | Inf | -Inf | 4.35 | 3 | Vertical | 107 | 2.99 | - |
| PK | 5.35G | 59.80 | 74.00 | -14.20 | 4.39 | 3 | Vertical | 107 | 2.99 | - |

802.11a_Nss1,(6Mbps)_1TX

23/01/2019

5320MHz_TX



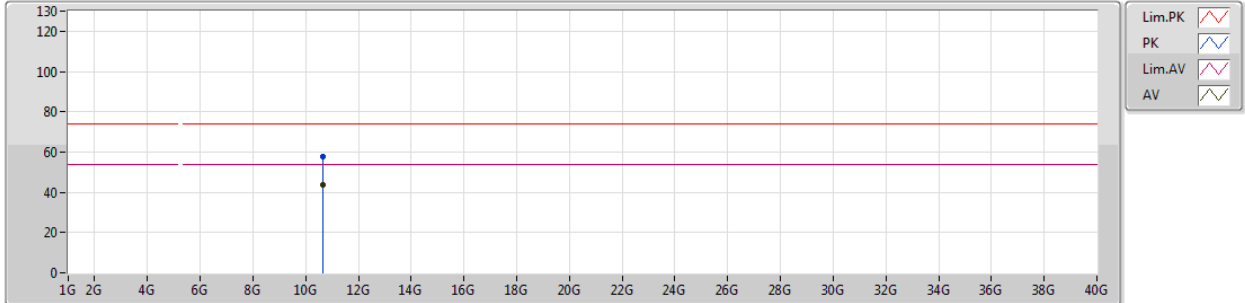
| Type | Freq (Hz) | Level (dBuV/m) | Limit (dBuV/m) | Margin (dB) | Factor (dB) | Dist (m) | Condition | Azimuth (°) | Height (m) | Comments |
|------|-----------|----------------|----------------|-------------|-------------|----------|------------|-------------|------------|----------|
| AV | 5.3188G | 91.69 | Inf | -Inf | 4.35 | 3 | Horizontal | 204 | 2.99 | - |
| AV | 5.3504G | 46.59 | 54.00 | -7.41 | 4.39 | 3 | Horizontal | 204 | 2.99 | - |
| PK | 5.3134G | 101.42 | Inf | -Inf | 4.34 | 3 | Horizontal | 204 | 2.99 | - |
| PK | 5.351G | 59.36 | 74.00 | -14.64 | 4.39 | 3 | Horizontal | 204 | 2.99 | - |



802.11a_Nss1,(6Mbps)_1TX

23/01/2019

5320MHz_TX



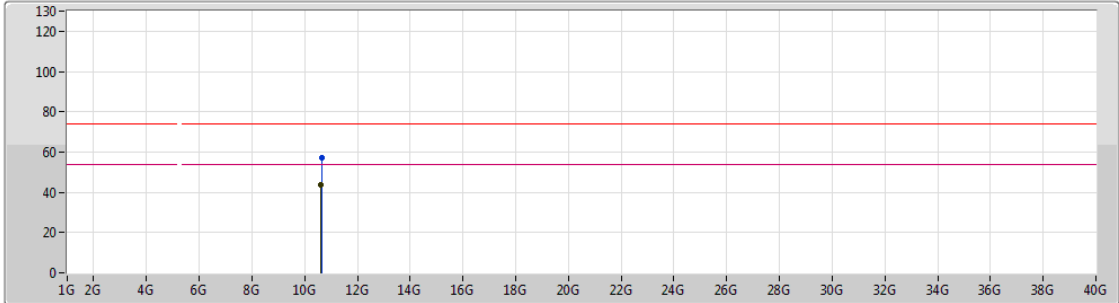
| Type | Freq (Hz) | Level (dBuV/m) | Limit (dBuV/m) | Margin (dB) | Factor (dB) | Dist (m) | Condition | Azimuth (°) | Height (m) | Comments |
|------|--------------|-------------------|-------------------|----------------|----------------|-------------|-----------|----------------|---------------|----------|
| AV | 10.63448G | 43.57 | 54.00 | -10.43 | 14.76 | 3 | Vertical | 231 | 1.50 | - |
| PK | 10.6403G | 57.62 | 74.00 | -16.38 | 14.77 | 3 | Vertical | 231 | 1.50 | - |



802.11a_Nss1,(6Mbps)_1TX

23/01/2019

5320MHz_TX



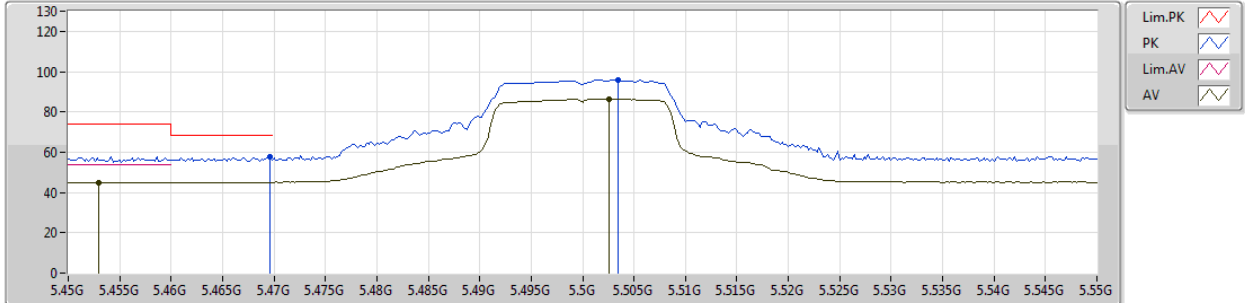
Lim.PK
 PK
 Lim.AV
 AV

| Type | Freq (Hz) | Level (dBuV/m) | Limit (dBuV/m) | Margin (dB) | Factor (dB) | Dist (m) | Condition | Azimuth (°) | Height (m) | Comments |
|------|--------------|-------------------|-------------------|----------------|----------------|-------------|------------|----------------|---------------|----------|
| AV | 10.6301G | 43.52 | 54.00 | -10.48 | 14.75 | 3 | Horizontal | 67 | 2.91 | - |
| PK | 10.63598G | 57.11 | 74.00 | -16.89 | 14.76 | 3 | Horizontal | 67 | 2.91 | - |

802.11a_Nss1,(6Mbps)_1TX

23/01/2019

5500MHz_TX

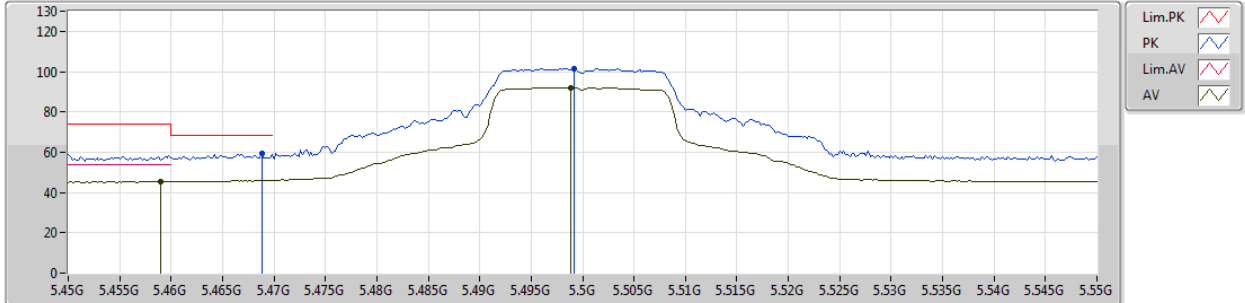


| Type | Freq (Hz) | Level (dBuV/m) | Limit (dBuV/m) | Margin (dB) | Factor (dB) | Dist (m) | Condition | Azimuth (°) | Height (m) | Comments |
|------|-----------|----------------|----------------|-------------|-------------|----------|-----------|-------------|------------|----------|
| AV | 5.453G | 44.99 | 54.00 | -9.01 | 4.52 | 3 | Vertical | 141 | 1.05 | - |
| AV | 5.5026G | 86.53 | Inf | -Inf | 4.58 | 3 | Vertical | 141 | 1.05 | - |
| PK | 5.4696G | 57.82 | 68.20 | -10.38 | 4.54 | 3 | Vertical | 141 | 1.05 | - |
| PK | 5.5034G | 96.02 | Inf | -Inf | 4.58 | 3 | Vertical | 141 | 1.05 | - |

802.11a_Nss1,(6Mbps)_1TX

23/01/2019

5500MHz_TX



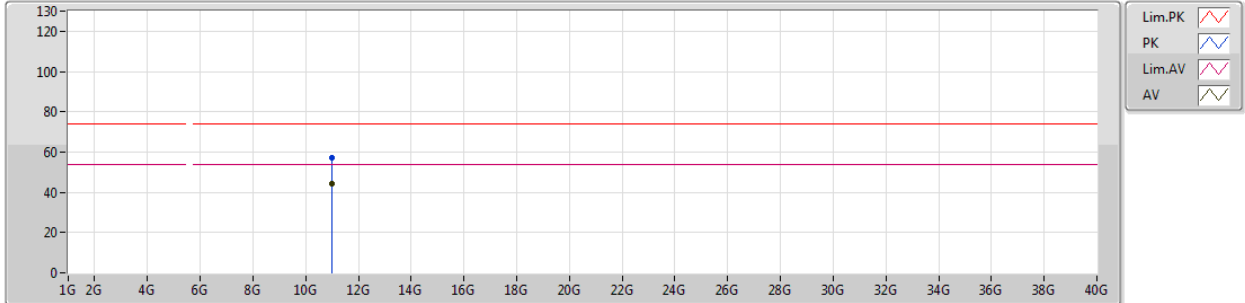
| Type | Freq (Hz) | Level (dBuV/m) | Limit (dBuV/m) | Margin (dB) | Factor (dB) | Dist (m) | Condition | Azimuth (°) | Height (m) | Comments |
|------|-----------|----------------|----------------|-------------|-------------|----------|------------|-------------|------------|----------|
| AV | 5.459G | 45.47 | 54.00 | -8.53 | 4.53 | 3 | Horizontal | 209 | 1.02 | - |
| AV | 5.4988G | 92.01 | Inf | -Inf | 4.58 | 3 | Horizontal | 209 | 1.02 | - |
| PK | 5.4688G | 59.13 | 68.20 | -9.07 | 4.54 | 3 | Horizontal | 209 | 1.02 | - |
| PK | 5.4992G | 101.30 | Inf | -Inf | 4.58 | 3 | Horizontal | 209 | 1.02 | - |



802.11a_Nss1,(6Mbps)_1TX

23/01/2019

5500MHz_TX



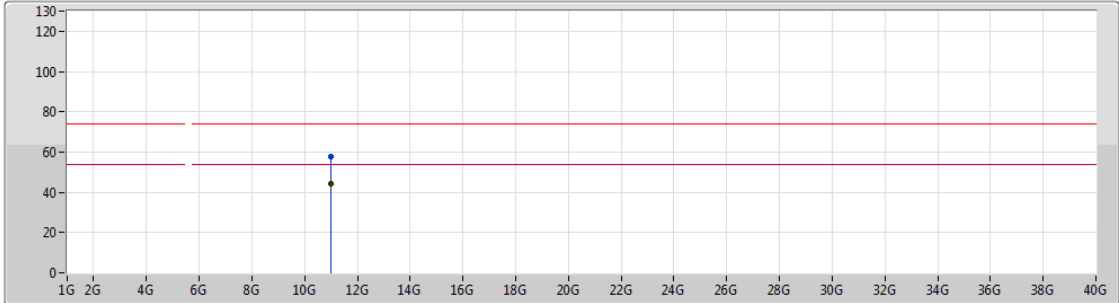
| Type | Freq (Hz) | Level (dBuV/m) | Limit (dBuV/m) | Margin (dB) | Factor (dB) | Dist (m) | Condition | Azimuth (°) | Height (m) | Comments |
|------|--------------|-------------------|-------------------|----------------|----------------|-------------|-----------|----------------|---------------|----------|
| AV | 10.98518G | 44.29 | 54.00 | -9.71 | 15.58 | 3 | Vertical | 171 | 2.11 | - |
| PK | 10.985G | 57.35 | 74.00 | -16.65 | 15.58 | 3 | Vertical | 171 | 2.11 | - |



802.11a_Nss1,(6Mbps)_1TX

23/01/2019

5500MHz_TX



Legend for the plot:

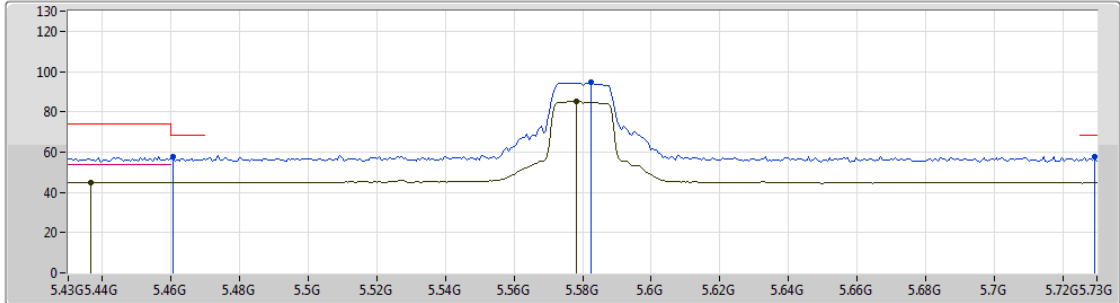
- Lim.PK: Red line with a downward-pointing triangle
- PK: Blue line with an upward-pointing triangle
- Lim.AV: Magenta line with a downward-pointing triangle
- AV: Magenta line with an upward-pointing triangle

| Type | Freq (Hz) | Level (dBuV/m) | Limit (dBuV/m) | Margin (dB) | Factor (dB) | Dist (m) | Condition | Azimuth (°) | Height (m) | Comments |
|------|-----------|----------------|----------------|-------------|-------------|----------|------------|-------------|------------|----------|
| AV | 11.01026G | 44.17 | 54.00 | -9.83 | 15.60 | 3 | Horizontal | 50 | 1.50 | - |
| PK | 11.0072G | 57.85 | 74.00 | -16.15 | 15.60 | 3 | Horizontal | 50 | 1.50 | - |





802.11a_Nss1,(6Mbps)_1TX

23/01/2019

5580MHz_TX



Legend for plot lines:

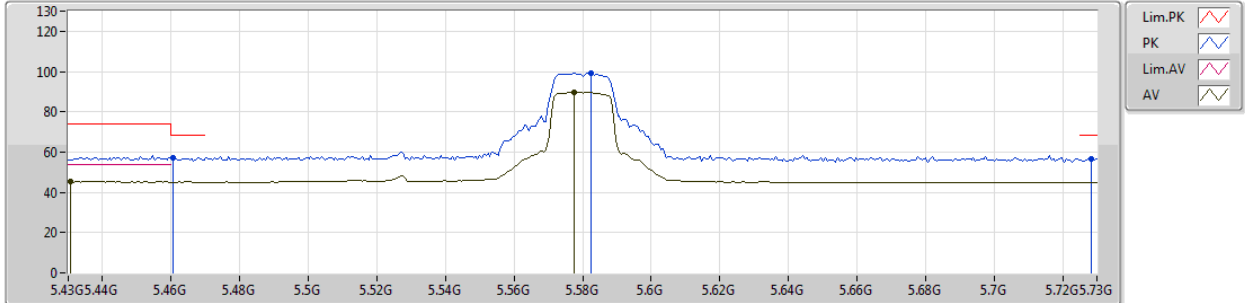
- Lim.PK 
- PK 
- Lim.AV 
- AV 

| Type | Freq (Hz) | Level (dBuV/m) | Limit (dBuV/m) | Margin (dB) | Factor (dB) | Dist (m) | Condition | Azimuth (°) | Height (m) | Comments |
|------|-----------|----------------|----------------|-------------|-------------|----------|-----------|-------------|------------|----------|
| AV | 5.4366G | 45.01 | 54.00 | -8.99 | 4.50 | 3 | Vertical | 141 | 1.00 | - |
| AV | 5.5782G | 85.21 | Inf | -Inf | 4.72 | 3 | Vertical | 141 | 1.00 | - |
| PK | 5.4606G | 57.48 | 68.20 | -10.72 | 4.53 | 3 | Vertical | 141 | 1.00 | - |
| PK | 5.5824G | 94.46 | Inf | -Inf | 4.74 | 3 | Vertical | 141 | 1.00 | - |
| PK | 5.7294G | 57.79 | 68.20 | -10.41 | 5.09 | 3 | Vertical | 141 | 1.00 | - |

802.11a_Nss1,(6Mbps)_1TX

23/01/2019

5580MHz_TX



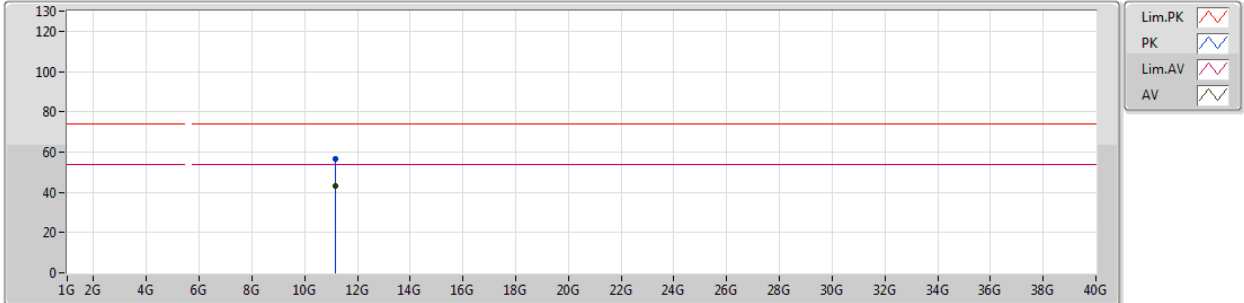
| Type | Freq (Hz) | Level (dBuV/m) | Limit (dBuV/m) | Margin (dB) | Factor (dB) | Dist (m) | Condition | Azimuth (°) | Height (m) | Comments |
|------|-----------|----------------|----------------|-------------|-------------|----------|------------|-------------|------------|----------|
| AV | 5.4306G | 45.53 | 54.00 | -8.47 | 4.49 | 3 | Horizontal | 208 | 1.01 | - |
| AV | 5.5776G | 89.77 | Inf | -Inf | 4.72 | 3 | Horizontal | 208 | 1.01 | - |
| PK | 5.4606G | 57.32 | 68.20 | -10.88 | 4.53 | 3 | Horizontal | 208 | 1.01 | - |
| PK | 5.5824G | 99.12 | Inf | -Inf | 4.74 | 3 | Horizontal | 208 | 1.01 | - |
| PK | 5.7282G | 56.78 | 68.20 | -11.42 | 5.09 | 3 | Horizontal | 208 | 1.01 | - |



802.11a_Nss1,(6Mbps)_1TX

23/01/2019

5580MHz_TX



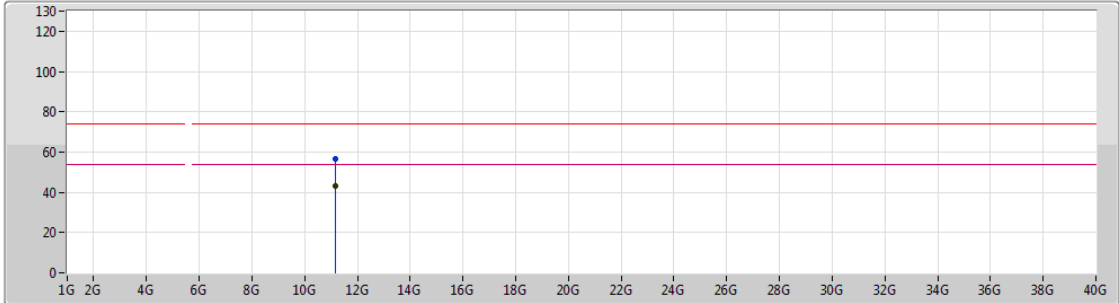
| Type | Freq (Hz) | Level (dBuV/m) | Limit (dBuV/m) | Margin (dB) | Factor (dB) | Dist (m) | Condition | Azimuth (°) | Height (m) | Comments |
|------|-----------|----------------|----------------|-------------|-------------|----------|-----------|-------------|------------|----------|
| AV | 11.1645G | 43.14 | 54.00 | -10.86 | 15.42 | 3 | Vertical | 209 | 1.37 | - |
| PK | 11.16852G | 56.65 | 74.00 | -17.35 | 15.41 | 3 | Vertical | 209 | 1.37 | - |



802.11a_Nss1,(6Mbps)_1TX

23/01/2019

5580MHz_TX



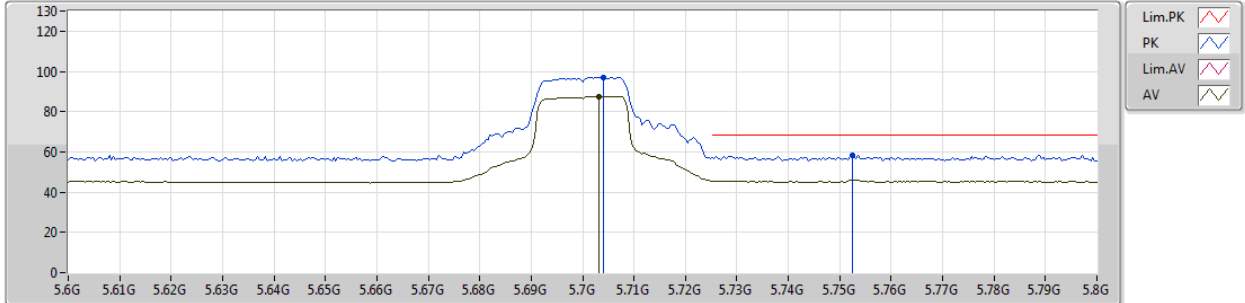
Lim.PK
 PK
 Lim.AV
 AV

| Type | Freq (Hz) | Level (dBuV/m) | Limit (dBuV/m) | Margin (dB) | Factor (dB) | Dist (m) | Condition | Azimuth (°) | Height (m) | Comments |
|------|-----------|----------------|----------------|-------------|-------------|----------|------------|-------------|------------|----------|
| AV | 11.17158G | 42.99 | 54.00 | -11.01 | 15.40 | 3 | Horizontal | 93 | 1.15 | - |
| PK | 11.16102G | 56.72 | 74.00 | -17.28 | 15.43 | 3 | Horizontal | 93 | 1.15 | - |

802.11a_Nss1,(6Mbps)_1TX

23/01/2019

5700MHz_TX

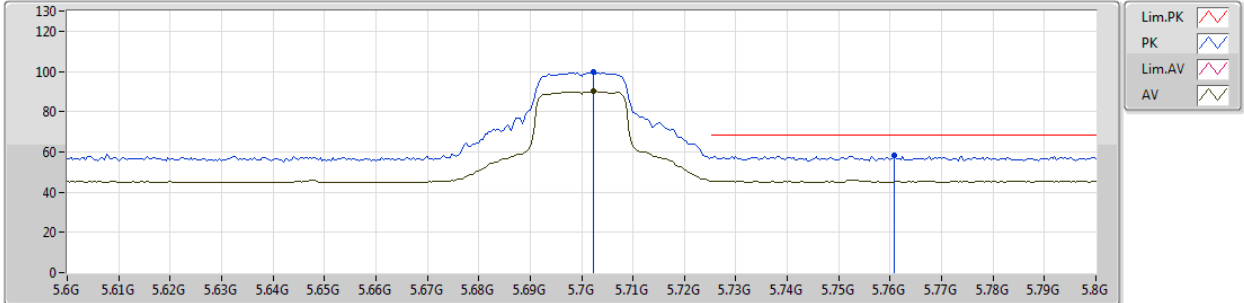


| Type | Freq (Hz) | Level (dBuV/m) | Limit (dBuV/m) | Margin (dB) | Factor (dB) | Dist (m) | Condition | Azimuth (°) | Height (m) | Comments |
|------|-----------|----------------|----------------|-------------|-------------|----------|-----------|-------------|------------|----------|
| AV | 5.7032G | 87.41 | Inf | -Inf | 5.02 | 3 | Vertical | 64 | 2.89 | - |
| PK | 5.704 G | 97.21 | Inf | -Inf | 5.04 | 3 | Vertical | 64 | 2.89 | - |
| PK | 5.7524G | 58.10 | 68.20 | -10.10 | 5.14 | 3 | Vertical | 64 | 2.89 | - |

802.11a_Nss1,(6Mbps)_1TX

23/01/2019

5700MHz_TX



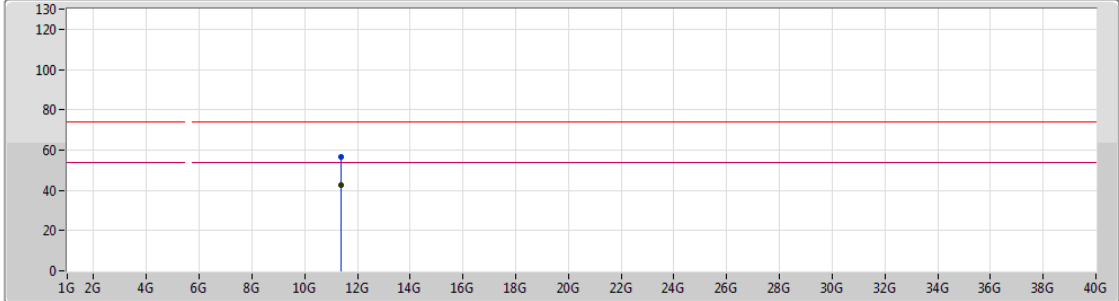
| Type | Freq (Hz) | Level (dBuV/m) | Limit (dBuV/m) | Margin (dB) | Factor (dB) | Dist (m) | Condition | Azimuth (°) | Height (m) | Comments |
|------|-----------|----------------|----------------|-------------|-------------|----------|------------|-------------|------------|----------|
| AV | 5.7024G | 90.03 | Inf | -Inf | 5.02 | 3 | Horizontal | 207 | 2.90 | - |
| PK | 5.7024G | 99.51 | Inf | -Inf | 5.02 | 3 | Horizontal | 207 | 2.90 | - |
| PK | 5.7608G | 58.03 | 68.20 | -10.17 | 5.17 | 3 | Horizontal | 207 | 2.90 | - |



802.11a_Nss1,(6Mbps)_1TX

23/01/2019

5700MHz_TX



Lim.PK
 PK
 Lim.AV
 AV

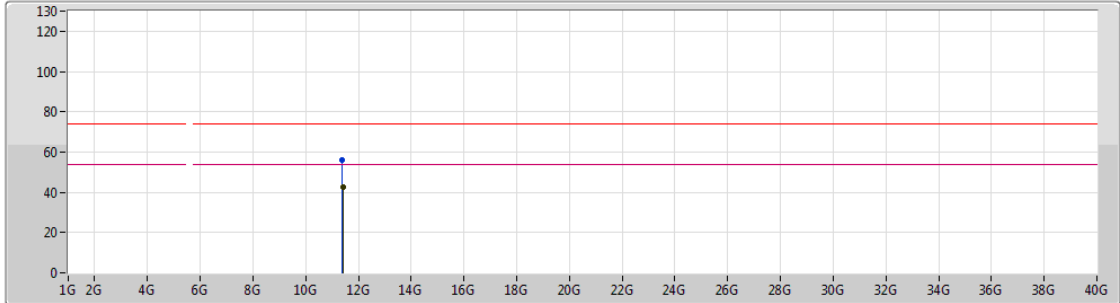
| Type | Freq (Hz) | Level (dBuV/m) | Limit (dBuV/m) | Margin (dB) | Factor (dB) | Dist (m) | Condition | Azimuth (°) | Height (m) | Comments |
|------|-----------|----------------|----------------|-------------|-------------|----------|-----------|-------------|------------|----------|
| AV | 11.3871G | 42.64 | 54.00 | -11.36 | 15.17 | 3 | Vertical | 205 | 2.15 | - |
| PK | 11.397G | 56.38 | 74.00 | -17.62 | 15.14 | 3 | Vertical | 205 | 2.15 | - |



802.11a_Nss1,(6Mbps)_1TX

23/01/2019

5700MHz_TX



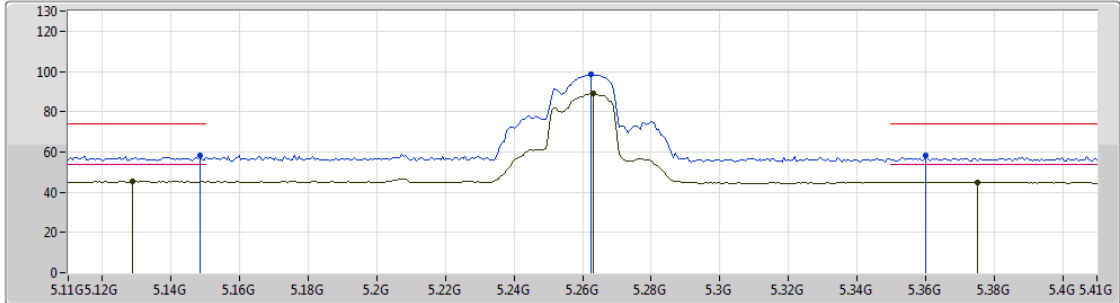
Lim.PK
 PK
 Lim.AV
 AV




| Type | Freq (Hz) | Level (dBuV/m) | Limit (dBuV/m) | Margin (dB) | Factor (dB) | Dist (m) | Condition | Azimuth (°) | Height (m) | Comments |
|------|-----------|----------------|----------------|-------------|-------------|----------|------------|-------------|------------|----------|
| AV | 11.41236G | 42.64 | 54.00 | -11.36 | 15.14 | 3 | Horizontal | 228 | 1.52 | - |
| PK | 11.39652G | 56.22 | 74.00 | -17.78 | 15.14 | 3 | Horizontal | 228 | 1.52 | - |

802.11n HT20_Nss1,(MCS0)_2TX

24/01/2019

5260MHz_TX



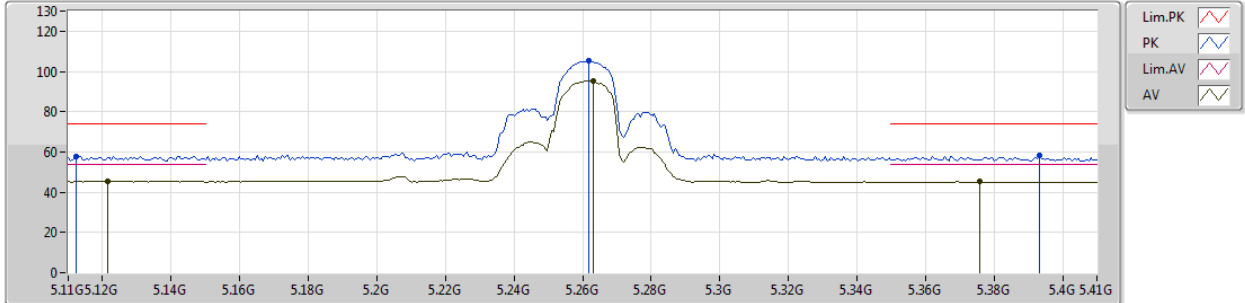
- Lim.PK 
- PK 
- Lim.AV 
- AV 

| Type | Freq (Hz) | Level (dBuV/m) | Limit (dBuV/m) | Margin (dB) | Factor (dB) | Dist (m) | Condition | Azimuth (°) | Height (m) | Comments |
|------|--------------|-------------------|-------------------|----------------|----------------|-------------|-----------|----------------|---------------|----------|
| AV | 5.1286G | 45.29 | 54.00 | -8.71 | 4.11 | 3 | Vertical | 137 | 1.01 | - |
| AV | 5.263G | 89.07 | Inf | -Inf | 4.28 | 3 | Vertical | 137 | 1.01 | - |
| AV | 5.3752G | 44.94 | 54.00 | -9.06 | 4.43 | 3 | Vertical | 137 | 1.01 | - |
| PK | 5.1484G | 58.29 | 74.00 | -15.71 | 4.13 | 3 | Vertical | 137 | 1.01 | - |
| PK | 5.2624G | 98.52 | Inf | -Inf | 4.28 | 3 | Vertical | 137 | 1.01 | - |
| PK | 5.3602G | 58.09 | 74.00 | -15.91 | 4.41 | 3 | Vertical | 137 | 1.01 | - |

802.11n HT20_Nss1,(MCS0)_2TX

24/01/2019

5260MHz_TX



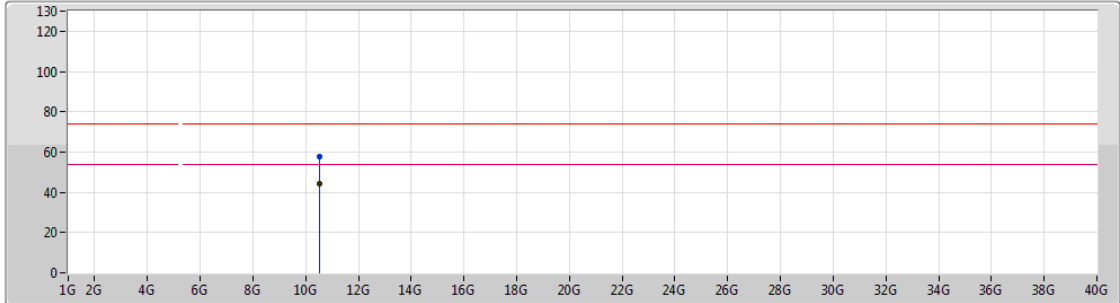
| Type | Freq (Hz) | Level (dBuV/m) | Limit (dBuV/m) | Margin (dB) | Factor (dB) | Dist (m) | Condition | Azimuth (°) | Height (m) | Comments |
|------|-----------|----------------|----------------|-------------|-------------|----------|------------|-------------|------------|----------|
| AV | 5.1214G | 45.38 | 54.00 | -8.62 | 4.09 | 3 | Horizontal | 183 | 1.01 | - |
| AV | 5.263G | 95.44 | Inf | -Inf | 4.28 | 3 | Horizontal | 183 | 1.01 | - |
| AV | 5.3758G | 45.16 | 54.00 | -8.84 | 4.43 | 3 | Horizontal | 183 | 1.01 | - |
| PK | 5.1124G | 57.85 | 74.00 | -16.15 | 4.08 | 3 | Horizontal | 183 | 1.01 | - |
| PK | 5.2618G | 105.34 | Inf | -Inf | 4.28 | 3 | Horizontal | 183 | 1.01 | - |
| PK | 5.3932G | 58.39 | 74.00 | -15.61 | 4.45 | 3 | Horizontal | 183 | 1.01 | - |



802.11n HT20_Nss1,(MCS0)_2TX

24/01/2019

5260MHz_TX



Lim.PK
 PK
 Lim.AV
 AV

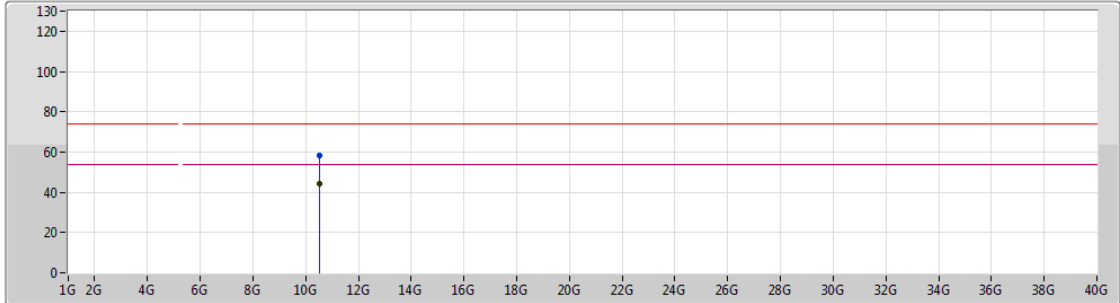
| Type | Freq (Hz) | Level (dBuV/m) | Limit (dBuV/m) | Margin (dB) | Factor (dB) | Dist (m) | Condition | Azimuth (°) | Height (m) | Comments |
|------|--------------|-------------------|-------------------|----------------|----------------|-------------|-----------|----------------|---------------|----------|
| AV | 10.52492G | 44.25 | 54.00 | -9.75 | 14.50 | 3 | Vertical | 324 | 1.51 | - |
| PK | 10.52996G | 57.78 | 74.00 | -16.22 | 14.51 | 3 | Vertical | 324 | 1.51 | - |



802.11n HT20_Nss1,(MCS0)_2TX

24/01/2019

5260MHz_TX



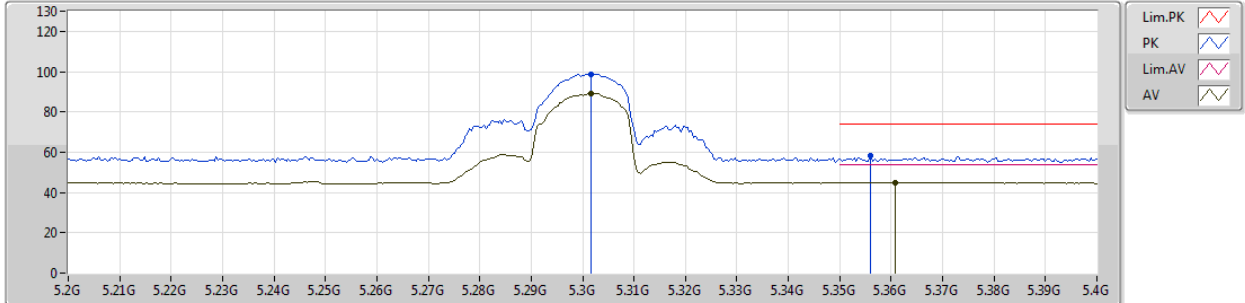
Lim.PK
 PK
 Lim.AV
 AV

| Type | Freq (Hz) | Level (dBuV/m) | Limit (dBuV/m) | Margin (dB) | Factor (dB) | Dist (m) | Condition | Azimuth (°) | Height (m) | Comments |
|------|-----------|----------------|----------------|-------------|-------------|----------|------------|-------------|------------|----------|
| AV | 10.52582G | 44.26 | 54.00 | -9.74 | 14.50 | 3 | Horizontal | 308 | 1.78 | - |
| PK | 10.5158G | 58.41 | 74.00 | -15.59 | 14.48 | 3 | Horizontal | 308 | 1.78 | - |

802.11n HT20_Nss1,(MCS0)_2TX

24/01/2019

5300MHz_TX

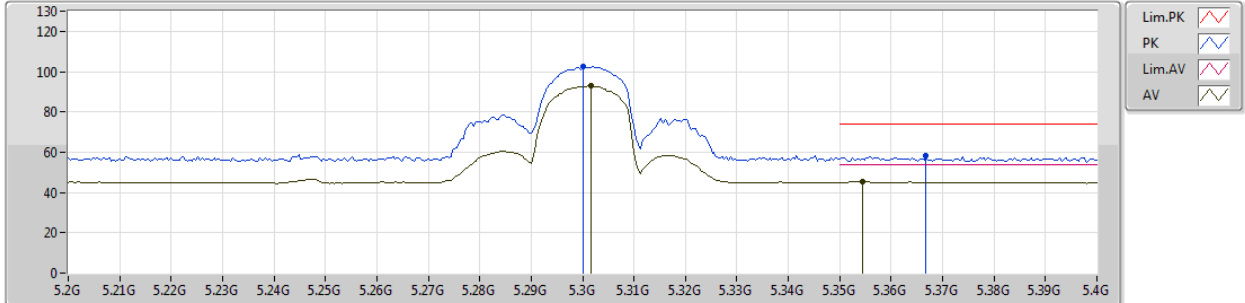


| Type | Freq (Hz) | Level (dBuV/m) | Limit (dBuV/m) | Margin (dB) | Factor (dB) | Dist (m) | Condition | Azimuth (°) | Height (m) | Comments |
|------|-----------|----------------|----------------|-------------|-------------|----------|-----------|-------------|------------|----------|
| AV | 5.3016G | 89.06 | Inf | -Inf | 4.33 | 3 | Vertical | 159 | 2.87 | - |
| AV | 5.3608G | 44.93 | 54.00 | -9.07 | 4.41 | 3 | Vertical | 159 | 2.87 | - |
| PK | 5.3016G | 98.69 | Inf | -Inf | 4.33 | 3 | Vertical | 159 | 2.87 | - |
| PK | 5.356G | 58.21 | 74.00 | -15.79 | 4.40 | 3 | Vertical | 159 | 2.87 | - |

802.11n HT20_Nss1,(MCS0)_2TX

24/01/2019

5300MHz_TX



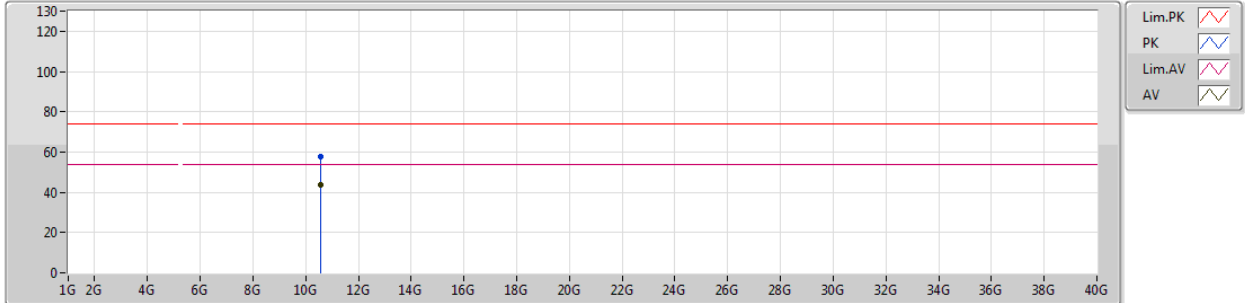
| Type | Freq (Hz) | Level (dBuV/m) | Limit (dBuV/m) | Margin (dB) | Factor (dB) | Dist (m) | Condition | Azimuth (°) | Height (m) | Comments |
|------|-----------|----------------|----------------|-------------|-------------|----------|------------|-------------|------------|----------|
| AV | 5.3016G | 92.88 | Inf | -Inf | 4.33 | 3 | Horizontal | 180 | 1.49 | - |
| AV | 5.3544G | 45.45 | 54.00 | -8.55 | 4.39 | 3 | Horizontal | 180 | 1.49 | - |
| PK | 5.3G | 102.46 | Inf | -Inf | 4.32 | 3 | Horizontal | 180 | 1.49 | - |
| PK | 5.3668G | 58.21 | 74.00 | -15.79 | 4.41 | 3 | Horizontal | 180 | 1.49 | - |



802.11n HT20_Nss1,(MCS0)_2TX

24/01/2019

5300MHz_TX



Lim.PK
 PK
 Lim.AV
 AV

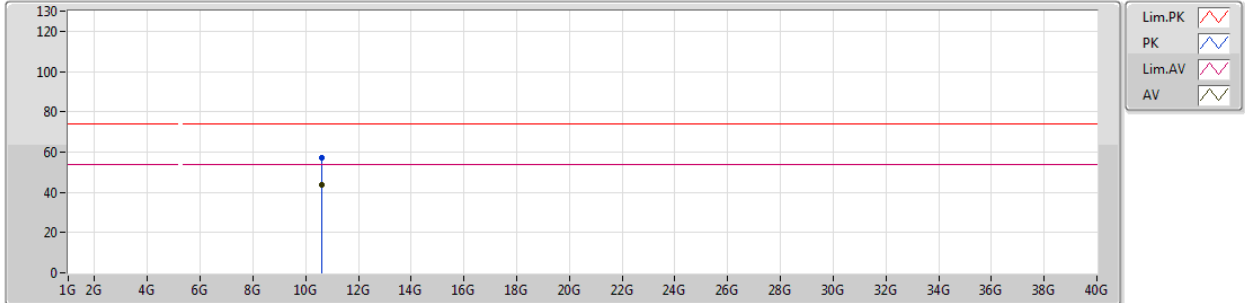
| Type | Freq (Hz) | Level (dBuV/m) | Limit (dBuV/m) | Margin (dB) | Factor (dB) | Dist (m) | Condition | Azimuth (°) | Height (m) | Comments |
|------|--------------|-------------------|-------------------|----------------|----------------|-------------|-----------|----------------|---------------|----------|
| AV | 10.5874G | 43.88 | 54.00 | -10.12 | 14.64 | 3 | Vertical | 311 | 1.50 | - |
| PK | 10.5862G | 57.64 | 74.00 | -16.36 | 14.64 | 3 | Vertical | 311 | 1.50 | - |



802.11n HT20_Nss1,(MCS0)_2TX

24/01/2019

5300MHz_TX



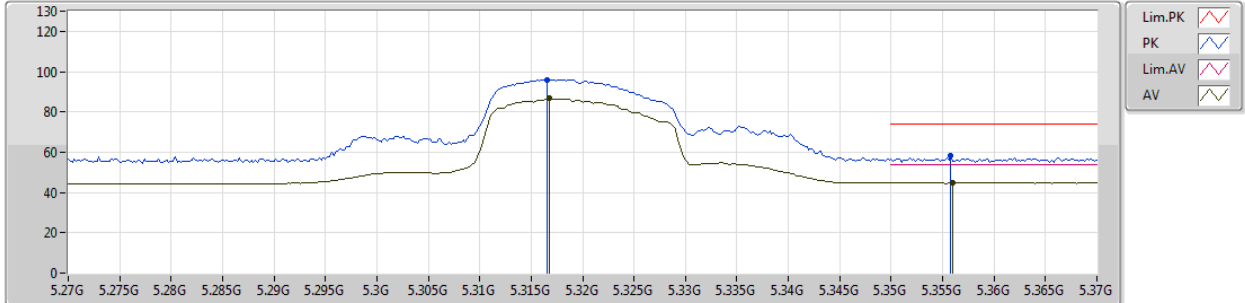
| Type | Freq (Hz) | Level (dBuV/m) | Limit (dBuV/m) | Margin (dB) | Factor (dB) | Dist (m) | Condition | Azimuth (°) | Height (m) | Comments |
|------|-----------|----------------|----------------|-------------|-------------|----------|------------|-------------|------------|----------|
| AV | 10.6084G | 43.88 | 54.00 | -10.12 | 14.69 | 3 | Horizontal | 173 | 2.12 | - |
| PK | 10.60546G | 57.33 | 74.00 | -16.67 | 14.69 | 3 | Horizontal | 173 | 2.12 | - |



802.11n HT20_Nss1,(MCS0)_2TX

24/01/2019

5320MHz_TX

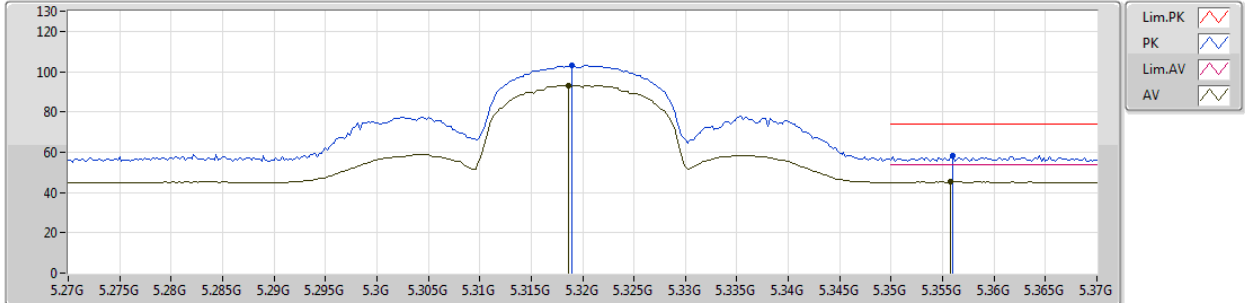


| Type | Freq (Hz) | Level (dBuV/m) | Limit (dBuV/m) | Margin (dB) | Factor (dB) | Dist (m) | Condition | Azimuth (°) | Height (m) | Comments |
|------|-----------|----------------|----------------|-------------|-------------|----------|-----------|-------------|------------|----------|
| AV | 5.3168G | 86.59 | Inf | -Inf | 4.34 | 3 | Vertical | 151 | 1.18 | - |
| AV | 5.356G | 44.89 | 54.00 | -9.11 | 4.40 | 3 | Vertical | 151 | 1.18 | - |
| PK | 5.3166G | 96.01 | Inf | -Inf | 4.34 | 3 | Vertical | 151 | 1.18 | - |
| PK | 5.3558G | 58.18 | 74.00 | -15.82 | 4.40 | 3 | Vertical | 151 | 1.18 | - |

802.11n HT20_Nss1,(MCS0)_2TX

24/01/2019

5320MHz_TX



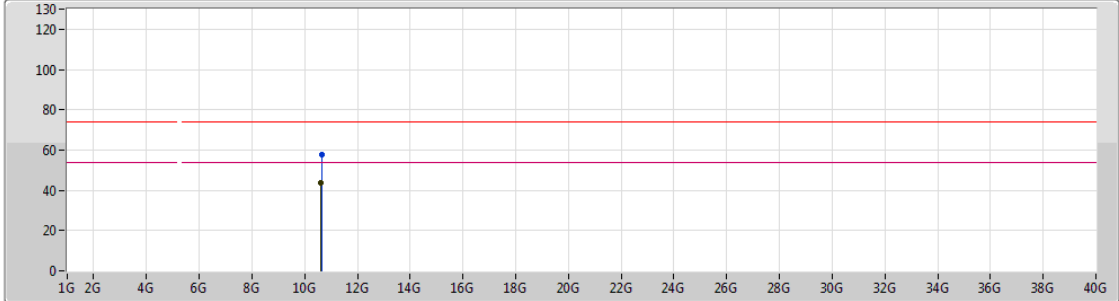
| Type | Freq (Hz) | Level (dBuV/m) | Limit (dBuV/m) | Margin (dB) | Factor (dB) | Dist (m) | Condition | Azimuth (°) | Height (m) | Comments |
|------|-----------|----------------|----------------|-------------|-------------|----------|------------|-------------|------------|----------|
| AV | 5.3186G | 93.24 | Inf | -Inf | 4.35 | 3 | Horizontal | 181 | 1.50 | - |
| AV | 5.3558G | 45.27 | 54.00 | -8.73 | 4.40 | 3 | Horizontal | 181 | 1.50 | - |
| PK | 5.319G | 103.22 | Inf | -Inf | 4.35 | 3 | Horizontal | 181 | 1.50 | - |
| PK | 5.356G | 58.52 | 74.00 | -15.48 | 4.40 | 3 | Horizontal | 181 | 1.50 | - |



802.11n HT20_Nss1,(MCS0)_2TX

24/01/2019

5320MHz_TX



Lim.PK
 PK
 Lim.AV
 AV

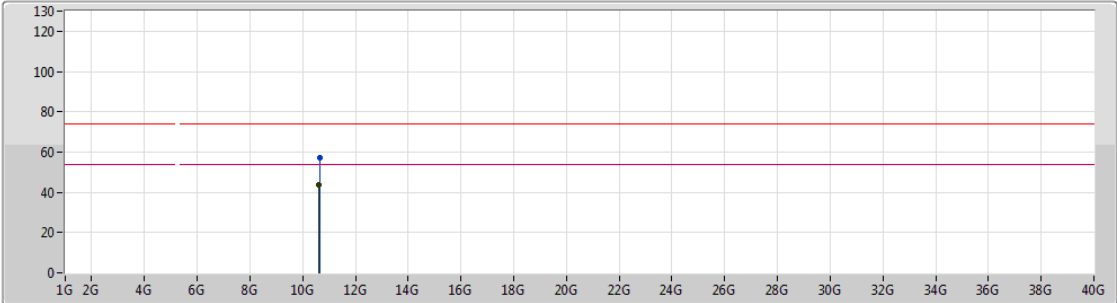
| Type | Freq (Hz) | Level (dBuV/m) | Limit (dBuV/m) | Margin (dB) | Factor (dB) | Dist (m) | Condition | Azimuth (°) | Height (m) | Comments |
|------|-----------|----------------|----------------|-------------|-------------|----------|-----------|-------------|------------|----------|
| AV | 10.62656G | 43.62 | 54.00 | -10.38 | 14.73 | 3 | Vertical | 330 | 2.28 | - |
| PK | 10.64948G | 57.55 | 74.00 | -16.45 | 14.79 | 3 | Vertical | 330 | 2.28 | - |



802.11n HT20_Nss1,(MCS0)_2TX

24/01/2019

5320MHz_TX

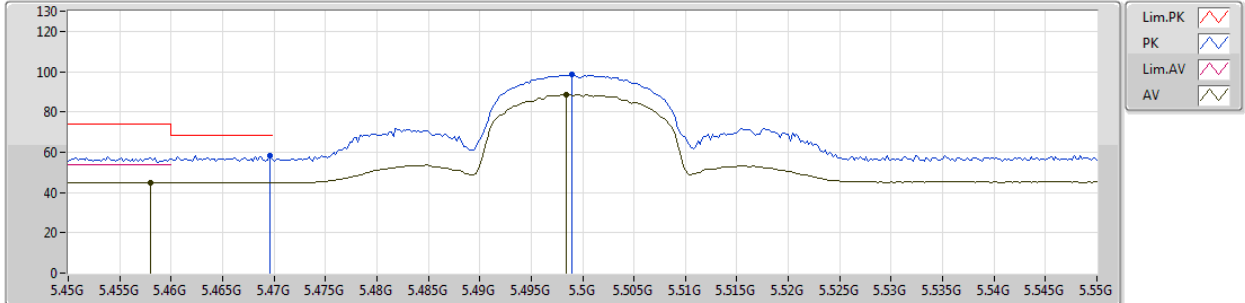


| Type | Freq (Hz) | Level (dBuV/m) | Limit (dBuV/m) | Margin (dB) | Factor (dB) | Dist (m) | Condition | Azimuth (°) | Height (m) | Comments |
|------|-----------|----------------|----------------|-------------|-------------|----------|------------|-------------|------------|----------|
| AV | 10.62752G | 43.54 | 54.00 | -10.46 | 14.73 | 3 | Horizontal | 306 | 1.46 | - |
| PK | 10.64216G | 57.36 | 74.00 | -16.64 | 14.77 | 3 | Horizontal | 306 | 1.46 | - |

802.11n HT20_Nss1,(MCS0)_2TX

24/01/2019

5500MHz_TX

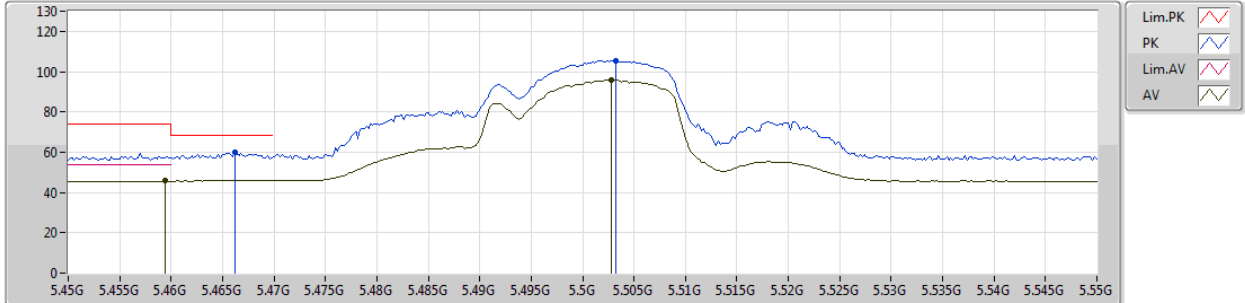


| Type | Freq (Hz) | Level (dBuV/m) | Limit (dBuV/m) | Margin (dB) | Factor (dB) | Dist (m) | Condition | Azimuth (°) | Height (m) | Comments |
|------|-----------|----------------|----------------|-------------|-------------|----------|-----------|-------------|------------|----------|
| AV | 5.458G | 45.07 | 54.00 | -8.93 | 4.52 | 3 | Vertical | 128 | 1.01 | - |
| AV | 5.4984G | 88.64 | Inf | -Inf | 4.58 | 3 | Vertical | 128 | 1.01 | - |
| PK | 5.4696G | 58.23 | 68.20 | -9.97 | 4.54 | 3 | Vertical | 128 | 1.01 | - |
| PK | 5.499G | 98.49 | Inf | -Inf | 4.58 | 3 | Vertical | 128 | 1.01 | - |

802.11n HT20_Nss1,(MCS0)_2TX

24/01/2019

5500MHz_TX



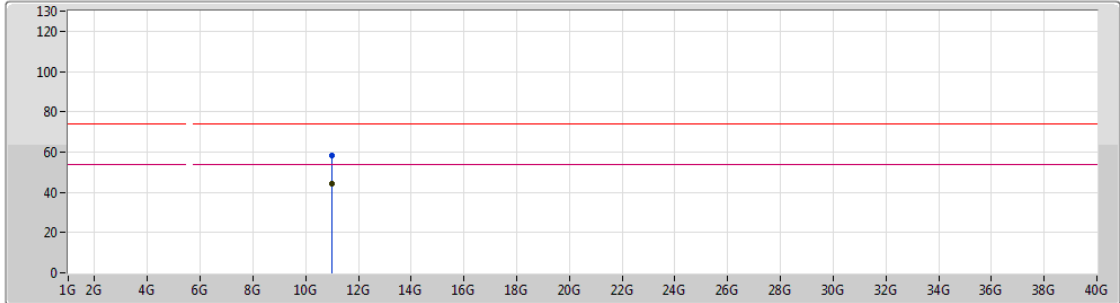
| Type | Freq (Hz) | Level (dBuV/m) | Limit (dBuV/m) | Margin (dB) | Factor (dB) | Dist (m) | Condition | Azimuth (°) | Height (m) | Comments |
|------|-----------|----------------|----------------|-------------|-------------|----------|------------|-------------|------------|----------|
| AV | 5.4594G | 45.69 | 54.00 | -8.31 | 4.53 | 3 | Horizontal | 199 | 2.99 | - |
| AV | 5.5028G | 95.96 | Inf | -Inf | 4.58 | 3 | Horizontal | 199 | 2.99 | - |
| PK | 5.4662G | 59.97 | 68.20 | -8.23 | 4.54 | 3 | Horizontal | 199 | 2.99 | - |
| PK | 5.5032G | 105.59 | Inf | -Inf | 4.58 | 3 | Horizontal | 199 | 2.99 | - |



802.11n HT20_Nss1,(MCS0)_2TX

24/01/2019

5500MHz_TX



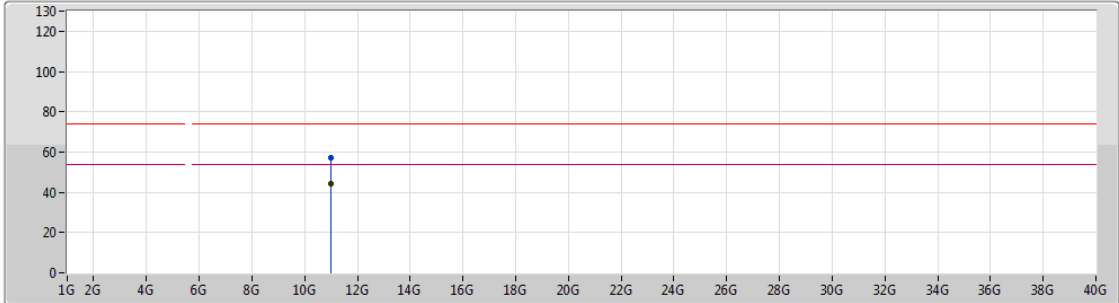
| Type | Freq (Hz) | Level (dBuV/m) | Limit (dBuV/m) | Margin (dB) | Factor (dB) | Dist (m) | Condition | Azimuth (°) | Height (m) | Comments |
|------|-----------|----------------|----------------|-------------|-------------|----------|-----------|-------------|------------|----------|
| AV | 10.98524G | 44.10 | 54.00 | -9.90 | 15.58 | 3 | Vertical | 330 | 1.21 | - |
| PK | 10.98812G | 58.02 | 74.00 | -15.98 | 15.59 | 3 | Vertical | 330 | 1.21 | - |



802.11n HT20_Nss1,(MCS0)_2TX

24/01/2019

5500MHz_TX



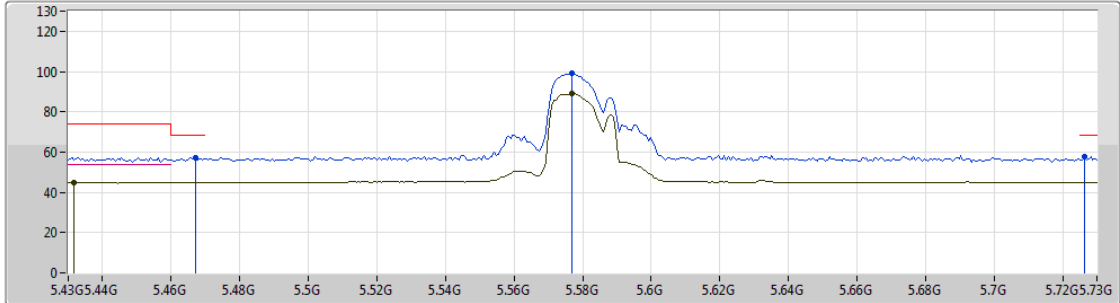
Lim.PK
 PK
 Lim.AV
 AV





| Type | Freq (Hz) | Level (dBuV/m) | Limit (dBuV/m) | Margin (dB) | Factor (dB) | Dist (m) | Condition | Azimuth (°) | Height (m) | Comments |
|------|--------------|-------------------|-------------------|----------------|----------------|-------------|------------|----------------|---------------|----------|
| AV | 10.98686G | 44.07 | 54.00 | -9.93 | 15.58 | 3 | Horizontal | 321 | 1.92 | - |
| PK | 10.99628G | 57.31 | 74.00 | -16.69 | 15.61 | 3 | Horizontal | 321 | 1.92 | - |

802.11n HT20_Nss1,(MCS0)_2TX

24/01/2019

5580MHz_TX



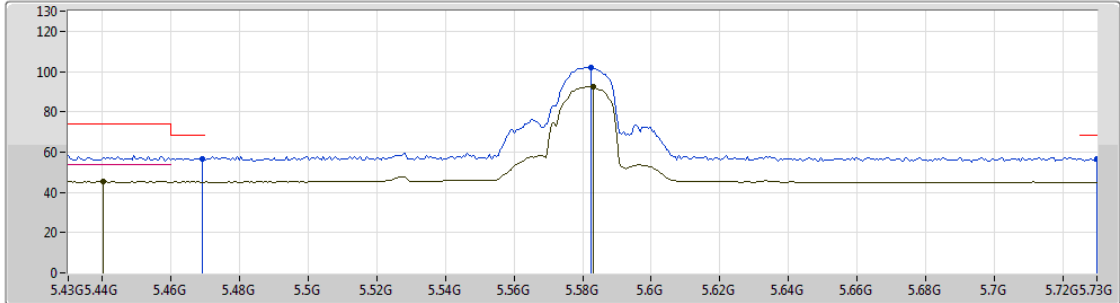
Lim.PK 
 PK 
 Lim.AV 
 AV 

| Type | Freq (Hz) | Level (dBuV/m) | Limit (dBuV/m) | Margin (dB) | Factor (dB) | Dist (m) | Condition | Azimuth (°) | Height (m) | Comments |
|------|-----------|----------------|----------------|-------------|-------------|----------|-----------|-------------|------------|----------|
| AV | 5.4318G | 44.88 | 54.00 | -9.12 | 4.49 | 3 | Vertical | 129 | 1.03 | - |
| AV | 5.577G | 89.28 | Inf | -Inf | 4.72 | 3 | Vertical | 129 | 1.03 | - |
| PK | 5.4672G | 57.38 | 68.20 | -10.82 | 4.54 | 3 | Vertical | 129 | 1.03 | - |
| PK | 5.577G | 99.07 | Inf | -Inf | 4.72 | 3 | Vertical | 129 | 1.03 | - |
| PK | 5.7264G | 57.64 | 68.20 | -10.56 | 5.08 | 3 | Vertical | 129 | 1.03 | - |

802.11n HT20_Nss1,(MCS0)_2TX

24/01/2019

5580MHz_TX



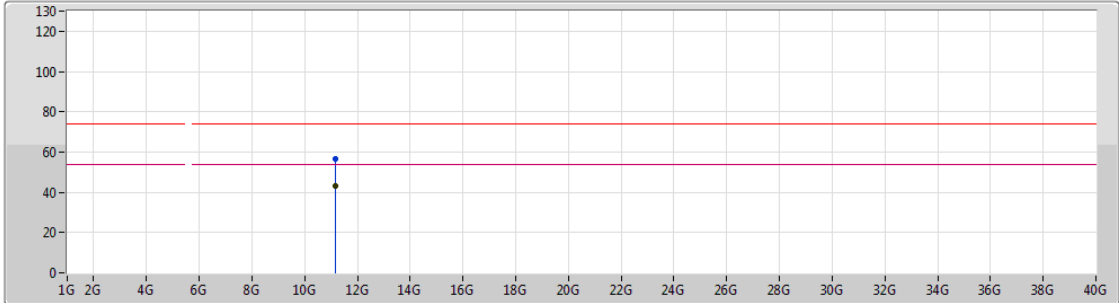
| Type | Freq (Hz) | Level (dBuV/m) | Limit (dBuV/m) | Margin (dB) | Factor (dB) | Dist (m) | Condition | Azimuth (°) | Height (m) | Comments |
|------|-----------|----------------|----------------|-------------|-------------|----------|------------|-------------|------------|----------|
| AV | 5.4402G | 45.24 | 54.00 | -8.76 | 4.50 | 3 | Horizontal | 235 | 2.12 | - |
| AV | 5.583G | 92.57 | Inf | -Inf | 4.74 | 3 | Horizontal | 235 | 2.12 | - |
| PK | 5.469G | 56.77 | 68.20 | -11.43 | 4.54 | 3 | Horizontal | 235 | 2.12 | - |
| PK | 5.5824G | 102.23 | Inf | -Inf | 4.74 | 3 | Horizontal | 235 | 2.12 | - |
| PK | 5.73G | 56.59 | 68.20 | -11.61 | 5.09 | 3 | Horizontal | 235 | 2.12 | - |



802.11n HT20_Nss1,(MCS0)_2TX

24/01/2019

5580MHz_TX



Lim.PK
 PK
 Lim.AV
 AV

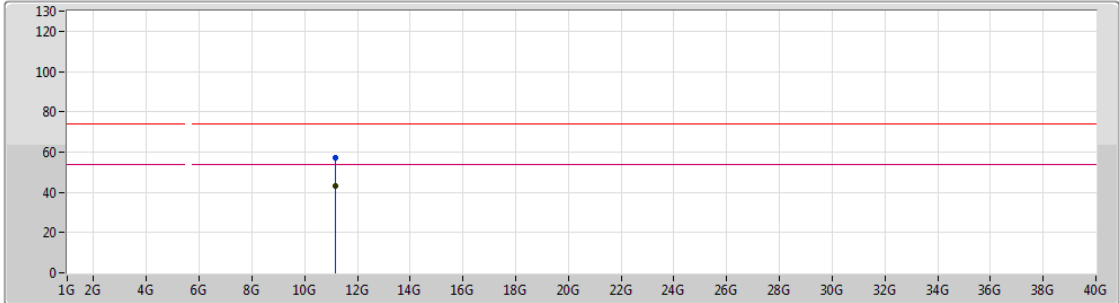
| Type | Freq (Hz) | Level (dBuV/m) | Limit (dBuV/m) | Margin (dB) | Factor (dB) | Dist (m) | Condition | Azimuth (°) | Height (m) | Comments |
|------|-----------|----------------|----------------|-------------|-------------|----------|-----------|-------------|------------|----------|
| AV | 11.16792G | 43.03 | 54.00 | -10.97 | 15.41 | 3 | Vertical | 81 | 1.57 | - |
| PK | 11.14818G | 56.36 | 74.00 | -17.64 | 15.44 | 3 | Vertical | 81 | 1.57 | - |



802.11n HT20_Nss1,(MCS0)_2TX

24/01/2019

5580MHz_TX



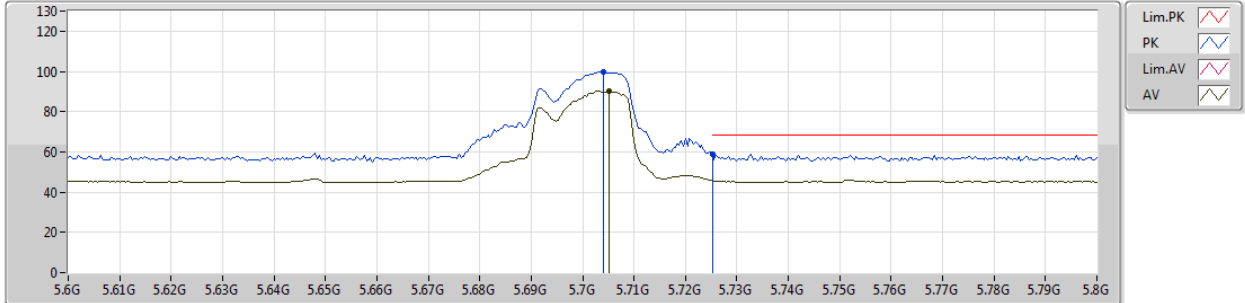
| Type | Freq (Hz) | Level (dBuV/m) | Limit (dBuV/m) | Margin (dB) | Factor (dB) | Dist (m) | Condition | Azimuth (°) | Height (m) | Comments |
|------|-----------|----------------|----------------|-------------|-------------|----------|------------|-------------|------------|----------|
| AV | 11.16378G | 42.97 | 54.00 | -11.03 | 15.42 | 3 | Horizontal | 131 | 2.43 | - |
| PK | 11.17308G | 56.93 | 74.00 | -17.07 | 15.40 | 3 | Horizontal | 131 | 2.43 | - |



802.11n HT20_Nss1,(MCS0)_2TX

24/01/2019

5700MHz_TX



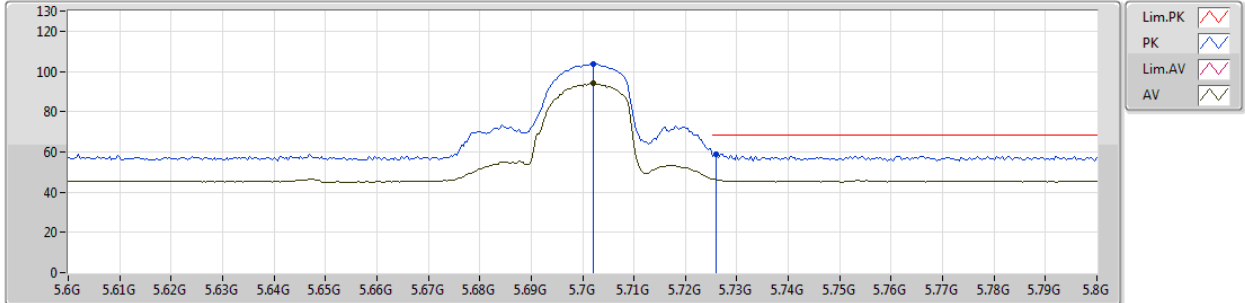
| Type | Freq (Hz) | Level (dBuV/m) | Limit (dBuV/m) | Margin (dB) | Factor (dB) | Dist (m) | Condition | Azimuth (°) | Height (m) | Comments |
|------|-----------|----------------|----------------|-------------|-------------|----------|-----------|-------------|------------|----------|
| AV | 5.7052G | 89.99 | Inf | -Inf | 5.04 | 3 | Vertical | 65 | 2.90 | - |
| PK | 5.704 G | 99.58 | Inf | -Inf | 5.04 | 3 | Vertical | 65 | 2.90 | - |
| PK | 5.7252G | 58.86 | 68.20 | -9.34 | 5.08 | 3 | Vertical | 65 | 2.90 | - |



802.11n HT20_Nss1,(MCS0)_2TX

24/01/2019

5700MHz_TX



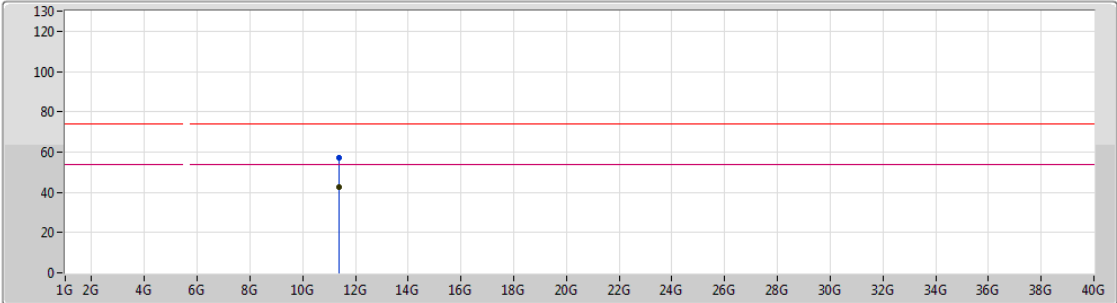
| Type | Freq (Hz) | Level (dBuV/m) | Limit (dBuV/m) | Margin (dB) | Factor (dB) | Dist (m) | Condition | Azimuth (°) | Height (m) | Comments |
|------|-----------|----------------|----------------|-------------|-------------|----------|------------|-------------|------------|----------|
| AV | 5.702G | 93.89 | Inf | -Inf | 5.02 | 3 | Horizontal | 207 | 2.90 | - |
| PK | 5.702G | 103.60 | Inf | -Inf | 5.02 | 3 | Horizontal | 207 | 2.90 | - |
| PK | 5.726G | 58.95 | 68.20 | -9.25 | 5.08 | 3 | Horizontal | 207 | 2.90 | - |



802.11n HT20_Nss1,(MCS0)_2TX

24/01/2019

5700MHz_TX



Lim.PK
 PK
 Lim.AV
 AV

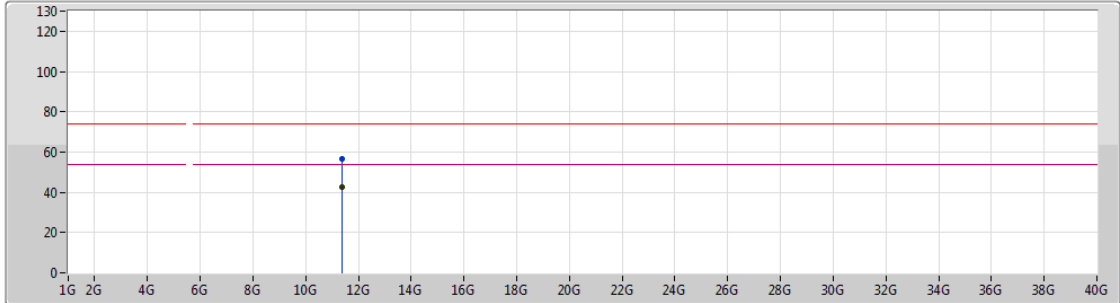
| Type | Freq (Hz) | Level (dBuV/m) | Limit (dBuV/m) | Margin (dB) | Factor (dB) | Dist (m) | Condition | Azimuth (°) | Height (m) | Comments |
|------|--------------|-------------------|-------------------|----------------|----------------|-------------|-----------|----------------|---------------|----------|
| AV | 11.39466G | 42.62 | 54.00 | -11.38 | 15.15 | 3 | Vertical | 333 | 1.98 | - |
| PK | 11.39328G | 56.94 | 74.00 | -17.06 | 15.15 | 3 | Vertical | 333 | 1.98 | - |



802.11n HT20_Nss1,(MCS0)_2TX

24/01/2019

5700MHz_TX



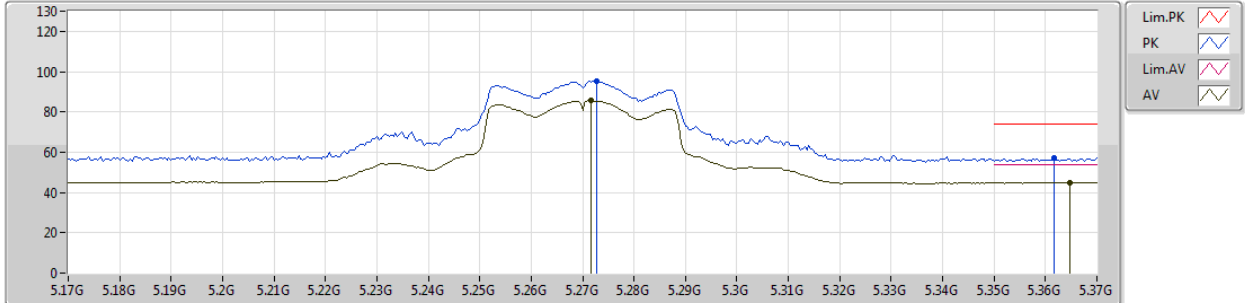
Lim.PK
 PK
 Lim.AV
 AV

| Type | Freq (Hz) | Level (dBuV/m) | Limit (dBuV/m) | Margin (dB) | Factor (dB) | Dist (m) | Condition | Azimuth (°) | Height (m) | Comments |
|------|-----------|----------------|----------------|-------------|-------------|----------|------------|-------------|------------|----------|
| AV | 11.39106G | 42.67 | 54.00 | -11.33 | 15.15 | 3 | Horizontal | 242 | 2.40 | - |
| PK | 11.39544G | 56.38 | 74.00 | -17.62 | 15.15 | 3 | Horizontal | 242 | 2.40 | - |

802.11n HT40_Nss1,(MCS0)_2TX

24/01/2019

5270MHz_TX

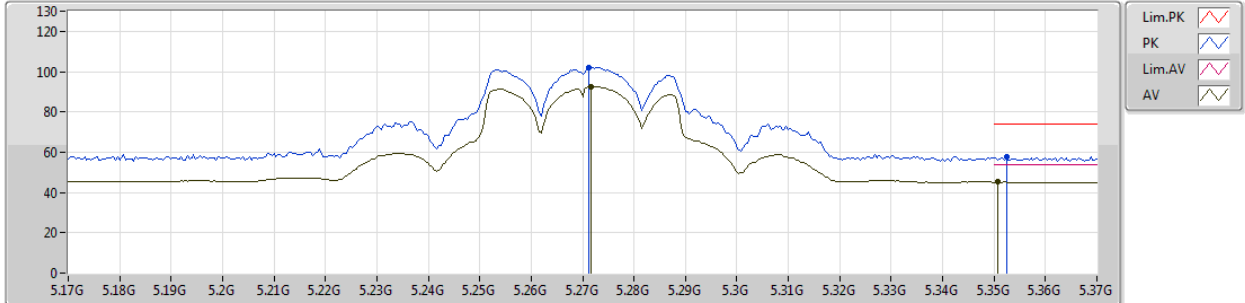


| Type | Freq (Hz) | Level (dBuV/m) | Limit (dBuV/m) | Margin (dB) | Factor (dB) | Dist (m) | Condition | Azimuth (°) | Height (m) | Comments |
|------|-----------|----------------|----------------|-------------|-------------|----------|-----------|-------------|------------|----------|
| AV | 5.2716G | 85.75 | Inf | -Inf | 4.29 | 3 | Vertical | 144 | 1.06 | - |
| AV | 5.3648G | 44.88 | 54.00 | -9.12 | 4.41 | 3 | Vertical | 144 | 1.06 | - |
| PK | 5.2728G | 95.10 | Inf | -Inf | 4.29 | 3 | Vertical | 144 | 1.06 | - |
| PK | 5.3616G | 57.15 | 74.00 | -16.85 | 4.41 | 3 | Vertical | 144 | 1.06 | - |

802.11n HT40_Nss1,(MCS0)_2TX

24/01/2019

5270MHz_TX



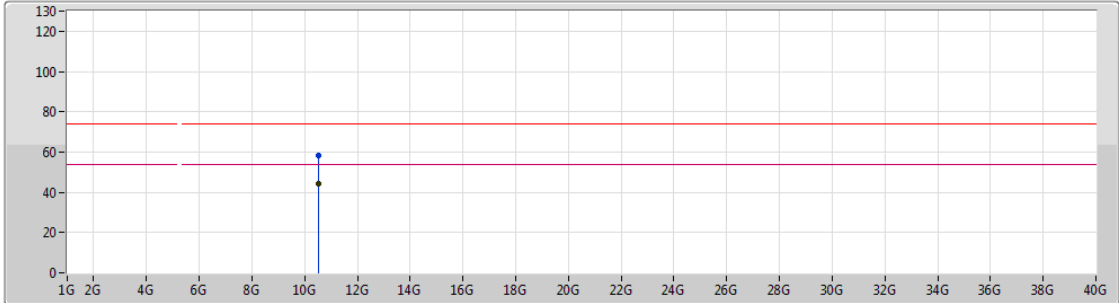
| Type | Freq (Hz) | Level (dBuV/m) | Limit (dBuV/m) | Margin (dB) | Factor (dB) | Dist (m) | Condition | Azimuth (°) | Height (m) | Comments |
|------|-----------|----------------|----------------|-------------|-------------|----------|------------|-------------|------------|----------|
| AV | 5.2716G | 92.52 | Inf | -Inf | 4.29 | 3 | Horizontal | 182 | 1.00 | - |
| AV | 5.3508G | 45.20 | 54.00 | -8.80 | 4.39 | 3 | Horizontal | 182 | 1.00 | - |
| PK | 5.2712G | 101.88 | Inf | -Inf | 4.29 | 3 | Horizontal | 182 | 1.00 | - |
| PK | 5.3524G | 57.90 | 74.00 | -16.10 | 4.39 | 3 | Horizontal | 182 | 1.00 | - |



802.11n HT40_Nss1,(MCS0)_2TX

24/01/2019

5270MHz_TX



Lim.PK
 PK
 Lim.AV
 AV

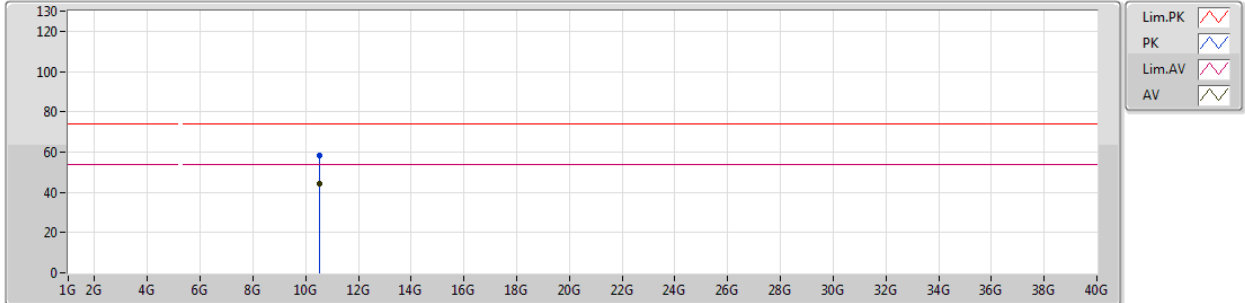
| Type | Freq (Hz) | Level (dBuV/m) | Limit (dBuV/m) | Margin (dB) | Factor (dB) | Dist (m) | Condition | Azimuth (°) | Height (m) | Comments |
|------|-----------|----------------|----------------|-------------|-------------|----------|-----------|-------------|------------|----------|
| AV | 10.52872G | 44.22 | 54.00 | -9.78 | 14.50 | 3 | Vertical | 266 | 1.88 | - |
| PK | 10.54288G | 58.26 | 74.00 | -15.74 | 14.54 | 3 | Vertical | 266 | 1.88 | - |



802.11n HT40_Nss1,(MCS0)_2TX

24/01/2019

5270MHz_TX

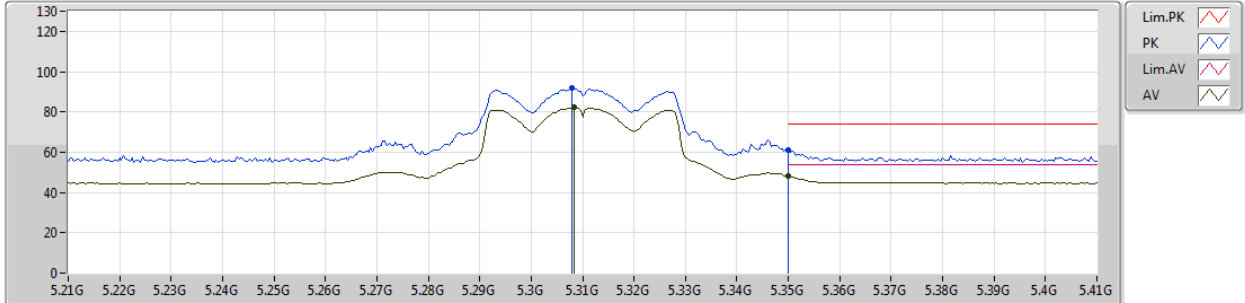


| Type | Freq (Hz) | Level (dBuV/m) | Limit (dBuV/m) | Margin (dB) | Factor (dB) | Dist (m) | Condition | Azimuth (°) | Height (m) | Comments |
|------|-----------|----------------|----------------|-------------|-------------|----------|------------|-------------|------------|----------|
| AV | 10.54006G | 44.35 | 54.00 | -9.65 | 14.54 | 3 | Horizontal | 150 | 1.61 | - |
| PK | 10.5319G | 58.36 | 74.00 | -15.64 | 14.51 | 3 | Horizontal | 150 | 1.61 | - |

802.11n HT40_Nss1,(MCS0)_2TX

24/01/2019

5310MHz_TX

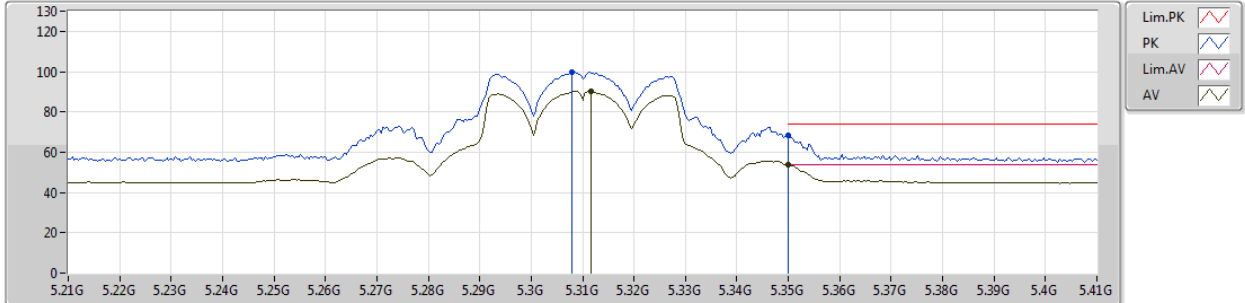


| Type | Freq (Hz) | Level (dBuV/m) | Limit (dBuV/m) | Margin (dB) | Factor (dB) | Dist (m) | Condition | Azimuth (°) | Height (m) | Comments |
|------|-----------|----------------|----------------|-------------|-------------|----------|-----------|-------------|------------|----------|
| AV | 5.3084G | 82.10 | Inf | -Inf | 4.34 | 3 | Vertical | 149 | 1.50 | - |
| AV | 5.35G | 48.17 | 54.00 | -5.83 | 4.39 | 3 | Vertical | 149 | 1.50 | - |
| PK | 5.308G | 92.08 | Inf | -Inf | 4.33 | 3 | Vertical | 149 | 1.50 | - |
| PK | 5.35G | 61.24 | 74.00 | -12.76 | 4.39 | 3 | Vertical | 149 | 1.50 | - |

802.11n HT40_Nss1,(MCS0)_2TX

24/01/2019

5310MHz_TX



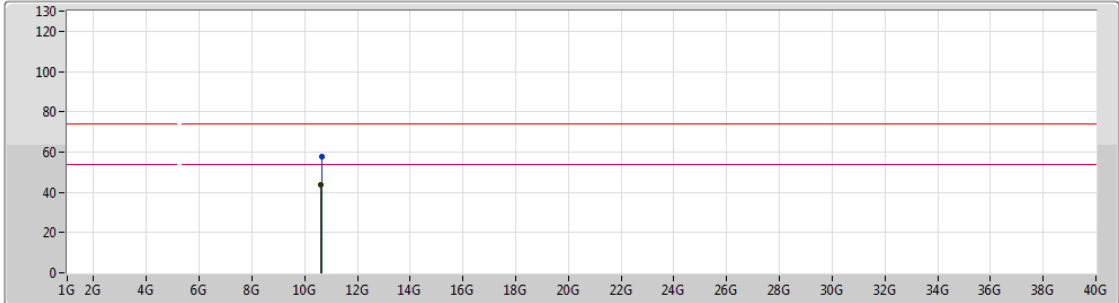
| Type | Freq (Hz) | Level (dBuV/m) | Limit (dBuV/m) | Margin (dB) | Factor (dB) | Dist (m) | Condition | Azimuth (°) | Height (m) | Comments |
|------|-----------|----------------|----------------|-------------|-------------|----------|------------|-------------|------------|----------|
| AV | 5.3116G | 90.08 | Inf | -Inf | 4.34 | 3 | Horizontal | 182 | 1.49 | - |
| AV | 5.35G | 53.59 | 54.00 | -0.41 | 4.39 | 3 | Horizontal | 182 | 1.49 | - |
| PK | 5.308G | 99.85 | Inf | -Inf | 4.33 | 3 | Horizontal | 182 | 1.49 | - |
| PK | 5.35G | 68.52 | 74.00 | -5.48 | 4.39 | 3 | Horizontal | 182 | 1.49 | - |



802.11n HT40_Nss1,(MCS0)_2TX

24/01/2019

5310MHz_TX



Lim.PK
 PK
 Lim.AV
 AV

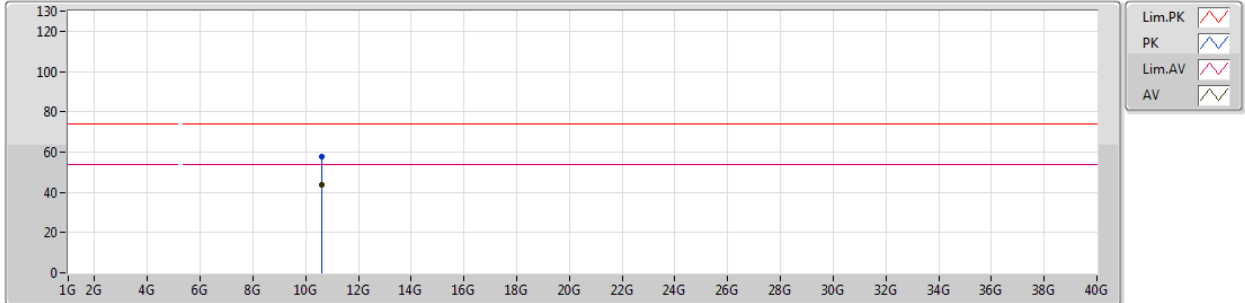
| Type | Freq (Hz) | Level (dBuV/m) | Limit (dBuV/m) | Margin (dB) | Factor (dB) | Dist (m) | Condition | Azimuth (°) | Height (m) | Comments |
|------|-----------|----------------|----------------|-------------|-------------|----------|-----------|-------------|------------|----------|
| AV | 10.61556G | 43.66 | 54.00 | -10.34 | 14.71 | 3 | Vertical | 315 | 1.46 | - |
| PK | 10.63434G | 57.46 | 74.00 | -16.54 | 14.76 | 3 | Vertical | 315 | 1.46 | - |



802.11n HT40_Nss1,(MCS0)_2TX

24/01/2019

5310MHz_TX

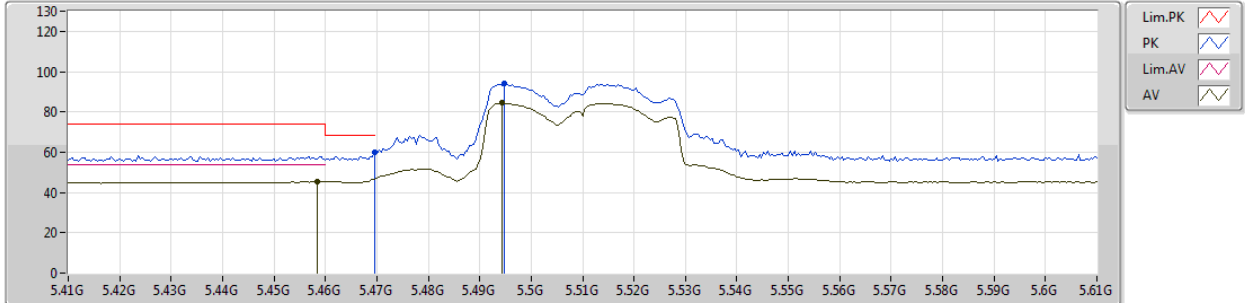


| Type | Freq (Hz) | Level (dBuV/m) | Limit (dBuV/m) | Margin (dB) | Factor (dB) | Dist (m) | Condition | Azimuth (°) | Height (m) | Comments |
|------|-----------|----------------|----------------|-------------|-------------|----------|------------|-------------|------------|----------|
| AV | 10.61034G | 43.71 | 54.00 | -10.29 | 14.70 | 3 | Horizontal | 138 | 1.02 | - |
| PK | 10.61142G | 57.59 | 74.00 | -16.41 | 14.70 | 3 | Horizontal | 138 | 1.02 | - |

802.11n HT40_Nss1,(MCS0)_2TX

24/01/2019

5510MHz_TX

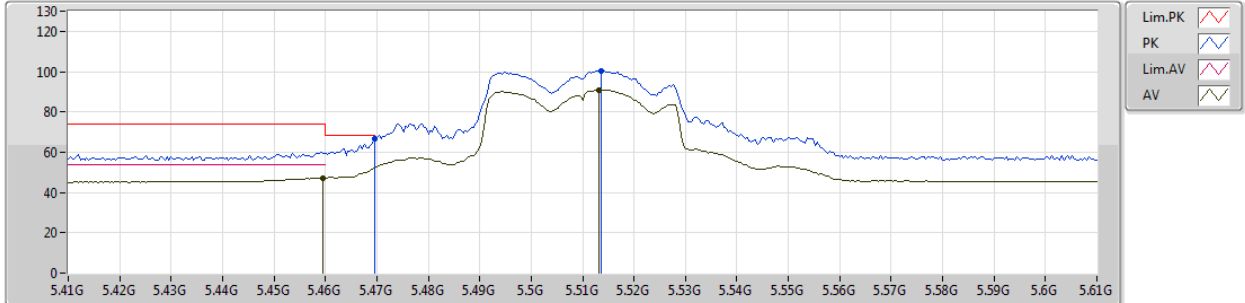


| Type | Freq (Hz) | Level (dBuV/m) | Limit (dBuV/m) | Margin (dB) | Factor (dB) | Dist (m) | Condition | Azimuth (°) | Height (m) | Comments |
|------|-----------|----------------|----------------|-------------|-------------|----------|-----------|-------------|------------|----------|
| AV | 5.4584G | 45.35 | 54.00 | -8.65 | 4.53 | 3 | Vertical | 140 | 1.01 | - |
| AV | 5.4944G | 84.45 | Inf | -Inf | 4.58 | 3 | Vertical | 140 | 1.01 | - |
| PK | 5.4696G | 59.72 | 68.20 | -8.48 | 4.54 | 3 | Vertical | 140 | 1.01 | - |
| PK | 5.4948G | 94.06 | Inf | -Inf | 4.58 | 3 | Vertical | 140 | 1.01 | - |

802.11n HT40_Nss1,(MCS0)_2TX

24/01/2019

5510MHz_TX



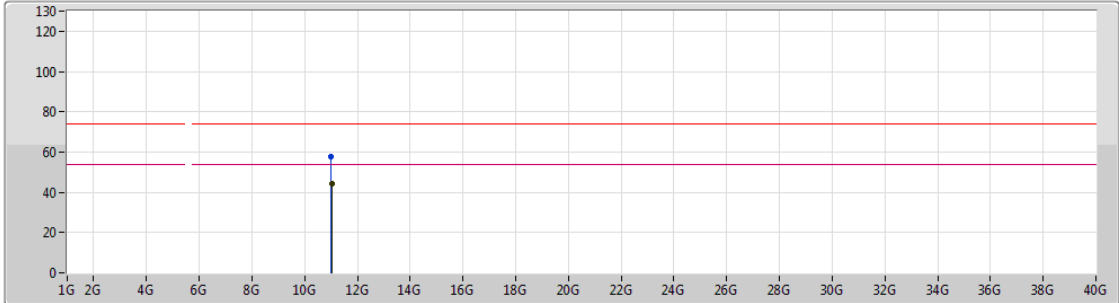
| Type | Freq (Hz) | Level (dBuV/m) | Limit (dBuV/m) | Margin (dB) | Factor (dB) | Dist (m) | Condition | Azimuth (°) | Height (m) | Comments |
|------|-----------|----------------|----------------|-------------|-------------|----------|------------|-------------|------------|----------|
| AV | 5.4596G | 47.29 | 54.00 | -6.71 | 4.53 | 3 | Horizontal | 180 | 1.01 | - |
| AV | 5.5132G | 90.80 | Inf | -Inf | 4.61 | 3 | Horizontal | 180 | 1.01 | - |
| PK | 5.4696G | 66.81 | 68.20 | -1.39 | 4.54 | 3 | Horizontal | 180 | 1.01 | - |
| PK | 5.5136G | 100.46 | Inf | -Inf | 4.61 | 3 | Horizontal | 180 | 1.01 | - |



802.11n HT40_Nss1,(MCS0)_2TX

24/01/2019

5510MHz_TX



Legend for the plot:

- Lim.PK: Red line with a downward-pointing triangle
- PK: Blue line with an upward-pointing triangle
- Lim.AV: Magenta line with a downward-pointing triangle
- AV: Magenta line with an upward-pointing triangle

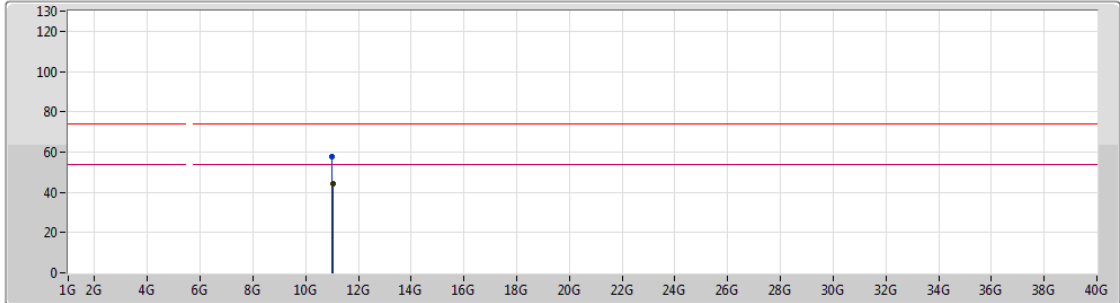
| Type | Freq (Hz) | Level (dBuV/m) | Limit (dBuV/m) | Margin (dB) | Factor (dB) | Dist (m) | Condition | Azimuth (°) | Height (m) | Comments |
|------|-----------|----------------|----------------|-------------|-------------|----------|-----------|-------------|------------|----------|
| AV | 11.0203G | 44.11 | 54.00 | -9.89 | 15.59 | 3 | Vertical | 257 | 1.66 | - |
| PK | 11.00662G | 57.79 | 74.00 | -16.21 | 15.60 | 3 | Vertical | 257 | 1.66 | - |



802.11n HT40_Nss1,(MCS0)_2TX

24/01/2019

5510MHz_TX



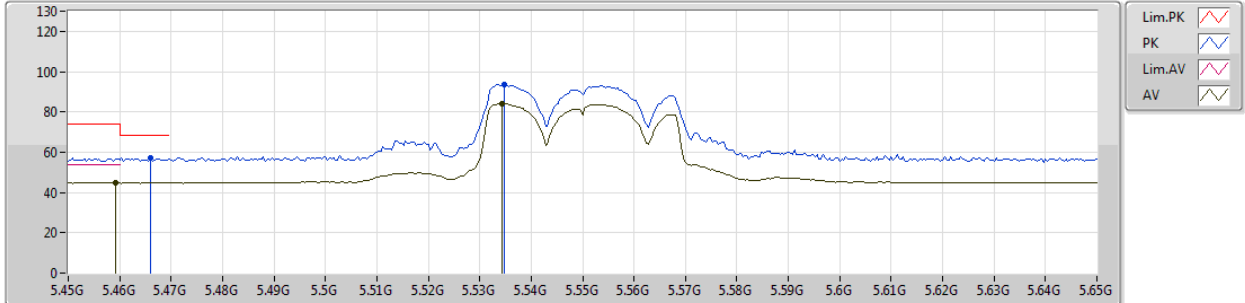
Lim.PK
 PK
 Lim.AV
 AV

| Type | Freq (Hz) | Level (dBuV/m) | Limit (dBuV/m) | Margin (dB) | Factor (dB) | Dist (m) | Condition | Azimuth (°) | Height (m) | Comments |
|------|-----------|----------------|----------------|-------------|-------------|----------|------------|-------------|------------|----------|
| AV | 11.0302G | 44.04 | 54.00 | -9.96 | 15.57 | 3 | Horizontal | 202 | 2.13 | - |
| PK | 11.0125G | 57.54 | 74.00 | -16.46 | 15.59 | 3 | Horizontal | 202 | 2.13 | - |

802.11n HT40_Nss1,(MCS0)_2TX

24/01/2019

5550MHz_TX

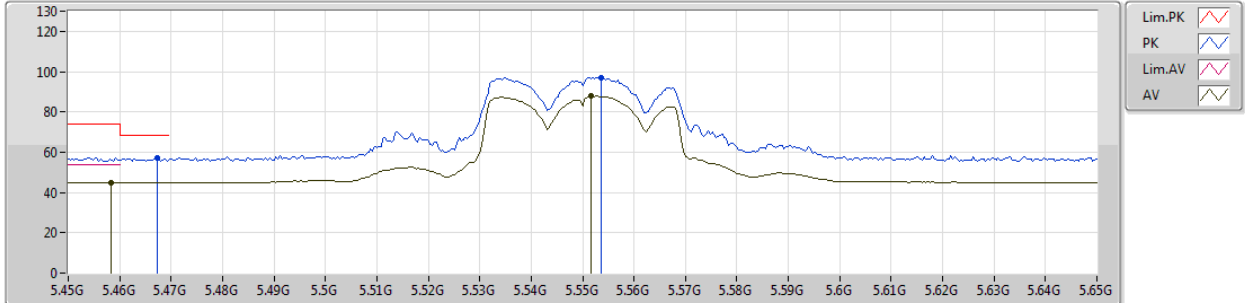


| Type | Freq (Hz) | Level (dBuV/m) | Limit (dBuV/m) | Margin (dB) | Factor (dB) | Dist (m) | Condition | Azimuth (°) | Height (m) | Comments |
|------|-----------|----------------|----------------|-------------|-------------|----------|-----------|-------------|------------|----------|
| AV | 5.4592G | 44.82 | 54.00 | -9.18 | 4.53 | 3 | Vertical | 159 | 1.01 | - |
| AV | 5.5344G | 84.11 | Inf | -Inf | 4.64 | 3 | Vertical | 159 | 1.01 | - |
| PK | 5.466G | 57.31 | 68.20 | -10.89 | 4.54 | 3 | Vertical | 159 | 1.01 | - |
| PK | 5.5348G | 93.79 | Inf | -Inf | 4.64 | 3 | Vertical | 159 | 1.01 | - |

802.11n HT40_Nss1,(MCS0)_2TX

24/01/2019

5550MHz_TX



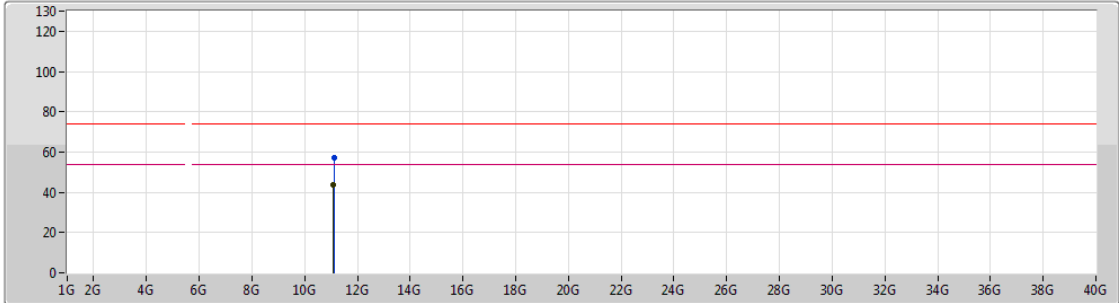
| Type | Freq (Hz) | Level (dBuV/m) | Limit (dBuV/m) | Margin (dB) | Factor (dB) | Dist (m) | Condition | Azimuth (°) | Height (m) | Comments |
|------|-----------|----------------|----------------|-------------|-------------|----------|------------|-------------|------------|----------|
| AV | 5.4584G | 45.08 | 54.00 | -8.92 | 4.53 | 3 | Horizontal | 237 | 1.50 | - |
| AV | 5.5516G | 87.77 | Inf | -Inf | 4.68 | 3 | Horizontal | 237 | 1.50 | - |
| PK | 5.4672G | 56.89 | 68.20 | -11.31 | 4.54 | 3 | Horizontal | 237 | 1.50 | - |
| PK | 5.5536G | 97.17 | Inf | -Inf | 4.69 | 3 | Horizontal | 237 | 1.50 | - |



802.11n HT40_Nss1,(MCS0)_2TX

24/01/2019

5550MHz_TX



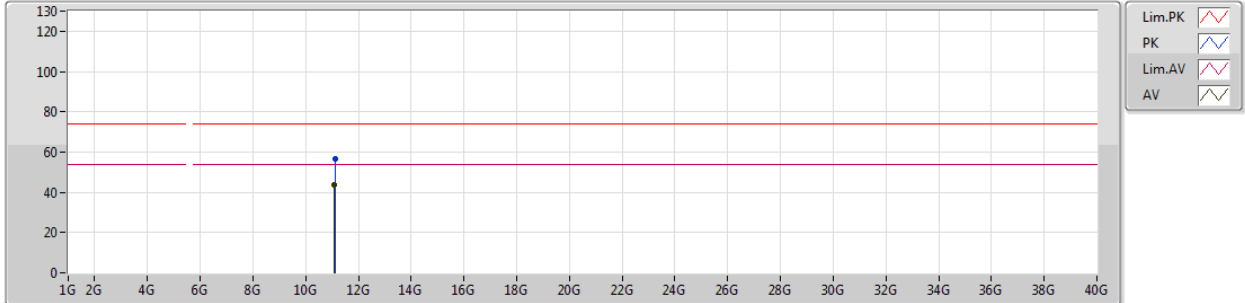
| Type | Freq (Hz) | Level (dBuV/m) | Limit (dBuV/m) | Margin (dB) | Factor (dB) | Dist (m) | Condition | Azimuth (°) | Height (m) | Comments |
|------|-----------|----------------|----------------|-------------|-------------|----------|-----------|-------------|------------|----------|
| AV | 11.0853G | 43.47 | 54.00 | -10.53 | 15.52 | 3 | Vertical | 350 | 2.10 | - |
| PK | 11.1036G | 57.08 | 74.00 | -16.92 | 15.49 | 3 | Vertical | 350 | 2.10 | - |



802.11n HT40_Nss1,(MCS0)_2TX

24/01/2019

5550MHz_TX

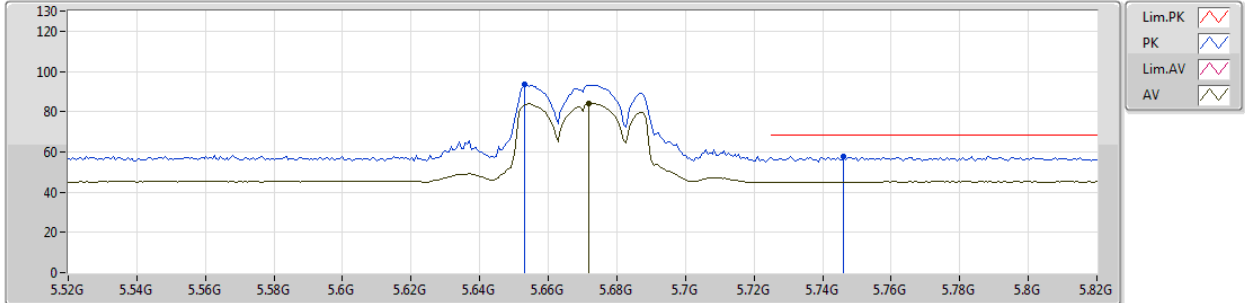


| Type | Freq (Hz) | Level (dBuV/m) | Limit (dBuV/m) | Margin (dB) | Factor (dB) | Dist (m) | Condition | Azimuth (°) | Height (m) | Comments |
|------|-----------|----------------|----------------|-------------|-------------|----------|------------|-------------|------------|----------|
| AV | 11.08794G | 43.52 | 54.00 | -10.48 | 15.51 | 3 | Horizontal | 290 | 1.08 | - |
| PK | 11.10912G | 56.50 | 74.00 | -17.50 | 15.48 | 3 | Horizontal | 290 | 1.08 | - |

802.11n HT40_Nss1,(MCS0)_2TX

24/01/2019

5670MHz_TX

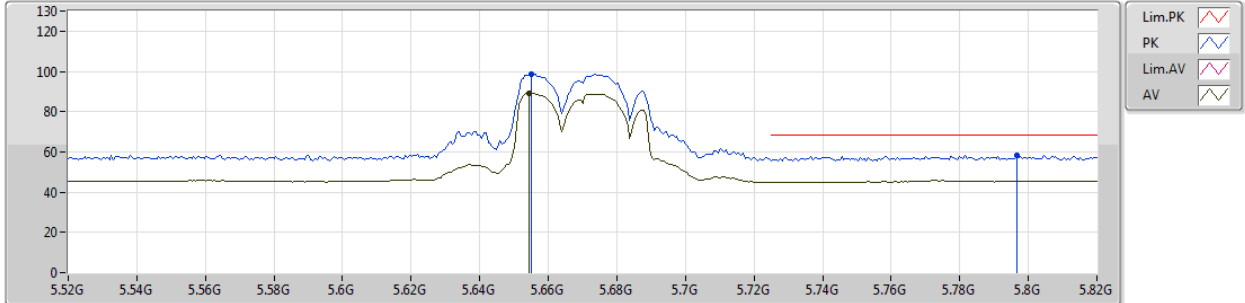


| Type | Freq (Hz) | Level (dBuV/m) | Limit (dBuV/m) | Margin (dB) | Factor (dB) | Dist (m) | Condition | Azimuth (°) | Height (m) | Comments |
|------|-----------|----------------|----------------|-------------|-------------|----------|-----------|-------------|------------|----------|
| AV | 5.6718G | 83.97 | Inf | -Inf | 4.95 | 3 | Vertical | 131 | 1.01 | - |
| PK | 5.6532G | 93.35 | Inf | -Inf | 4.90 | 3 | Vertical | 131 | 1.01 | - |
| PK | 5.7462G | 57.85 | 68.20 | -10.35 | 5.13 | 3 | Vertical | 131 | 1.01 | - |

802.11n HT40_Nss1,(MCS0)_2TX

24/01/2019

5670MHz_TX



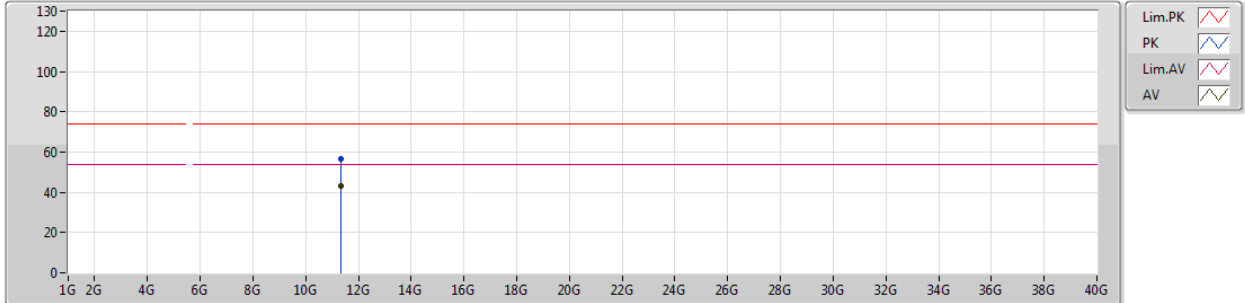
| Type | Freq (Hz) | Level (dBuV/m) | Limit (dBuV/m) | Margin (dB) | Factor (dB) | Dist (m) | Condition | Azimuth (°) | Height (m) | Comments |
|------|-----------|----------------|----------------|-------------|-------------|----------|------------|-------------|------------|----------|
| AV | 5.6544G | 89.10 | Inf | -Inf | 4.91 | 3 | Horizontal | 186 | 2.95 | - |
| PK | 5.655G | 98.37 | Inf | -Inf | 4.91 | 3 | Horizontal | 186 | 2.95 | - |
| PK | 5.7966G | 58.13 | 68.20 | -10.07 | 5.26 | 3 | Horizontal | 186 | 2.95 | - |



802.11n HT40_Nss1,(MCS0)_2TX

24/01/2019

5670MHz_TX



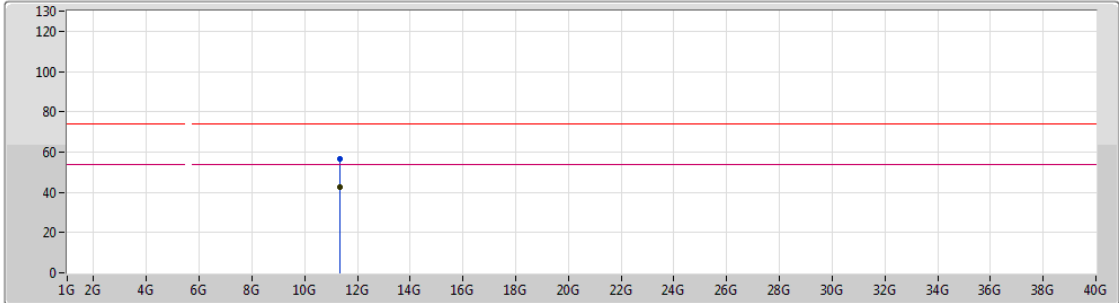
| Type | Freq (Hz) | Level (dBuV/m) | Limit (dBuV/m) | Margin (dB) | Factor (dB) | Dist (m) | Condition | Azimuth (°) | Height (m) | Comments |
|------|-----------|----------------|----------------|-------------|-------------|----------|-----------|-------------|------------|----------|
| AV | 11.3256G | 42.97 | 54.00 | -11.03 | 15.23 | 3 | Vertical | 143 | 2.24 | - |
| PK | 11.34528G | 56.36 | 74.00 | -17.64 | 15.22 | 3 | Vertical | 143 | 2.24 | - |



802.11n HT40_Nss1,(MCS0)_2TX

24/01/2019

5670MHz_TX



| Type | Freq (Hz) | Level (dBuV/m) | Limit (dBuV/m) | Margin (dB) | Factor (dB) | Dist (m) | Condition | Azimuth (°) | Height (m) | Comments |
|------|-----------|----------------|----------------|-------------|-------------|----------|------------|-------------|------------|----------|
| AV | 11.32608G | 42.79 | 54.00 | -11.21 | 15.23 | 3 | Horizontal | 254 | 1.56 | - |
| PK | 11.33718G | 56.61 | 74.00 | -17.39 | 15.22 | 3 | Horizontal | 254 | 1.56 | - |