

Appendix A. Test Photos


1. Photographs of Conducted Emissions Test Configuration

Mode 1

FRONT VIEW



REAR VIEW



SIDE VIEW




Mode 2

FRONT VIEW



REAR VIEW




SIDE VIEW




2. Photographs of Radiated Emissions Test Configuration

For radiated emissions 9kHz~30MHz

FRONT VIEW



REAR VIEW




For radiated emissions 30MHz~1GHz

Mode 1

FRONT VIEW




REAR VIEW




Mode 2

FRONT VIEW




REAR VIEW




For radiated emissions above 1GHz

Mode 1

FRONT VIEW




REAR VIEW




Mode 2

FRONT VIEW




REAR VIEW



Test Fixture

FRONT VIEW



REAR VIEW

