



Test report No. : 4790371368-US-R4-V0  
Page : 1 of 59  
Issued date : 2022/11/9  
FCC ID : RYK-WPEQ268AXB

## **RADIO TEST REPORT**

**Product** : Wi-Fi 6E BT Half Min PCIe Module

**Model Name** : WPEQ-268AXI(BT)

**Series Model** : WPEQ-268AX(BT)

**FCC ID** : RYK-WPEQ268AXB

**Test Regulation** : FCC 47 CFR Part 15 Subpart C (Section 15.247)

**Received Date** : 2022/4/18

**Test Date** : 2022/4/29 ~ 2022/6/13

**Issued Date** : 2022/11/9

**Applicant** : SparkLAN Communications, Inc.  
5F, No. 199, Ruihu St., Neihu Dist., Taipei City 114067,  
Taiwan

**Issued By** : Underwriters Laboratories Taiwan Co., Ltd.  
Building B and Building E, No. 372-7, Sec. 4, Zhongxing Rd.,  
Zhudong Township, Hsinchu County, Taiwan



The results reported herein have been performed in accordance with the laboratory's terms of accreditation. This report shall not be reproduced except in full without the written approval of the Laboratory. The results in this report are responsible of the test sample(s) provided by the client only and are not to be used to indicate applicability to other similar products.

### **Underwriters Laboratories Taiwan Co., Ltd.**

Building B and Building E, No. 372-7, Sec. 4, Zhongxing Rd., Zhudong Township, Hsinchu County, Taiwan  
Telephone :+886-2-7737-3000  
Facsimile (FAX ) :+886-3-583-7948

Doc No: 17-EM-F0876 / 6.0





## Table of Contents

<b>1. Attestation of Test Results .....</b>	<b>4</b>
<b>2. Summary of Test Results .....</b>	<b>5</b>
<b>3. Test Methodology and Reference Procedures.....</b>	<b>6</b>
<b>4. Facilities and Accreditation .....</b>	<b>6</b>
<b>5. Measurement Uncertainty .....</b>	<b>7</b>
<b>6. Equipment under Test.....</b>	<b>8</b>
6.1. Description of EUT.....	8
6.2. Channel List.....	10
6.3. Test Condition.....	11
6.4. Description of Available Antennas.....	12
6.5. Test Mode Applicability and Tested Channel Detail.....	13
6.6. Duty cycle .....	15
<b>7. Test Equipment.....</b>	<b>16</b>
<b>8. Description of Test Setup.....</b>	<b>18</b>
<b>9. Test Results.....</b>	<b>19</b>
9.1. Channel Bandwidth.....	19
9.2. Conducted Output Power.....	22
9.3. Hopping Channel Separation .....	24
9.4. Number of Hopping Frequency Used.....	27
9.5. Dwell Time on Each Channel .....	29
9.6. Conducted Out of Band Emission.....	32
9.7. Radiated Spurious Emission .....	37
9.8. AC Power Line Conducted Emission .....	56

### Underwriters Laboratories Taiwan Co., Ltd.

Building B and Building E, No. 372-7, Sec. 4, Zhongxing Rd., Zhudong Township, Hsinchu County, Taiwan

Telephone :+886-2-7737-3000

Facsimile (FAX ) :+886-3-583-7948

Doc No: 17-EM-F0876 / 6.0



## 1. Attestation of Test Results

**APPLICANT:** SparkLAN Communications, Inc.  
 5F, No. 199, Ruihu St., Neihu Dist., Taipei City 114067, Taiwan

**MANUFACTURER:** SparkLAN Communications, Inc.  
 5F, No. 199, Ruihu St., Neihu Dist., Taipei City 114067, Taiwan

**EUT DESCRIPTION:** Wi-Fi 6E BT Half Min PCIe Module

**BRAND:** SparkLAN

**MODEL:** WPEQ-268AXI(BT)

**SERIES MODEL:** WPEQ-268AX(BT)

**SAMPLE STAGE:** Engineering Verification Test sample

**DATE of TESTED:** 2022/4/29 ~ 2022/6/13

<b>APPLICABLE STANDARDS</b>	
<b>STANDARD</b>	<b>Test Results</b>
FCC 47 CFR PART 15 Subpart C (Section 15.247)	PASS

Underwriters Laboratories Taiwan Co., Ltd. tested the above equipment in accordance with the requirements set forth in the above standards. All indications of Pass/Fail in this report are opinions expressed by Underwriters Laboratories Taiwan Co., Ltd. based on interpretations and/or observations of test results. The test results show that the equipment tested is capable of demonstrating compliance with the requirements as documented in this report.

**Note:** The results documented in this report apply only to the tested sample, under the conditions and modes of operation as described herein. This document may not be altered or revised in any way unless done so by Underwriters Laboratories Taiwan Co., Ltd. and all revisions are duly noted in the revisions section. Any alteration of this document not carried out by Underwriters Laboratories Taiwan Co., Ltd. will constitute fraud and shall nullify the document. This report must not be used by the client to claim product certification, approval, or endorsement by NVLAP, NIST, any agency of the Federal Government, or any agency of any government.

Prepared By:

Cindy Hsin  
 Project Handler

Date : 2022/11/9

Approved and Authorized By:

Kent Liu  
 Senior Laboratory Engineer

### Underwriters Laboratories Taiwan Co., Ltd.

Building B and Building E, No. 372-7, Sec. 4, Zhongxing Rd., Zhudong Township, Hsinchu County, Taiwan  
 Telephone :+886-2-7737-3000  
 Facsimile (FAX ) :+886-3-583-7948



## 2. Summary of Test Results

Summary of Test Results		
FCC Clause	Test Items	Result
15.247(a)(1) (iii)	Number of Hopping Frequency Used	PASS
15.247(a)(1) (iii)	Dwell Time on Each Channel	PASS
15.247(a)(1)	1. Hopping Channel Separation 2. Spectrum Bandwidth of a Frequency Hopping Sequence Spread Spectrum System	PASS
15.247(b)	Conducted Output Power	PASS
15.247(d)	Antenna Port Emission	PASS
15.205 / 15.209 / 15.247(d)	Radiated Emissions and Band Edge Measurement	PASS
15.207	AC Power Conducted Emission	PASS
15.203	Antenna Requirement	PASS

### Underwriters Laboratories Taiwan Co., Ltd.

Building B and Building E, No. 372-7, Sec. 4, Zhongxing Rd., Zhudong Township, Hsinchu County, Taiwan

Telephone :+886-2-7737-3000

Facsimile (FAX ) :+886-3-583-7948

Doc No: 17-EM-F0876 / 6.0



### 3. Test Methodology and Reference Procedures

The tests documented in this report were performed in accordance with 47 CFR FCC Part 2, KDB558074 D01 Meas Guidance v05r02, KDB414788 D01 Radiated Test Site v01r01, ANSI C63.10-2013.

### 4. Facilities and Accreditation

<b>Test Location</b>	Underwriters Laboratories Taiwan Co., Ltd.
<b>Address</b>	Building B and Building E, No. 372-7, Sec. 4, Zhongxing Rd., Zhudong Township, Hsinchu County, Taiwan
<b>Accreditation Certificate</b>	Underwriters Laboratories Taiwan Co., Ltd. is accredited by TAF, Laboratory Code 3398.

#### **Underwriters Laboratories Taiwan Co., Ltd.**

Building B and Building E, No. 372-7, Sec. 4, Zhongxing Rd., Zhudong Township, Hsinchu County, Taiwan

Telephone :+886-2-7737-3000

Facsimile (FAX ) :+886-3-583-7948

Doc No: 17-EM-F0876 / 6.0



## 5. Measurement Uncertainty

For statement of conformity, accuracy method (Section 8.2.4 and 8.2.5 of ISO Guide 98-4) was applied as decision rule for measurement in this test report.

The following uncertainties have been calculated to provide a confidence level of 95 % using a coverage factor  $k=2$ .

Measurement	Frequency	Uncertainty
Conducted disturbance at mains terminals ports	150kHz ~ 30MHz	$\pm 2.9$ dB
RF Conducted	9 kHz - 40GHz	$\pm 2.4$ dB
Radiated disturbance below 30MHz	9 kHz - 30 MHz	$\pm 1.9$ dB
Radiated disturbance below 1 GHz	30MHz ~ 1GHz	$\pm 5.8$ dB
Radiated disturbance above 1 GHz	1GHz ~ 40GHz	$\pm 4.8$ dB

### Underwriters Laboratories Taiwan Co., Ltd.

Building B and Building E, No. 372-7, Sec. 4, Zhongxing Rd., Zhudong Township, Hsinchu County, Taiwan

Telephone :+886-2-7737-3000

Facsimile (FAX ) :+886-3-583-7948

Doc No: 17-EM-F0876 / 6.0



Test report No. : 4790371368-US-R4-V0  
Page : 8 of 59  
Issued date : 2022/11/9  
FCC ID : RYK-WPEQ268AXB

## 6. Equipment under Test

### 6.1. Description of EUT

<b>Product</b>	Wi-Fi 6E BT Half Min PCIe Module
<b>Brand Name</b>	SparkLAN
<b>Model Name</b>	WPEQ-268AXI(BT)
<b>Series Model</b>	WPEQ-268AX(BT)
<b>Operating Frequency</b>	2402MHz ~ 2480MHz
<b>Modulation</b>	GFSK, $\pi/4$ -DQPSK and 8DPSK
<b>Transfer Rate</b>	Up to 3 Mbps
<b>Number of Channel</b>	79
<b>Maximum Output Power</b>	8.76 dBm
<b>Normal Voltage</b>	3.3 Vdc
<b>Sample ID</b>	4862912

### Underwriters Laboratories Taiwan Co., Ltd.

Building B and Building E, No. 372-7, Sec. 4, Zhongxing Rd., Zhudong Township, Hsinchu County, Taiwan

Telephone :+886-2-7737-3000

Facsimile (FAX ) :+886-3-583-7948

Doc No: 17-EM-F0876 / 6.0





Note:

1. The models difference table as below:

Model	Difference
WPEQ-268AXI(BT)	Operating Temp -40~+75°C
WPEQ-268AX(BT)	Operating Temp -10~+65°C

2. The EUT contains following accessory devices.

Product	Brand	Model	Description
Antenna 1	SparkLAN	AD-506AX	-
Antenna 2	SparkLAN	AD-501AX	-
Antenna 3	SparkLAN	AD-312N	-
Antenna 4	SparkLAN	AD-509AX	-
Antenna 5	SparkLAN	AD-103AG	-
Antenna 6	SparkLAN	AD-302N	-
Antenna 7	SparkLAN	AD-303N	-
Antenna 8	SparkLAN	AD-315N	-
Antenna 9	SparkLAN	AD-507AX	-
Antenna 10	SparkLAN	AD-508AX	-
I-PEX Cable	SparkLAN	N/A	RP-SMA to I-PEX

3. The above EUT information is declared by manufacturer and for more detailed features description, please refer the manufacturer's or user's manual.

**Underwriters Laboratories Taiwan Co., Ltd.**

Building B and Building E, No. 372-7, Sec. 4, Zhongxing Rd., Zhudong Township, Hsinchu County, Taiwan

Telephone :+886-2-7737-3000

Facsimile (FAX ) :+886-3-583-7948

Doc No: 17-EM-F0876 / 6.0



## 6.2. Channel List

79 channels are provided for BT-EDR mode:

Channel	Frequency (MHz)	Channel	Frequency (MHz)	Channel	Frequency (MHz)	Channel	Frequency (MHz)
0	2402	20	2422	40	2442	60	2462
1	2403	21	2423	41	2443	61	2463
2	2404	22	2424	42	2444	62	2464
3	2405	23	2425	43	2445	63	2465
4	2406	24	2426	44	2446	64	2466
5	2407	25	2427	45	2447	65	2467
6	2408	26	2428	46	2448	66	2468
7	2409	27	2429	47	2449	67	2469
8	2410	28	2430	48	2450	68	2470
9	2411	29	2431	49	2451	69	2471
10	2412	30	2432	50	2452	70	2472
11	2413	31	2433	51	2453	71	2473
12	2414	32	2434	52	2454	72	2474
13	2415	33	2435	53	2455	73	2475
14	2416	34	2436	54	2456	74	2476
15	2417	35	2437	55	2457	75	2477
16	2418	36	2438	56	2458	76	2478
17	2419	37	2439	57	2459	77	2479
18	2420	38	2440	58	2460	78	2480
19	2421	39	2441	59	2461	-	-

### Underwriters Laboratories Taiwan Co., Ltd.

Building B and Building E, No. 372-7, Sec. 4, Zhongxing Rd., Zhudong Township, Hsinchu County, Taiwan

Telephone :+886-2-7737-3000

Facsimile (FAX ) :+886-3-583-7948

Doc No: 17-EM-F0876 / 6.0



### 6.3. Test Condition

Test Item	Test Site No.	Environmental Condition	Input Power	Test Date	Tested by
Antenna Port Conducted Measurement	SR4	23~26°C/ 60~65%RH	3.3Vdc	2022/04/29~ 2022/06/13	Mike Cai
Radiated Spurious Emission	966-2	23~26°C/ 60~65%RH	3.3Vdc	2022/04/29~ 2022/05/24	Mike Cai
AC power Line Conducted Emission	SR1	23~26°C/ 60~65%RH	120Vac/60Hz	2022/05/24~ 2022/05/24	Mike Cai

FCC Test Firm Registration Number: 498077

#### Sample Calculation:

##### Antenna Port Conducted Measurement:

- Where relevant, the follow sample calculation is provided:  
Result Value (dBm) = Reading Value (dBm) +Attenuator Factor (dB) + Cable Loss (dB).  
Example: Result Value (10dBm) = Reading Value (-2dBm) +Attenuator Factor (10dB) + Cable Loss(2dB).  
\*Test plot only shown the “Result Value”.

##### Radiated Spurious Emission:

- Where relevant, the follow sample calculation is provided:  
Result Value (dBuV/m) = Reading Value (dBuV) + Correction Factor (dB/m).  
Correction Factor (dB/m) = Antenna Factor (dB/m) + Cable Loss (dB) - Preamp Factor (dB).  
Example: Result Value (34.5dBuV/m) = Reading Value (40.1dBm) + Antenna Factor (18.7dB/m) + Cable Loss (4.2dB) - Preamp Factor (28.5dB).

##### AC power Line Conducted Emission:

- Where relevant, the follow sample calculation is provided:  
Result Value (dBuV) = Reading Value (dBuV) + Correction Factor (dB).  
Correction Factor (dB) = Insertion loss(dB) + Cable loss(dB).  
Example: Result Value (53.7dBuV) = Reading Value (35.1dBm) + Insertion loss(18.1dB) + Cable loss(0.5dB).

#### Underwriters Laboratories Taiwan Co., Ltd.

Building B and Building E, No. 372-7, Sec. 4, Zhongxing Rd., Zhudong Township, Hsinchu County, Taiwan  
Telephone :+886-2-7737-3000  
Facsimile (FAX ) :+886-3-583-7948



#### 6.4. Description of Available Antennas

Ant. No.	Transmitter Circuit	Brand Name	Model Name	Ant. Type	Frequency Band (MHz)	Maximum Gain (dBi)	Remark
1	Chain (0)+(1)	SparkLAN	AD-506AX	Dipole	2400~2483	2.65	I-PEX
					5150~5250	4.35	
					5250~5350	4.35	
					5470~5725	4.35	
					5725~5850	4.81	
					5925~6425	4.98	
					6425~6525	4.85	
					6525~6875	4.79	
2	Chain (0)+(1)	SparkLAN	AD-501AX	Dipole	2400~2483	3.7	RP-SMA
					5150~5850	5	
					5925~7125	5	
3	Chain (0)+(1)	SparkLAN	AD-312N	Dipole	2400~2483	2.65	I-PEX
					5150~5875	4.86	
4	Chain (0)+(1)	SparkLAN	AD-509AX	Dipole	2400~2483	3.7	I-PEX
					5150~5850	5	
					5925~7125	5	
5	Chain (0)+(1)	SparkLAN	AD-103AG	Dipole	2400~2483	2.02	RP-SMA
					5150~5875	2.03	
6	Chain (0)+(1)	SparkLAN	AD-302N	Dipole	2400~2483	3.14	RP-SMA
					5150~5875	2.87	
7	Chain (0)+(1)	SparkLAN	AD-303N	Dipole	2400~2483	3.14	RP-SMA
					5150~5875	3.45	
8	Chain (0)+(1)	SparkLAN	AD-315N	Dipole	2400~2483	3	I-PEX
					5150~5875	5	
9	Chain (0)+(1)	SparkLAN	AD-507AX	Dipole	2400~2483	2.67	I-PEX
					5150~5250	4.35	
					5250~5350	3.83	
					5470~5725	4.7	
					5725~5850	4.87	
					5925~6425	4.91	
					6425~6525	4.85	
					6525~6875	4.94	
10	Chain (0)+(1)	SparkLAN	AD-508AX	Dipole	2400~2483	2.67	I-PEX
					5150~5250	4.35	
					5250~5350	3.83	
					5470~5725	4.7	
					5725~5850	4.87	
					5925~6425	4.91	
					6425~6525	4.85	
					6525~6875	4.94	
					6875~7125	4.94	

- Note: 1. The above antenna information was provided from customer and for more detailed features description, please refer the manufacturer's specification or user's manual.  
2. For above antenna connector type: RP-SMA need to be combined with I-PEX cable.

#### Underwriters Laboratories Taiwan Co., Ltd.

Building B and Building E, No. 372-7, Sec. 4, Zhongxing Rd., Zhudong Township, Hsinchu County, Taiwan  
Telephone :+886-2-7737-3000  
Facsimile (FAX ) :+886-3-583-7948



## 6.5. Test Mode Applicability and Tested Channel Detail

- The fundamental of the dipole antenna was investigated in two orthogonal (lay and stand), it was determined that stand mode was worst-case. Therefore, all final radiated testing was performed with the dipole antenna in stand mode.
- For AC power line conducted emissions, the pre-scan has been determined by AC power 120Vac/60Hz (worst case)
- The antennas AD-501AX has the highest gain, the following conducted tests are all carried out using this antenna.
- The antennas AD-501AX/ AD-509AX has the same type and same gain, therefore, the highest fundamental was determined antenna AD-501AX worst-case, the Antenna AD-501AX was selected for the final radiated testing.
- The modulation and bandwidth are similar for  $\pi/4$ -DQPSK mode and 8DPSK mode, therefore investigated 8DPSK mode to representative mode in test report.
- For Antenna Port Conducted Measurement, this item includes all test value of each mode, but only includes spectrum plot of worst value of each mode.
- For below 30MHz testing, investigation was done on three antenna orientations (parallel, perpendicular, and ground-parallel), parallel and perpendicular are the worst orientations, therefore testing was performed on these two orientations only.
- For below 1 GHz radiated emission and AC power line conducted emission have performed all modes of operation were investigated and the worst-case emissions are reported.
- Pre-Scan has been conducted to determine the worst-case mode from all possible combinations between available modulations, data rates and antenna ports (if EUT with antenna diversity architecture).
- Since the DUT is a Bluetooth device, the AFH mode and non-AFH mode follow the Bluetooth timing protocol, and the same timing level has the same time interval, but the non-AFH mode has worse results, therefore only the test data of this type were recorded in this report.

Test Item	Modulation Type	Available Channel	Test Channel	Packet Type
Radiated Emissions (Above 1GHz)	GFSK	0 to 78	0,39,78	DH5
	8DPSK	0 to 78	0,39,78	3DH5
Radiated Emissions (Below 1GHz)	GFSK	0 to 78	39	DH5
AC Power Line Conducted Emission	GFSK	0 to 78	39	DH5
Antenna Port Conducted Measurement	GFSK	0 to 78	0,39,78	DH1*,DH3*,DH5
	8DPSK	0 to 78	0,39,78	3DH1*,3DH3*, 3DH5

\* Only for Dwell Time on Each Channel test

### Underwriters Laboratories Taiwan Co., Ltd.

Building B and Building E, No. 372-7, Sec. 4, Zhongxing Rd., Zhudong Township, Hsinchu County, Taiwan  
Telephone :+886-2-7737-3000  
Facsimile (FAX ) :+886-3-583-7948



Test report No. : 4790371368-US-R4-V0  
Page : 14 of 59  
Issued date : 2022/11/9  
FCC ID : RYK-WPEQ268AXB

Simultaneously transmission condition:

Condition	Technology	
1	BT-GFSK	WLAN (5GHz)
2	BT-GFSK	WLAN (6GHz)

Note: The emission of the simultaneous operation has been evaluated and no non-compliance was found.

**Underwriters Laboratories Taiwan Co., Ltd.**

Building B and Building E, No. 372-7, Sec. 4, Zhongxing Rd., Zhudong Township, Hsinchu County, Taiwan

Telephone :+886-2-7737-3000


Facsimile (FAX ) :+886-3-583-7948

Doc No: 17-EM-F0876 / 6.0



### 6.6. Duty cycle

Mode	On Time (ms)	On+Off Time (ms)	Duty Cycle	Duty Factor (dB)	VBW Set (above 1GHz)
GFSK(DH5)	2.870	3.750	0.77	1.16	510Hz
8DPSK(3DH5)	2.870	3.750	0.77	1.16	510Hz



### Underwriters Laboratories Taiwan Co., Ltd.

Building B and Building E, No. 372-7, Sec. 4, Zhongxing Rd., Zhudong Township, Hsinchu County, Taiwan

Telephone : +886-2-7737-3000

Facsimile (FAX) : +886-3-583-7948

Doc No: 17-EM-F0876 / 6.0



## 7. Test Equipment

Test Equipment List					
Equipment	Manufacturer	Model No.	Serial No.	Cal. Date	Expired date
<b>Radiated Spurious Emission</b>					
Spectrum Analyzer	Keysight	N9010A	MY56070827	2021/11/9	2022/11/8
EMI Test Receiver	Rohde & Schwarz	ESR7	101754	2021/12/10	2022/12/9
Loop Antenna	ETS lindgren	6502	00213440	2021/12/23	2022/12/22
Trilog-Broadband Antenna with 5dB Attenuator	Schwarzbeck & EMCI	VULB 9168 & N-6-05	774 & AT-N0538	2022/2/8	2023/2/7
Horn Antenna (1-18 GHz)	Schwarzbeck	BBHA 9120 D	01690	2021/12/13	2022/12/12
Horn Antenna (18-40 GHz)	Schwarzbeck	BBHA 9170	781	2021/12/17	2022/12/16
Preamplifier (30-1000 MHz)	EMCI	EMC330E	980405	2021/6/8	2022/6/7
Preamplifier (1-18 GHz)	EMCI	EMC051835BE	980406	2022/2/16	2023/2/15
Preamplifier (18-40GHz)	EMCI	EMC184040SEE	980426	2021/5/19	2022/5/18
				2022/5/17	2023/5/16
Cables	Hanyitek	K1K50-UP0264-K1K50-2500	170214-4 & 170425-2	2021/12/3	2022/12/2
Cables	Hanyitek	K1K50-UP0264-K1K50-2500	170214-1 & 170214-2	2021/12/3	2022/12/2

### Underwriters Laboratories Taiwan Co., Ltd.

Building B and Building E, No. 372-7, Sec. 4, Zhongxing Rd., Zhudong Township, Hsinchu County, Taiwan

Telephone :+886-2-7737-3000

Facsimile (FAX) :+886-3-583-7948

Doc No: 17-EM-F0876 / 6.0





Test report No. : 4790371368-US-R4-V0  
Page : 17 of 59  
Issued date : 2022/11/9  
FCC ID : RYK-WPEQ268AXB

Test Equipment List					
Equipment	Manufacturer	Model No.	Serial No.	Cal. Date	Expired date
Antenna Port Conducted Measurement					
Spectrum Analyzer	Rohde & Schwarz	FSV40	101490	2021/9/7	2022/9/6
Attenuator	EMCI	EMC-40ATK2W10	17002	2021/12/13	2022/12/12
Pulse Power Sensor	Anritsu	MA2411B	1531202	2021/12/22	2022/12/21
Power Meter	Anritsu	ML2495A	1645002	2021/12/22	2022/12/21
AC power Line Conducted Emission					
EMI Test Receiver	Rohde & Schwarz	ESR7	101753	2021/11/15	2022/11/14
Two-Line V-Network	Rohde & Schwarz	ENV216	102136	2021/8/30	2022/8/29
Impuls-Begrenzer Pulse Limiter	Rohde & Schwarz	ESH3-Z2	102219-Qt	2021/8/26	2022/8/25
Cables	TITAN	CFD200	T0732ACFD200 20A300-1	2022/3/16	2023/3/15

UL Software		
Description	Name	Version
Radiated measurement	e3	6.191211 (V6)
Conducted measurement	RF Conducted Test Tools	ver 2.4.0.620b
AC power Line Conducted Emission	EZ_EMG	UL-3A1.2

**Underwriters Laboratories Taiwan Co., Ltd.**

Building B and Building E, No. 372-7, Sec. 4, Zhongxing Rd., Zhudong Township, Hsinchu County, Taiwan

Telephone :+886-2-7737-3000

Facsimile (FAX ) :+886-3-583-7948

Doc No: 17-EM-F0876 / 6.0



## 8. Description of Test Setup

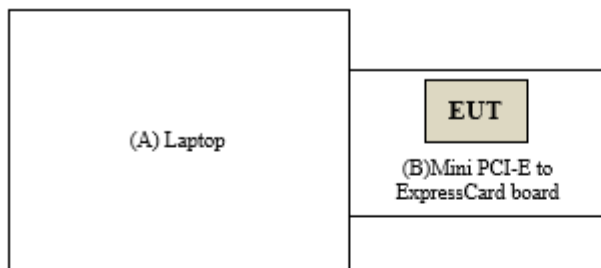
### Support Equipment

ID	Equipment	Brand Name	Model Name	S/N	Remark
A	Laptop	Dell	Latitude E6430	2MMN3X1	Provide by lab
B	Mini PCI-E to ExpressCard board	N/A	N/A	N/A	Provide by lab

### Test Setup

Controlled using a bespoke application (QRCT\_Version 4.0.00185.0) on a test Notebook. The application was used to enable a continuous transmission mode and to select the test channels, data rates, modulation schemes and power setting as required.

### Setup Diagram for Test



-----  
**Under Table**

-----  
**Remote Site**

### **Underwriters Laboratories Taiwan Co., Ltd.**

Building B and Building E, No. 372-7, Sec. 4, Zhongxing Rd., Zhudong Township, Hsinchu County, Taiwan

Telephone : +886-2-7737-3000

Facsimile (FAX) : +886-3-583-7948

Doc No: 17-EM-F0876 / 6.0



## 9. Test Results

### 9.1. Channel Bandwidth

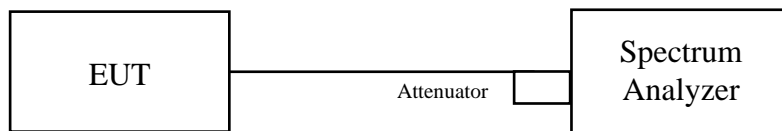
#### Requirements

For frequency hopping system operating in the 2400-2483.5MHz, If the 20dB bandwidth of hopping channel is greater than 25kHz, two-thirds 20dB bandwidth of hopping channel shall be a minimum limit for the hopping channel separation.

#### Test procedure

- Check the calibration of the measuring instrument using either an internal calibrator or a known signal from an external generator.
- Turn on the EUT and connect it to measurement instrument. Then set it to any one convenient frequency within its operating range. Set a reference level on the measuring instrument equal to the highest peak value.
- Measure the frequency difference of two frequencies that were attenuated 20dB from the reference level. Record the frequency difference as the emission bandwidth.
- Repeat above procedures until all frequencies measured were complete.

#### Test Setup



The loss between RF output port of the EUT and the input port of the Spectrum Analyzer has been taken into consideration.

### **Underwriters Laboratories Taiwan Co., Ltd.**

Building B and Building E, No. 372-7, Sec. 4, Zhongxing Rd., Zhudong Township, Hsinchu County, Taiwan

Telephone :+886-2-7737-3000

Facsimile (FAX) :+886-3-583-7948

Doc No: 17-EM-F0876 / 6.0



Test report No. : 4790371368-US-R4-V0  
Page : 20 of 59  
Issued date : 2022/11/9  
FCC ID : RYK-WPEQ268AXB

### Test Data

Mode	CH	Freq (MHz)	20dB BW (MHz)	Limit (MHz)	Result
GFSK(DH5)	0	2402	1.071	N/A	Pass
GFSK(DH5)	39	2441	1.085	N/A	Pass
GFSK(DH5)	78	2480	1.080	N/A	Pass
8DPSK(3DH5)	0	2402	1.374	N/A	Pass
8DPSK(3DH5)	39	2441	1.378	N/A	Pass
8DPSK(3DH5)	78	2480	1.377	N/A	Pass

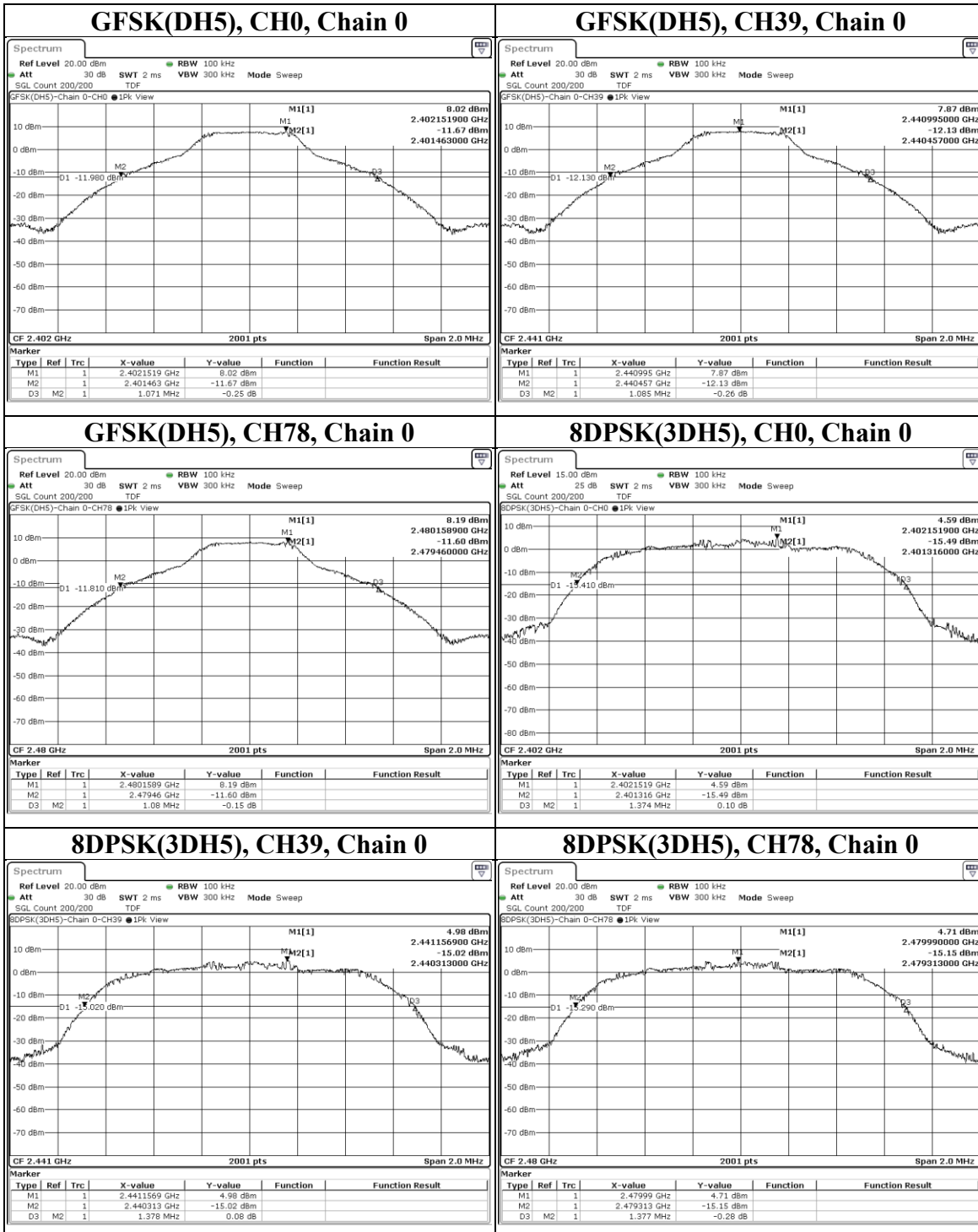
### **Underwriters Laboratories Taiwan Co., Ltd.**

Building B and Building E, No. 372-7, Sec. 4, Zhongxing Rd., Zhudong Township, Hsinchu County, Taiwan

Telephone :+886-2-7737-3000

Facsimile (FAX ) :+886-3-583-7948

Doc No: 17-EM-F0876 / 6.0



**Underwriters Laboratories Taiwan Co., Ltd.**

Building B and Building E, No. 372-7, Sec. 4, Zhongxing Rd., Zhudong Township, Hsinchu County, Taiwan

Telephone : +886-2-7737-3000

Facsimile (FAX) : +886-3-583-7948

Doc No: 17-EM-F0876 / 6.0



## 9.2. Conducted Output Power


### Requirements

The Maximum Output Power Measurement is 125mW.

### Test Procedure

A peak power sensor was used on the output port of the EUT. A power meter was used to read the response of the peak power sensor. Record the power level.

### Test Setup



The loss between RF output port of the EUT and the input port of the Power Meter has been taken into consideration.



## Test Data

### Peak Power

#### BT GFSK

Channel	Frequency (MHz)	Peak Power (mW)	Peak Power (dBm)	Limit (dBm)	Pass/Fail
0	2402	7.015	8.46	20.97	PASS
39	2441	7.516	8.76	20.97	PASS
78	2480	7.413	8.70	20.97	PASS

#### BT 8DPSK

Channel	Frequency (MHz)	Peak Power (mW)	Peak Power (dBm)	Limit (dBm)	Pass/Fail
0	2402	5.117	7.09	20.97	PASS
39	2441	5.61	7.49	20.97	PASS
78	2480	5.636	7.51	20.97	PASS

### Average Power (Reference Only)

#### BT GFSK

Channel	Frequency (MHz)	Average Power (mW)	Average Power (dBm)
0	2402	6.761	8.30
39	2441	7.161	8.55
78	2480	7.129	8.53

#### BT 8DPSK

Channel	Frequency (MHz)	Average Power (mW)	Average Power (dBm)
0	2402	2.685	4.29
39	2441	2.924	4.66
78	2480	2.985	4.75

## Underwriters Laboratories Taiwan Co., Ltd.

Building B and Building E, No. 372-7, Sec. 4, Zhongxing Rd., Zhudong Township, Hsinchu County, Taiwan

Telephone :+886-2-7737-3000

Facsimile (FAX) :+886-3-583-7948

Doc No: 17-EM-F0876 / 6.0



### 9.3. Hopping Channel Separation

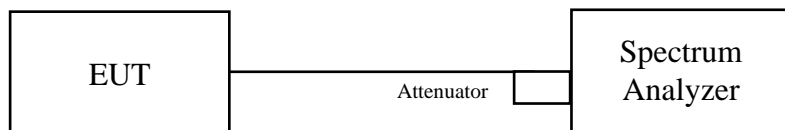
#### Requirements

At least 25kHz or two-third of 20dB hopping channel bandwidth (whichever is greater).

#### Test procedure

- Check the calibration of the measuring instrument using either an internal calibrator or a known signal from an external generator.
- Turn on the EUT and connect it to measurement instrument. Then set it to any one convenient frequency within its operating range.
- By using the MaxHold function record the separation of two adjacent channels.
- Measure the frequency difference of these two adjacent channels by SA MARK function. And then plot the result on SA screen.

#### Test Setup



The loss between RF output port of the EUT and the input port of the Spectrum Analyzer has been taken into consideration.





**Test Data**

Mode	CH	Freq (MHz)	Channel Separation (MHz)	> Limit (MHz)
GFSK(DH5)	0	2402	1	0.714
GFSK(DH5)	39	2441	0.999	0.723
GFSK(DH5)	78	2480	1.002	0.72
8DPSK(3DH5)	0	2402	1	0.916
8DPSK(3DH5)	39	2441	1.002	0.919
8DPSK(3DH5)	78	2480	1	0.918

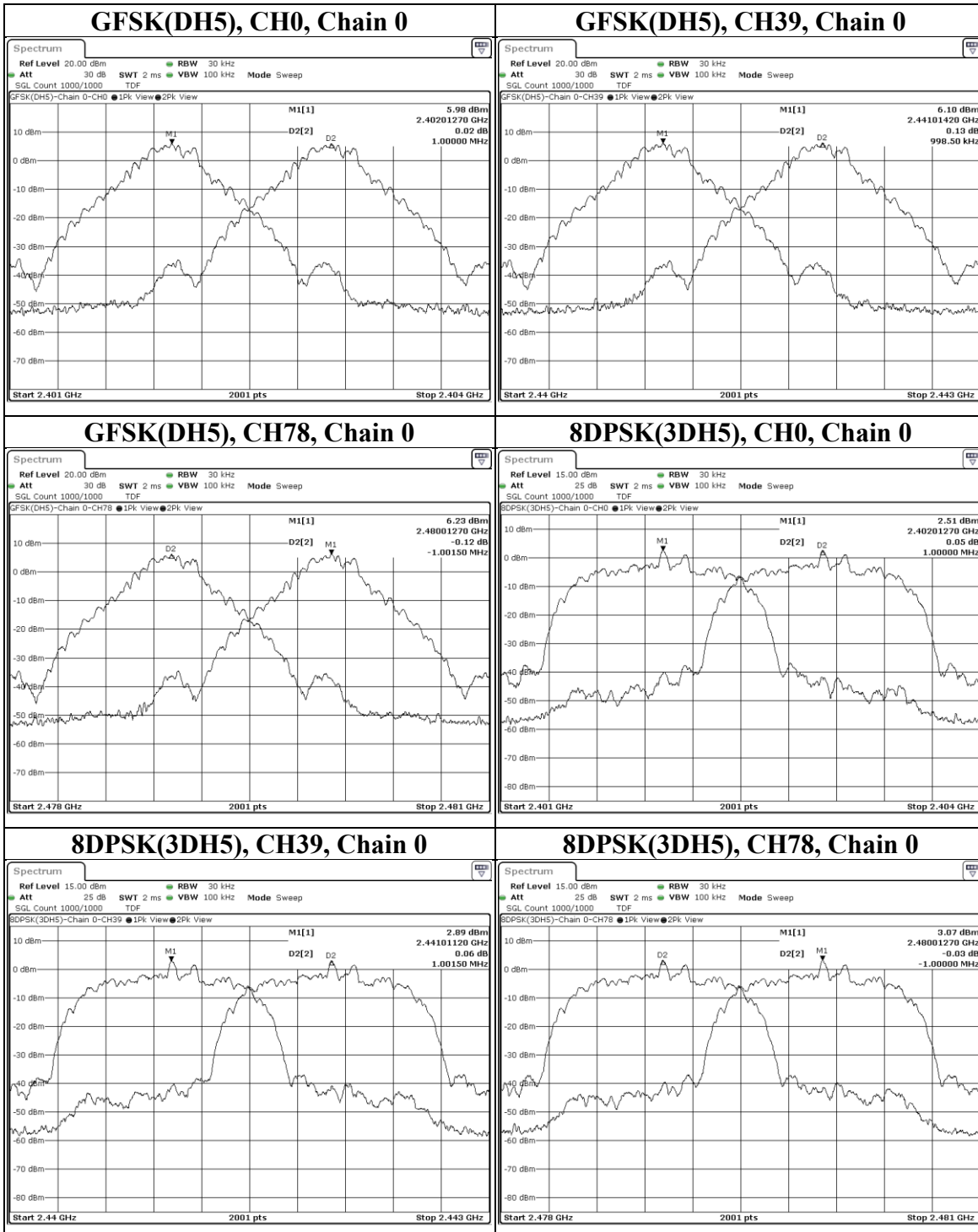
**Underwriters Laboratories Taiwan Co., Ltd.**

Building B and Building E, No. 372-7, Sec. 4, Zhongxing Rd., Zhudong Township, Hsinchu County, Taiwan

Telephone :+886-2-7737-3000

Facsimile (FAX ) :+886-3-583-7948

Doc No: 17-EM-F0876 / 6.0



**Underwriters Laboratories Taiwan Co., Ltd.**

Building B and Building E, No. 372-7, Sec. 4, Zhongxing Rd., Zhudong Township, Hsinchu County, Taiwan

Telephone : +886-2-7737-3000

Facsimile (FAX) : +886-3-583-7948

Doc No: 17-EM-F0876 / 6.0



## 9.4. Number of Hopping Frequency Used

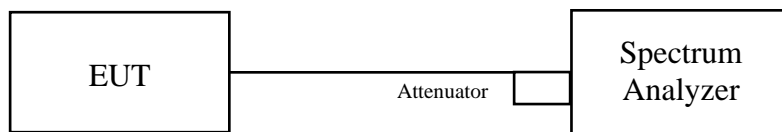
### Requirements

At least 15 channels frequencies, and should be equally spaced.

### Test procedure

- Check the calibration of the measuring instrument (SA) using either an internal calibrator or a known signal from an external generator.
- Turn on the EUT and connect its antenna terminal to measurement via a low loss cable. Then set it to any one measured frequency within its operating range and make sure the instrument is operated in its linear range.
- Set the SA on MaxHold Mode, and then keep the EUT in hopping mode. Record all the signals from each channel until each one has been recorded.
- Set the SA on View mode and then plot the result on SA screen.
- Repeat above procedures until all frequencies measured were complete.

### Test Setup



The loss between RF output port of the EUT and the input port of the Spectrum Analyzer has been taken into consideration.

### **Underwriters Laboratories Taiwan Co., Ltd.**

Building B and Building E, No. 372-7, Sec. 4, Zhongxing Rd., Zhudong Township, Hsinchu County, Taiwan

Telephone :+886-2-7737-3000

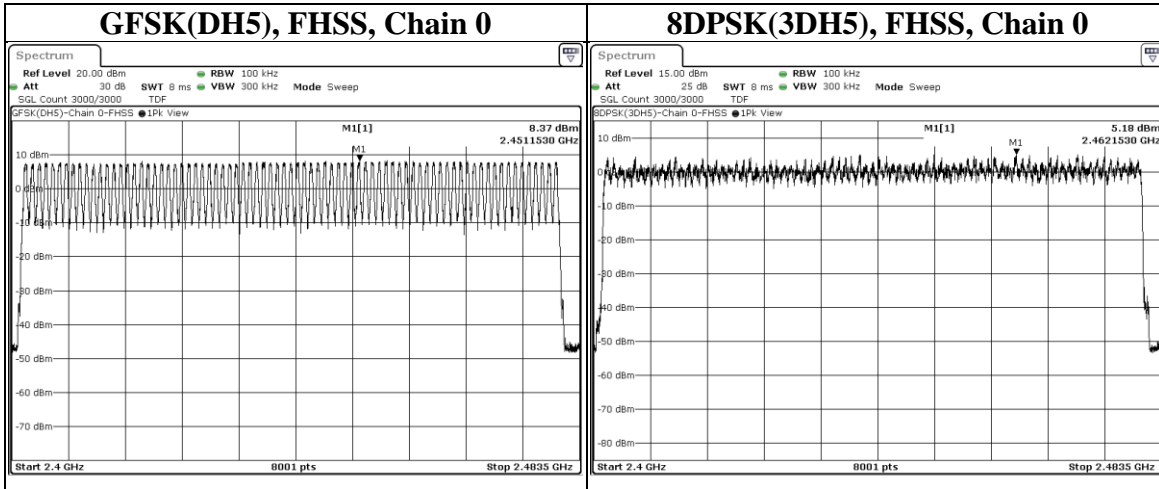
Facsimile (FAX ) :+886-3-583-7948

Doc No: 17-EM-F0876 / 6.0



## Test Data

There are 79 hopping frequencies in the hopping mode. On the plots, it shows that the hopping frequencies are equally spaced.



## Underwriters Laboratories Taiwan Co., Ltd.

Building B and Building E, No. 372-7, Sec. 4, Zhongxing Rd., Zhudong Township, Hsinchu County, Taiwan

Telephone :+886-2-7737-3000

Facsimile (FAX ) :+886-3-583-7948

Doc No: 17-EM-F0876 / 6.0



## 9.5. Dwell Time on Each Channel

### Requirements

The average time of occupancy on any channel shall not be greater than 0.4 seconds within a period of 0.4 seconds multiplied by the number of hopping channels employed.

### Test procedure

- Check the calibration of the measuring instrument (SA) using either an internal calibrator or a known signal from an external generator.
- Turn on the EUT and connect its antenna terminal to measurement via a low loss cable. Then set it to any one measured frequency within its operating range and make sure the instrument is operated in its linear range.
- Adjust the center frequency of SA on any frequency be measured and set SA to zero span mode. And then, set RBW and VBW of spectrum analyzer to proper value.
- Measure the time duration of one transmission on the measured frequency. And then plot the result with time difference of this time duration.
- Repeat above procedures until all different time-slot modes have been completed.
- Measure the maximum time duration of one single pulse.

A Period Time = (channel number)\*0.4

For normal mode:

DH1 Time Slot: Reading \* (1600/2)\*31.6/(channel number)

DH3 Time Slot: Reading \* (1600/4)\*31.6/(channel number)

DH5 Time Slot: Reading \* (1600/6)\*31.6/(channel number)

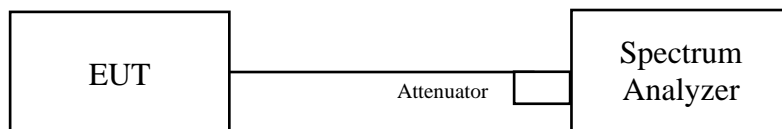
For AFH mode:

DH1 Time Slot: Reading \* (800/2)\*31.6/(channel number)

DH3 Time Slot: Reading \* (800/4)\*31.6/(channel number)

DH5 Time Slot: Reading \* (800/6)\*31.6/(channel number)

### Test Setup



The loss between RF output port of the EUT and the input port of the Spectrum Analyzer has been taken into consideration.

### **Underwriters Laboratories Taiwan Co., Ltd.**

Building B and Building E, No. 372-7, Sec. 4, Zhongxing Rd., Zhudong Township, Hsinchu County, Taiwan

Telephone :+886-2-7737-3000

Facsimile (FAX ) :+886-3-583-7948

Doc No: 17-EM-F0876 / 6.0



### Test Data

Mode	Freq (MHz)	Length of transmission time (ms)	Dwell Time (ms)	Limit (ms)	Result
GFSK(DH1)	2441	0.365	116.800	400	Pass
GFSK(DH3)	2441	1.625	260.000	400	Pass
GFSK(DH5)	2441	2.865	305.600	400	Pass
8DPSK(3DH1)	2441	0.375	120.000	400	Pass
8DPSK(3DH3)	2441	1.625	260.000	400	Pass
8DPSK(3DH5)	2441	2.865	305.600	400	Pass

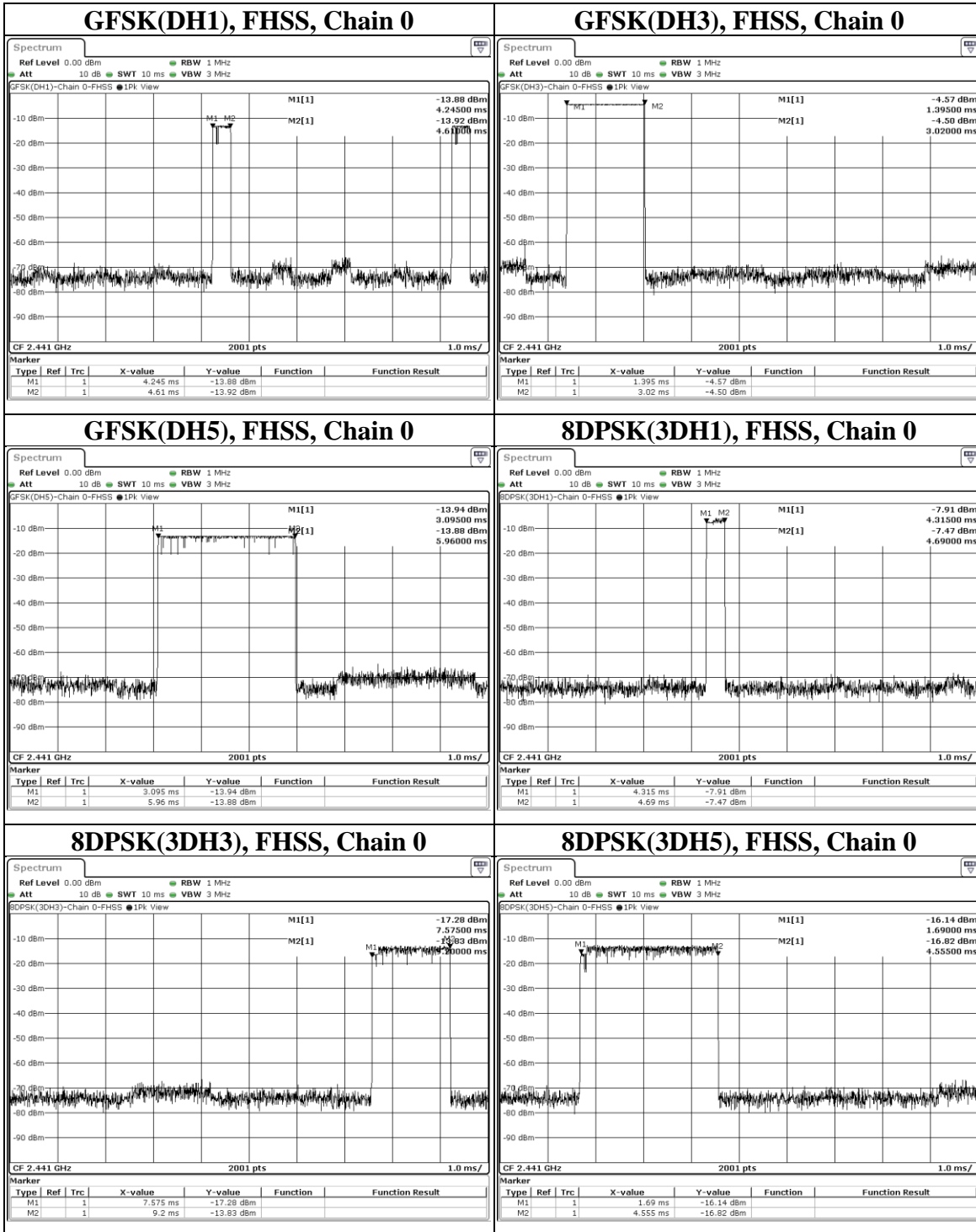
### **Underwriters Laboratories Taiwan Co., Ltd.**

Building B and Building E, No. 372-7, Sec. 4, Zhongxing Rd., Zhudong Township, Hsinchu County, Taiwan

Telephone :+886-2-7737-3000

Facsimile (FAX ) :+886-3-583-7948

Doc No: 17-EM-F0876 / 6.0



**Underwriters Laboratories Taiwan Co., Ltd.**

Building B and Building E, No. 372-7, Sec. 4, Zhongxing Rd., Zhudong Township, Hsinchu County, Taiwan

Telephone :+886-2-7737-3000

Facsimile (FAX) :+886-3-583-7948



## 9.6. Conducted Out of Band Emission

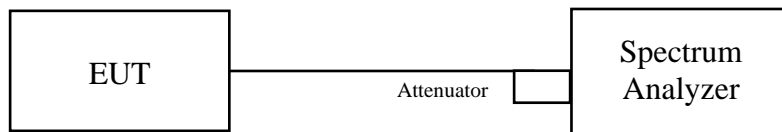
### Requirements

In any 100 kHz bandwidth outside the frequency band in which the spread spectrum or digitally modulated intentional radiator is operating, the radio frequency power that is produced by the intentional radiator shall be at least 20 dB below that in the 100 kHz bandwidth within the band that contains the highest level of the desired power, based on either an RF conducted or a radiated measurement, provided the transmitter demonstrates compliance with the peak conducted power limits. If the transmitter complies with the conducted power limits based on the use of RMS averaging over a time interval, as permitted under paragraph (b) (3) of this section, the attenuation required under this paragraph shall be 30 dB instead of 20 dB. Attenuation below the general limits specified in §15.209 (a) is not required.

### Test procedure

The transmitter output was connected to the spectrum analyzer via a low loss cable. Set both RBW and VBW of spectrum analyzer to 100 kHz and 300 kHz with suitable frequency span including 100 MHz bandwidth from band edge. The band edges was measured and recorded.

### Test Setup



The loss between RF output port of the EUT and the input port of the Spectrum Analyzer has been taken into consideration.

### **Underwriters Laboratories Taiwan Co., Ltd.**

Building B and Building E, No. 372-7, Sec. 4, Zhongxing Rd., Zhudong Township, Hsinchu County, Taiwan

Telephone :+886-2-7737-3000

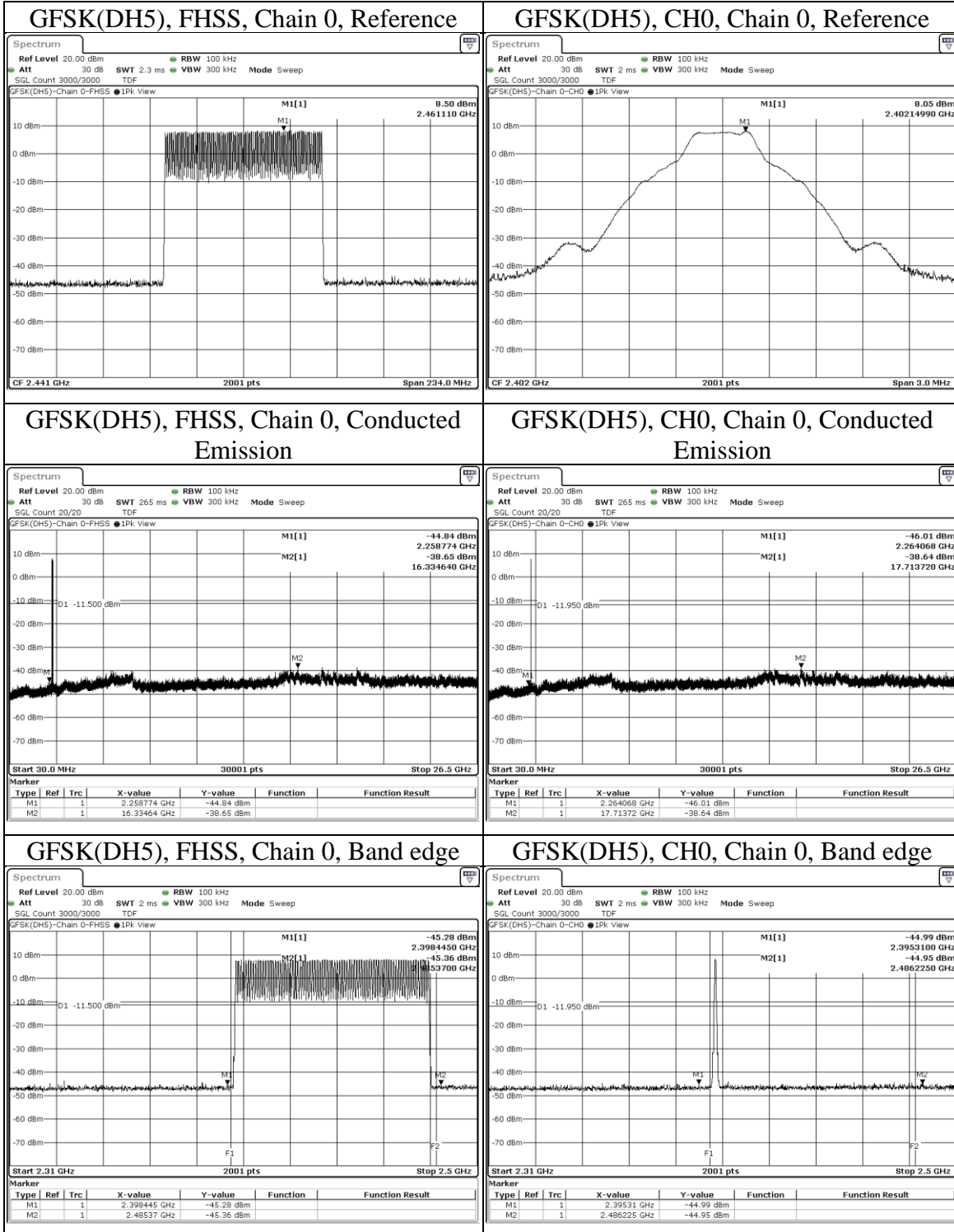
Facsimile (FAX ) :+886-3-583-7948

Doc No: 17-EM-F0876 / 6.0





**Test Data**

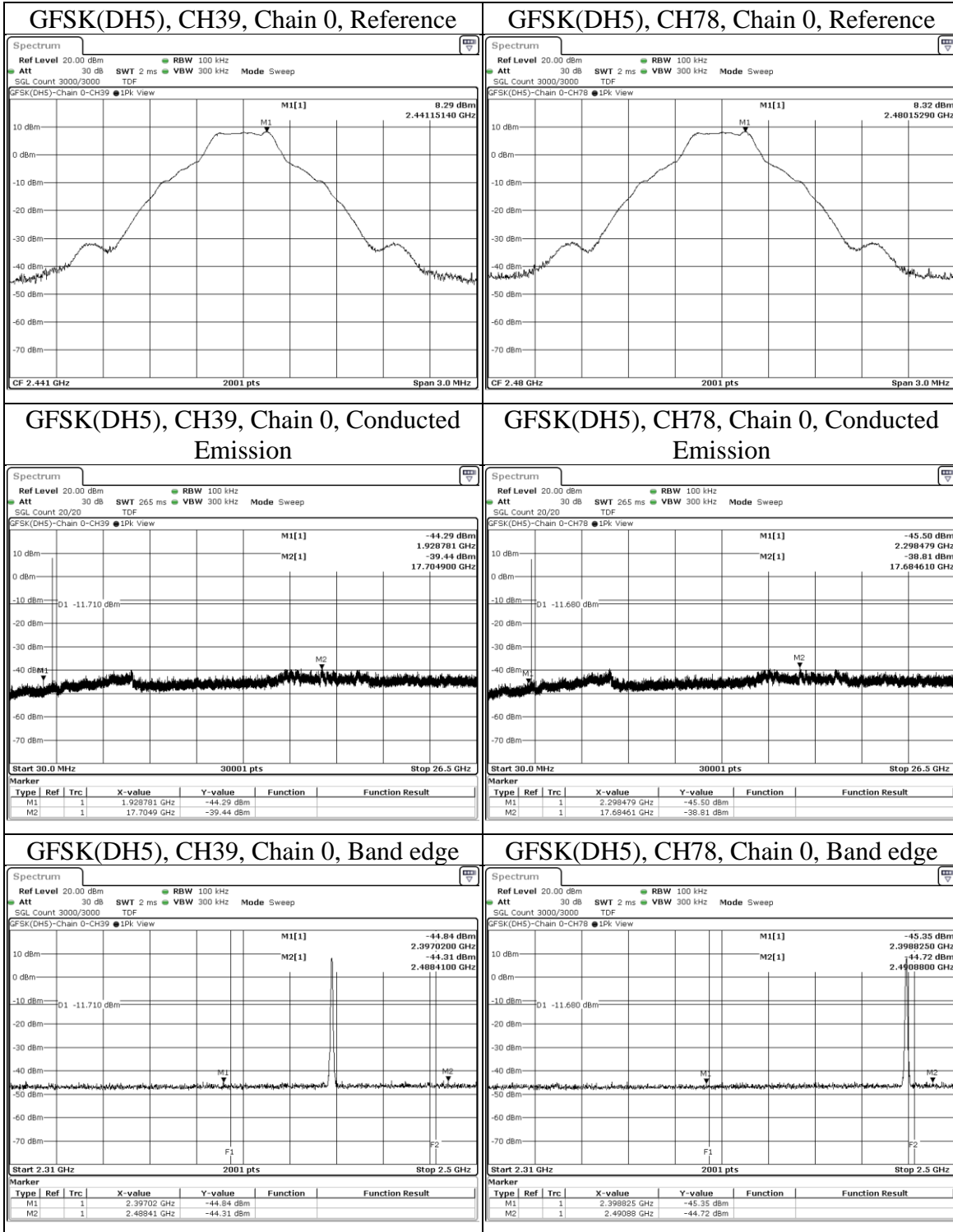


**Underwriters Laboratories Taiwan Co., Ltd.**

Building B and Building E, No. 372-7, Sec. 4, Zhongxing Rd., Zhudong Township, Hsinchu County, Taiwan

Telephone : +886-2-7737-3000

Facsimile (FAX) : +886-3-583-7948



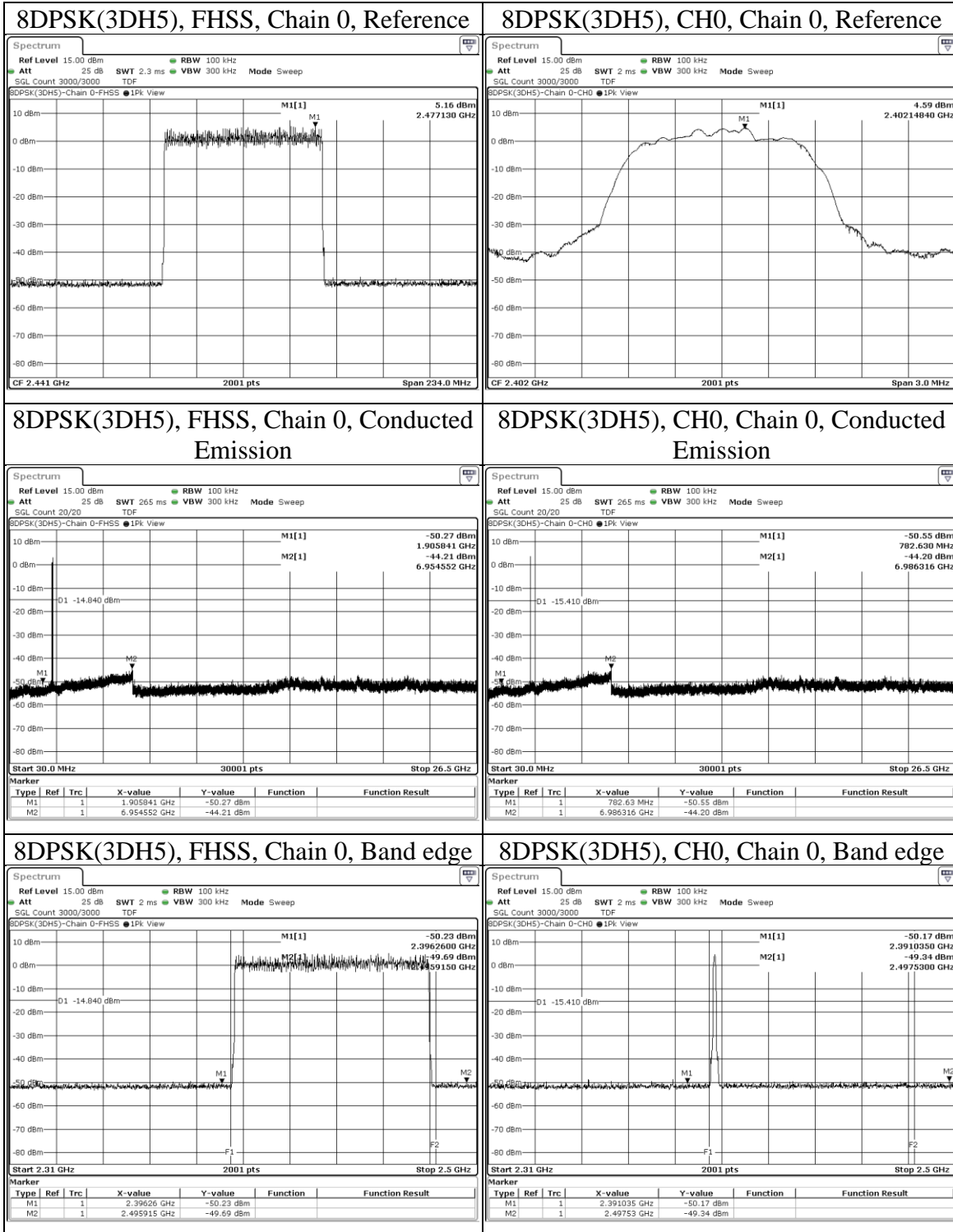
**Underwriters Laboratories Taiwan Co., Ltd.**

Building B and Building E, No. 372-7, Sec. 4, Zhongxing Rd., Zhudong Township, Hsinchu County, Taiwan

Telephone : +886-2-7737-3000

Facsimile (FAX) : +886-3-583-7948

Doc No: 17-EM-F0876 / 6.0



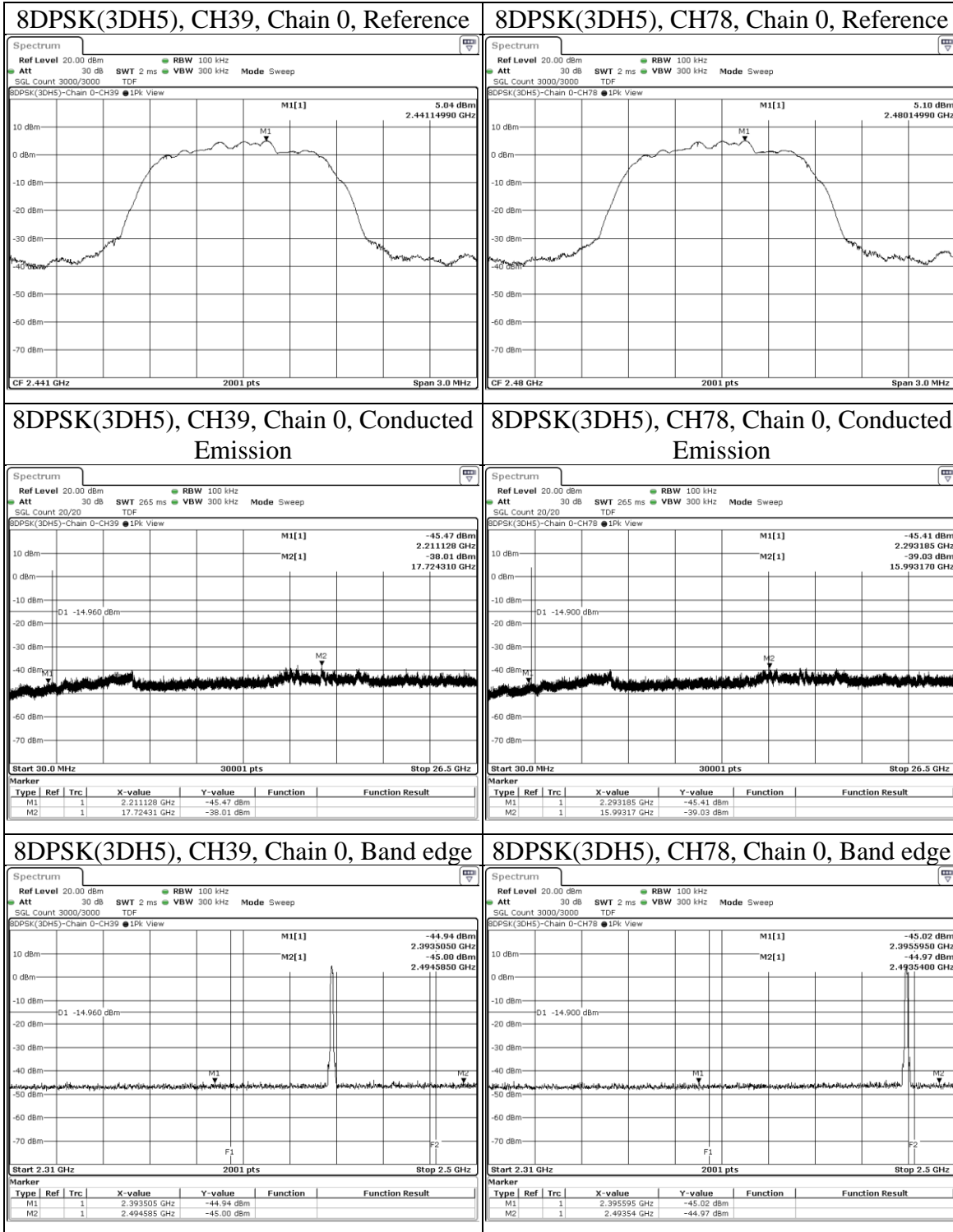
**Underwriters Laboratories Taiwan Co., Ltd.**

Building B and Building E, No. 372-7, Sec. 4, Zhongxing Rd., Zhudong Township, Hsinchu County, Taiwan

Telephone : +886-2-7737-3000

Facsimile (FAX) : +886-3-583-7948

Doc No: 17-EM-F0876 / 6.0



**Underwriters Laboratories Taiwan Co., Ltd.**

Building B and Building E, No. 372-7, Sec. 4, Zhongxing Rd., Zhudong Township, Hsinchu County, Taiwan

Telephone : +886-2-7737-3000

Facsimile (FAX) : +886-3-583-7948



## 9.7. Radiated Spurious Emission

### Requirements

Radiated emissions which fall in the restricted bands must comply with the radiated emission limits specified as below table. Other emissions shall be at least 20dB below the highest level of the desired power:

Frequency(MHz)	Field strength (microvolts/meter)	Measurement distance (meters)
0.009-0.490	2400/F(kHz)	300
0.490-1.705	24000/F(kHz)	30
1.705-30.0	30	30
30-88	100	3
88-216	150	3
216-960	200	3
Above 960	500	3

**NOTE:**

1. The lower limit shall apply at the transition frequencies.
2. Emission level (dBuV/m) = 20 log Emission level (uV/m).
3. For frequencies above 1000MHz, the field strength limits are based on average detector, however, the peak field strength of any emission shall not exceed the maximum permitted average limits, specified above by more than 20dB under any condition of modulation.

### **Underwriters Laboratories Taiwan Co., Ltd.**

Building B and Building E, No. 372-7, Sec. 4, Zhongxing Rd., Zhudong Township, Hsinchu County, Taiwan

Telephone :+886-2-7737-3000

Facsimile (FAX ) :+886-3-583-7948

Doc No: 17-EM-F0876 / 6.0



## **Test Procedures**

[For 9 kHz ~ 30 MHz]

- a. The EUT was placed on the top of a rotating table 0.8 meters above the ground at a 3 meter chamber room. The table was rotated 360 degrees to determine the position of the highest radiation.
- b. The EUT was set 3 meters away from the interference-receiving antenna, which was mounted on the top of a variable-height antenna tower.
- c. Parallel, perpendicular, and ground-parallel orientations of the antenna are set to make the measurement.
- d. For each suspected emission, the EUT was arranged to its worst case and the rotatable table was turned from 0 degrees to 360 degrees to find the maximum reading.
- e. For measurement below 30MHz, the initial step in collecting conducted emission data is a spectrum analyzer peak detector mode pre-scanning the measurement frequency range. Significant peaks are then marked and then Quasi Peak detector mode re-measured. If the emission level of the EUT measured by the peak detector is lower than the applicable limit, the peak emission level will be reported. Otherwise, the emission measurement will be repeated using the quasi-peak detector and reported.

NOTE:

1. The resolution bandwidth and video bandwidth of test receiver/spectrum analyzer is 9kHz at frequency below 30MHz.

[For above 30 MHz]

- a. The EUT was placed on the top of a rotating table 0.8 meters (for 30MHz ~ 1GHz) / 1.5 meters (for above 1GHz) above the ground at 3 meter chamber room for test. The table was rotated 360 degrees to determine the position of the highest radiation.
- b. The EUT was set 3 meters away from the interference-receiving antenna, which was mounted on the top of a variable-height antenna tower.
- c. The height of antenna is varied from one meter to four meters above the ground to determine the maximum value of the field strength. Both horizontal and vertical polarizations of the antenna are set to make the measurement.
- d. For each suspected emission, the EUT was arranged to its worst case and then the antenna was tuned to heights from 1 meter to 4 meters and the rotatable table was turned from 0 degrees to 360 degrees to find the maximum reading.
- e. For measurement below 1GHz, the initial step in collecting conducted emission data is a spectrum analyzer peak detector mode pre-scanning the measurement frequency range. Significant peaks are then marked and then Quasi Peak detector mode re-measured. If the emission level of the EUT measured by the peak detector is lower than the applicable limit, the peak emission level will be reported. Otherwise, the emission measurement will be repeated using the quasi-peak detector and reported.
- f. The test-receiver system was set to peak and average detects function and specified bandwidth with maximum hold mode when the test frequency is above 1 GHz. If the peak reading value also meets average limit, measurement with the average detector is unnecessary.

## **Underwriters Laboratories Taiwan Co., Ltd.**

Building B and Building E, No. 372-7, Sec. 4, Zhongxing Rd., Zhudong Township, Hsinchu County, Taiwan

Telephone :+886-2-7737-3000

Facsimile (FAX) :+886-3-583-7948

Doc No: 17-EM-F0876 / 6.0



Note:

1. The resolution bandwidth and video bandwidth of test receiver/spectrum analyzer is 120kHz for Quasi-peak detection (QP) at frequency below 1GHz.
2. The resolution bandwidth of test receiver/spectrum analyzer is 1 MHz and the video bandwidth is 3 MHz for Peak detection (PK) at frequency above 1GHz.
3. The resolution bandwidth of test receiver/spectrum analyzer is 1MHz and the video bandwidth is  $\geq 1/T$  (Duty cycle < 98%) or 10Hz (Duty cycle  $\geq 98\%$ ) for Average detection (AV) at frequency above 1GHz.

Configuration	Average	
	RBW	VBW
Bluetooth	1MHz	Refer to section 6.6 for duty cycle

4. All modes of operation were investigated (includes all external accessories) and the worst-case emissions are reported, the other emission levels were low against the limit.
5. Test data of Result value (dBuV/m) = Reading value (dBuV/m) + Correction Factor (dB/m).
6. Test data of Margin(dB) = Result value (dBuV/m) - Limit value (dBuV/m).
7. Test data of Correction Factor (dB/m) = Antenna Factor (dB/m) + Cable Loss (dB) - Preamp Factor (dB).
8. Test data of Notation "@" = Fundamental Frequency
9. Test data of Notation "\*" = The peak result under 20 dB above and complies with AVG limit, AVG result is deemed to comply with AVG limit.

**Underwriters Laboratories Taiwan Co., Ltd.**

Building B and Building E, No. 372-7, Sec. 4, Zhongxing Rd., Zhudong Township, Hsinchu County, Taiwan

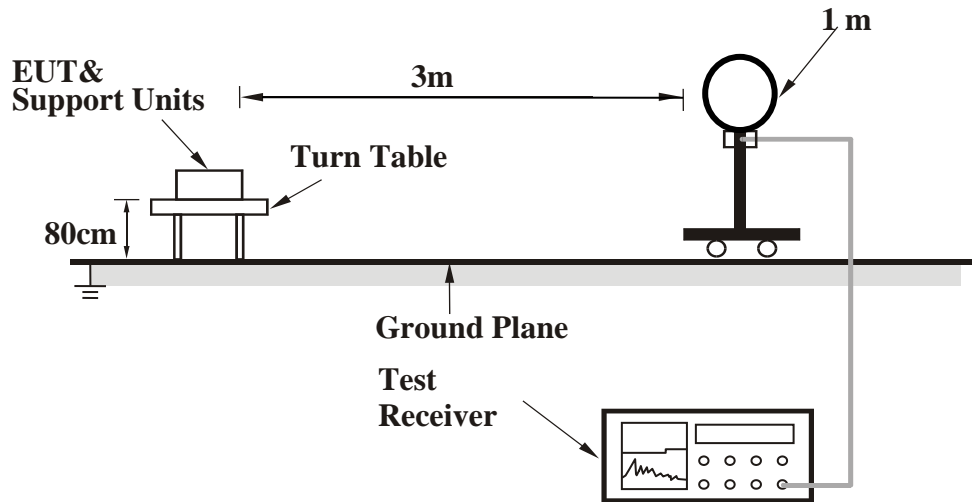
Telephone :+886-2-7737-3000

Facsimile (FAX ) :+886-3-583-7948

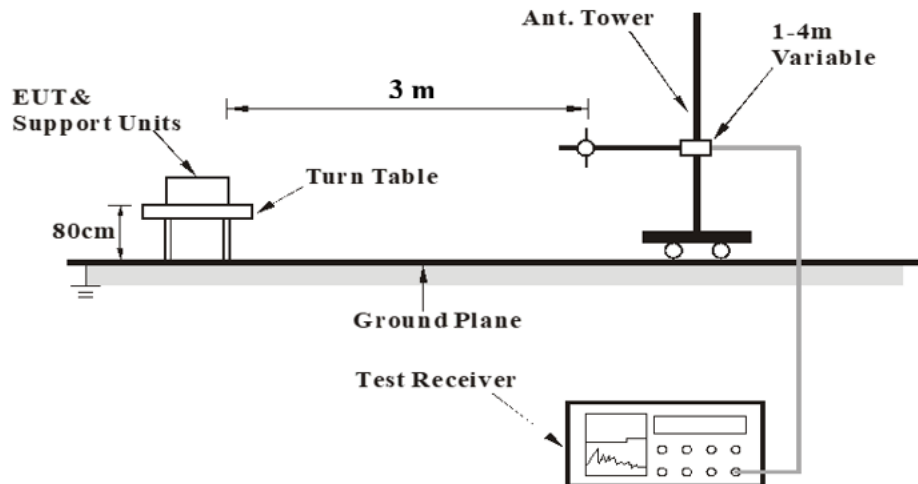
Doc No: 17-EM-F0876 / 6.0

### Test Setup

<Frequency Range 9 kHz ~ 30 MHz>



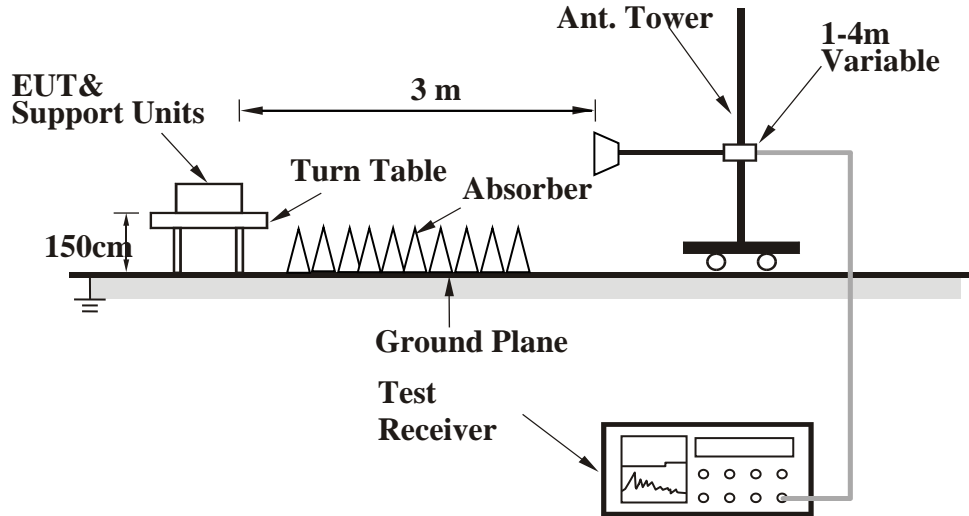
<Frequency Range 30 MHz ~ 1 GHz >







<Frequency Range above 1 GHz>



For the actual test configuration, please refer to the Setup Configurations.



## Test Data

### Above 1 GHz

Mode	GFSK	Channel	0
------	------	---------	---

Polarization	Notation	Frequency	Reading	Correct	Result	Limit	Margin	Remark
		(MHz)	(dBuV)	(dB/m)	(dBuV/m)	(dBuV/m)	(dB)	
Horizontal		2375.36	41.03	5.85	46.88	74	-27.12	PK
		2389.61	29.67	5.82	35.49	54	-18.51	AVG
	@	2402	90.25	5.8	96.05	N/A	N/A	PK
	@	2402	90.12	5.8	95.92	N/A	N/A	AVG
	*	4804	36.41	2.33	38.74	74	-35.26	PK
Vertical		2325.2	33.51	5.87	39.38	54	-14.62	AVG
		2381.44	41.75	5.83	47.58	74	-26.42	PK
	@	2402	100.8	5.8	106.6	N/A	N/A	PK
	@	2402	100.49	5.8	106.29	N/A	N/A	AVG
	*	4804	36.56	2.33	38.89	74	-35.11	PK

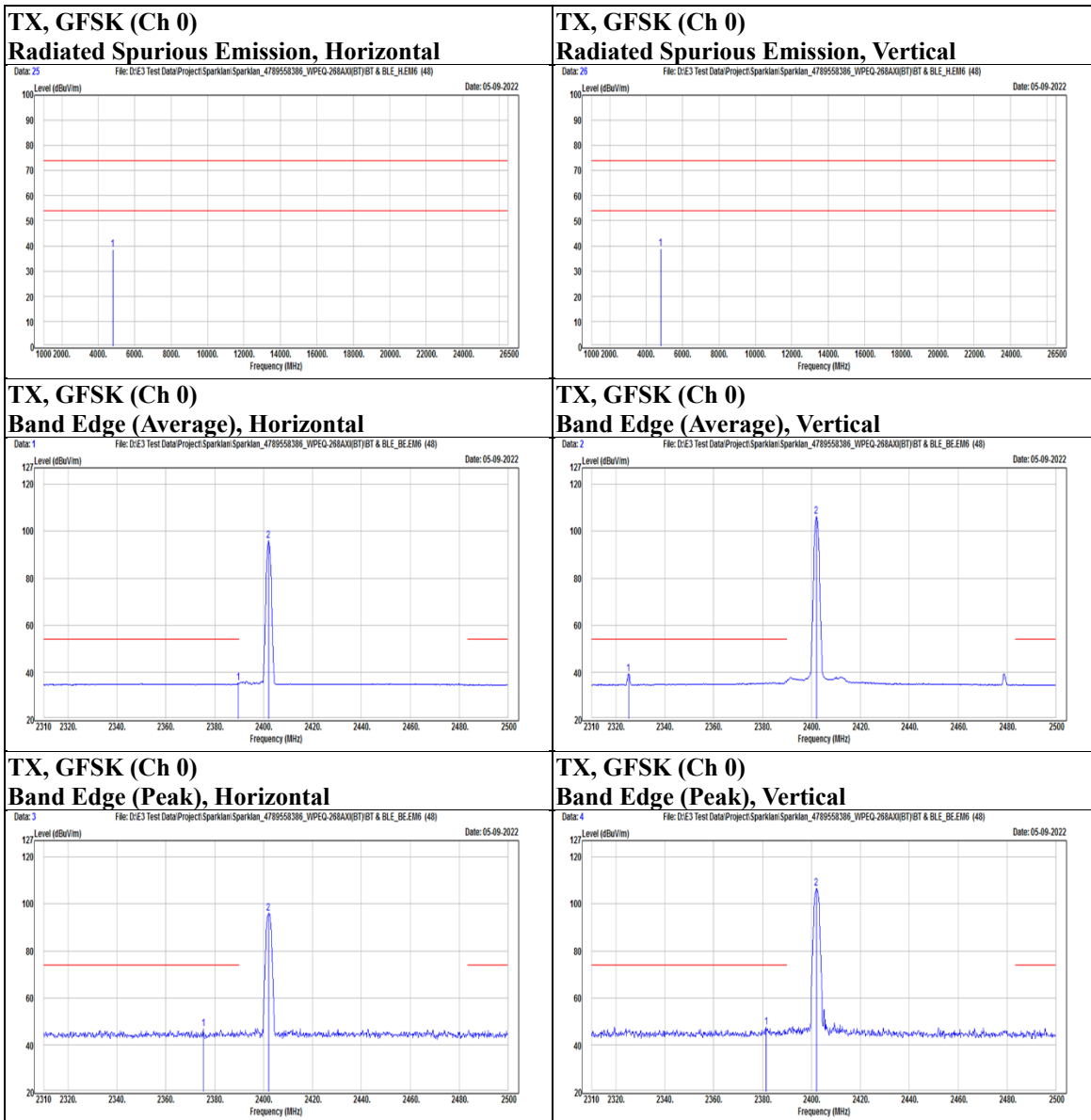
## Underwriters Laboratories Taiwan Co., Ltd.

Building B and Building E, No. 372-7, Sec. 4, Zhongxing Rd., Zhudong Township, Hsinchu County, Taiwan

Telephone :+886-2-7737-3000

Facsimile (FAX) :+886-3-583-7948

Doc No: 17-EM-F0876 / 6.0





Mode	GFSK	Channel	39
------	------	---------	----

Polarization	Notation	Frequency	Reading	Correct	Result	Limit	Margin	Remark
		(MHz)	(dBuV)	(dB/m)	(dBuV/m)	(dBuV/m)	(dB)	
Horizontal		2389.99	41.47	5.82	47.29	74	-26.71	PK
		2389.99	29.56	5.82	35.38	54	-18.62	AVG
	@	2441	90.78	5.94	96.72	N/A	N/A	PK
	@	2441	90.2	5.94	96.14	N/A	N/A	AVG
		2484.04	29.01	5.68	34.69	54	-19.31	AVG
		2484.99	41.74	5.67	47.41	74	-26.59	PK
	*	4882	36.42	2.41	38.83	74	-35.17	PK
Vertical		2313.8	42.26	5.85	48.11	74	-25.89	PK
		2364.34	34.3	5.87	40.17	54	-13.83	AVG
	@	2441	100.73	5.94	106.67	N/A	N/A	PK
	@	2441	100.28	5.94	106.22	N/A	N/A	AVG
		2486.13	29.01	5.67	34.68	54	-19.32	AVG
		2488.22	40.56	5.65	46.21	74	-27.79	PK
	*	4882	36.11	2.41	38.52	74	-35.48	PK

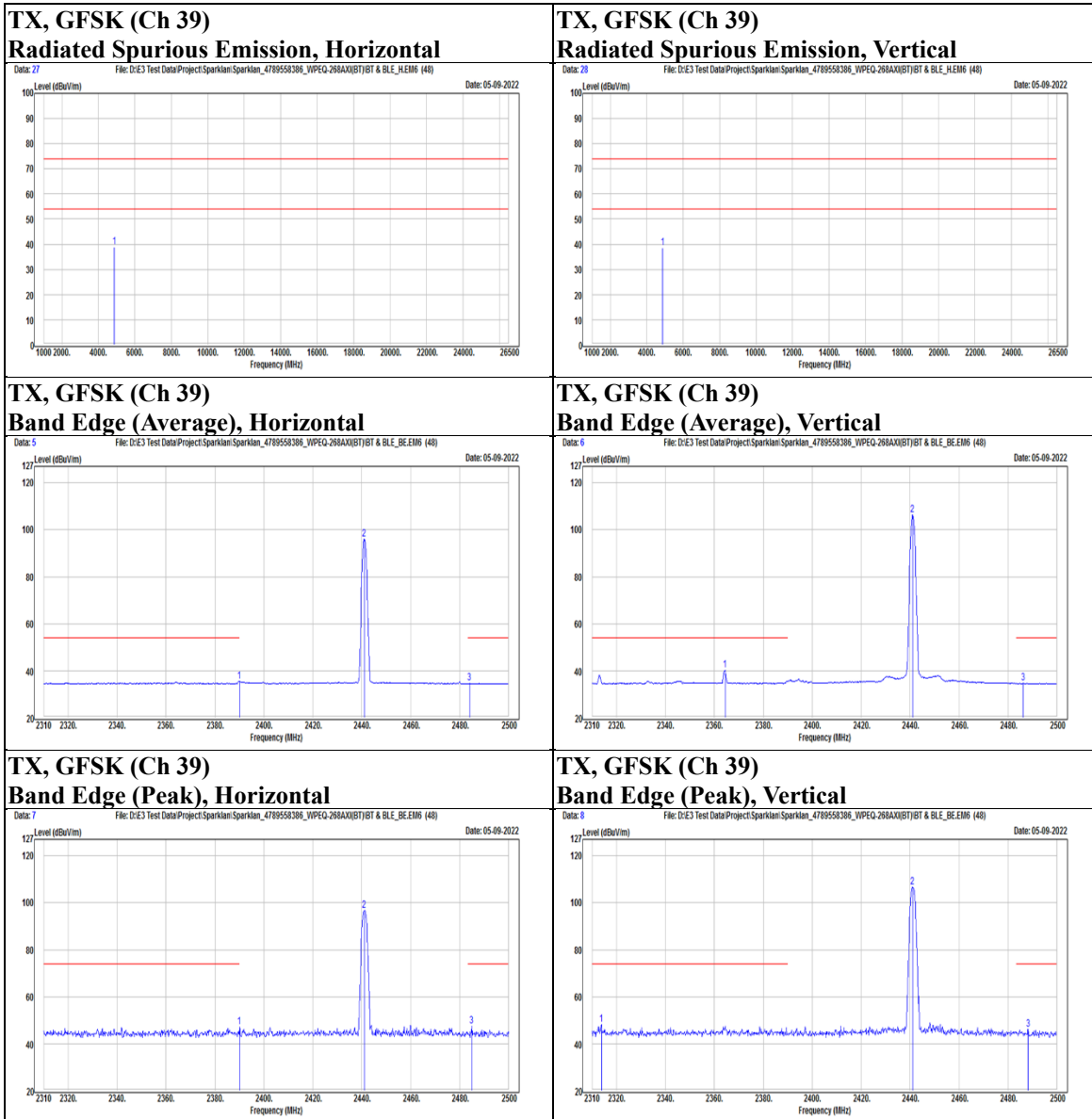
**Underwriters Laboratories Taiwan Co., Ltd.**

Building B and Building E, No. 372-7, Sec. 4, Zhongxing Rd., Zhudong Township, Hsinchu County, Taiwan

Telephone :+886-2-7737-3000

Facsimile (FAX ) :+886-3-583-7948

Doc No: 17-EM-F0876 / 6.0





Test report No. : 4790371368-US-R4-V0  
Page : 46 of 59  
Issued date : 2022/11/9  
FCC ID : RYK-WPEQ268AXB

Mode	GFSK	Channel	78
------	------	---------	----

Polarization	Notation	Frequency	Reading	Correct	Result	Limit	Margin	Remark
		(MHz)	(dBuV)	(dB/m)	(dBuV/m)	(dBuV/m)	(dB)	
Horizontal	@	2480	84.32	5.72	90.04	N/A	N/A	PK
	@	2480	84.16	5.72	89.88	N/A	N/A	AVG
		2484.23	28.96	5.68	34.64	54	-19.36	AVG
		2488.79	41	5.64	46.64	74	-27.36	PK
	*	4960	36.1	2.43	38.53	74	-35.47	PK
Vertical	@	2480	99.88	5.72	105.6	N/A	N/A	PK
	@	2480	99.78	5.72	105.5	N/A	N/A	AVG
		2489.93	31.96	5.63	37.59	54	-16.41	AVG
		2490.12	42.05	5.63	47.68	74	-26.32	PK
	*	4960	37.66	2.43	40.09	74	-33.91	PK

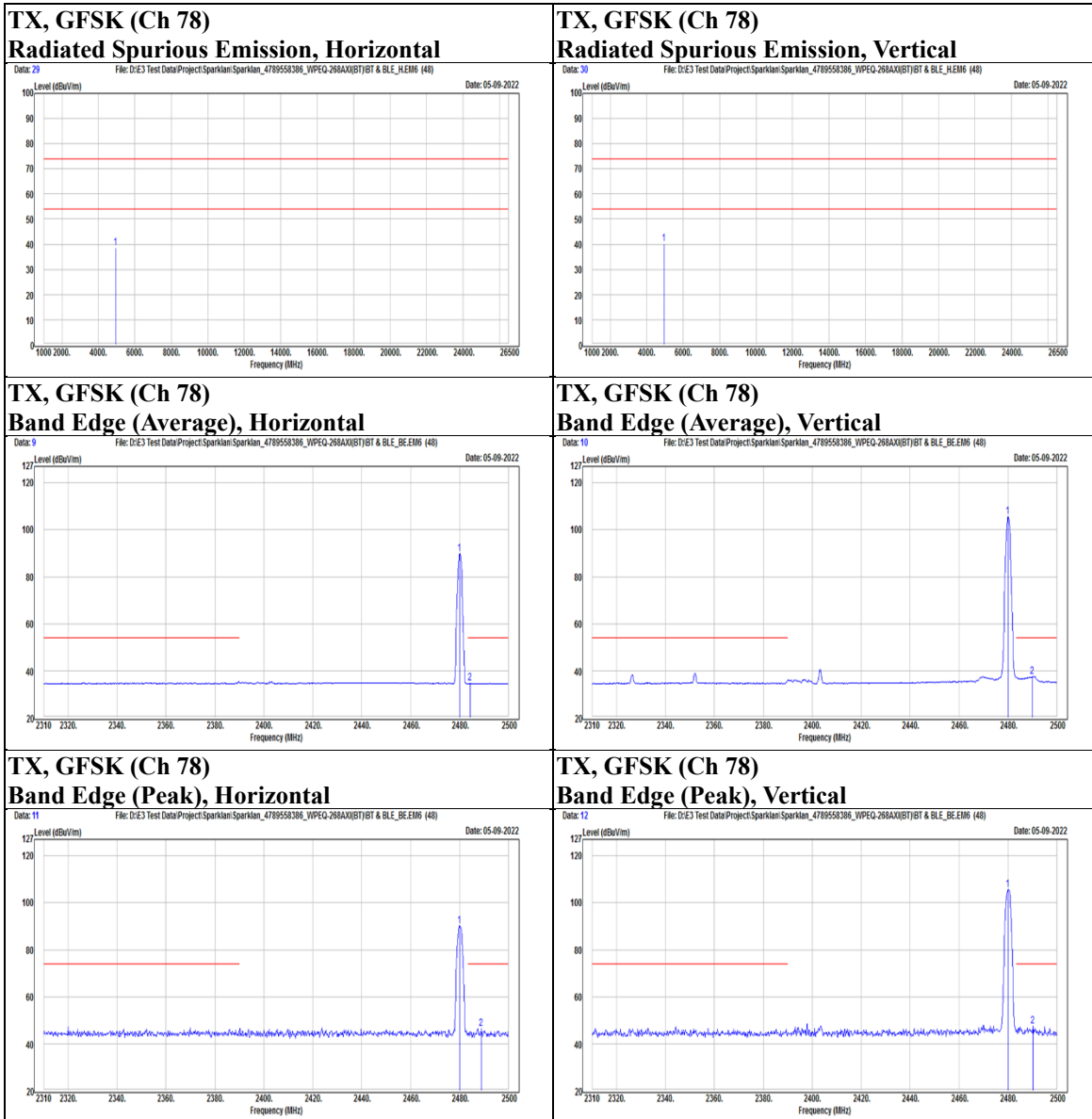
**Underwriters Laboratories Taiwan Co., Ltd.**

Building B and Building E, No. 372-7, Sec. 4, Zhongxing Rd., Zhudong Township, Hsinchu County, Taiwan

Telephone :+886-2-7737-3000

Facsimile (FAX ) :+886-3-583-7948

Doc No: 17-EM-F0876 / 6.0





Test report No. : 4790371368-US-R4-V0  
Page : 48 of 59  
Issued date : 2022/11/9  
FCC ID : RYK-WPEQ268AXB

Mode	8DPSK	Channel	0
------	-------	---------	---

Polarization	Notation	Frequency	Reading	Correct	Result	Limit	Margin	Remark
		(MHz)	(dBuV)	(dB/m)	(dBuV/m)	(dBuV/m)	(dB)	
Horizontal		2333.18	41.8	5.88	47.68	74	-26.32	PK
		2389.8	29.11	5.82	34.93	54	-19.07	AVG
	@	2402	87.69	5.8	93.49	N/A	N/A	PK
	@	2402	84.54	5.8	90.34	N/A	N/A	AVG
	*	4804	35.81	2.33	38.14	74	-35.86	PK
Vertical		2325.2	31.31	5.87	37.18	54	-16.82	AVG
		2341.92	41.45	5.9	47.35	74	-26.65	PK
	@	2402	98.42	5.8	104.22	N/A	N/A	PK
	@	2402	95.36	5.8	101.16	N/A	N/A	AVG
	*	4804	36.41	2.33	38.74	74	-35.26	PK

**Underwriters Laboratories Taiwan Co., Ltd.**

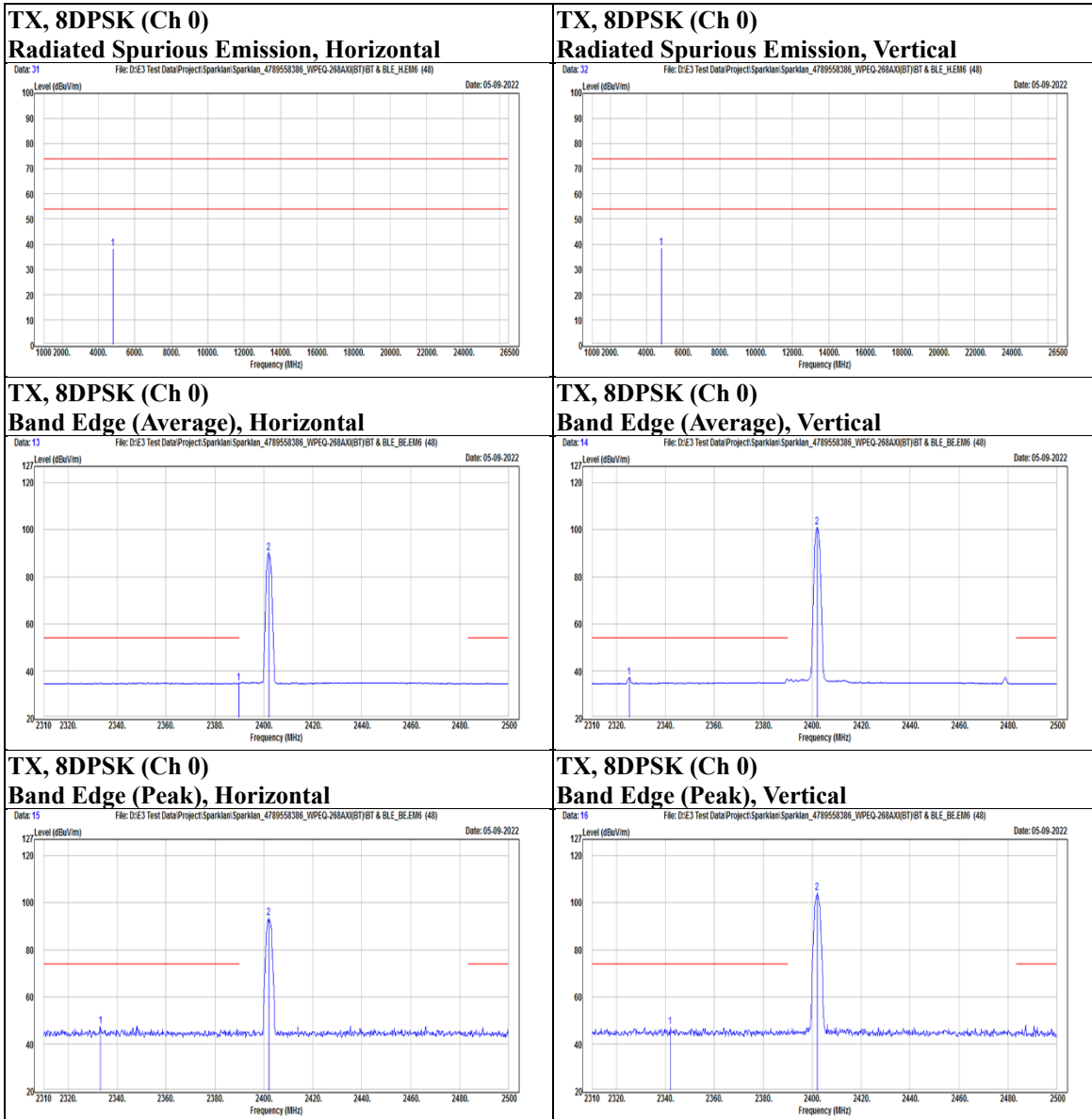
Building B and Building E, No. 372-7, Sec. 4, Zhongxing Rd., Zhudong Township, Hsinchu County, Taiwan

Telephone :+886-2-7737-3000

Facsimile (FAX ) :+886-3-583-7948

Doc No: 17-EM-F0876 / 6.0







Mode	8DPSK	Channel	39
------	-------	---------	----

Polarization	Notation	Frequency	Reading	Correct	Result	Limit	Margin	Remark
		(MHz)	(dBuV)	(dB/m)	(dBuV/m)	(dBuV/m)	(dB)	
Horizontal		2336.79	42.1	5.89	47.99	74	-26.01	PK
		2389.8	29.17	5.82	34.99	54	-19.01	AVG
	@	2441	88.03	5.94	93.97	N/A	N/A	PK
	@	2441	84.59	5.94	90.53	N/A	N/A	AVG
		2489.74	28.98	5.63	34.61	54	-19.39	AVG
		2490.69	40.84	5.62	46.46	74	-27.54	PK
	*	4882	35.57	2.41	37.98	74	-36.02	PK
Vertical		2363.96	31.9	5.87	37.77	54	-16.23	AVG
		2388.66	41.6	5.82	47.42	74	-26.58	PK
	@	2441	98.93	5.94	104.87	N/A	N/A	PK
	@	2441	95.42	5.94	101.36	N/A	N/A	AVG
		2485.56	41.74	5.67	47.41	74	-26.59	PK
		2489.74	29.04	5.63	34.67	54	-19.33	AVG
	*	4882	35.24	2.41	37.65	74	-36.35	PK

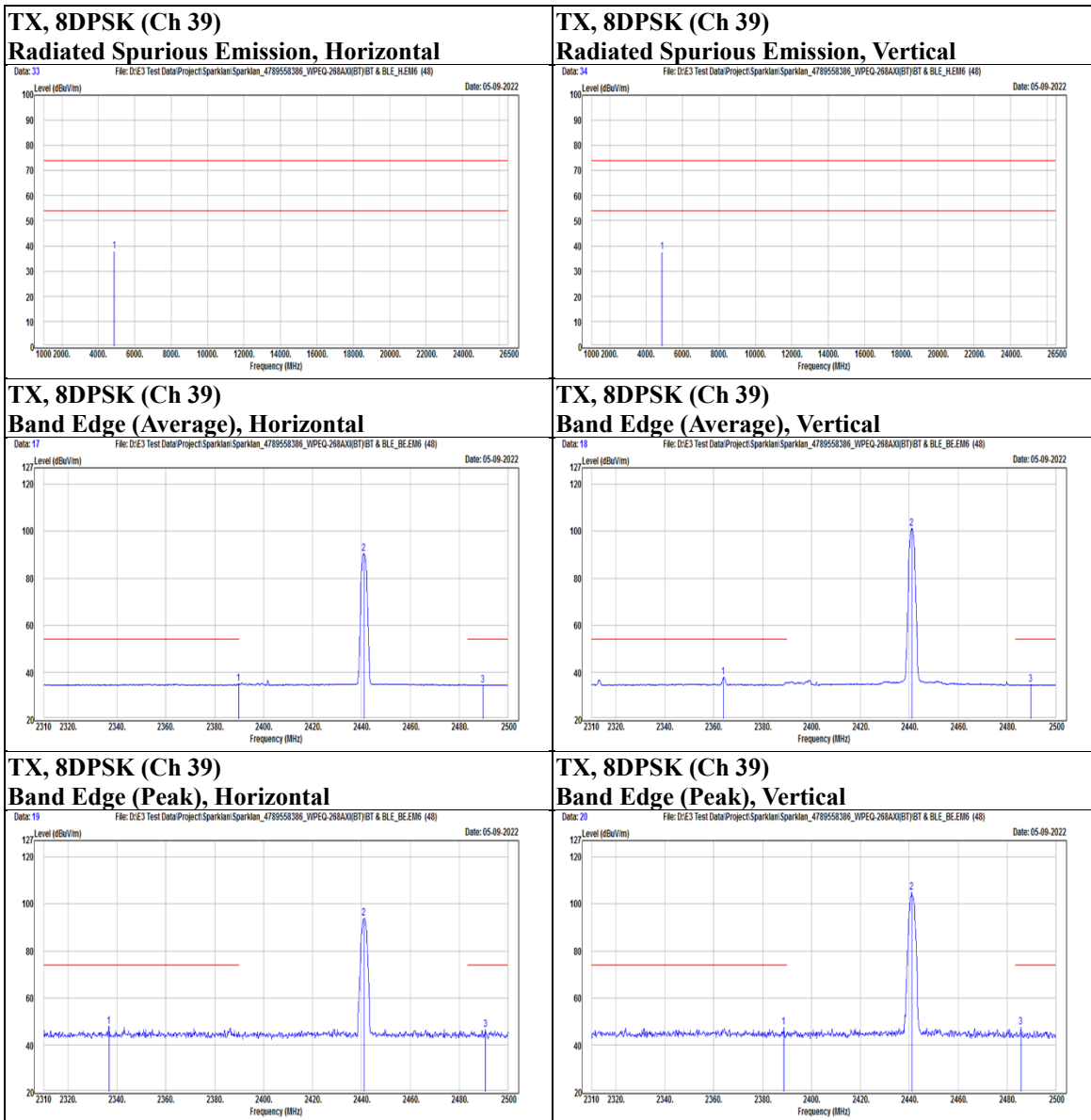
**Underwriters Laboratories Taiwan Co., Ltd.**

Building B and Building E, No. 372-7, Sec. 4, Zhongxing Rd., Zhudong Township, Hsinchu County, Taiwan

Telephone :+886-2-7737-3000

Facsimile (FAX ) :+886-3-583-7948

Doc No: 17-EM-F0876 / 6.0





Test report No. : 4790371368-US-R4-V0  
Page : 52 of 59  
Issued date : 2022/11/9  
FCC ID : RYK-WPEQ268AXB

Mode	8DPSK	Channel	78
------	-------	---------	----

Polarization	Notation	Frequency	Reading	Correct	Result	Limit	Margin	Remark
		(MHz)	(dBuV)	(dB/m)	(dBuV/m)	(dBuV/m)	(dB)	
Horizontal	@	2480	82.03	5.72	87.75	N/A	N/A	PK
	@	2480	78.82	5.72	84.54	N/A	N/A	AVG
		2490.88	40.13	5.62	45.75	74	-28.25	PK
		2493.16	29.03	5.61	34.64	54	-19.36	AVG
	*	4960	36.23	2.43	38.66	74	-35.34	PK
Vertical	@	2480	97.92	5.72	103.64	N/A	N/A	PK
	@	2480	94.88	5.72	100.6	N/A	N/A	AVG
		2484.04	30.06	5.68	35.74	54	-18.26	AVG
		2491.64	40.73	5.62	46.35	74	-27.65	PK
	*	4960	36.13	2.43	38.56	74	-35.44	PK

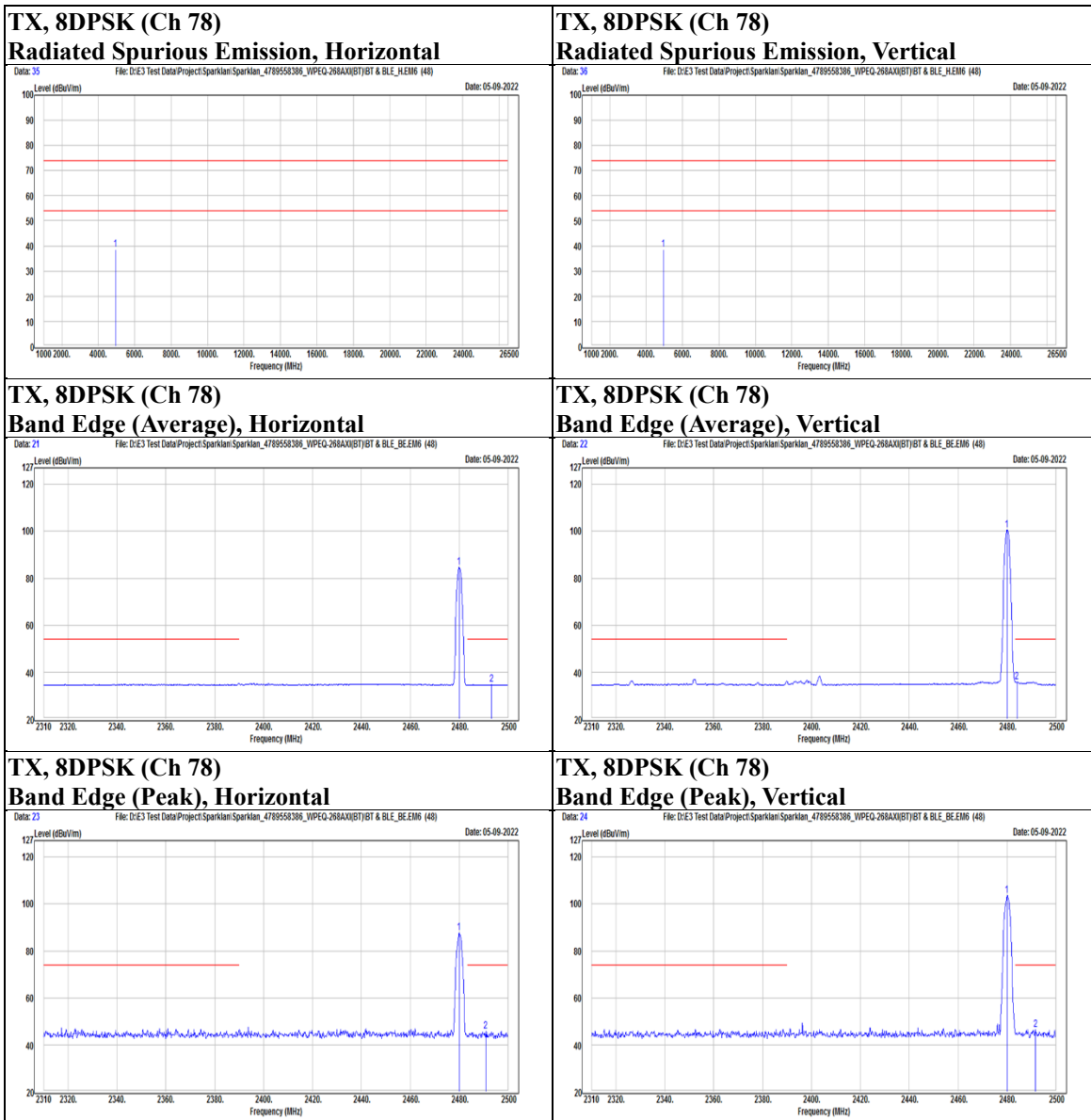
**Underwriters Laboratories Taiwan Co., Ltd.**

Building B and Building E, No. 372-7, Sec. 4, Zhongxing Rd., Zhudong Township, Hsinchu County, Taiwan

Telephone :+886-2-7737-3000

Facsimile (FAX ) :+886-3-583-7948

Doc No: 17-EM-F0876 / 6.0

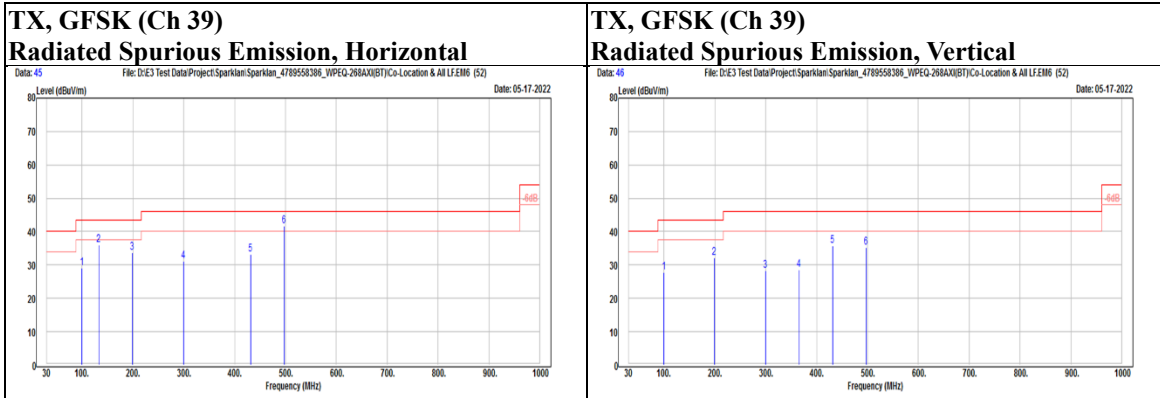




**Below 1 GHz**

Mode	GFSK	Channel	39
------	------	---------	----

Polarization	Notation	Frequency	Reading	Correct	Result	Limit	Margin	Remark
		(MHz)	(dBuV)	(dB/m)	(dBuV/m)	(dBuV/m)	(dB)	
Horizontal		99.84	45.6	-16.47	29.13	43.5	-14.37	PK
		132.82	49.05	-12.95	36.1	43.5	-7.4	PK
		198.78	47.6	-13.93	33.67	43.5	-9.83	QP
		299.66	41.22	-9.99	31.23	46	-14.77	PK
		431.58	39.53	-6.25	33.28	46	-12.72	PK
		497.54	46.55	-4.86	41.69	46	-4.31	PK
Vertical		99.84	44.25	-16.47	27.78	43.5	-15.72	PK
		198.78	46.15	-13.93	32.22	43.5	-11.28	PK
		299.66	38.19	-9.99	28.2	46	-17.8	PK
		365.62	36.63	-8.04	28.59	46	-17.41	PK
		431.58	42.12	-6.25	35.87	46	-10.13	PK
		497.54	40.1	-4.86	35.24	46	-10.76	QP



**Underwriters Laboratories Taiwan Co., Ltd.**

Building B and Building E, No. 372-7, Sec. 4, Zhongxing Rd., Zhudong Township, Hsinchu County, Taiwan

Telephone :+886-2-7737-3000

Facsimile (FAX ) :+886-3-583-7948



### 9 kHz ~ 30 MHz Data:

For 9 kHz to 30 MHz radiated emission have performed all modes of operation were investigated. The amplitude of spurious emissions attenuated more than 20 dB below the permissible value is not required to be report.

No non-compliance noted:

### **KDB 414788 D01 OATS and Chamber Correlation Justification**

- Base on FCC 15.31 (f) (2): measurements may be performed at a distance closer than that specified in the regulations; however, an attempt should be made to avoid making measurements in the near field.

- OATs and chamber correlation testing had been performed and chamber measured test results is the worst case test result.

Although these tests were performed other than open area test site, adequate comparison measurements were confirmed against 30m open area test site. Therefore sufficient tests were made to demonstrate that the alternative site produces results that correlate with the ones of tests made in an open field based on KDB 414788.

### **Underwriters Laboratories Taiwan Co., Ltd.**

Building B and Building E, No. 372-7, Sec. 4, Zhongxing Rd., Zhudong Township, Hsinchu County, Taiwan

Telephone :+886-2-7737-3000

Facsimile (FAX ) :+886-3-583-7948

Doc No: 17-EM-F0876 / 6.0



## 9.8. AC Power Line Conducted Emission

### Requirements

Frequency (MHz)	Conducted limit (dB $\mu$ V)	
	Quasi-peak	Average
0.15 - 0.5	66 - 56	56 - 46
0.50 - 5.0	56	46
5.0 - 30	60	50

Note:

1. The lower limit shall apply at the transition frequencies.
2. The limit decreases in line with the logarithm of the frequency in the range of 0.15 to 0.50MHz.

### Test Procedures

- a. The EUT was placed 0.4 meters from the conducting wall of the shielded room with EUT being connected to the power mains through a line impedance stabilization network (LISN). Other support units were connected to the power mains through another LISN. The two LISNs provide 50 ohm/ 50uH of coupling impedance for the measuring instrument.
- b. Both lines of the power mains connected to the EUT were checked for maximum conducted interference.
- c. The frequency range from 150kHz to 30MHz was searched. Emission levels under (Limit - 20dB) was not recorded.

NOTE:

1. The resolution bandwidth and video bandwidth of test receiver is 9kHz for quasi-peak detection (QP) and average detection (AV) at frequency 0.15MHz-30MHz.
2. All modes of operation were investigated (includes all external accessories) and the worst-case emissions are reported, the other emission levels were low against the limit.
3. Test data of Result value (dB $\mu$ V) = Reading value (dB $\mu$ V) + Correction Factor (dB).
4. Test data of Margin(dB) = Result value (dB $\mu$ V) - Limit value (dB $\mu$ V).
5. Test data of Correction Factor (dB) = Insertion loss(dB) + Cable loss(dB).

### **Underwriters Laboratories Taiwan Co., Ltd.**

Building B and Building E, No. 372-7, Sec. 4, Zhongxing Rd., Zhudong Township, Hsinchu County, Taiwan

Telephone :+886-2-7737-3000

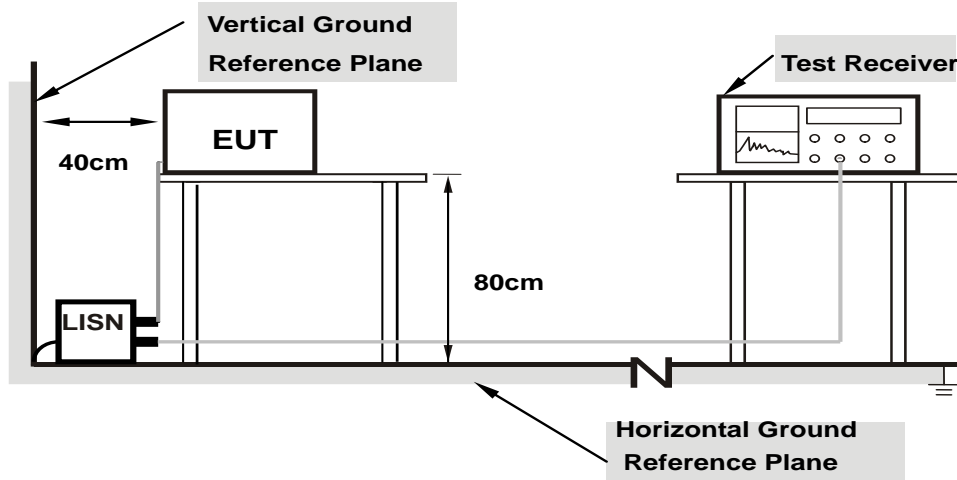
Facsimile (FAX ) :+886-3-583-7948

Doc No: 17-EM-F0876 / 6.0





## Test Setup



**Note: 1.Support units were connected to second LISN.**

For the actual test configuration, please refer to the Setup Configurations.

### **Underwriters Laboratories Taiwan Co., Ltd.**

Building B and Building E, No. 372-7, Sec. 4, Zhongxing Rd., Zhudong Township, Hsinchu County, Taiwan

Telephone :+886-2-7737-3000

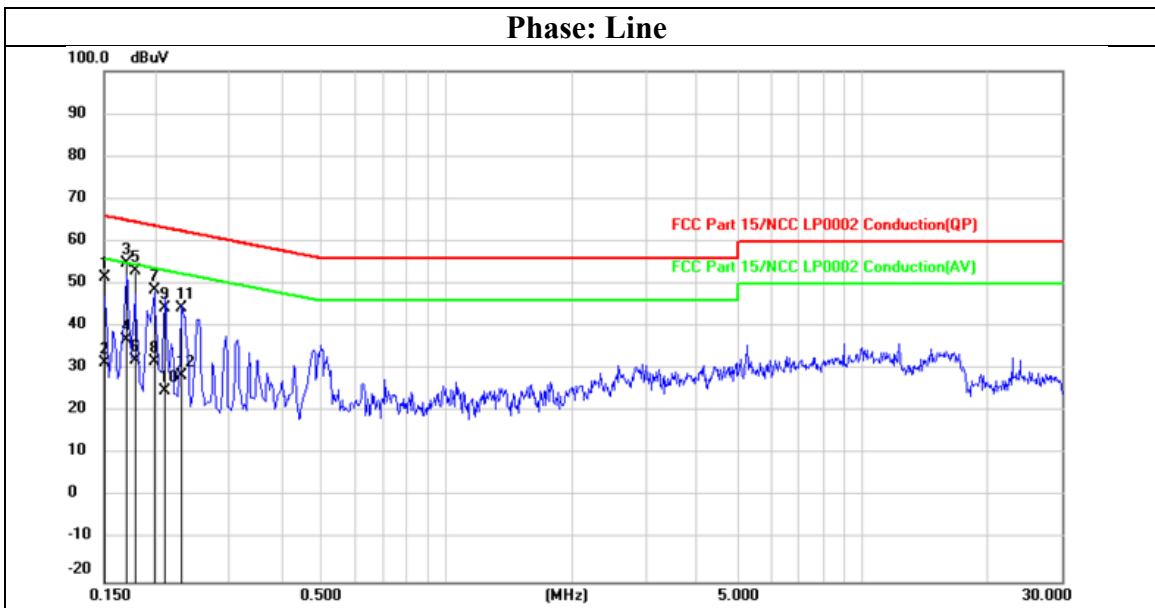
Facsimile (FAX ) :+886-3-583-7948

Doc No: 17-EM-F0876 / 6.0



### Test Data

Mode	DH5 TX2441	Channel	39
------	------------	---------	----



No.	Frequency (MHz)	Reading (dBuV)	Correct (dB)	Result (dBuV)	Limit (dBuV)	Margin (dB)	Remark
1	0.1500	32.02	19.51	51.53	66.00	-14.47	QP
2	0.1500	11.83	19.51	31.34	56.00	-24.66	AVG
3	0.1700	35.49	19.51	55.00	64.96	-9.96	QP
4	0.1700	17.28	19.51	36.79	54.96	-18.17	AVG
5	0.1780	33.55	19.51	53.06	64.58	-11.52	QP
6	0.1780	12.46	19.51	31.97	54.58	-22.61	AVG
7	0.1980	29.00	19.51	48.51	63.69	-15.18	QP
8	0.1980	12.37	19.51	31.88	53.69	-21.81	AVG
9	0.2100	24.96	19.51	44.47	63.21	-18.74	QP
10	0.2100	5.37	19.51	24.88	53.21	-28.33	AVG
11	0.2300	24.80	19.51	44.31	62.45	-18.14	QP
12	0.2300	8.89	19.51	28.40	52.45	-24.05	AVG

### Underwriters Laboratories Taiwan Co., Ltd.

Building B and Building E, No. 372-7, Sec. 4, Zhongxing Rd., Zhudong Township, Hsinchu County, Taiwan

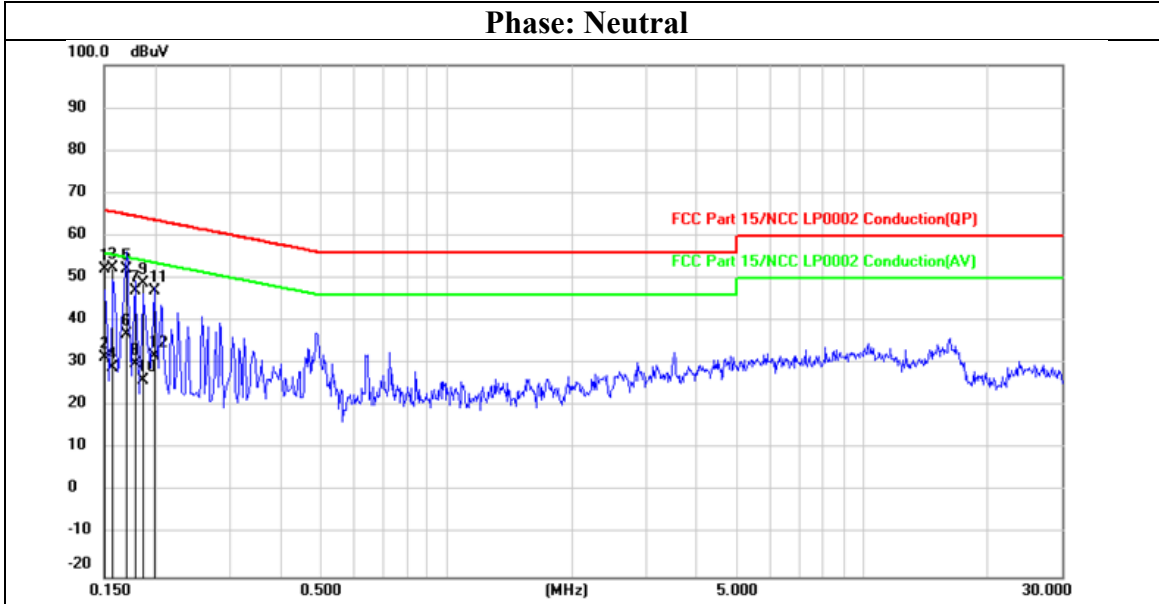
Telephone :+886-2-7737-3000

Facsimile (FAX ) :+886-3-583-7948

Doc No: 17-EM-F0876 / 6.0



Mode	DH5_TX2441	Channel	39
------	------------	---------	----



No.	Frequency (MHz)	Reading (dBuV)	Correct (dB)	Result (dBuV)	Limit (dBuV)	Margin (dB)	Remark
1	0.1500	32.57	19.51	52.08	66.00	-13.92	QP
2	0.1500	12.04	19.51	31.55	56.00	-24.45	AVG
3	0.1580	32.97	19.51	52.48	65.57	-13.09	QP
4	0.1580	9.41	19.51	28.92	55.57	-26.65	AVG
5	0.1700	32.62	19.51	52.13	64.96	-12.83	QP
6	0.1700	17.25	19.51	36.76	54.96	-18.20	AVG
7	0.1780	27.51	19.51	47.02	64.58	-17.56	QP
8	0.1780	10.46	19.51	29.97	54.58	-24.61	AVG
9	0.1860	29.20	19.51	48.71	64.21	-15.50	QP
10	0.1860	6.61	19.51	26.12	54.21	-28.09	AVG
11	0.1980	27.42	19.51	46.93	63.69	-16.76	QP
12	0.1980	12.20	19.51	31.71	53.69	-21.98	AVG

**END OF REPORT**

**Underwriters Laboratories Taiwan Co., Ltd.**

Building B and Building E, No. 372-7, Sec. 4, Zhongxing Rd., Zhudong Township, Hsinchu County, Taiwan

Telephone :+886-2-7737-3000

Facsimile (FAX) :+886-3-583-7948

Doc No: 17-EM-F0876 / 6.0