PHOTOGRAPHS OF THE TEST CONFIGURATION

Radiated Emission Test above 1GHz – 2.4G





Radiated Emission Test above 1GHz – 5G





Radiated Emission Test below 1GHz – 2.4G





Radiated Emission Test below 1GHz – 5G






C25
-006
N1
D1
N2
P1
T2127017
1828
J2
J1
SW1

Conducted Emission Test – 2.4G

Conducted Emission Test – 5G



DFS Test

Set UUT as Client without radar detection mode (Radar injected into Master)