



Test report No. : 4789482589-US-R4-V0
Page : 1 of 77
Issued date : Jul. 17, 2020
FCC ID : RYK-WNFT237ACNBT

RADIO TEST REPORT

Product : 802.11ac/b/g/n WiFi + Bluetooth M.2 Card
Model Name : WNFT-237ACN(BT)
FCC ID : RYK-WNFT237ACNBT
Test Regulation : FCC 47 CFR Part 15 Subpart C (Section 15.247)
Received Date : May 13, 2020
Test Date : May 18, 2020 ~ Jun 16, 2020
Issued Date : Jul. 17, 2020

Applicant : SparkLAN Communications, Inc.
8F., No.257, Sec. 2, Tiding Blvd., Neihu District, Taipei City
11493, Taiwan (R.O.C.)

Issued By : Underwriters Laboratories Taiwan Co., Ltd.
Building B and Building E, No. 372-7, Sec. 4, Zhongxing Rd.,
Zhudong Township, Hsinchu County, Taiwan



The results reported herein have been performed in accordance with the laboratory's terms of accreditation. This report shall not be reproduced except in full without the written approval of the Laboratory. The results in this report are responsible of the test sample(s) provided by the client only and are not to be used to indicate applicability to other similar products.

Underwriters Laboratories Taiwan Co., Ltd.

Building B and Building E, No. 372-7, Sec. 4, Zhongxing Rd., Zhudong Township, Hsinchu County, Taiwan
Telephone :+886-2-7737-3000
Facsimile (FAX) :+886-3-583-7948

Doc No: 17-EM-F0876 / 5.0



Table Of Contents

1. Attestation of Test Results	4
2. Summary of Test Results	5
3. Test Methodology and Reference Procedures.....	6
4. Facilities and Accreditation.....	6
5. Measurement Uncertainty	7
6. Equipment under Test	8
6.1. Description of EUT.....	8
6.2. Channel List.....	9
6.3. Test Condition.....	9
6.4. Description Of Available Antennas	9
6.5. Test Mode Applicability and Tested Channel Detail.....	10
6.6. Duty cycle	11
7. Test Equipment.....	13
8. Description of Test Setup.....	15
9. Test Results.....	16
9.1. 6dB Bandwidth	16
9.2. Conducted output power	20
9.3. Power Spectral Density.....	24
9.4. Conducted Out of Band Emission.....	28
9.5. Radiated Spurious Emission	35
9.6. AC Power Line Conducted Emission	55
Appendix I Radiated Band Edge Measurement	69
Appendix II Radiated Spurious Emission Measurement	75

Underwriters Laboratories Taiwan Co., Ltd.

Building B and Building E, No. 372-7, Sec. 4, Zhongxing Rd., Zhudong Township, Hsinchu County, Taiwan

Telephone :+886-2-7737-3000

Facsimile (FAX) :+886-3-583-7948

Doc No: 17-EM-F0876 / 5.0



1. Attestation of Test Results

APPLICANT: SparkLAN Communications, Inc.
 8F., No.257, Sec. 2, Tiding Blvd., Neihu District, Taipei City 11493,
 Taiwan (R.O.C.)

MANUFACTURER SparkLAN Communications, Inc.
 8F., No.257, Sec. 2, Tiding Blvd., Neihu District, Taipei City 11493,
 Taiwan (R.O.C.)

EUT DESCRIPTION: 802.11ac/b/g/n WiFi + Bluetooth M.2 Card

MODEL: WNFT-237ACN(BT)

SAMPLE STAGE: Identical Prototype

DATE of TESTED: May 18, 2020 ~ Jun 16, 2020

APPLICABLE STANDARDS	
STANDARD	Test Results
FCC 47 CFR PART 15 Subpart C (Section 15.247)	PASS

Underwriters Laboratories Taiwan Co., Ltd. tested the above equipment in accordance with the requirements set forth in the above standards. All indications of Pass/Fail in this report are opinions expressed by Underwriters Laboratories Taiwan Co., Ltd. based on interpretations and/or observations of test results. Measurement Uncertainties were not taken into account and are published for informational purposes only. The test results show that the equipment tested is capable of demonstrating compliance with the requirements as documented in this report.

Note: The results documented in this report apply only to the tested sample, under the conditions and modes of operation as described herein. This document may not be altered or revised in any way unless done so by Underwriters Laboratories Taiwan Co., Ltd. and all revisions are duly noted in the revisions section. Any alteration of this document not carried out by Underwriters Laboratories Taiwan Co., Ltd. will constitute fraud and shall nullify the document. This report must not be used by the client to claim product certification, approval, or endorsement by NVLAP, NIST, any agency of the Federal Government, or any agency of any government.

Prepared By:

Cindy Hsin
 Project Handler

Date : Jul. 17, 2020

Approved and Authorized By:

Howard Kao
 Project Engineer

Date : Jul. 17, 2020

Underwriters Laboratories Taiwan Co., Ltd.

Building B and Building E, No. 372-7, Sec. 4, Zhongxing Rd., Zhudong Township, Hsinchu County, Taiwan
 Telephone :+886-2-7737-3000
 Facsimile (FAX) :+886-3-583-7948



2. Summary of Test Results

Summary of Test Results		
FCC Clause	Test Items	Result
15.247(a)(2)	6dB Bandwidth	PASS
15.247(b)	Conducted Output Power	PASS
15.247(e)	Power Spectral Density	PASS
15.247(d)	Antenna Port Emission	PASS
15.205 / 15.209 / 15.247(d)	Radiated Emissions and Band Edge Measurement	PASS
15.207	AC Power Conducted Emission	PASS
15.203	Antenna Requirement	PASS

Note:

1. For the Radiated Band Edge test plots were recorded in Appendix I, the Radiated Emissions test plots were recorded in Appendix II.



3. Test Methodology and Reference Procedures

The tests documented in this report were performed in accordance with 47 CFR FCC Part 2, KDB558074 D01 Meas Guidance v05r02, KDB414788 D01 Radiated Test Site v01r01, ANSI C63.10-2013.

4. Facilities and Accreditation

Test Location	Underwriters Laboratories Taiwan Co., Ltd.
Address	Building B and Building E, No. 372-7, Sec. 4, Zhongxing Rd., Zhudong Township, Hsinchu County, Taiwan
Accreditation Certificate	Underwriters Laboratories Taiwan Co., Ltd. is accredited by TAF, Laboratory Code 3398. The full scope of accreditation can be viewed at http://accreditation.taftw.org.tw/taf/public/basic/viewApplyItems.action?unitNo=3398

Underwriters Laboratories Taiwan Co., Ltd.

Building B and Building E, No. 372-7, Sec. 4, Zhongxing Rd., Zhudong Township, Hsinchu County, Taiwan

Telephone :+886-2-7737-3000

Facsimile (FAX) :+886-3-583-7948

Doc No: 17-EM-F0876 / 5.0



5. Measurement Uncertainty

For statement of conformity, accuracy method (Section 8.2.4 and 8.2.5 of ISO Guide 98-4) was applied as decision rule for measurement in this test report.

The following uncertainties have been calculated to provide a confidence level of 95 % using a coverage factor $k=2$.

Test Item	Measurement Frequency Range	K	U(dB)
Conducted disturbance at mains terminals ports	0.15MHz ~ 30MHz	2	1.7
RF Conducted	9 kHz - 40GHz	2	1.0
Radiated disturbance below 30MHz	9 kHz - 30 MHz	2	2.2
Radiated disturbance below 1 GHz	30MHz ~ 1GHz	2	5.3
Radiated disturbance above 1GHz	1GHz ~ 40GHz	2	4.8

Underwriters Laboratories Taiwan Co., Ltd.

Building B and Building E, No. 372-7, Sec. 4, Zhongxing Rd., Zhudong Township, Hsinchu County, Taiwan

Telephone :+886-2-7737-3000

Facsimile (FAX) :+886-3-583-7948

Doc No: 17-EM-F0876 / 5.0



6. Equipment under Test

6.1. Description of EUT

Product	802.11ac/b/g/n WiFi + Bluetooth M.2 Card
Model Name	WNFT-237ACN(BT)
Operating Frequency	2402MHz ~ 2480MHz
Modulation	GFSK
Transfer Rate	Up to 2 Mbps
Number of Channel	40
Maximum Output Power	8.81 dBm
Normal Voltage	3.3 Vdc
S/N	19662E2008976
Hardware Version	WNFT-237ACN(BT)
Software Version	N/A

Note:

1. The EUT contains following accessory devices

Product	Brand	Model	Description
Antenna	Nissei Limited	FML2.4W45A-160-MHF4L	N/A

2. The above EUT information is declared by manufacturer and for more detailed features description, please refer the manufacturer's or user's manual.

Underwriters Laboratories Taiwan Co., Ltd.

Building B and Building E, No. 372-7, Sec. 4, Zhongxing Rd., Zhudong Township, Hsinchu County, Taiwan

Telephone :+886-2-7737-3000

Facsimile (FAX) :+886-3-583-7948

Doc No: 17-EM-F0876 / 5.0



6.2. Channel List

40 channels are provided to this EUT:

Channel	Freq. (MHz)	Channel	Freq. (MHz)	Channel	Freq. (MHz)	Channel	Freq. (MHz)
0	2402	10	2422	20	2442	30	2462
1	2404	11	2424	21	2444	31	2464
2	2406	12	2426	22	2446	32	2466
3	2408	13	2428	23	2448	33	2468
4	2410	14	2430	24	2450	34	2470
5	2412	15	2432	25	2452	35	2472
6	2414	16	2434	26	2454	36	2474
7	2416	17	2436	27	2456	37	2476
8	2418	18	2438	28	2458	38	2478
9	2420	19	2440	29	2460	39	2480

6.3. Test Condition

Test Item	Test Site No.	Environmental Condition	Input Power	Test Date	Tested by
Antenna Port Conducted Measurement	SR4	23~26°C / 63~68%RH	120Vac / 60 Hz	May 18, 2020 ~ Jun. 16, 2020	Patrick Kuan
Radiated Spurious Emission	966-2	22~26°C / 62~68%RH	120Vac / 60 Hz	May 19, 2020 ~ Jun. 10, 2020	Mike Cai
AC power Line Conducted Emission	SR1	23~25°C / 63~68%RH	120Vac / 60 Hz	Jun. 10, 2020	Mike Cai

FCC Test Firm Registration Number: 498077

6.4. Description Of Available Antennas

Antenna	Brand Name	Model Name	Antenna Type	Antenna Gain(dBi)
Ant 0	Nissei Limited	FML2.4W45A-160-MHF4L	PCB	3.13
Ant 1	Nissei Limited	FML2.4W45A-160-MHF4L	PCB	3.13

Note: The above antenna information was provided from customer and for more detailed features description, please refer the manufacturer's specification or user's manual.

Underwriters Laboratories Taiwan Co., Ltd.

Building B and Building E, No. 372-7, Sec. 4, Zhongxing Rd., Zhudong Township, Hsinchu County, Taiwan
Telephone :+886-2-7737-3000
Facsimile (FAX) :+886-3-583-7948



6.5. Test Mode Applicability and Tested Channel Detail

- Pre-Scan has been conducted to determine the worst-case mode from all possible combinations between available modulations, data rates and antenna ports (if EUT with antenna diversity architecture).
- For below 1 GHz radiated emission and AC power line conducted emission have performed all modes of operation were investigated and the worst-case emissions are reported.
- For Antenna Port Conducted Measurement, this item includes all test value of each mode, but only includes spectrum plot of worst value of each mode.
- The fundamental of the EUT was investigated in three orthogonal axes X/Y/Z, it was determined that Z axis was worst-case. Therefore, all final radiated testing was performed with the EUT in Z axis.
- For below 30MHz testing, investigation was done on three antenna orientations (parallel, perpendicular, and ground-parallel), parallel and perpendicular are the worst orientations, therefore testing was performed on these two orientations only.
- For AC power line conducted emissions, the pre-scan has been determined by AC power 120Vac/60Hz (worst case).

Test item	Modulation Type	Available Channel	Test Channel	Data Rate
Radiated Emissions (Above 1GHz)	4.0-LE	0 to 39	0,19,39	1.0
	5.0-LE			2.0
	5.0 LR			125kbps
Radiated Emissions (Below 1GHz)	4.0-LE	0 to 39	39	1.0
	5.0-LE		19	2.0
	5.0 LR		0	125kbps
AC Power Line Conducted Emission	4.0-LE	0 to 39	39	1.0
	5.0-LE		19	2.0
	5.0 LR		0	125kbps
Antenna Port Conducted Measurement	4.0-LE	0 to 39	0,19,39	1.0
	5.0-LE			2.0
	5.0 LR			125kbps

Underwriters Laboratories Taiwan Co., Ltd.

Building B and Building E, No. 372-7, Sec. 4, Zhongxing Rd., Zhudong Township, Hsinchu County, Taiwan

Telephone :+886-2-7737-3000

Facsimile (FAX) :+886-3-583-7948

Doc No: 17-EM-F0876 / 5.0

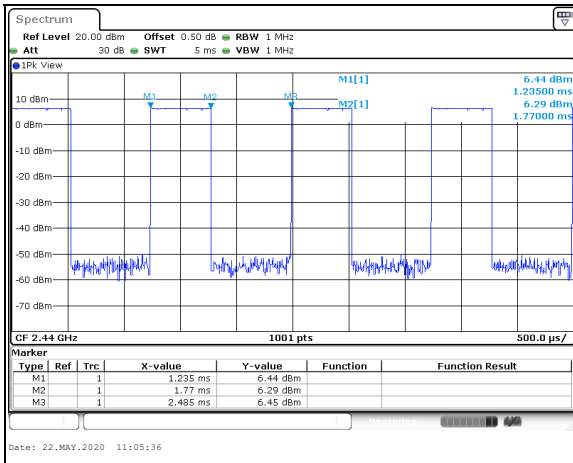


6.6. Duty cycle

BT 4.0-LE

Duty cycle of test signal is < 98 %, duty factor shall be considered.

Duty cycle = $0.535/1.25 = 0.428$, Duty factor = $10 * \log(1/0.428) = 3.69$

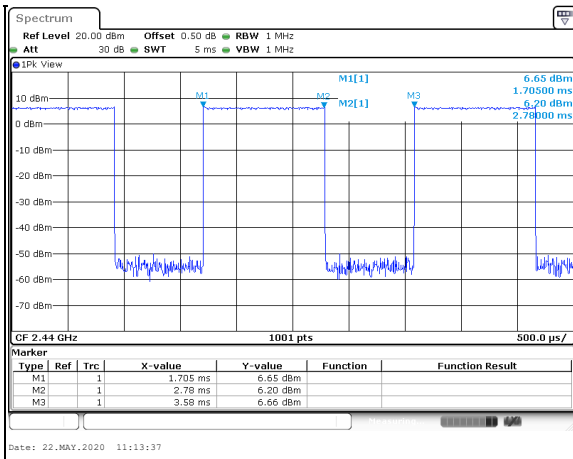


Note: $T_{on} = \text{Mark2} - \text{Mark1}$, $T_{on} + T_{off} = \text{Mark3} - \text{Mark1}$.

BT 5.0-LE

Duty cycle of test signal is < 98 %, duty factor shall be considered.

Duty cycle = $1.075/1.875 = 0.573$, Duty factor = $10 * \log(1/0.573) = 2.42$



Note: $T_{on} = \text{Mark2} - \text{Mark1}$, $T_{on} + T_{off} = \text{Mark3} - \text{Mark1}$.

Underwriters Laboratories Taiwan Co., Ltd.

Building B and Building E, No. 372-7, Sec. 4, Zhongxing Rd., Zhudong Township, Hsinchu County, Taiwan

Telephone : +886-2-7737-3000

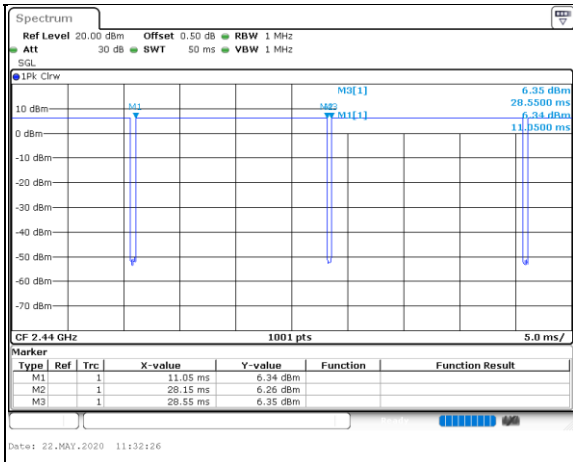
Facsimile (FAX) : +886-3-583-7948



BT 5.0-LR

Duty cycle of test signal is < 98 %, duty factor shall be considered.

Duty cycle = $17.1/17.5 = 0.977$, Duty factor = $10 * \log(1/0.977) = 0.10$



Note: $T_{on} = \text{Mark2} - \text{Mark1}$, $T_{on} + T_{off} = \text{Mark3} - \text{Mark1}$.

Underwriters Laboratories Taiwan Co., Ltd.

Building B and Building E, No. 372-7, Sec. 4, Zhongxing Rd., Zhudong Township, Hsinchu County, Taiwan

Telephone : +886-2-7737-3000

Facsimile (FAX) : +886-3-583-7948

Doc No: 17-EM-F0876 / 5.0



7. Test Equipment

Test Equipment List					
Equipment	Manufacturer	Model No.	Serial No.	Cal. Date	Cal. Interval
Radiated Spurious Emission					
Spectrum Analyzer	Keysight	N9010A	MY56070827	Nov. 13, 2019	1 year
EMI Test Receiver	Rohde & Schwarz	ESR7	101754	Dec. 17, 2019	1 year
Loop Antenna	ETS lindgren	6502	00213440	Dec. 19, 2019	1 year
Trilog-Broadband Antenna with 5dB Attenuator	Schwarzbeck & EMCI	VULB 9168 & N-6-05	774 & AT-N0538	Jan. 3, 2020	1 year
Horn Antenna (1-18 GHz)	Schwarzbeck	BBHA 9120 D	01690	Jan. 3, 2020	1 year
Horn Antenna (18-40 GHz)	Schwarzbeck	BBHA 9170	781	Dec. 27, 2019	1 year
Preamplifier (30-1000 MHz)	EMCI	EMC330E	980405	Feb. 4, 2020	1 year
Preamplifier (1-18 GHz)	EMCI	EMC051835BE	980406	Feb. 4, 2020	1 year
Preamplifier (18-40GHz)	EMCI	EMC184040SEE	980426	May. 19, 2020	1 year
Cables	Hanyitek	K1K50-UP0264-K1K50-2500	170214-4 & 170425-2	Jan. 8, 2020	1 year
Cables	Hanyitek	K1K50-UP0264-K1K50-2500	170214-1 & 170214-2	Jan. 8, 2020	1 year

Underwriters Laboratories Taiwan Co., Ltd.

Building B and Building E, No. 372-7, Sec. 4, Zhongxing Rd., Zhudong Township, Hsinchu County, Taiwan

Telephone :+886-2-7737-3000

Facsimile (FAX) :+886-3-583-7948

Doc No: 17-EM-F0876 / 5.0



Test report No. : 4789482589-US-R4-V0
Page : 14 of 77
Issued date : Jul. 17, 2020
FCC ID : RYK-WNFT237ACNBT

Test Equipment List					
Equipment	Manufacturer	Model No.	Serial No.	Cal. Date	Cal. Interval
Antenna Port Conducted Measurement					
Spectrum Analyzer	Keysight	N9010A	MY56070834	Nov. 6, 2019	1 year
FSV40 Signal Analyzer	Rohde & Schwarz	FSV40	101490	Sep. 24, 2019	1 year
Pulse Power Sensor	Anrisu	MA2411B	1531202	Dec. 23, 2019	1 year
Power Meter	Anrisu	ML2495A	1645002	Dec. 23, 2019	1 year
AC power Line Conducted Emission					
EMI Test Receiver	Rohde & Schwarz	ESR7	101753	Nov. 19, 2019	1 year
Two-Line V-Network	Rohde & Schwarz	ENV216	102136	Aug. 8, 2019	1 year
Impuls-Begrenzer Pulse Limiter	Rohde & Schwarz	ESH3-Z2	102219-Qt	Aug. 6, 2019	1 year
Cables	HARBOUR INDUSTRIES	LL142	170205-5000-1	Feb. 5, 2020	1 year

UL Software		
Description	Name	Version
Radiated measurement	E3	6.0
AC power Line Conducted Emission	EZ_EMCC	1.1.4.2

Underwriters Laboratories Taiwan Co., Ltd.

Building B and Building E, No. 372-7, Sec. 4, Zhongxing Rd., Zhudong Township, Hsinchu County, Taiwan

Telephone :+886-2-7737-3000

Facsimile (FAX) :+886-3-583-7948

Doc No: 17-EM-F0876 / 5.0



8. Description of Test Setup

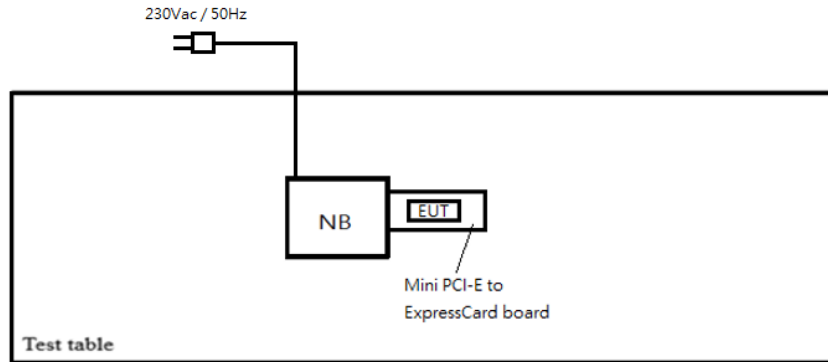
Support Equipment

Equipment	Brand Name	Model Name	S/N	Remark
Notebook	Lenovo	T430	PBE38AK	N/A
Mini PCI-E to ExpressCard board	N/A	N/A	N/A	N/A

Test Setup

Controlled using a bespoke application (RTLBTAPP 5.2.2.62) on a test Notebook. The application was used to enable a continuous transmission mode and to select the test channels, data rates, modulation schemes and power setting as required.

Setup Diagram for Test



Underwriters Laboratories Taiwan Co., Ltd.

Building B and Building E, No. 372-7, Sec. 4, Zhongxing Rd., Zhudong Township, Hsinchu County, Taiwan

Telephone :+886-2-7737-3000

Facsimile (FAX) :+886-3-583-7948

Doc No: 17-EM-F0876 / 5.0



9. Test Results

9.1. 6dB Bandwidth

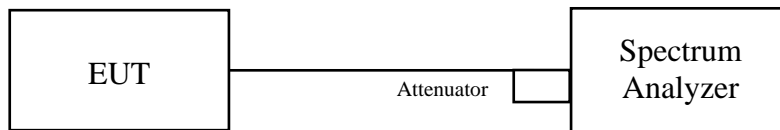
Requirements

The minimum 6 dB bandwidth shall be at least 500 kHz.

Test procedure

- Set resolution bandwidth (RBW) = 100kHz
- Set the video bandwidth (VBW) $\geq 3 \times$ RBW, Detector = Peak.
- Trace mode = max hold.
- Sweep = auto couple.
- Measure the maximum width of the emission that is constrained by the frequencies associated with the two amplitude points (upper and lower) that are attenuated by 6 dB relative to the maximum level measured in the fundamental emission

Test Setup



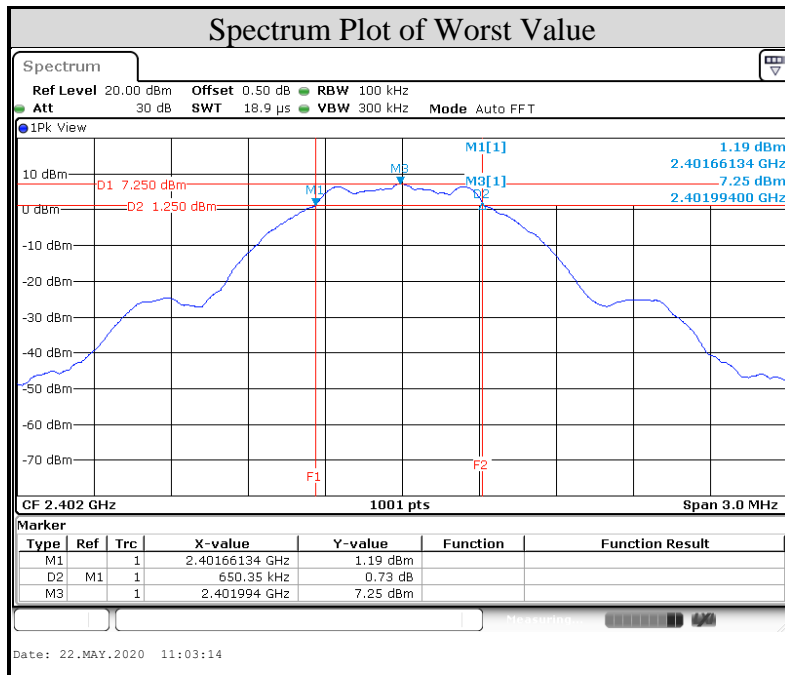
The loss between RF output port of the EUT and the input port of the Spectrum Analyzer has been taken into consideration.



Test Data

BT 4.0-LE

Channel	Frequency (MHz)	6dB Bandwidth (MHz)	Minimum Limit (MHz)	Pass / Fail
0	2402	0.650	0.5	Pass
19	2440	0.659	0.5	Pass
39	2480	0.656	0.5	Pass



Underwriters Laboratories Taiwan Co., Ltd.

Building B and Building E, No. 372-7, Sec. 4, Zhongxing Rd., Zhudong Township, Hsinchu County, Taiwan

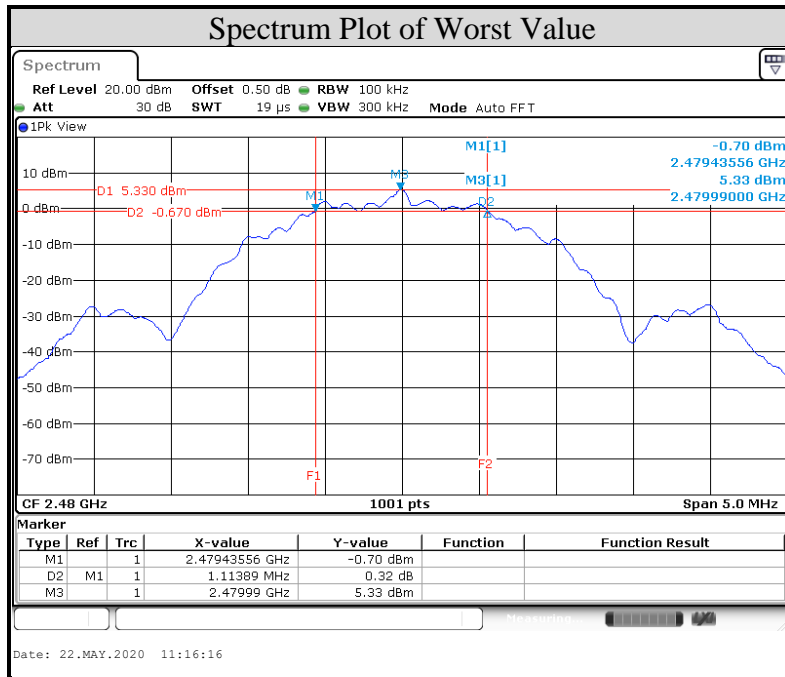
Telephone :+886-2-7737-3000

Facsimile (FAX) :+886-3-583-7948



BT 5.0-LE

Channel	Frequency (MHz)	6dB Bandwidth (MHz)	Minimum Limit (MHz)	Pass / Fail
0	2402	1.114	0.5	Pass
19	2440	1.114	0.5	Pass
39	2480	1.114	0.5	Pass



Underwriters Laboratories Taiwan Co., Ltd.

Building B and Building E, No. 372-7, Sec. 4, Zhongxing Rd., Zhudong Township, Hsinchu County, Taiwan

Telephone :+886-2-7737-3000

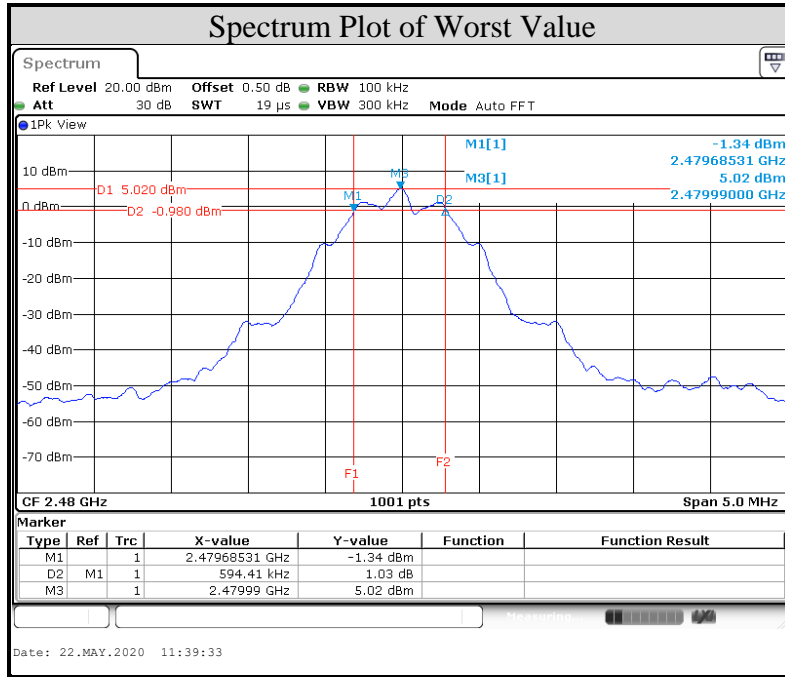
Facsimile (FAX) :+886-3-583-7948

Doc No: 17-EM-F0876 / 5.0



BT 5.0-LR

Channel	Frequency (MHz)	6dB Bandwidth (MHz)	Minimum Limit (MHz)	Pass / Fail
0	2402	0.594	0.5	Pass
19	2440	0.594	0.5	Pass
39	2480	0.594	0.5	Pass



Underwriters Laboratories Taiwan Co., Ltd.

Building B and Building E, No. 372-7, Sec. 4, Zhongxing Rd., Zhudong Township, Hsinchu County, Taiwan

Telephone :+886-2-7737-3000

Facsimile (FAX) :+886-3-583-7948



9.2. Conducted output power


Requirements

For systems using digital modulation in the 2400-2483.5 MHz bands: 1 Watt.

Test Procedure

A peak power sensor was used on the output port of the EUT. A power meter was used to read the response of the peak power sensor. Record the power level.

Test Setup



The loss between RF output port of the EUT and the input port of the Power Meter has been taken into consideration.



Test Data

BT 4.0-LE

Peak Power

Channel	Frequency (MHz)	Peak Power (mW)	Peak Power (dBm)	Limit (dBm)	Pass/Fail
0	2402	7.60	8.81	30	Pass
19	2440	6.62	8.21	30	Pass
39	2480	7.11	8.52	30	Pass

Average Power (Reference Only)

Channel	Frequency (MHz)	Average Power (mW)	Average Power (dBm)
0	2402	7.00	8.45
19	2440	6.08	7.84
39	2480	6.58	8.18

Underwriters Laboratories Taiwan Co., Ltd.

Building B and Building E, No. 372-7, Sec. 4, Zhongxing Rd., Zhudong Township, Hsinchu County, Taiwan

Telephone :+886-2-7737-3000

Facsimile (FAX) :+886-3-583-7948

Doc No: 17-EM-F0876 / 5.0



BT 5.0-LE

Peak Power

Channel	Frequency (MHz)	Peak Power (mW)	Peak Power (dBm)	Limit (dBm)	Pass/Fail
0	2402	7.43	8.71	30	Pass
19	2440	6.47	8.11	30	Pass
39	2480	7.08	8.5	30	Pass

Average Power (Reference Only)

Channel	Frequency (MHz)	Average Power (mW)	Average Power (dBm)
0	2402	6.87	8.37
19	2440	5.96	7.75
39	2480	6.56	8.17

Underwriters Laboratories Taiwan Co., Ltd.

Building B and Building E, No. 372-7, Sec. 4, Zhongxing Rd., Zhudong Township, Hsinchu County, Taiwan

Telephone :+886-2-7737-3000

Facsimile (FAX) :+886-3-583-7948

Doc No: 17-EM-F0876 / 5.0



BT 5.0-LR

Peak Power

Channel	Frequency (MHz)	Peak Power (mW)	Peak Power (dBm)	Limit (dBm)	Pass/Fail
0	2402	7.35	8.66	30	Pass
19	2440	6.41	8.07	30	Pass
39	2480	7.00	8.45	30	Pass

Average Power (Reference Only)

Channel	Frequency (MHz)	Average Power (mW)	Average Power (dBm)
0	2402	6.75	8.29
19	2440	5.87	7.69
39	2480	6.55	8.16

Underwriters Laboratories Taiwan Co., Ltd.

Building B and Building E, No. 372-7, Sec. 4, Zhongxing Rd., Zhudong Township, Hsinchu County, Taiwan

Telephone :+886-2-7737-3000

Facsimile (FAX) :+886-3-583-7948

Doc No: 17-EM-F0876 / 5.0



9.3. Power Spectral Density

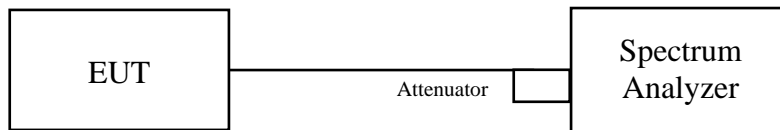
Requirements

The Maximum of Power Spectral Density Measurement is 8dBm in any 3 kHz.

Test procedure

- a. Set analyzer center frequency to DTS channel center frequency.
- b. Set the span to 1.5 times the DTS bandwidth.
- c. Set the RBW to: $3 \text{ kHz} \leq \text{RBW} \leq 100 \text{ kHz}$.
- d. Set the VBW $\geq 3 \times \text{RBW}$.
- e. Detector = peak.
- f. Sweep time = auto couple.
- g. Trace mode = max hold.
- h. Allow trace to fully stabilize.
- i. Use the peak marker function to determine the maximum amplitude level within the RBW.

Test Setup



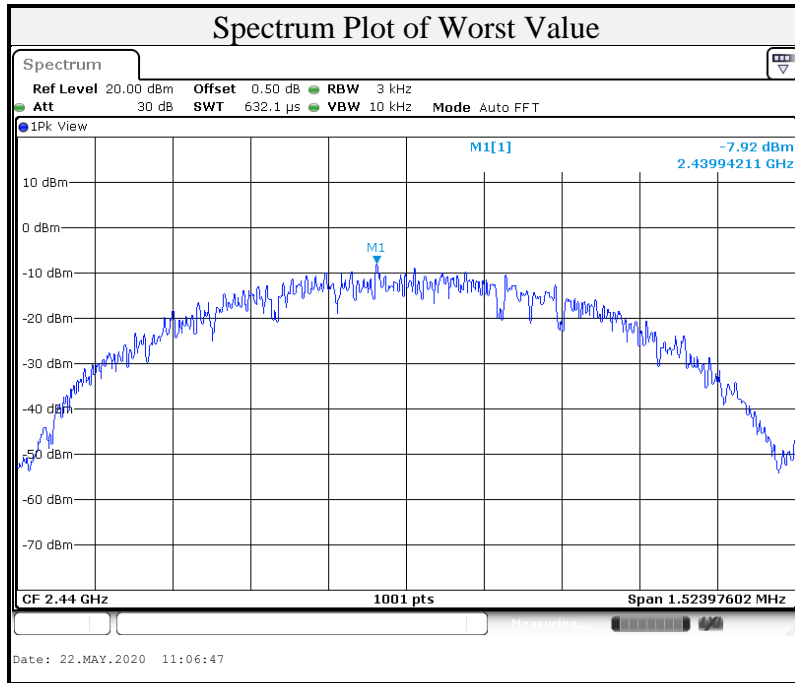
The loss between RF output port of the EUT and the input port of the Spectrum Analyzer has been taken into consideration.



Test Data

BT 4.0-LE

Channel	Freq. (MHz)	PSD (dBm/3kHz)	Limit (dBm/3kHz)	Pass /Fail
0	2402	-8.77	8	Pass
19	2440	-7.92	8	Pass
39	2480	-9.56	8	Pass



Underwriters Laboratories Taiwan Co., Ltd.

Building B and Building E, No. 372-7, Sec. 4, Zhongxing Rd., Zhudong Township, Hsinchu County, Taiwan

Telephone :+886-2-7737-3000

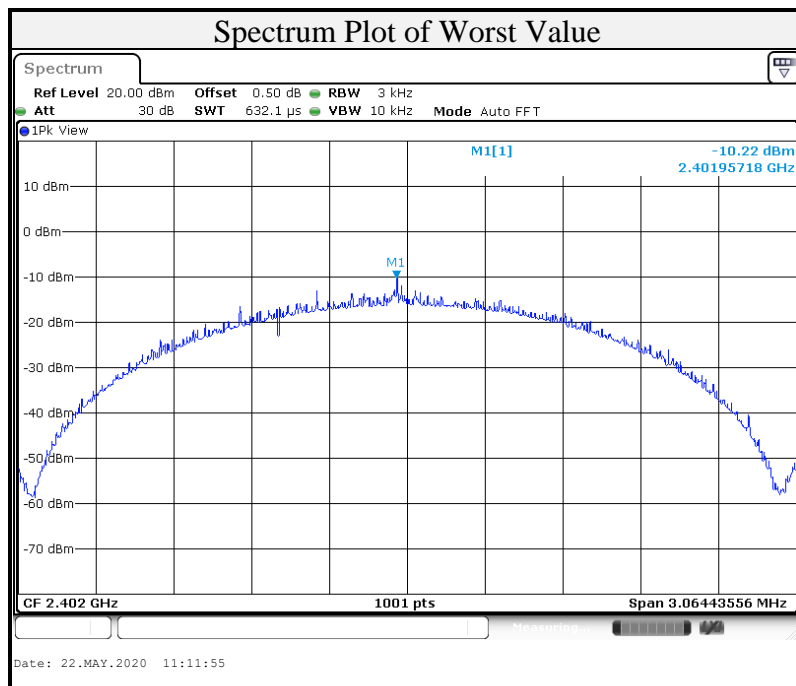
Facsimile (FAX) :+886-3-583-7948

Doc No: 17-EM-F0876 / 5.0



BT 5.0-LE

Channel	Freq. (MHz)	PSD (dBm/3kHz)	Limit (dBm/3kHz)	Pass /Fail
0	2402	-10.22	8	Pass
19	2440	-11.07	8	Pass
39	2480	-13.16	8	Pass



Underwriters Laboratories Taiwan Co., Ltd.

Building B and Building E, No. 372-7, Sec. 4, Zhongxing Rd., Zhudong Township, Hsinchu County, Taiwan

Telephone : +886-2-7737-3000

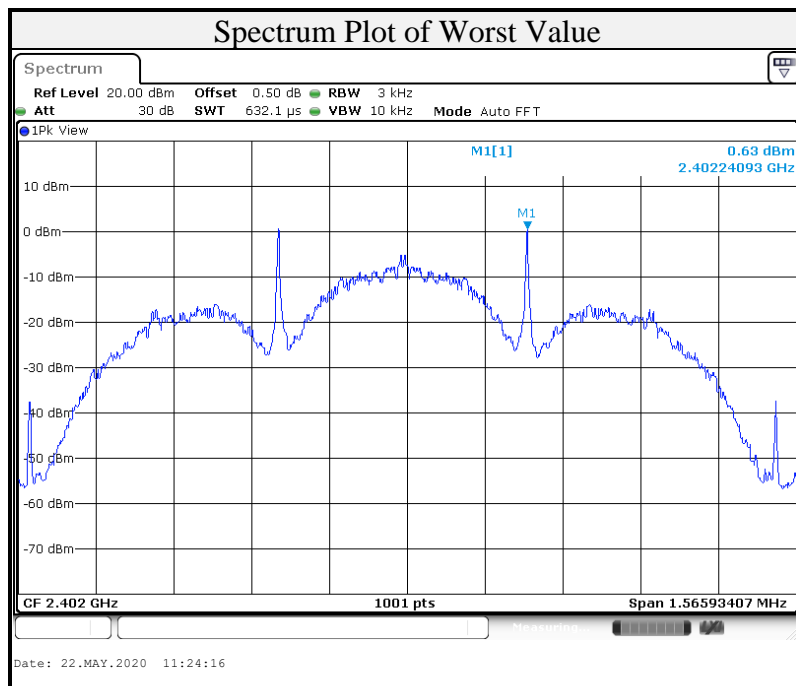
Facsimile (FAX) : +886-3-583-7948

Doc No: 17-EM-F0876 / 5.0



BT 5.0-LR

Channel	Freq. (MHz)	PSD (dBm/3kHz)	Limit (dBm/3kHz)	Pass /Fail
0	2402	0.63	8	Pass
19	2440	0.02	8	Pass
39	2480	-1.07	8	Pass



Underwriters Laboratories Taiwan Co., Ltd.

Building B and Building E, No. 372-7, Sec. 4, Zhongxing Rd., Zhudong Township, Hsinchu County, Taiwan

Telephone :+886-2-7737-3000

Facsimile (FAX) :+886-3-583-7948

Doc No: 17-EM-F0876 / 5.0



9.4. Conducted Out of Band Emission

Requirements

In any 100 kHz bandwidth outside the frequency band in which the spread spectrum or digitally modulated intentional radiator is operating, the radio frequency power that is produced by the intentional radiator shall be at least 20 dB below that in the 100 kHz bandwidth within the band that contains the highest level of the desired power, based on either an RF conducted or a radiated measurement, provided the transmitter demonstrates compliance with the peak conducted power limits. If the transmitter complies with the conducted power limits based on the use of RMS averaging over a time interval, as permitted under paragraph (b) (3) of this section, the attenuation required under this paragraph shall be 30 dB instead of 20 dB. Attenuation below the general limits specified in §15.209 (a) is not required.

Test procedure

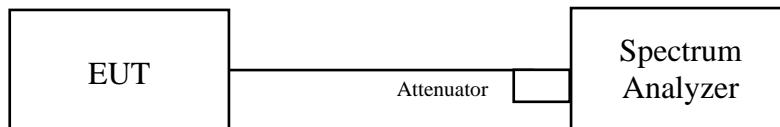
Measurement Procedure REF

1. Set the RBW = 100 kHz.
2. Set the VBW \geq 300 kHz.
3. Set the span to 1.5 times the DTS bandwidth.
4. Detector = peak.
5. Sweep time = auto couple.
6. Trace mode = max hold.
7. Allow trace to fully stabilize.
8. Use the peak marker function to determine the maximum power level in any 100 kHz band segment within the fundamental EBW.

Measurement Procedure OOBE

1. Set RBW = 100 kHz.
2. Set VBW \geq 300 kHz.
3. Detector = peak.
4. Sweep = auto couple.
5. Trace Mode = max hold.
6. Allow trace to fully stabilize.
7. Use the peak marker function to determine the maximum amplitude level.

Test Setup



The loss between RF output port of the EUT and the input port of the Spectrum Analyzer has been taken into consideration.

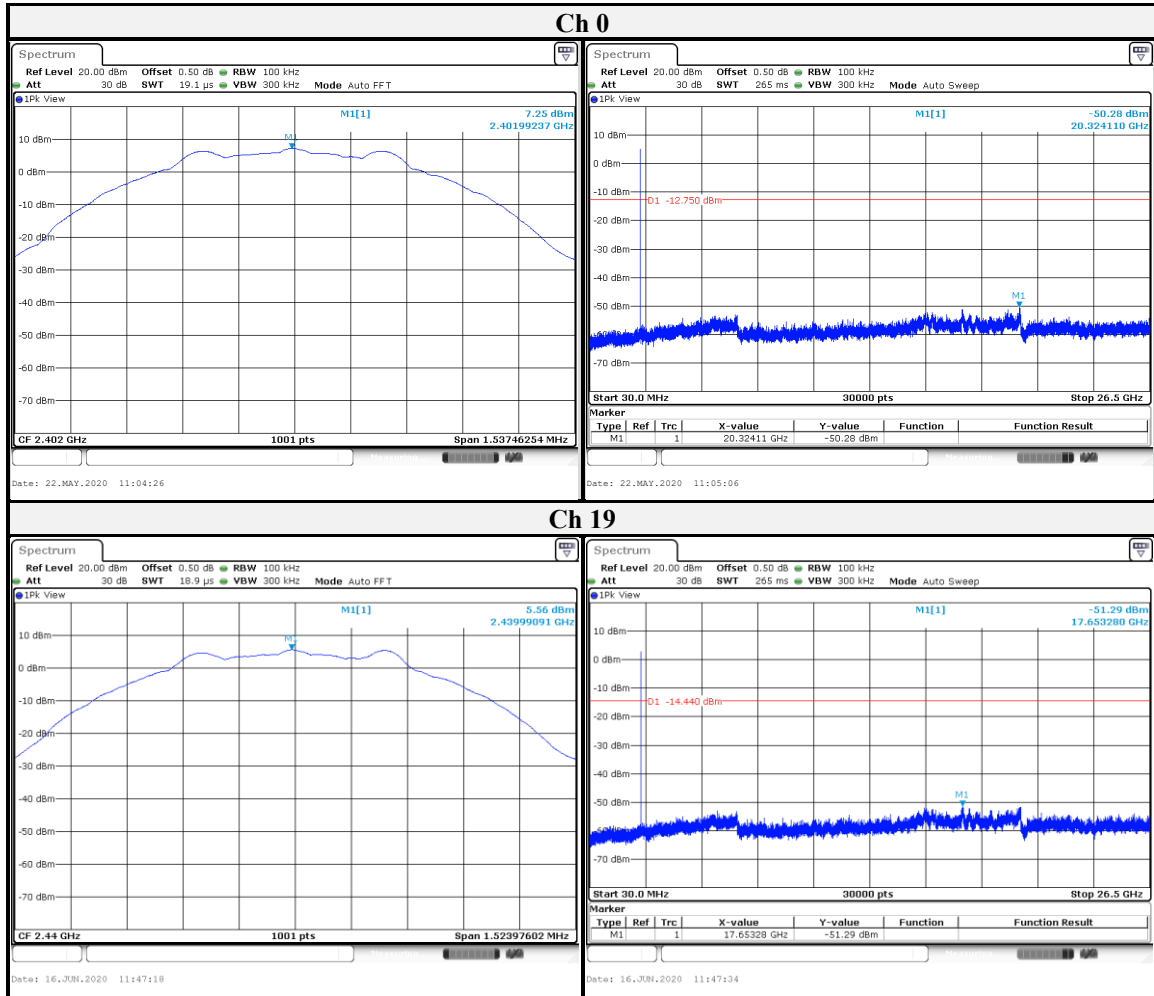
Underwriters Laboratories Taiwan Co., Ltd.

Building B and Building E, No. 372-7, Sec. 4, Zhongxing Rd., Zhudong Township, Hsinchu County, Taiwan
Telephone : +886-2-7737-3000
Facsimile (FAX) : +886-3-583-7948



Test Data

BT 4.0-LE



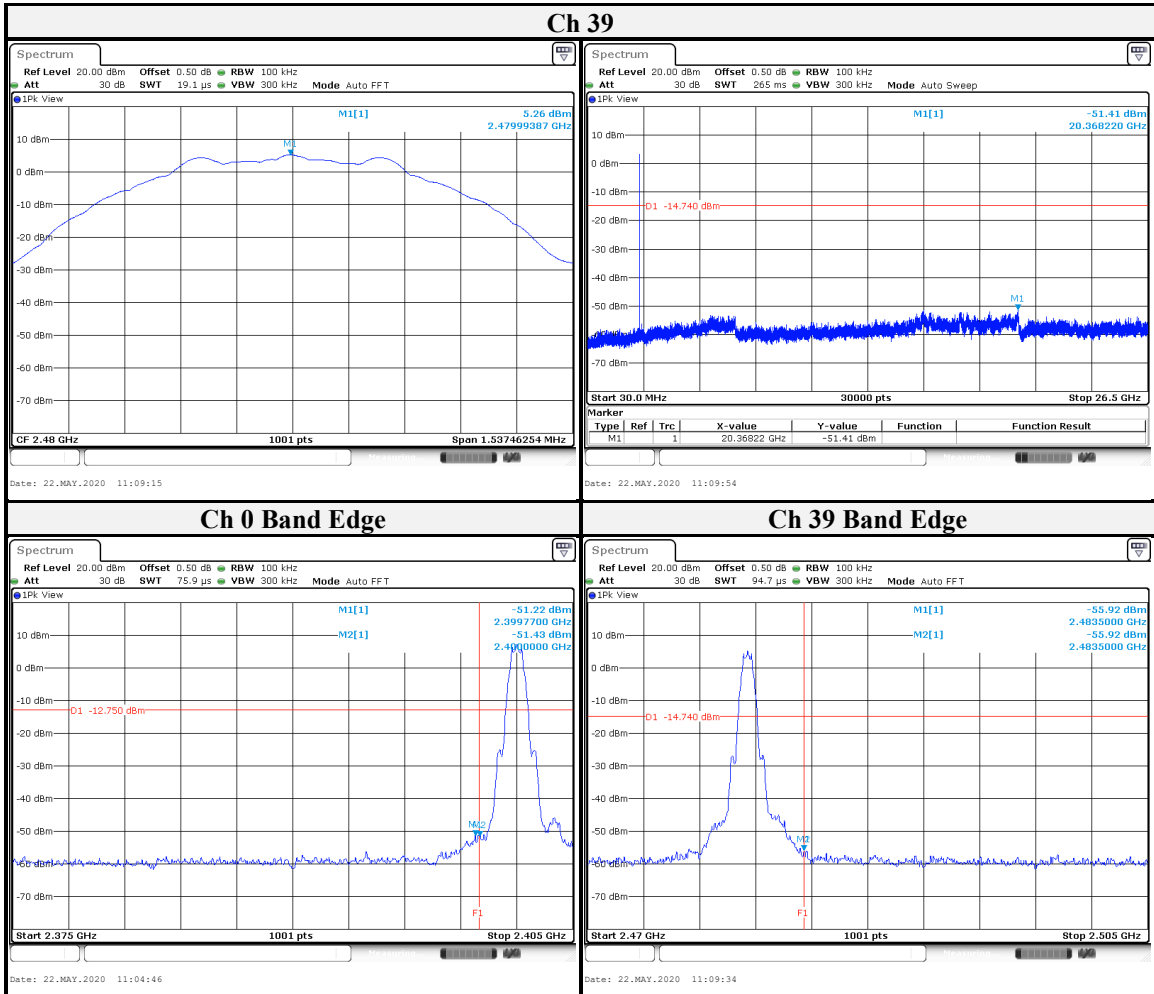
Underwriters Laboratories Taiwan Co., Ltd.

Building B and Building E, No. 372-7, Sec. 4, Zhongxing Rd., Zhudong Township, Hsinchu County, Taiwan

Telephone :+886-2-7737-3000

Facsimile (FAX) :+886-3-583-7948

Doc No: 17-EM-F0876 / 5.0



Underwriters Laboratories Taiwan Co., Ltd.

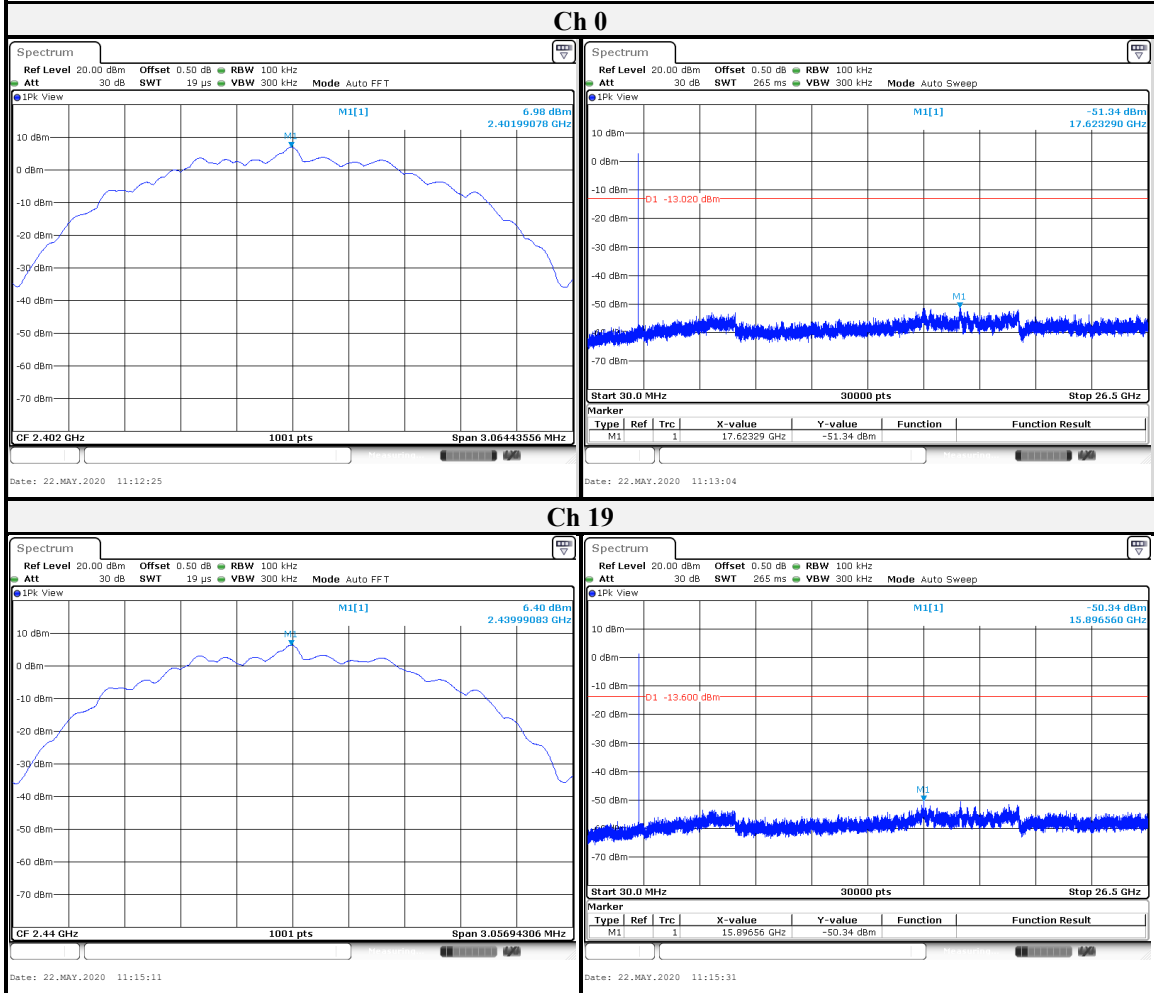
Building B and Building E, No. 372-7, Sec. 4, Zhongxing Rd., Zhudong Township, Hsinchu County, Taiwan

Telephone :+886-2-7737-3000

Facsimile (FAX) :+886-3-583-7948



BT 5.0-LE

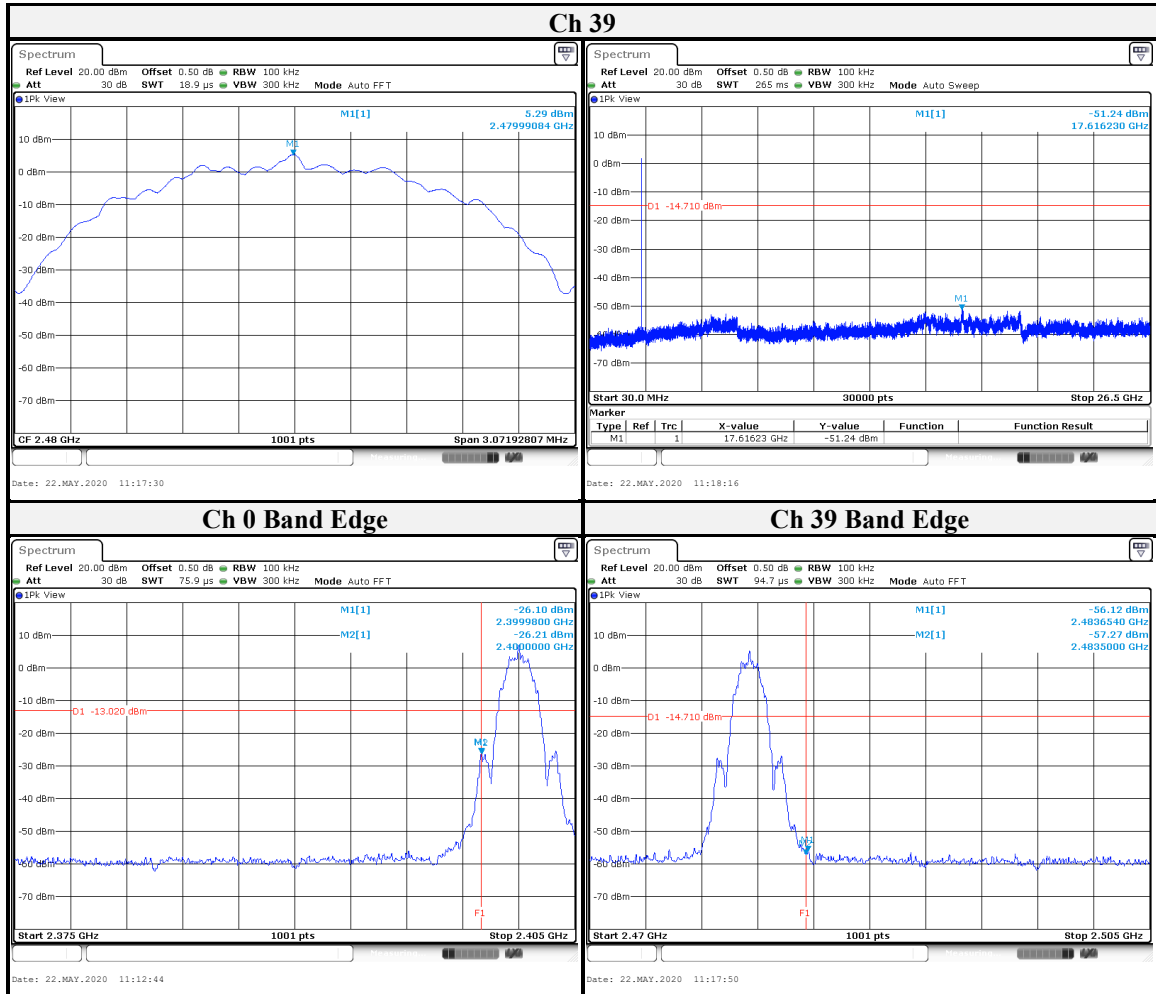


Underwriters Laboratories Taiwan Co., Ltd.

Building B and Building E, No. 372-7, Sec. 4, Zhongxing Rd., Zhudong Township, Hsinchu County, Taiwan

Telephone :+886-2-7737-3000

Facsimile (FAX) :+886-3-583-7948



Underwriters Laboratories Taiwan Co., Ltd.

Building B and Building E, No. 372-7, Sec. 4, Zhongxing Rd., Zhudong Township, Hsinchu County, Taiwan

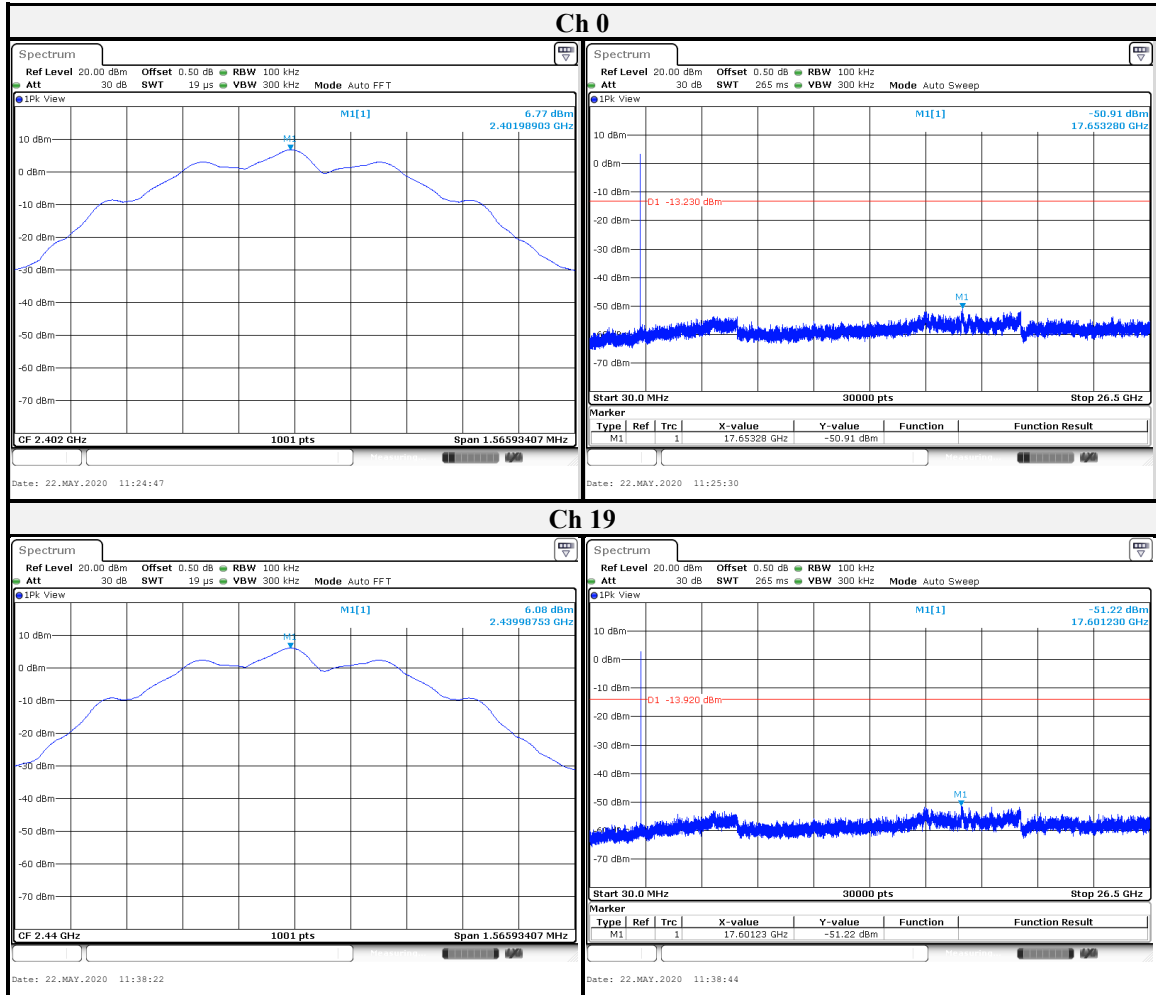
Telephone :+886-2-7737-3000

Facsimile (FAX) :+886-3-583-7948

Doc No: 17-EM-F0876 / 5.0



BT 5.0-LR

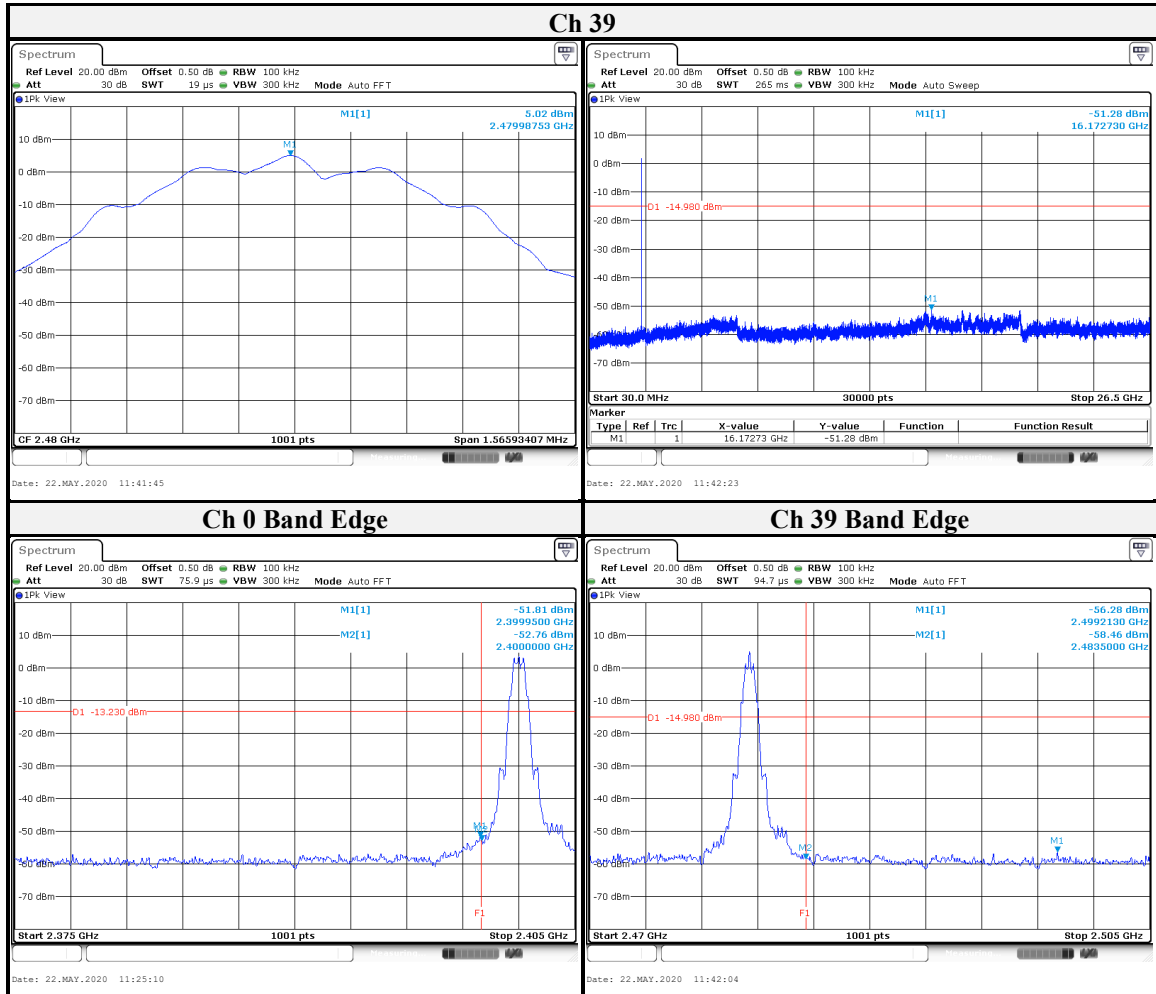


Underwriters Laboratories Taiwan Co., Ltd.

Building B and Building E, No. 372-7, Sec. 4, Zhongxing Rd., Zhudong Township, Hsinchu County, Taiwan

Telephone :+886-2-7737-3000

Facsimile (FAX) :+886-3-583-7948



Underwriters Laboratories Taiwan Co., Ltd.

Building B and Building E, No. 372-7, Sec. 4, Zhongxing Rd., Zhudong Township, Hsinchu County, Taiwan

Telephone :+886-2-7737-3000

Facsimile (FAX) :+886-3-583-7948



9.5. Radiated Spurious Emission

Requirements

Radiated emissions which fall in the restricted bands must comply with the radiated emission limits specified as below table. Other emissions shall be at least 20dB below the highest level of the desired power:

Frequency(MHz)	Field strength (microvolts/meter)	Measurement distance (meters)
0.009-0.490	2400/F(kHz)	300
0.490-1.705	24000/F(kHz)	30
1.705-30.0	30	30
30-88	100	3
88-216	150	3
216-960	200	3
Above 960	500	3

NOTE:

1. The lower limit shall apply at the transition frequencies.
2. Emission level (dBuV/m) = 20 log Emission level (uV/m).
3. For frequencies above 1000MHz, the field strength limits are based on average detector, however, the peak field strength of any emission shall not exceed the maximum permitted average limits, specified above by more than 20dB under any condition of modulation.

Underwriters Laboratories Taiwan Co., Ltd.

Building B and Building E, No. 372-7, Sec. 4, Zhongxing Rd., Zhudong Township, Hsinchu County, Taiwan

Telephone :+886-2-7737-3000

Facsimile (FAX) :+886-3-583-7948

Doc No: 17-EM-F0876 / 5.0



Test Procedures

[For 9 kHz ~ 30 MHz]

- a. The EUT was placed on the top of a rotating table 0.8 meters above the ground at a 3 meter chamber room. The table was rotated 360 degrees to determine the position of the highest radiation.
- b. The EUT was set 3 meters away from the interference-receiving antenna, which was mounted on the top of a variable-height antenna tower.
- c. Parallel, perpendicular, and ground-parallel orientations of the antenna are set to make the measurement.
- d. For each suspected emission, the EUT was arranged to its worst case and the rotatable table was turned from 0 degrees to 360 degrees to find the maximum reading.
- e. For measurement below 30MHz, the initial step in collecting conducted emission data is a spectrum analyzer peak detector mode pre-scanning the measurement frequency range. Significant peaks are then marked and then Quasi Peak detector mode re-measured. If the emission level of the EUT measured by the peak detector is lower than the applicable limit, the peak emission level will be reported. Otherwise, the emission measurement will be repeated using the quasi-peak detector and reported.

NOTE:

1. The resolution bandwidth and video bandwidth of test receiver/spectrum analyzer is 9kHz at frequency below 30MHz.

[For above 30 MHz]

- a. The EUT was placed on the top of a rotating table 0.8 meters (for 30MHz ~ 1GHz) / 1.5 meters (for above 1GHz) above the ground at 3 meter chamber room for test. The table was rotated 360 degrees to determine the position of the highest radiation.
- b. The EUT was set 3 meters away from the interference-receiving antenna, which was mounted on the top of a variable-height antenna tower.
- c. The height of antenna is varied from one meter to four meters above the ground to determine the maximum value of the field strength. Both horizontal and vertical polarizations of the antenna are set to make the measurement.
- d. For each suspected emission, the EUT was arranged to its worst case and then the antenna was tuned to heights from 1 meter to 4 meters and the rotatable table was turned from 0 degrees to 360 degrees to find the maximum reading.
- e. For measurement below 1GHz, the initial step in collecting conducted emission data is a spectrum analyzer peak detector mode pre-scanning the measurement frequency range. Significant peaks are then marked and then Quasi Peak detector mode re-measured. If the emission level of the EUT measured by the peak detector is lower than the applicable limit, the peak emission level will be reported. Otherwise, the emission measurement will be repeated using the quasi-peak detector and reported.
- f. The test-receiver system was set to peak and average detects function and specified bandwidth with maximum hold mode when the test frequency is above 1 GHz. If the peak reading value also meets average limit, measurement with the average detector is unnecessary.

Underwriters Laboratories Taiwan Co., Ltd.

Building B and Building E, No. 372-7, Sec. 4, Zhongxing Rd., Zhudong Township, Hsinchu County, Taiwan

Telephone :+886-2-7737-3000

Facsimile (FAX) :+886-3-583-7948

Doc No: 17-EM-F0876 / 5.0

Note:

- a. The resolution bandwidth and video bandwidth of test receiver/spectrum analyzer is 120kHz for Quasi-peak detection (QP) at frequency below 1GHz.
- b. The resolution bandwidth of test receiver/spectrum analyzer is 1 MHz and the video bandwidth is 3 MHz for Peak detection (PK) at frequency above 1GHz.
- c. The resolution bandwidth of test receiver/spectrum analyzer is 1MHz and the video bandwidth is $\geq 1/T$ (Duty cycle < 98%) or 10Hz (Duty cycle $\geq 98\%$) for Average detection (AV) at frequency above 1GHz.

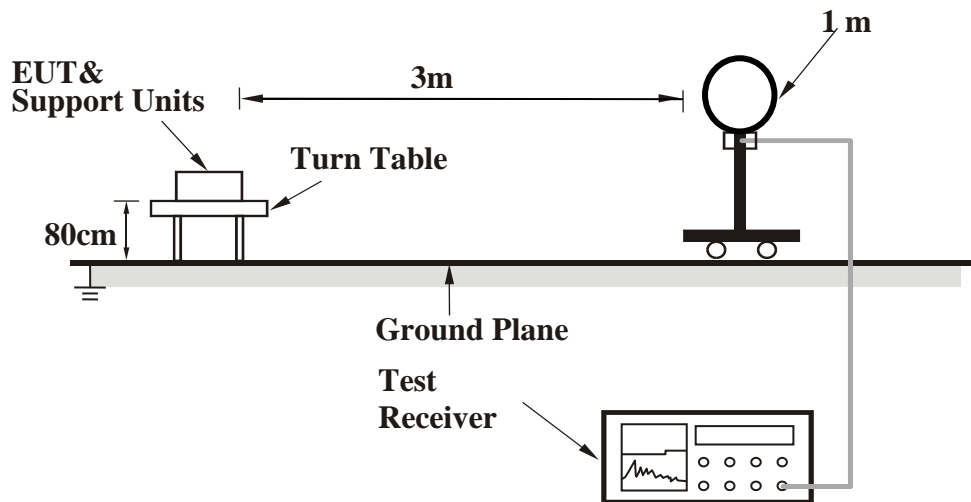
Configuration	Average	
	RBW	VBW
BT 4.0-LE	1MHz	2 kHz
BT 5.0-LE	1MHz	1 kHz
BT 5.0-LR	1MHz	1 kHz

Note: Refer to section 6.6 for duty cycle.

- d. All modes of operation were investigated (includes all external accessories) and the worst-case emissions are reported.

Test Setup

<Frequency Range 9 kHz ~ 30 MHz>



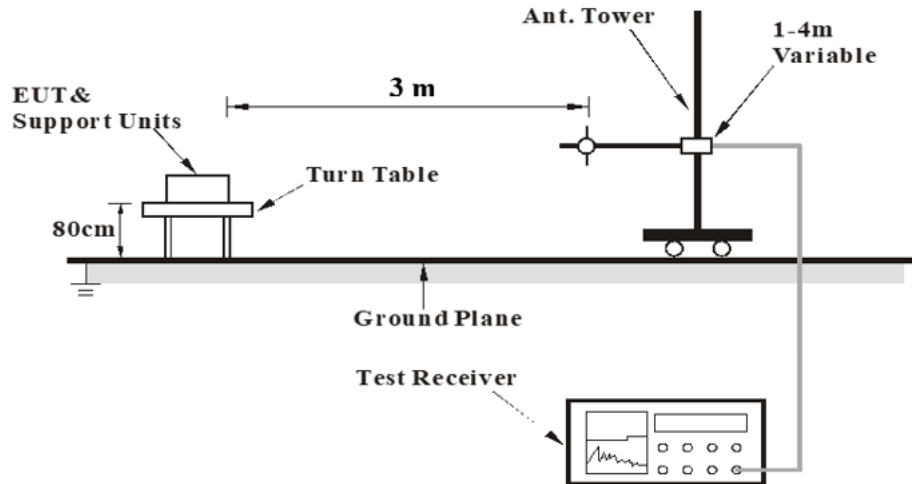
Underwriters Laboratories Taiwan Co., Ltd.

Building B and Building E, No. 372-7, Sec. 4, Zhongxing Rd., Zhudong Township, Hsinchu County, Taiwan

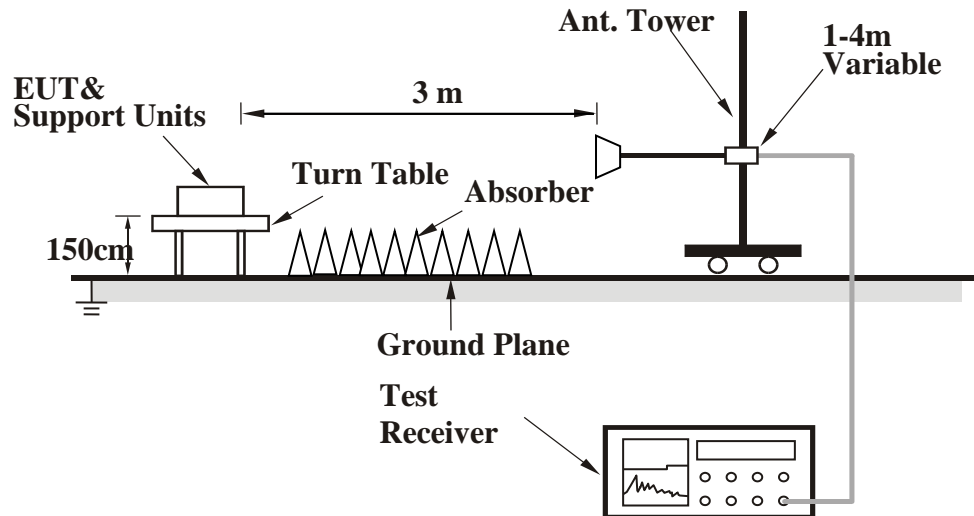
Telephone :+886-2-7737-3000

Facsimile (FAX) :+886-3-583-7948

<Frequency Range 30 MHz ~ 1 GHz >



<Frequency Range above 1 GHz>



For the actual test configuration, please refer to the Setup Configurations.



Test Data

Above 1GHz Data

BT 4.0-LE

EUT Test Condition		Measurement Detail	
Channel	Channel 0	Frequency Range	1 GHz ~ 26.5 GHz

Antenna Polarity & Test Distance: Horizontal at 3 m							
Notation	Frequency	Reading	Correct	Result	Limit	Margin	Remark
	(MHz)	(dBuV/m)	dB/m	(dBuV/m)	(dBuV/m)	(dB)	
-	2363.6	48.71	3.81	52.52	74	-21.48	Peak
@	2402	98.22	3.85	102.07	-	-	Peak
-	2355.4	35.89	3.8	39.69	54	-14.31	Average
@	2402	97.96	3.85	101.81	-	-	Average
*	4804	38.92	-0.7	38.22	74	-35.78	Peak
Antenna Polarity & Test Distance: Vertical at 3 m							
Notation	Frequency	Reading	Correct	Result	Limit	Margin	Remark
	(MHz)	(dBuV/m)	dB/m	(dBuV/m)	(dBuV/m)	(dB)	
-	2335.8	49.59	3.79	53.38	74	-20.62	Peak
@	2402	98	3.85	101.85	-	-	Peak
-	2361.4	35.84	3.81	39.65	54	-14.35	Average
@	2402	96.65	3.85	100.5	-	-	Average
*	4804	37.57	-0.7	36.87	74	-37.13	Peak

Remarks:

1. Result value (dBuV/m) = Reading value (dBuV/m) + Correction Factor (dB/m).
2. Margin(dB) = Result value (dBuV/m) - Limit value (dBuV/m).
3. Correction Factor (dB/m) = Antenna Factor (dBuV/m) + Cable Loss (dB) - Preamp Factor (dB).
4. "@": Fundamental Frequency.
5. "* *": The peak result complies with AVG limit, AVG result is deemed to comply with AVG limit.
6. The other emission levels were very low against the limit.

Underwriters Laboratories Taiwan Co., Ltd.

Building B and Building E, No. 372-7, Sec. 4, Zhongxing Rd., Zhudong Township, Hsinchu County, Taiwan
Telephone :+886-2-7737-3000
Facsimile (FAX) :+886-3-583-7948



EUT Test Condition		Measurement Detail	
Channel	Channel 19	Frequency Range	1 GHz ~ 26.5 GHz

Antenna Polarity & Test Distance: Horizontal at 3 m							
Notation	Frequency	Reading	Correct	Result	Limit	Margin	Remark
	(MHz)	(dBuV/m)	dB/m	(dBuV/m)	(dBuV/m)	(dB)	
-	2340	48.62	3.79	52.41	74	-21.59	Peak
@	2440	98.03	3.73	101.76	-	-	Peak
-	2488.8	48.26	3.73	51.99	74	-22.01	Peak
-	2380	35.78	3.83	39.61	54	-14.39	Average
@	2440	96.72	3.73	100.45	-	-	Average
-	2496.6	36.2	3.74	39.94	54	-14.06	Average
*	4880	37.4	-0.57	36.83	74	-37.17	Peak
Antenna Polarity & Test Distance: Vertical at 3 m							
Notation	Frequency	Reading	Correct	Result	Limit	Margin	Remark
	(MHz)	(dBuV/m)	dB/m	(dBuV/m)	(dBuV/m)	(dB)	
-	2335.4	48.88	3.79	52.67	74	-21.33	Peak
@	2440	99.41	3.73	103.14	-	-	Peak
-	2499	48.81	3.74	52.55	74	-21.45	Peak
-	2385.2	35.81	3.84	39.65	54	-14.35	Average
@	2440	98.37	3.73	102.1	-	-	Average
-	2496.2	36.2	3.74	39.94	54	-14.06	Average
*	4880	37.97	-0.57	37.4	74	-36.6	Peak

Remarks:

1. Result value (dBuV/m) = Reading value (dBuV/m) + Correction Factor (dB/m).
2. Margin(dB) = Result value (dBuV/m) - Limit value (dBuV/m).
3. Correction Factor (dB/m) = Antenna Factor (dBuV/m) + Cable Loss (dB) - Preamp Factor (dB).
4. "@": Fundamental Frequency.
5. "*": The peak result complies with AVG limit, AVG result is deemed to comply with AVG limit.
6. The other emission levels were very low against the limit.

Underwriters Laboratories Taiwan Co., Ltd.

Building B and Building E, No. 372-7, Sec. 4, Zhongxing Rd., Zhudong Township, Hsinchu County, Taiwan

Telephone :+886-2-7737-3000

Facsimile (FAX) :+886-3-583-7948

Doc No: 17-EM-F0876 / 5.0



EUT Test Condition		Measurement Detail	
Channel	Channel 39	Frequency Range	1 GHz ~ 26.5 GHz

Antenna Polarity & Test Distance: Horizontal at 3 m							
Notation	Frequency	Reading	Correct	Result	Limit	Margin	Remark
	(MHz)	(dBuV/m)	dB/m	(dBuV/m)	(dBuV/m)	(dB)	
@	2480	96.48	3.72	100.2	-	-	Peak
-	2505.8	49.13	3.76	52.89	74	-21.11	Peak
@	2480	95.41	3.72	99.13	-	-	Average
-	2483.6	36.68	3.72	40.4	54	-13.6	Average
*	4960	37.15	-0.51	36.64	74	-37.36	Peak
Antenna Polarity & Test Distance: Vertical at 3 m							
Notation	Frequency	Reading	Correct	Result	Limit	Margin	Remark
	(MHz)	(dBuV/m)	dB/m	(dBuV/m)	(dBuV/m)	(dB)	
@	2480	95.23	3.72	98.95	-	-	Average
-	2501	48.99	3.74	52.73	74	-21.27	Peak
@	2480	97.46	3.72	101.18	-	-	Peak
-	2483.6	37.12	3.72	40.84	54	-13.16	Average
*	4960	38.38	-0.51	37.87	74	-36.13	Peak

Remarks:

1. Result value (dBuV/m) = Reading value (dBuV/m) + Correction Factor (dB/m).
2. Margin(dB) = Result value (dBuV/m) - Limit value (dBuV/m).
3. Correction Factor (dB/m) = Antenna Factor (dBuV/m) + Cable Loss (dB) - Preamp Factor (dB).
4. "@": Fundamental Frequency.
5. "*": The peak result complies with AVG limit, AVG result is deemed to comply with AVG limit.
6. The other emission levels were very low against the limit.

Underwriters Laboratories Taiwan Co., Ltd.

Building B and Building E, No. 372-7, Sec. 4, Zhongxing Rd., Zhudong Township, Hsinchu County, Taiwan

Telephone :+886-2-7737-3000

Facsimile (FAX) :+886-3-583-7948

Doc No: 17-EM-F0876 / 5.0



BT 5.0-LE

EUT Test Condition		Measurement Detail	
Channel	Channel 0	Frequency Range	1 GHz ~ 26.5 GHz

Antenna Polarity & Test Distance: Horizontal at 3 m							
Notation	Frequency	Reading	Correct	Result	Limit	Margin	Remark
	(MHz)	(dBuV/m)	dB/m	(dBuV/m)	(dBuV/m)	(dB)	
-	2369.4	48.37	3.82	52.19	74	-21.81	Peak
@	2402	97.52	3.85	101.37	-	-	Peak
-	2386.4	35.83	3.84	39.67	54	-14.33	Average
@	2402	96.2	3.85	100.05	-	-	Average
*	4804	39.23	-0.7	38.53	74	-35.47	Peak
Antenna Polarity & Test Distance: Vertical at 3 m							
Notation	Frequency	Reading	Correct	Result	Limit	Margin	Remark
	(MHz)	(dBuV/m)	dB/m	(dBuV/m)	(dBuV/m)	(dB)	
-	2377.6	48.89	3.82	52.71	74	-21.29	Peak
@	2402	97.68	3.85	101.53	-	-	Peak
-	2389.4	35.77	3.84	39.61	54	-14.39	Average
@	2402	93.63	3.85	97.48	-	-	Average
*	4804	39.21	-0.7	38.51	74	-35.49	Peak

Remarks:

1. Result value (dBuV/m) = Reading value (dBuV/m) + Correction Factor (dB/m).
2. Margin(dB) = Result value (dBuV/m) - Limit value (dBuV/m).
3. Correction Factor (dB/m) = Antenna Factor (dBuV/m) + Cable Loss (dB) - Preamp Factor (dB).
4. "@": Fundamental Frequency.
5. "*": The peak result complies with AVG limit, AVG result is deemed to comply with AVG limit.
6. The other emission levels were very low against the limit.

Underwriters Laboratories Taiwan Co., Ltd.

Building B and Building E, No. 372-7, Sec. 4, Zhongxing Rd., Zhudong Township, Hsinchu County, Taiwan

Telephone :+886-2-7737-3000

Facsimile (FAX) :+886-3-583-7948

Doc No: 17-EM-F0876 / 5.0



EUT Test Condition		Measurement Detail	
Channel	Channel 19	Frequency Range	1 GHz ~ 26.5 GHz

Antenna Polarity & Test Distance: Horizontal at 3 m							
Notation	Frequency	Reading	Correct	Result	Limit	Margin	Remark
	(MHz)	(dBuV/m)	dB/m	(dBuV/m)	(dBuV/m)	(dB)	
-	2367.4	48.57	3.82	52.39	74	-21.61	Peak
@	2440	96.46	3.73	100.19	-	-	Peak
-	2498.6	48.93	3.74	52.67	74	-21.33	Peak
-	2389.8	35.91	3.84	39.75	54	-14.25	Average
@	2440	95.42	3.73	99.15	-	-	Average
-	2492	36.11	3.74	39.85	54	-14.15	Average
*	4880	38.62	-0.57	38.05	74	-35.95	Peak
Antenna Polarity & Test Distance: Vertical at 3 m							
Notation	Frequency	Reading	Correct	Result	Limit	Margin	Remark
	(MHz)	(dBuV/m)	dB/m	(dBuV/m)	(dBuV/m)	(dB)	
-	2365.4	49.43	3.81	53.24	74	-20.76	Peak
@	2440	97.48	3.73	101.21	-	-	Peak
-	2497.8	48.79	3.73	52.52	74	-21.48	Peak
-	2390	35.75	3.84	39.59	54	-14.41	Average
@	2440	95.42	3.73	99.15	-	-	Average
-	2490.4	36.11	3.73	39.84	54	-14.16	Average
*	4880	38.62	-0.57	38.05	74	-35.95	Peak

Remarks:

1. Result value (dBuV/m) = Reading value (dBuV/m) + Correction Factor (dB/m).
2. Margin(dB) = Result value (dBuV/m) - Limit value (dBuV/m).
3. Correction Factor (dB/m) = Antenna Factor (dBuV/m) + Cable Loss (dB) - Preamp Factor (dB).
4. "@": Fundamental Frequency.
5. "*": The peak result complies with AVG limit, AVG result is deemed to comply with AVG limit.
6. The other emission levels were very low against the limit.

Underwriters Laboratories Taiwan Co., Ltd.

Building B and Building E, No. 372-7, Sec. 4, Zhongxing Rd., Zhudong Township, Hsinchu County, Taiwan

Telephone :+886-2-7737-3000

Facsimile (FAX) :+886-3-583-7948

Doc No: 17-EM-F0876 / 5.0



EUT Test Condition		Measurement Detail	
Channel	Channel 39	Frequency Range	1 GHz ~ 26.5 GHz

Antenna Polarity & Test Distance: Horizontal at 3 m							
Notation	Frequency	Reading	Correct	Result	Limit	Margin	Remark
	(MHz)	(dBuV/m)	dB/m	(dBuV/m)	(dBuV/m)	(dB)	
@	2480	96.02	3.72	99.74	-	-	Peak
-	2495.6	48.71	3.74	52.45	74	-21.55	Peak
@	2480	93.92	3.72	97.64	-	-	Average
-	2483.6	38.24	3.72	41.96	54	-12.04	Average
*	4960	38.12	-0.51	37.61	74	-36.39	Peak
Antenna Polarity & Test Distance: Vertical at 3 m							
Notation	Frequency	Reading	Correct	Result	Limit	Margin	Remark
	(MHz)	(dBuV/m)	dB/m	(dBuV/m)	(dBuV/m)	(dB)	
@	2480	97.89	3.72	101.61	-	-	Peak
-	2496.8	49.18	3.74	52.92	74	-21.08	Peak
@	2480	96.8	3.72	100.52	-	-	Average
-	2483.6	39.45	3.72	43.17	54	-10.83	Average
*	4960	37.69	-0.51	37.18	74	-36.82	Peak

Remarks:

1. Result value (dBuV/m) = Reading value (dBuV/m) + Correction Factor (dB/m).
2. Margin(dB) = Result value (dBuV/m) - Limit value (dBuV/m).
3. Correction Factor (dB/m) = Antenna Factor (dBuV/m) + Cable Loss (dB) - Preamp Factor (dB).
4. "@": Fundamental Frequency.
5. "* *": The peak result complies with AVG limit, AVG result is deemed to comply with AVG limit.
6. The other emission levels were very low against the limit.

Underwriters Laboratories Taiwan Co., Ltd.

Building B and Building E, No. 372-7, Sec. 4, Zhongxing Rd., Zhudong Township, Hsinchu County, Taiwan

Telephone :+886-2-7737-3000

Facsimile (FAX) :+886-3-583-7948

Doc No: 17-EM-F0876 / 5.0



BT 5.0-LR

EUT Test Condition		Measurement Detail	
Channel	Channel 0	Frequency Range	1 GHz ~ 26.5 GHz

Antenna Polarity & Test Distance: Horizontal at 3 m							
Notation	Frequency	Reading	Correct	Result	Limit	Margin	Remark
	(MHz)	(dBuV/m)	dB/m	(dBuV/m)	(dBuV/m)	(dB)	
-	2359.6	48.79	3.8	52.59	74	-21.41	Peak
@	2402	97.77	3.85	101.62	-	-	Peak
-	2388.4	35.84	3.84	39.68	54	-14.32	Average
@	2402	97.02	3.85	100.87	-	-	Average
*	4804	39.18	-0.7	38.48	74	-35.52	Peak
Antenna Polarity & Test Distance: Vertical at 3 m							
Notation	Frequency	Reading	Correct	Result	Limit	Margin	Remark
	(MHz)	(dBuV/m)	dB/m	(dBuV/m)	(dBuV/m)	(dB)	
-	2338	50.35	3.79	54.14	74	-19.86	Peak
@	2402	96.77	3.85	100.62	-	-	Peak
-	2379.8	35.88	3.83	39.71	54	-14.29	Average
@	2402	95.98	3.85	99.83	-	-	Average
*	4804	38.56	-0.7	37.86	74	-36.14	Peak

Remarks:

1. Result value (dBuV/m) = Reading value (dBuV/m) + Correction Factor (dB/m).
2. Margin(dB) = Result value (dBuV/m) - Limit value (dBuV/m).
3. Correction Factor (dB/m) = Antenna Factor (dBuV/m) + Cable Loss (dB) - Preamp Factor (dB).
4. "@": Fundamental Frequency.
5. "*": The peak result complies with AVG limit, AVG result is deemed to comply with AVG limit.
6. The other emission levels were very low against the limit.

Underwriters Laboratories Taiwan Co., Ltd.

Building B and Building E, No. 372-7, Sec. 4, Zhongxing Rd., Zhudong Township, Hsinchu County, Taiwan
Telephone :+886-2-7737-3000
Facsimile (FAX) :+886-3-583-7948



EUT Test Condition		Measurement Detail	
Channel	Channel 19	Frequency Range	1 GHz ~ 26.5 GHz

Antenna Polarity & Test Distance: Horizontal at 3 m							
Notation	Frequency	Reading	Correct	Result	Limit	Margin	Remark
	(MHz)	(dBuV/m)	dB/m	(dBuV/m)	(dBuV/m)	(dB)	
-	2392.8	49.19	3.84	53.03	74	-20.97	Peak
@	2440	97.79	3.73	101.52	-	-	Peak
-	2493.2	49.07	3.73	52.8	74	-21.2	Peak
-	2354	35.83	3.8	39.63	54	-14.37	Average
@	2440	97.35	3.73	101.08	-	-	Average
-	2495.8	36.15	3.74	39.89	54	-14.11	Average
*	4880	38.83	-0.57	38.26	74	-35.74	Peak
Antenna Polarity & Test Distance: Vertical at 3 m							
Notation	Frequency	Reading	Correct	Result	Limit	Margin	Remark
	(MHz)	(dBuV/m)	dB/m	(dBuV/m)	(dBuV/m)	(dB)	
-	2347.8	48.59	3.79	52.38	74	-21.62	Peak
@	2440	98.16	3.73	101.89	-	-	Peak
-	2495.2	48.97	3.74	52.71	74	-21.29	Peak
-	2381.6	35.82	3.83	39.65	54	-14.35	Average
@	2440	97.29	3.73	101.02	-	-	Average
-	2505	36.04	3.76	39.8	54	-14.2	Average
*	4880	38.94	-0.57	38.37	74	-35.63	Peak

Remarks:

1. Result value (dBuV/m) = Reading value (dBuV/m) + Correction Factor (dB/m).
2. Margin(dB) = Result value (dBuV/m) - Limit value (dBuV/m).
3. Correction Factor (dB/m) = Antenna Factor (dBuV/m) + Cable Loss (dB) - Preamp Factor (dB).
4. "@": Fundamental Frequency.
5. "*": The peak result complies with AVG limit, AVG result is deemed to comply with AVG limit.
6. The other emission levels were very low against the limit.

Underwriters Laboratories Taiwan Co., Ltd.

Building B and Building E, No. 372-7, Sec. 4, Zhongxing Rd., Zhudong Township, Hsinchu County, Taiwan

Telephone :+886-2-7737-3000

Facsimile (FAX) :+886-3-583-7948

Doc No: 17-EM-F0876 / 5.0



EUT Test Condition		Measurement Detail	
Channel	Channel 39	Frequency Range	1 GHz ~ 26.5 GHz

Antenna Polarity & Test Distance: Horizontal at 3 m							
Notation	Frequency	Reading	Correct	Result	Limit	Margin	Remark
	(MHz)	(dBuV/m)	dB/m	(dBuV/m)	(dBuV/m)	(dB)	
@	2480	96.8	3.72	100.52	-	-	Peak
-	2500.4	48.82	3.74	52.56	74	-21.44	Peak
@	2480	96.13	3.72	99.85	-	-	Average
-	2483.6	36.85	3.72	40.57	54	-13.43	Average
*	4960	38.82	-0.51	38.31	74	-35.69	Peak
Antenna Polarity & Test Distance: Vertical at 3 m							
Notation	Frequency	Reading	Correct	Result	Limit	Margin	Remark
	(MHz)	(dBuV/m)	dB/m	(dBuV/m)	(dBuV/m)	(dB)	
@	2480	98.14	3.72	101.86	-	-	Peak
-	2505	49.32	3.76	53.08	74	-20.92	Peak
@	2480	97.52	3.72	101.24	-	-	Average
-	2483.6	37.4	3.72	41.12	54	-12.88	Average
*	4960	38.73	-0.51	38.22	74	-35.78	Peak

Remarks:

1. Result value (dBuV/m) = Reading value (dBuV/m) + Correction Factor (dB/m).
2. Margin(dB) = Result value (dBuV/m) - Limit value (dBuV/m).
3. Correction Factor (dB/m) = Antenna Factor (dBuV/m) + Cable Loss (dB) - Preamp Factor (dB).
4. "@": Fundamental Frequency.
5. "* *": The peak result complies with AVG limit, AVG result is deemed to comply with AVG limit.
6. The other emission levels were very low against the limit.

Underwriters Laboratories Taiwan Co., Ltd.

Building B and Building E, No. 372-7, Sec. 4, Zhongxing Rd., Zhudong Township, Hsinchu County, Taiwan

Telephone :+886-2-7737-3000

Facsimile (FAX) :+886-3-583-7948

Doc No: 17-EM-F0876 / 5.0



9 kHz ~ 30 MHz Data

For 9 kHz to 30 MHz radiated emission have performed all modes of operation were investigated. The amplitude of spurious emissions attenuated more than 20 dB below the permissible value is not required to be report.

No non-compliance noted:

KDB 414788 D01 OATS and Chamber Correlation Justification

- Base on FCC 15.31 (f) (2): measurements may be performed at a distance closer than that specified in the regulations; however, an attempt should be made to avoid making measurements in the near field.

- OATs and chamber correlation testing had been performed and chamber measured test results is the worst case test result.

Although these tests were performed other than open area test site, adequate comparison measurements were confirmed against 30m open area test site. Therefore sufficient tests were made to demonstrate that the alternative site produces results that correlate with the ones of tests made in an open field based on KDB 414788.

Underwriters Laboratories Taiwan Co., Ltd.

Building B and Building E, No. 372-7, Sec. 4, Zhongxing Rd., Zhudong Township, Hsinchu County, Taiwan

Telephone :+886-2-7737-3000

Facsimile (FAX) :+886-3-583-7948

Doc No: 17-EM-F0876 / 5.0

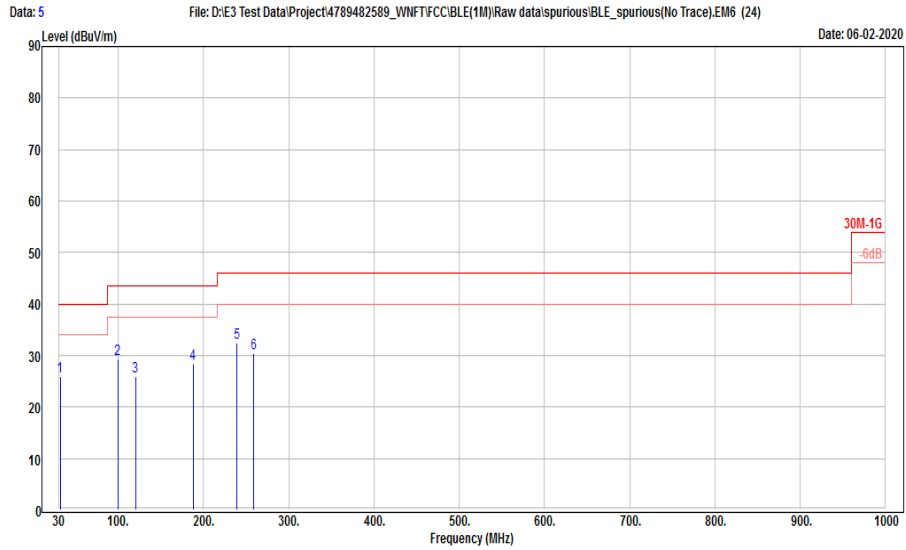


30 MHz ~ 1 GHz Data

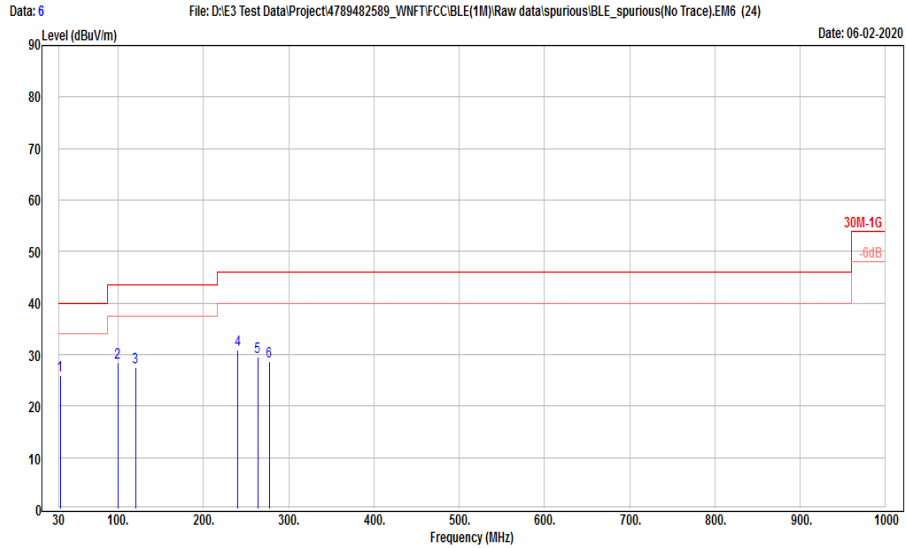
BT 4.0-LE

EUT Test Condition		Measurement Detail	
Channel	Channel 39	Frequency Range	30 MHz ~ 1 GHz

Horizontal



Vertical



Underwriters Laboratories Taiwan Co., Ltd.

Building B and Building E, No. 372-7, Sec. 4, Zhongxing Rd., Zhudong Township, Hsinchu County, Taiwan

Telephone : +886-2-7737-3000

Facsimile (FAX) : +886-3-583-7948

Doc No: 17-EM-F0876 / 5.0



Antenna Polarity & Test Distance: Horizontal at 3 m							
Notation	Frequency	Reading	Correct	Result	Limit	Margin	Remark
	(MHz)	(dBuV/m)	dB/m	(dBuV/m)	(dBuV/m)	(dB)	
-	31.94	42.09	-16.04	26.05	40	-13.95	Peak
-	99.84	49.18	-19.78	29.4	43.5	-14.1	Peak
-	120.21	43.39	-17.47	25.92	43.5	-17.58	Peak
-	188.11	44.42	-16.11	28.31	43.5	-15.19	Peak
-	239.52	48.31	-15.81	32.5	46	-13.5	Peak
-	258.92	45.71	-15.32	30.39	46	-15.61	Peak
Antenna Polarity & Test Distance: Vertical at 3 m							
Notation	Frequency	Reading	Correct	Result	Limit	Margin	Remark
	(MHz)	(dBuV/m)	dB/m	(dBuV/m)	(dBuV/m)	(dB)	
-	31.94	42.03	-16.04	25.99	40	-14.01	Peak
-	99.84	48.21	-19.78	28.43	43.5	-15.07	Peak
-	120.21	44.98	-17.47	27.51	43.5	-15.99	Peak
-	240.49	46.63	-15.78	30.85	46	-15.15	Peak
-	263.77	44.6	-15.11	29.49	46	-16.51	Peak
-	277.35	43.07	-14.33	28.74	46	-17.26	Peak

Remarks:

1. Result value (dBuV/m) = Reading value (dBuV/m) + Correction Factor (dB/m).
2. Margin(dB) = Result value (dBuV/m) - Limit value (dBuV/m).
3. Correction Factor (dB/m) = Antenna Factor (dBuV/m) + Cable Loss (dB) - Preamp Factor (dB).
4. The peak result complies with QP limit, QP result is deemed to comply with QP limit.
5. The other emission levels were very low against the limit.

Underwriters Laboratories Taiwan Co., Ltd.

Building B and Building E, No. 372-7, Sec. 4, Zhongxing Rd., Zhudong Township, Hsinchu County, Taiwan

Telephone :+886-2-7737-3000

Facsimile (FAX) :+886-3-583-7948

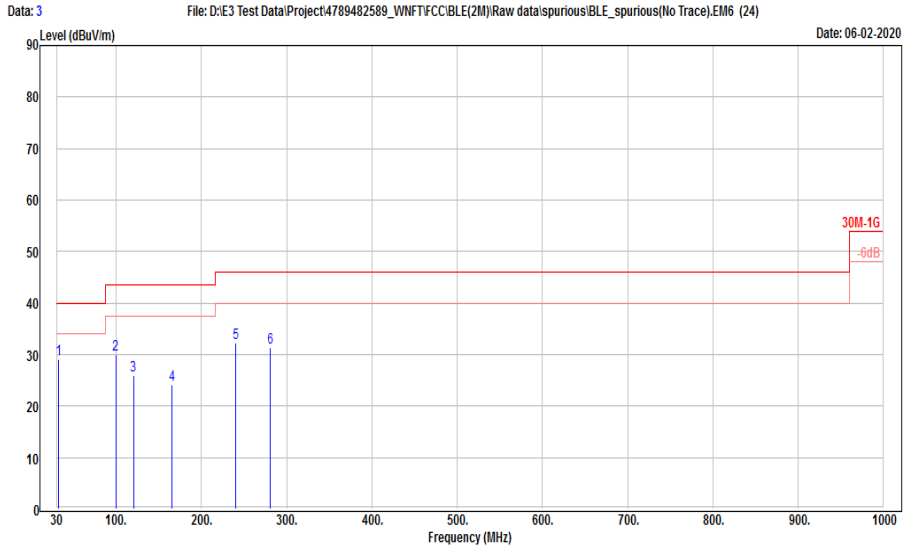
Doc No: 17-EM-F0876 / 5.0



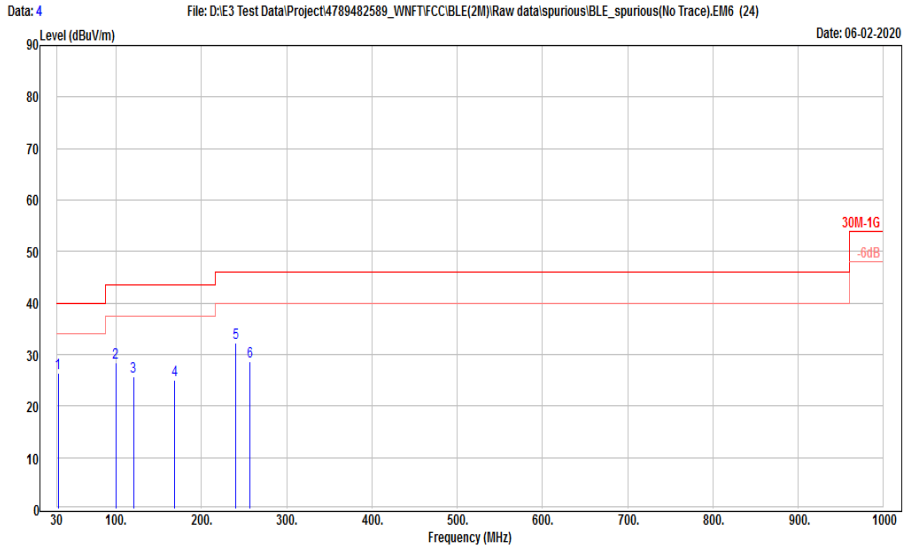
BT 5.0-LE

EUT Test Condition		Measurement Detail	
Channel	Channel 19	Frequency Range	30 MHz ~ 1 GHz

Horizontal



Vertical



Underwriters Laboratories Taiwan Co., Ltd.

Building B and Building E, No. 372-7, Sec. 4, Zhongxing Rd., Zhudong Township, Hsinchu County, Taiwan

Telephone : +886-2-7737-3000

Facsimile (FAX) : +886-3-583-7948

Doc No: 17-EM-F0876 / 5.0



Antenna Polarity & Test Distance: Horizontal at 3 m							
Notation	Frequency	Reading	Correct	Result	Limit	Margin	Remark
	(MHz)	(dBuV/m)	dB/m	(dBuV/m)	(dBuV/m)	(dB)	
-	32.91	44.87	-15.74	29.13	40	-10.87	Peak
-	99.84	49.76	-19.78	29.98	43.5	-13.52	Peak
-	120.21	43.41	-17.47	25.94	43.5	-17.56	Peak
-	165.8	38.94	-14.76	24.18	43.5	-19.32	Peak
-	240.49	47.99	-15.78	32.21	46	-13.79	Peak
-	281.23	45.58	-14.26	31.32	46	-14.68	Peak
Antenna Polarity & Test Distance: Vertical at 3 m							
Notation	Frequency	Reading	Correct	Result	Limit	Margin	Remark
	(MHz)	(dBuV/m)	dB/m	(dBuV/m)	(dBuV/m)	(dB)	
-	31.94	42.36	-16.04	26.32	40	-13.68	Peak
-	99.84	48.23	-19.78	28.45	43.5	-15.05	Peak
-	120.21	43.28	-17.47	25.81	43.5	-17.69	Peak
-	168.71	39.83	-14.82	25.01	43.5	-18.49	Peak
-	240.49	48.01	-15.78	32.23	46	-13.77	Peak
-	256.98	44.03	-15.42	28.61	46	-17.39	Peak

Remarks:

1. Result value (dBuV/m) = Reading value (dBuV/m) + Correction Factor (dB/m).
2. Margin(dB) = Result value (dBuV/m) - Limit value (dBuV/m).
3. Correction Factor (dB/m) = Antenna Factor (dBuV/m) + Cable Loss (dB) - Preamp Factor (dB).
4. The peak result complies with QP limit, QP result is deemed to comply with QP limit.
5. The other emission levels were very low against the limit.

Underwriters Laboratories Taiwan Co., Ltd.

Building B and Building E, No. 372-7, Sec. 4, Zhongxing Rd., Zhudong Township, Hsinchu County, Taiwan

Telephone :+886-2-7737-3000

Facsimile (FAX) :+886-3-583-7948

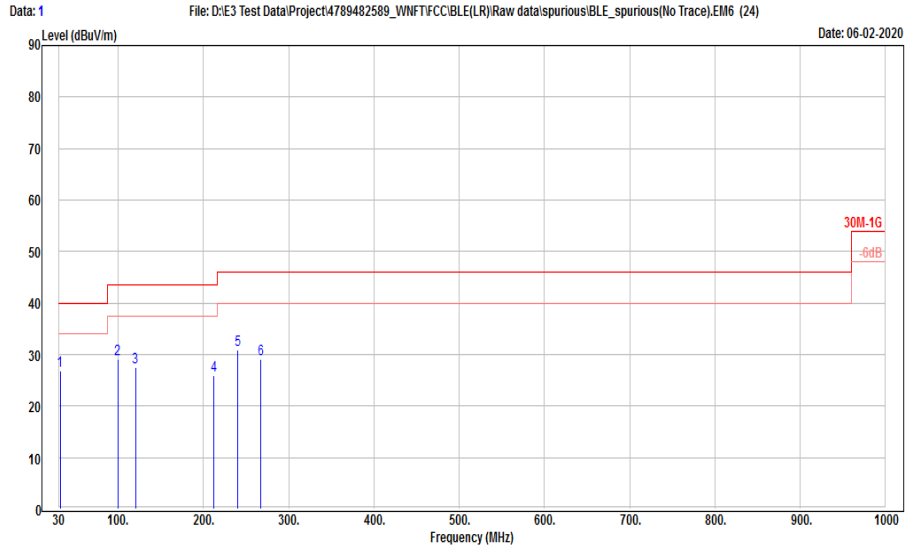
Doc No: 17-EM-F0876 / 5.0



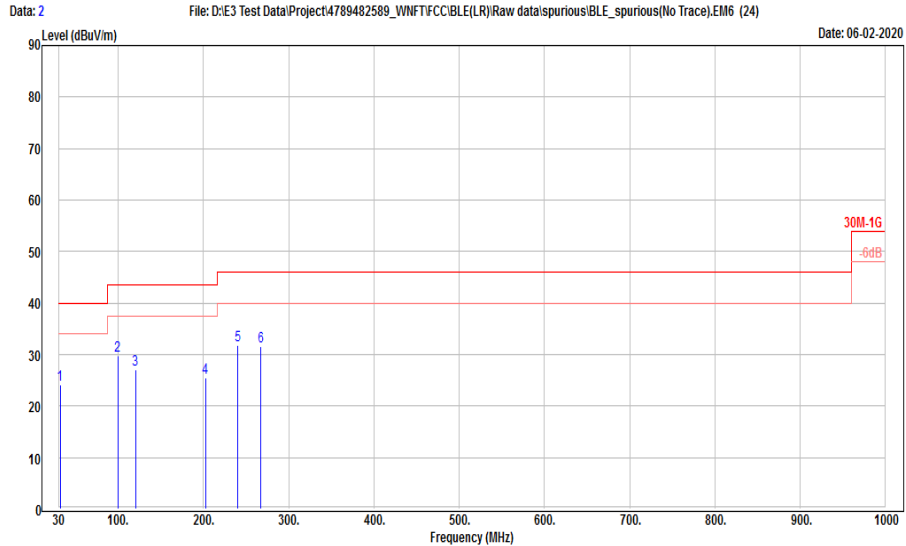
BT 5.0-LR

EUT Test Condition		Measurement Detail	
Channel	Channel 0	Frequency Range	30 MHz ~ 1 GHz

Horizontal



Vertical



Underwriters Laboratories Taiwan Co., Ltd.

Building B and Building E, No. 372-7, Sec. 4, Zhongxing Rd., Zhudong Township, Hsinchu County, Taiwan

Telephone : +886-2-7737-3000

Facsimile (FAX) : +886-3-583-7948

Doc No: 17-EM-F0876 / 5.0



Antenna Polarity & Test Distance: Horizontal at 3 m							
Notation	Frequency	Reading	Correct	Result	Limit	Margin	Remark
	(MHz)	(dBuV/m)	dB/m	(dBuV/m)	(dBuV/m)	(dB)	
-	31.94	42.93	-16.04	26.89	40	-13.11	Peak
-	99.84	48.94	-19.78	29.16	43.5	-14.34	Peak
-	120.21	44.97	-17.47	27.5	43.5	-16	Peak
-	212.36	43.43	-17.41	26.02	43.5	-17.48	Peak
-	240.49	46.6	-15.78	30.82	46	-15.18	Peak
-	267.65	43.9	-14.82	29.08	46	-16.92	Peak

Antenna Polarity & Test Distance: Vertical at 3 m							
Notation	Frequency	Reading	Correct	Result	Limit	Margin	Remark
	(MHz)	(dBuV/m)	dB/m	(dBuV/m)	(dBuV/m)	(dB)	
-	31.94	40.11	-16.04	24.07	40	-15.93	Peak
-	99.84	49.61	-19.78	29.83	43.5	-13.67	Peak
-	120.21	44.58	-17.47	27.11	43.5	-16.39	Peak
-	202.66	42.98	-17.59	25.39	43.5	-18.11	Peak
-	240.49	47.53	-15.78	31.75	46	-14.25	Peak
-	267.65	46.35	-14.82	31.53	46	-14.47	Peak

Remarks:

1. Result value (dBuV/m) = Reading value (dBuV/m) + Correction Factor (dB/m).
2. Margin(dB) = Result value (dBuV/m) - Limit value (dBuV/m).
3. Correction Factor (dB/m) = Antenna Factor (dBuV/m) + Cable Loss (dB) - Preamp Factor (dB).
4. The peak result complies with QP limit, QP result is deemed to comply with QP limit.
5. The other emission levels were very low against the limit.

Underwriters Laboratories Taiwan Co., Ltd.

Building B and Building E, No. 372-7, Sec. 4, Zhongxing Rd., Zhudong Township, Hsinchu County, Taiwan

Telephone :+886-2-7737-3000

Facsimile (FAX) :+886-3-583-7948

Doc No: 17-EM-F0876 / 5.0



9.6. AC Power Line Conducted Emission

Requirements

Frequency (MHz)	Conducted limit (dB μ V)	
	Quasi-peak	Average
0.15 - 0.5	66 - 56	56 - 46
0.50 - 5.0	56	46
5.0 - 30	60	50

Note:

1. The lower limit shall apply at the transition frequencies.
2. The limit decreases in line with the logarithm of the frequency in the range of 0.15 to 0.50MHz.

Test Procedures

- a. The EUT was placed 0.4 meters from the conducting wall of the shielded room with EUT being connected to the power mains through a line impedance stabilization network (LISN). Other support units were connected to the power mains through another LISN. The two LISNs provide 50 ohm/ 50uH of coupling impedance for the measuring instrument.
- b. Both lines of the power mains connected to the EUT were checked for maximum conducted interference.
- c. The frequency range from 150kHz to 30MHz was searched. Emission levels under (Limit - 20dB) was not recorded.

NOTE:

1. The resolution bandwidth and video bandwidth of test receiver is 9kHz for quasi-peak detection (QP) and average detection (AV) at frequency 0.15MHz-30MHz.

Underwriters Laboratories Taiwan Co., Ltd.

Building B and Building E, No. 372-7, Sec. 4, Zhongxing Rd., Zhudong Township, Hsinchu County, Taiwan

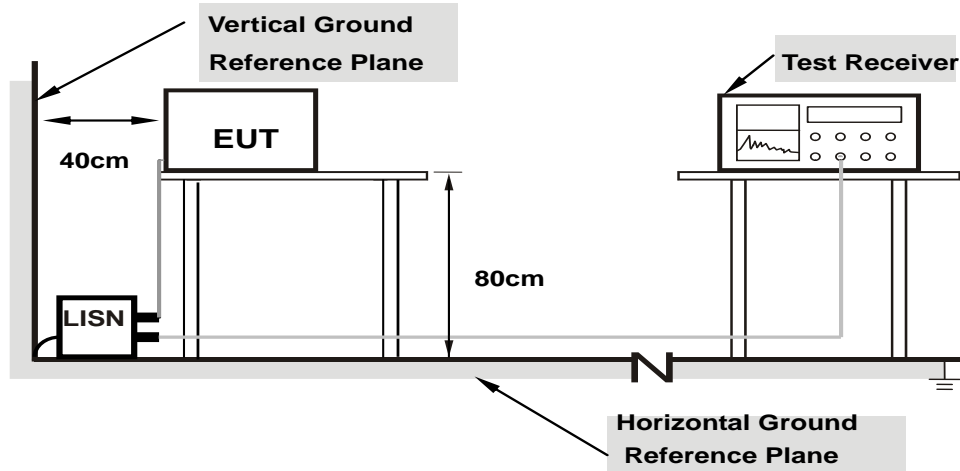
Telephone :+886-2-7737-3000

Facsimile (FAX) :+886-3-583-7948

Doc No: 17-EM-F0876 / 5.0



Test Setup



Note: 1.Support units were connected to second LISN.

For the actual test configuration, please refer to the Setup Configurations.

Underwriters Laboratories Taiwan Co., Ltd.

Building B and Building E, No. 372-7, Sec. 4, Zhongxing Rd., Zhudong Township, Hsinchu County, Taiwan

Telephone :+886-2-7737-3000

Facsimile (FAX) :+886-3-583-7948

Doc No: 17-EM-F0876 / 5.0

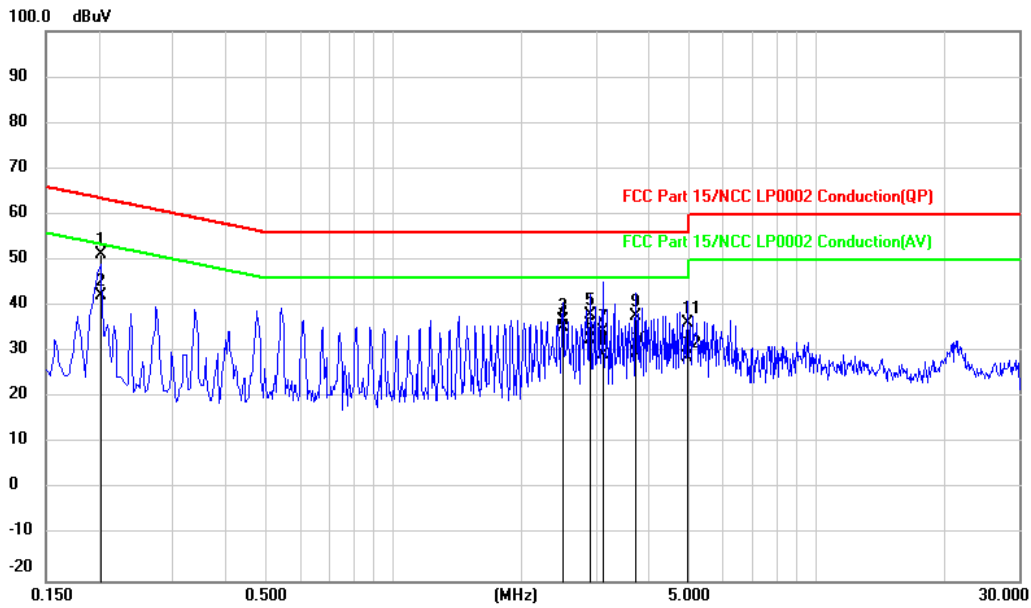


Test Data

BT 4.0-LE

EUT Test Condition		Measurement Detail	
Channel	Channel 39	Frequency Range	150 kHz ~ 30 MHz

Phase of Power : Line (L)



Underwriters Laboratories Taiwan Co., Ltd.

Building B and Building E, No. 372-7, Sec. 4, Zhongxing Rd., Zhudong Township, Hsinchu County, Taiwan

Telephone : +886-2-7737-3000

Facsimile (FAX) : +886-3-583-7948

Doc No: 17-EM-F0876 / 5.0



No.	Frequency (MHz)	Reading (dBuV)	Correct dB	Result (dBuV)	Limit (dBuV)	Margin (dB)	Remark
1	0.2033	31.74	19.47	51.21	63.47	-12.26	QP
2	0.2033	22.86	19.47	42.33	53.47	-11.14	AVG
3	2.5047	17.32	19.53	36.85	56.00	-19.15	QP
4	2.5047	15.75	19.53	35.28	46.00	-10.72	AVG
5	2.9111	18.36	19.55	37.91	56.00	-18.09	QP
6	2.9111	13.12	19.55	32.67	46.00	-13.33	AVG
7	3.1141	14.93	19.55	34.48	56.00	-21.52	QP
8	3.1141	9.84	19.55	29.39	46.00	-16.61	AVG
9	3.7236	18.32	19.58	37.90	56.00	-18.10	QP
10	3.7236	9.99	19.58	29.57	46.00	-16.43	AVG
11	4.9419	16.71	19.61	36.32	56.00	-19.68	QP
12	4.9419	9.07	19.61	28.68	46.00	-17.32	AVG

Remarks:

1. Result value (dBuV) = Reading value (dBuV) + Correction Factor (dB)
2. Margin(dB) = Result value (dBuV) - Limit value (dBuV)
3. Correction Factor(dB) = Insertion loss(dB) + Cable loss(dB)
4. The other emission levels were very low against the limit.

Underwriters Laboratories Taiwan Co., Ltd.

Building B and Building E, No. 372-7, Sec. 4, Zhongxing Rd., Zhudong Township, Hsinchu County, Taiwan

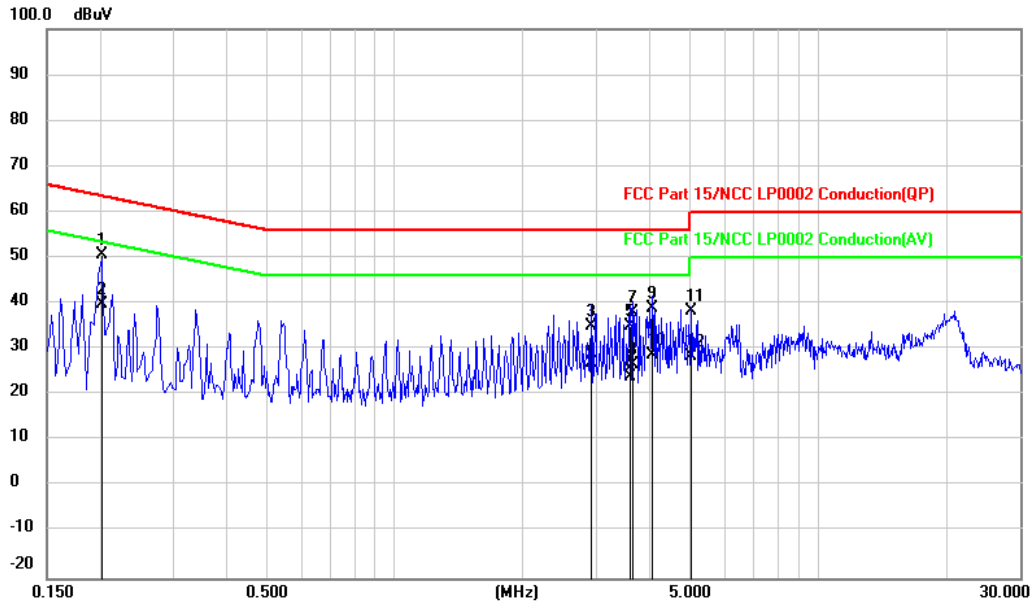
Telephone :+886-2-7737-3000

Facsimile (FAX) :+886-3-583-7948

Doc No: 17-EM-F0876 / 5.0



Phase of Power : Neutral (N)



Underwriters Laboratories Taiwan Co., Ltd.

Building B and Building E, No. 372-7, Sec. 4, Zhongxing Rd., Zhudong Township, Hsinchu County, Taiwan

Telephone : +886-2-7737-3000

Facsimile (FAX) : +886-3-583-7948

Doc No: 17-EM-F0876 / 5.0



No.	Frequency (MHz)	Reading (dBuV)	Correct dB	Result (dBuV)	Limit (dBuV)	Margin (dB)	Remark
1	0.2033	31.17	19.48	50.65	63.47	-12.82	QP
2	0.2033	20.46	19.48	39.94	53.47	-13.53	AVG
3	2.9114	15.53	19.56	35.09	56.00	-20.91	QP
4	2.9114	7.53	19.56	27.09	46.00	-18.91	AVG
5	3.5885	15.53	19.59	35.12	56.00	-20.88	QP
6	3.5885	4.39	19.59	23.98	46.00	-22.02	AVG
7	3.6563	18.38	19.59	37.97	56.00	-18.03	QP
8	3.6563	7.09	19.59	26.68	46.00	-19.32	AVG
9	4.0630	19.49	19.60	39.09	56.00	-16.91	QP
10	4.0630	9.09	19.60	28.69	46.00	-17.31	AVG
11	5.0108	18.77	19.62	38.39	60.00	-21.61	QP
12	5.0108	8.78	19.62	28.40	50.00	-21.60	AVG

Remarks:

1. Result value (dBuV) = Reading value (dBuV) + Correction Factor (dB)
2. Margin(dB) = Result value (dBuV) - Limit value (dBuV)
3. Correction Factor(dB) = Insertion loss(dB) + Cable loss(dB)
4. The other emission levels were very low against the limit.

Underwriters Laboratories Taiwan Co., Ltd.

Building B and Building E, No. 372-7, Sec. 4, Zhongxing Rd., Zhudong Township, Hsinchu County, Taiwan

Telephone :+886-2-7737-3000

Facsimile (FAX) :+886-3-583-7948

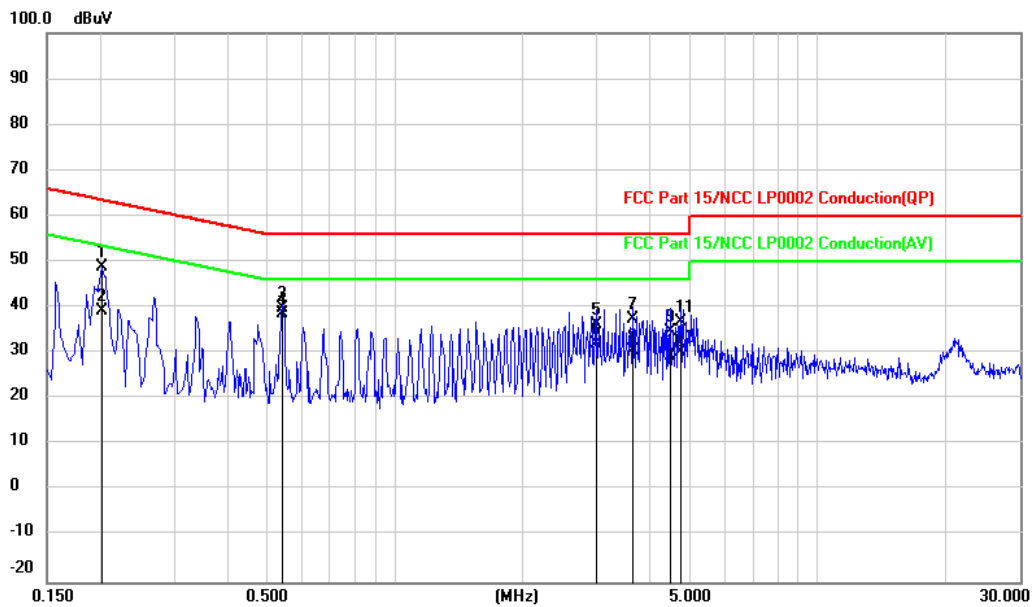
Doc No: 17-EM-F0876 / 5.0



BT 5.0-LE

EUT Test Condition		Measurement Detail	
Channel	Channel 19	Frequency Range	150 kHz ~ 30 MHz

Phase of Power : Line (L)



Underwriters Laboratories Taiwan Co., Ltd.

Building B and Building E, No. 372-7, Sec. 4, Zhongxing Rd., Zhudong Township, Hsinchu County, Taiwan

Telephone : +886-2-7737-3000

Facsimile (FAX) : +886-3-583-7948

Doc No: 17-EM-F0876 / 5.0



No.	Frequency (MHz)	Reading (dBuV)	Correct dB	Result (dBuV)	Limit (dBuV)	Margin (dB)	Remark
1	0.2028	29.45	19.47	48.92	63.50	-14.58	QP
2	0.2028	19.87	19.47	39.34	53.50	-14.16	AVG
3	0.5415	20.33	19.48	39.81	56.00	-16.19	QP
4	0.5415	19.03	19.48	38.51	46.00	-7.49	AVG
5	2.9798	16.84	19.55	36.39	56.00	-19.61	QP
6	2.9798	12.36	19.55	31.91	46.00	-14.09	AVG
7	3.6571	17.82	19.58	37.40	56.00	-18.60	QP
8	3.6571	10.89	19.58	30.47	46.00	-15.53	AVG
9	4.4697	15.25	19.59	34.84	56.00	-21.16	QP
10	4.4697	9.83	19.59	29.42	46.00	-16.58	AVG
11	4.7407	17.15	19.60	36.75	56.00	-19.25	QP
12	4.7407	10.80	19.60	30.40	46.00	-15.60	AVG

Remarks:

1. Result value (dBuV) = Reading value (dBuV) + Correction Factor (dB)
2. Margin(dB) = Result value (dBuV) - Limit value (dBuV)
3. Correction Factor(dB) = Insertion loss(dB) + Cable loss(dB)
4. The other emission levels were very low against the limit.

Underwriters Laboratories Taiwan Co., Ltd.

Building B and Building E, No. 372-7, Sec. 4, Zhongxing Rd., Zhudong Township, Hsinchu County, Taiwan

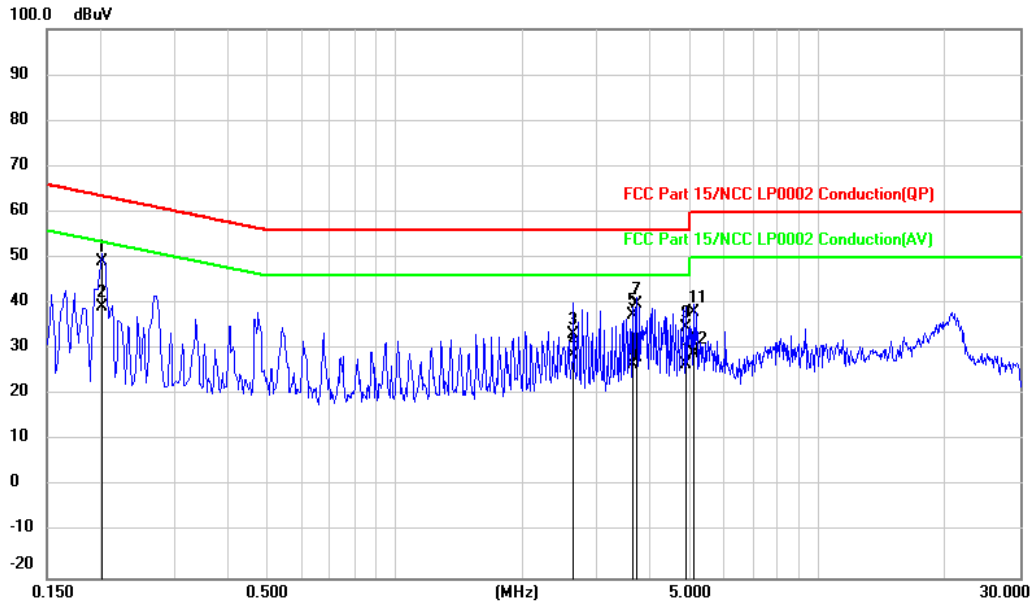
Telephone :+886-2-7737-3000

Facsimile (FAX) :+886-3-583-7948

Doc No: 17-EM-F0876 / 5.0



Phase of Power : Neutral (N)



Underwriters Laboratories Taiwan Co., Ltd.

Building B and Building E, No. 372-7, Sec. 4, Zhongxing Rd., Zhudong Township, Hsinchu County, Taiwan

Telephone : +886-2-7737-3000

Facsimile (FAX) : +886-3-583-7948

Doc No: 17-EM-F0876 / 5.0



No.	Frequency (MHz)	Reading (dBuV)	Correct dB	Result (dBuV)	Limit (dBuV)	Margin (dB)	Remark
1	0.2034	29.63	19.48	49.11	63.47	-14.36	QP
2	0.2034	19.82	19.48	39.30	53.47	-14.17	AVG
3	2.6411	13.78	19.55	33.33	56.00	-22.67	QP
4	2.6411	9.11	19.55	28.66	46.00	-17.34	AVG
5	3.6571	17.96	19.59	37.55	56.00	-18.45	QP
6	3.6571	6.98	19.59	26.57	46.00	-19.43	AVG
7	3.7249	20.19	19.59	39.78	56.00	-16.22	QP
8	3.7249	8.59	19.59	28.18	46.00	-17.82	AVG
9	4.8765	15.21	19.62	34.83	56.00	-21.17	QP
10	4.8765	7.18	19.62	26.80	46.00	-19.20	AVG
11	5.0794	18.36	19.62	37.98	60.00	-22.02	QP
12	5.0794	9.31	19.62	28.93	50.00	-21.07	AVG

Remarks:

1. Result value (dBuV) = Reading value (dBuV) + Correction Factor (dB)
2. Margin(dB) = Result value (dBuV) - Limit value (dBuV)
3. Correction Factor(dB) = Insertion loss(dB) + Cable loss(dB)
4. The other emission levels were very low against the limit.

Underwriters Laboratories Taiwan Co., Ltd.

Building B and Building E, No. 372-7, Sec. 4, Zhongxing Rd., Zhudong Township, Hsinchu County, Taiwan

Telephone :+886-2-7737-3000

Facsimile (FAX) :+886-3-583-7948

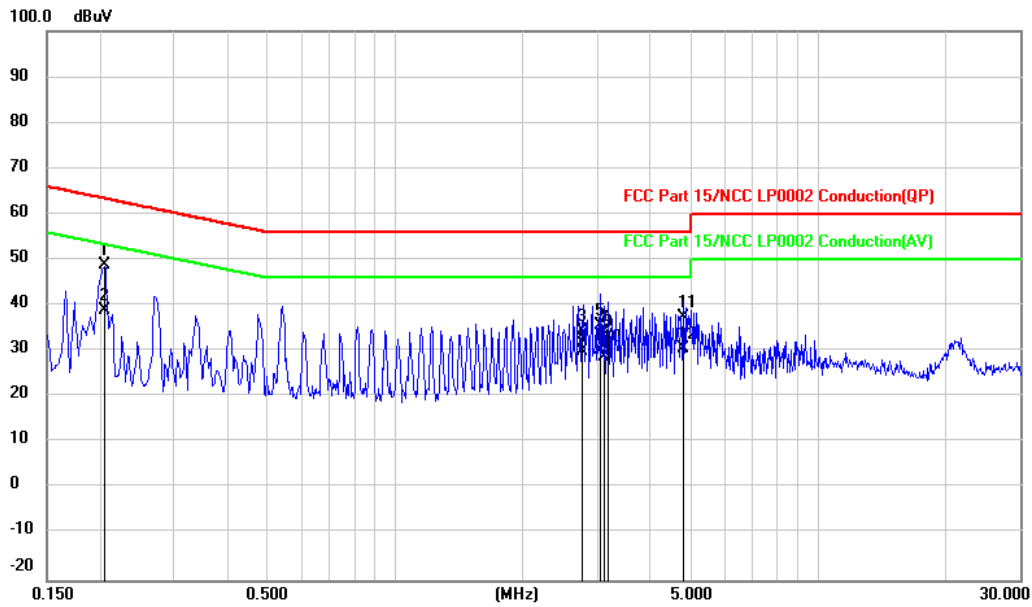
Doc No: 17-EM-F0876 / 5.0



BT 5.0-LR

EUT Test Condition		Measurement Detail	
Channel	Channel 0	Frequency Range	150 kHz ~ 30 MHz

Phase of Power : Line (L)



Underwriters Laboratories Taiwan Co., Ltd.

Building B and Building E, No. 372-7, Sec. 4, Zhongxing Rd., Zhudong Township, Hsinchu County, Taiwan

Telephone : +886-2-7737-3000

Facsimile (FAX) : +886-3-583-7948

Doc No: 17-EM-F0876 / 5.0



No.	Frequency (MHz)	Reading (dBuV)	Correct dB	Result (dBuV)	Limit (dBuV)	Margin (dB)	Remark
1	0.2044	29.36	19.47	48.83	63.43	-14.60	QP
2	0.2044	19.48	19.47	38.95	53.43	-14.48	AVG
3	2.7770	14.85	19.55	34.40	56.00	-21.60	QP
4	2.7770	10.55	19.55	30.10	46.00	-15.90	AVG
5	3.0477	16.23	19.55	35.78	56.00	-20.22	QP
6	3.0477	10.82	19.55	30.37	46.00	-15.63	AVG
7	3.1154	14.62	19.55	34.17	56.00	-21.83	QP
8	3.1154	9.35	19.55	28.90	46.00	-17.10	AVG
9	3.1833	13.82	19.55	33.37	56.00	-22.63	QP
10	3.1833	10.30	19.55	29.85	46.00	-16.15	AVG
11	4.8085	17.74	19.61	37.35	56.00	-18.65	QP
12	4.8085	10.93	19.61	30.54	46.00	-15.46	AVG

Remarks:

1. Result value (dBuV) = Reading value (dBuV) + Correction Factor (dB)
2. Margin(dB) = Result value (dBuV) - Limit value (dBuV)
3. Correction Factor(dB) = Insertion loss(dB) + Cable loss(dB)
4. The other emission levels were very low against the limit.

Underwriters Laboratories Taiwan Co., Ltd.

Building B and Building E, No. 372-7, Sec. 4, Zhongxing Rd., Zhudong Township, Hsinchu County, Taiwan

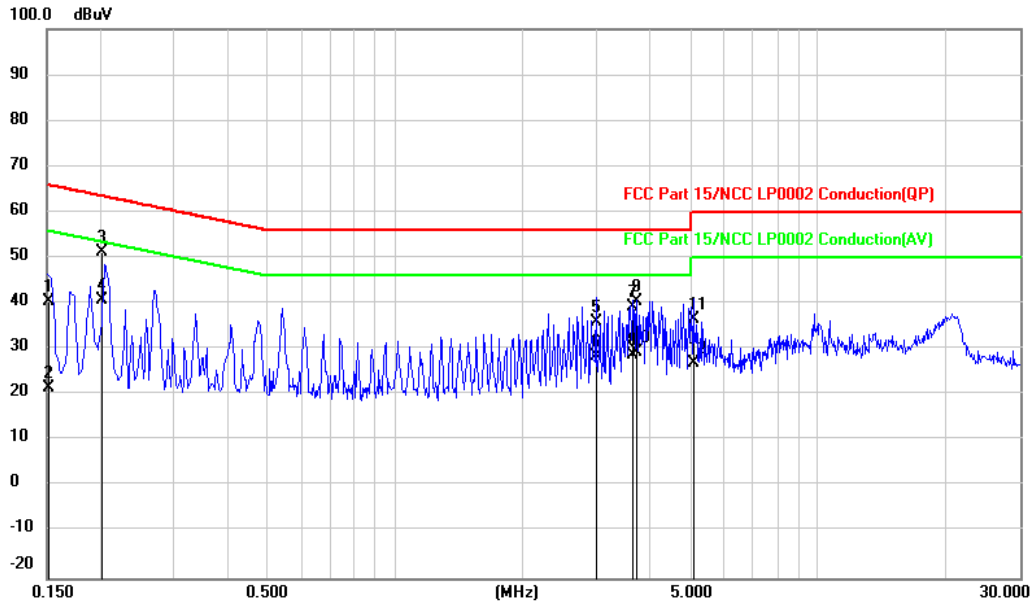
Telephone :+886-2-7737-3000

Facsimile (FAX) :+886-3-583-7948

Doc No: 17-EM-F0876 / 5.0



Phase of Power : Neutral (N)



Underwriters Laboratories Taiwan Co., Ltd.

Building B and Building E, No. 372-7, Sec. 4, Zhongxing Rd., Zhudong Township, Hsinchu County, Taiwan

Telephone : +886-2-7737-3000

Facsimile (FAX) : +886-3-583-7948

Doc No: 17-EM-F0876 / 5.0



No.	Frequency (MHz)	Reading (dBuV)	Correct dB	Result (dBuV)	Limit (dBuV)	Margin (dB)	Remark
1	0.1518	21.10	19.47	40.57	65.90	-25.33	QP
2	0.1518	2.13	19.47	21.60	55.90	-34.30	AVG
3	0.2028	31.88	19.48	51.36	63.50	-12.14	QP
4	0.2028	21.26	19.48	40.74	53.50	-12.76	AVG
5	2.9805	16.45	19.56	36.01	56.00	-19.99	QP
6	2.9805	9.01	19.56	28.57	46.00	-17.43	AVG
7	3.6582	19.59	19.59	39.18	56.00	-16.82	QP
8	3.6582	9.26	19.59	28.85	46.00	-17.15	AVG
9	3.7259	20.98	19.59	40.57	56.00	-15.43	QP
10	3.7259	9.68	19.59	29.27	46.00	-16.73	AVG
11	5.0815	16.85	19.62	36.47	60.00	-23.53	QP
12	5.0815	7.41	19.62	27.03	50.00	-22.97	AVG

Remarks:

1. Result value (dBuV) = Reading value (dBuV) + Correction Factor (dB)
2. Margin(dB) = Result value (dBuV) - Limit value (dBuV)
3. Correction Factor(dB) = Insertion loss(dB) + Cable loss(dB)
4. The other emission levels were very low against the limit.

Underwriters Laboratories Taiwan Co., Ltd.

Building B and Building E, No. 372-7, Sec. 4, Zhongxing Rd., Zhudong Township, Hsinchu County, Taiwan

Telephone :+886-2-7737-3000

Facsimile (FAX) :+886-3-583-7948

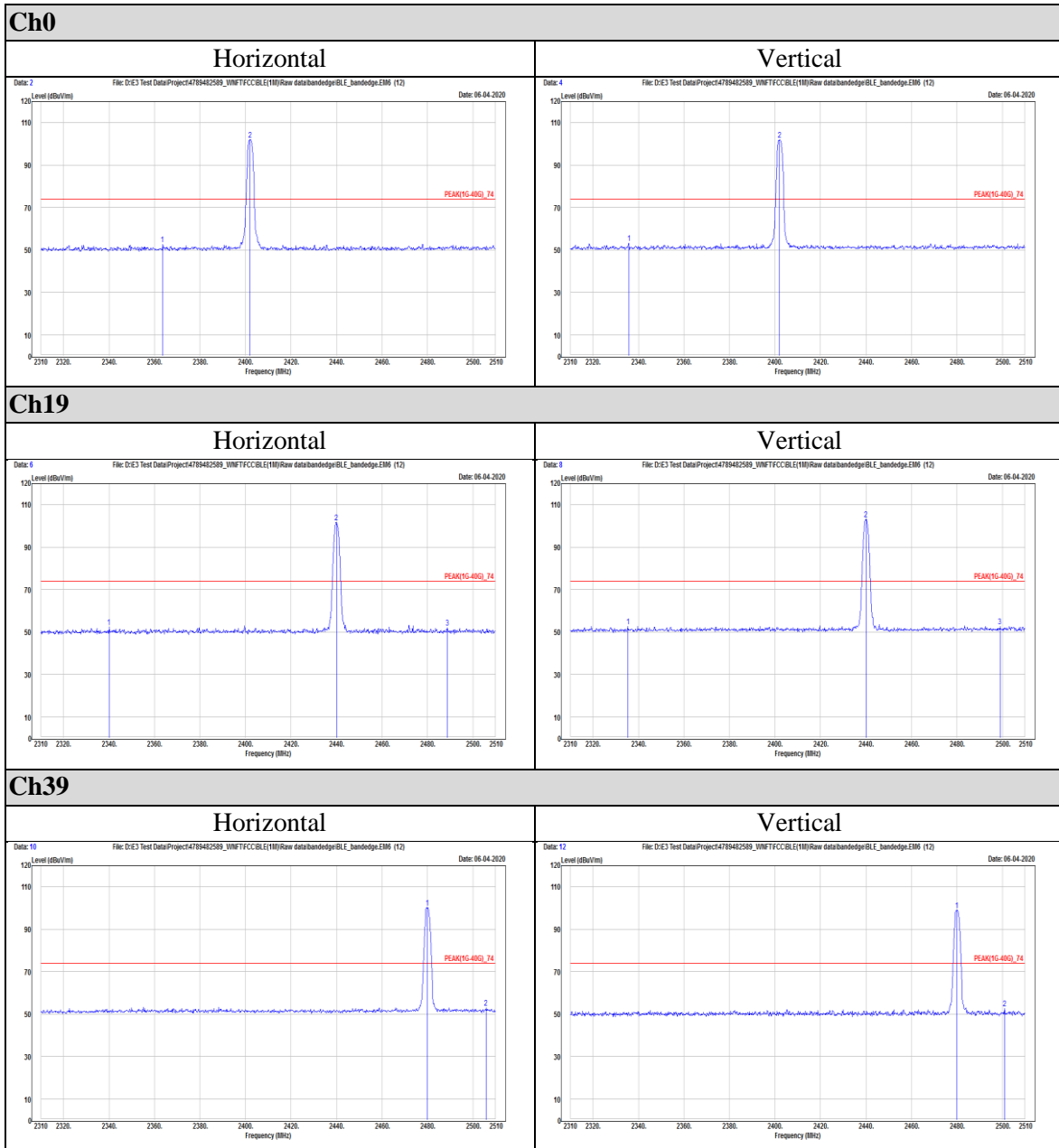
Doc No: 17-EM-F0876 / 5.0



Appendix I Radiated Band Edge Measurement

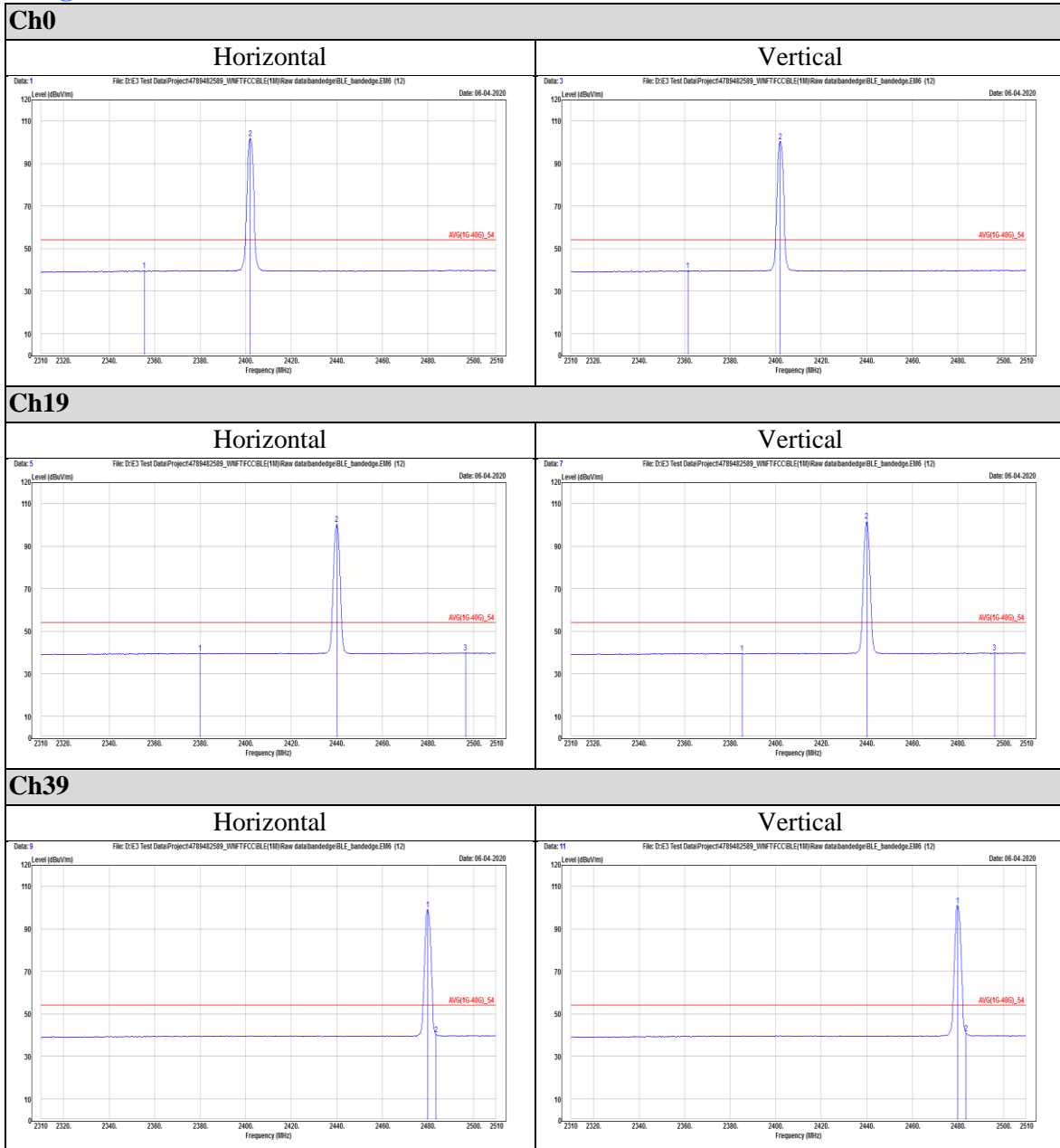
BT 4.0-LE

Peak





Average



Underwriters Laboratories Taiwan Co., Ltd.

Building B and Building E, No. 372-7, Sec. 4, Zhongxing Rd., Zhudong Township, Hsinchu County, Taiwan

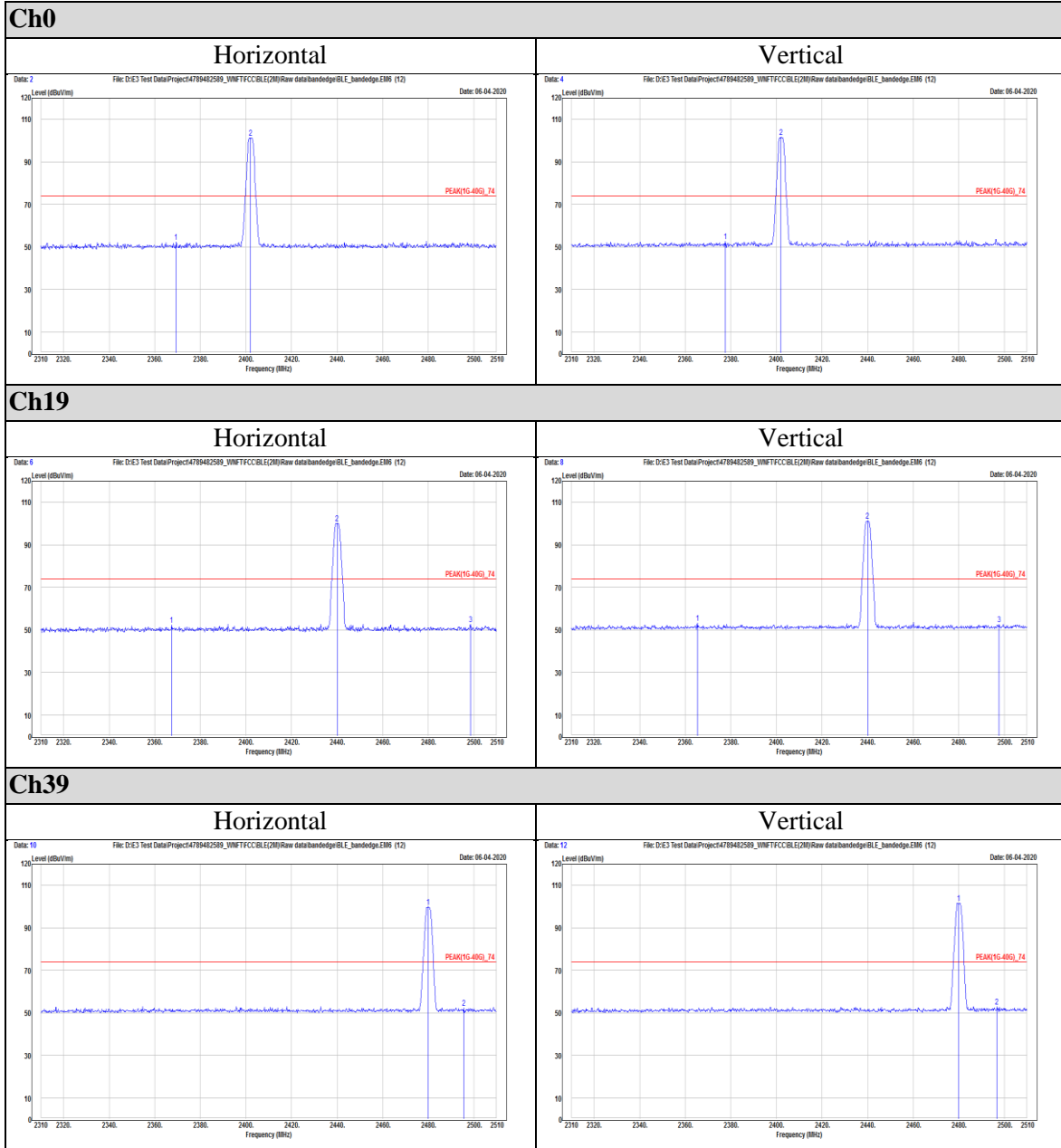
Telephone : +886-2-7737-3000

Facsimile (FAX) : +886-3-583-7948



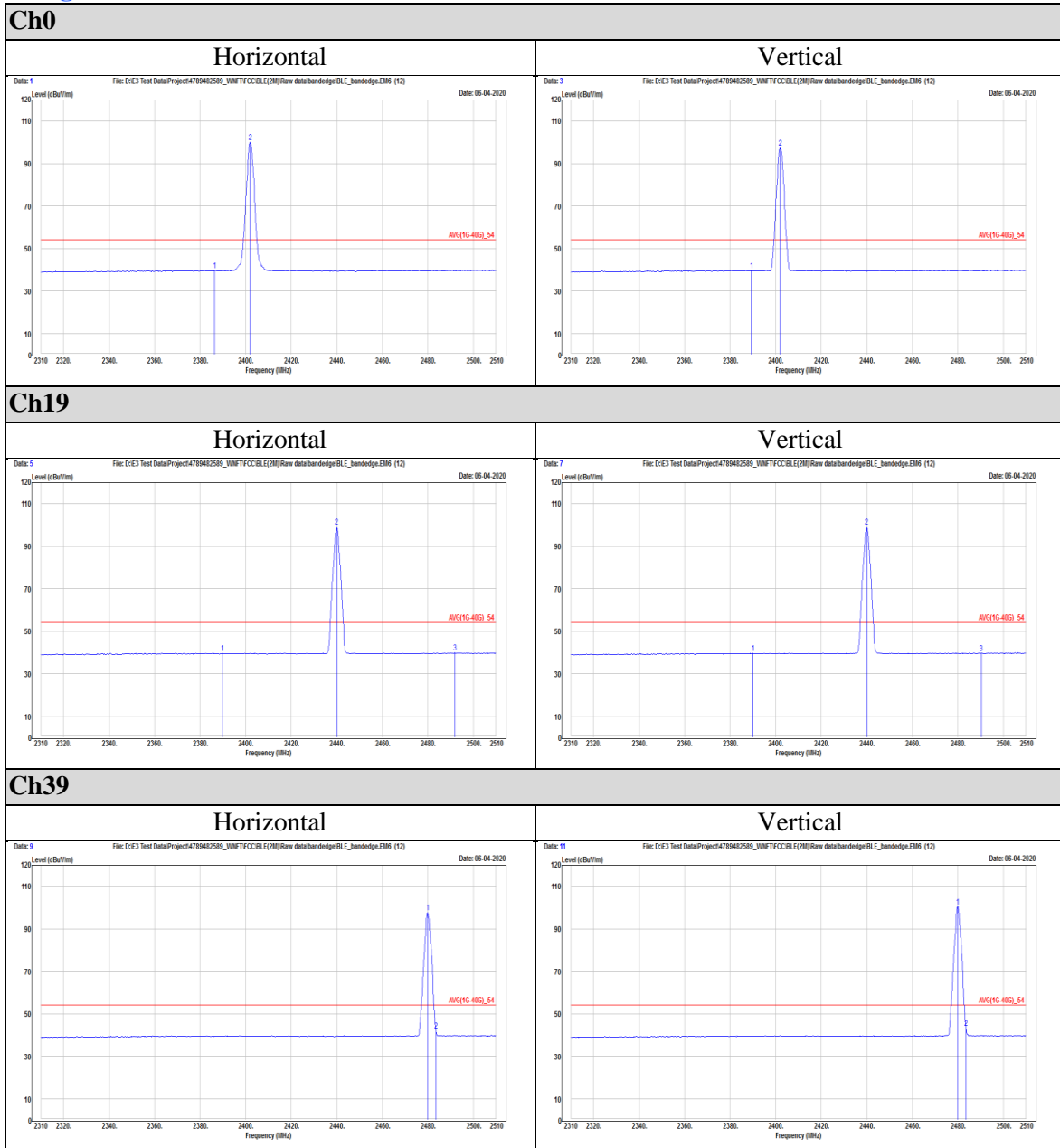
BT 5.0-LE

Peak





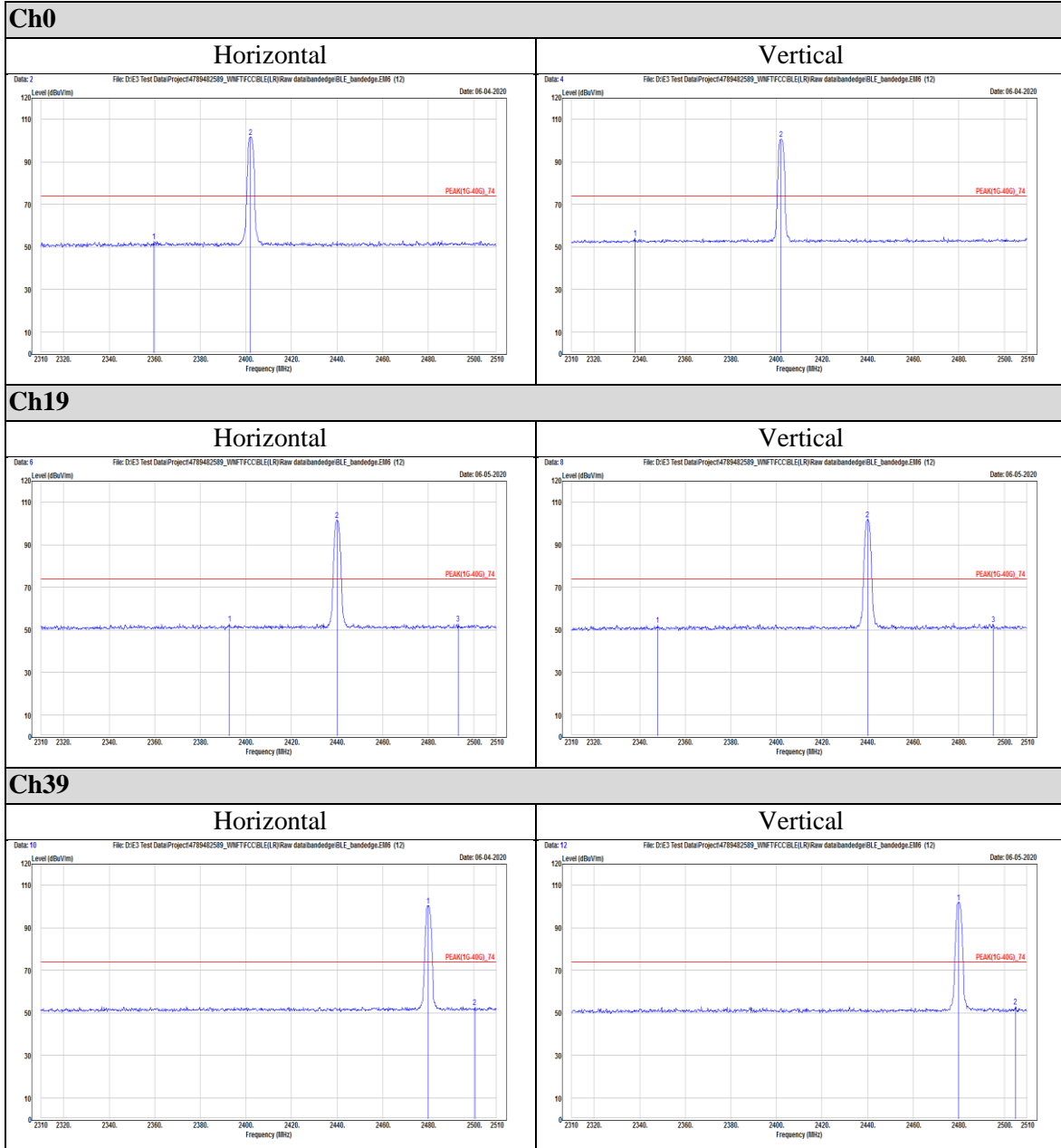
Average





BT 5.0-LR

Peak



Underwriters Laboratories Taiwan Co., Ltd.

Building B and Building E, No. 372-7, Sec. 4, Zhongxing Rd., Zhudong Township, Hsinchu County, Taiwan

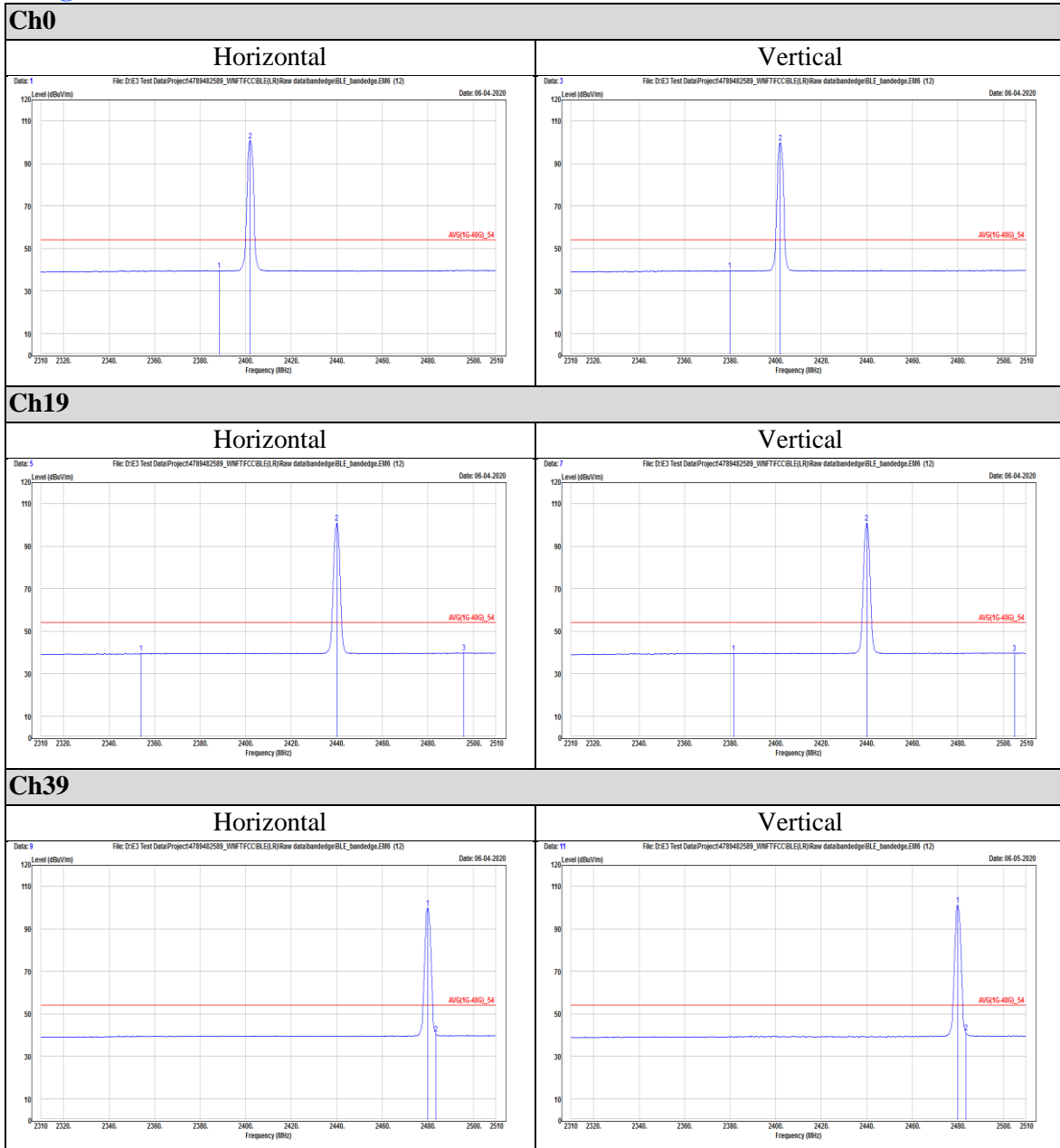
Telephone : +886-2-7737-3000

Facsimile (FAX) : +886-3-583-7948

Doc No: 17-EM-F0876 / 5.0



Average



Underwriters Laboratories Taiwan Co., Ltd.

Building B and Building E, No. 372-7, Sec. 4, Zhongxing Rd., Zhudong Township, Hsinchu County, Taiwan

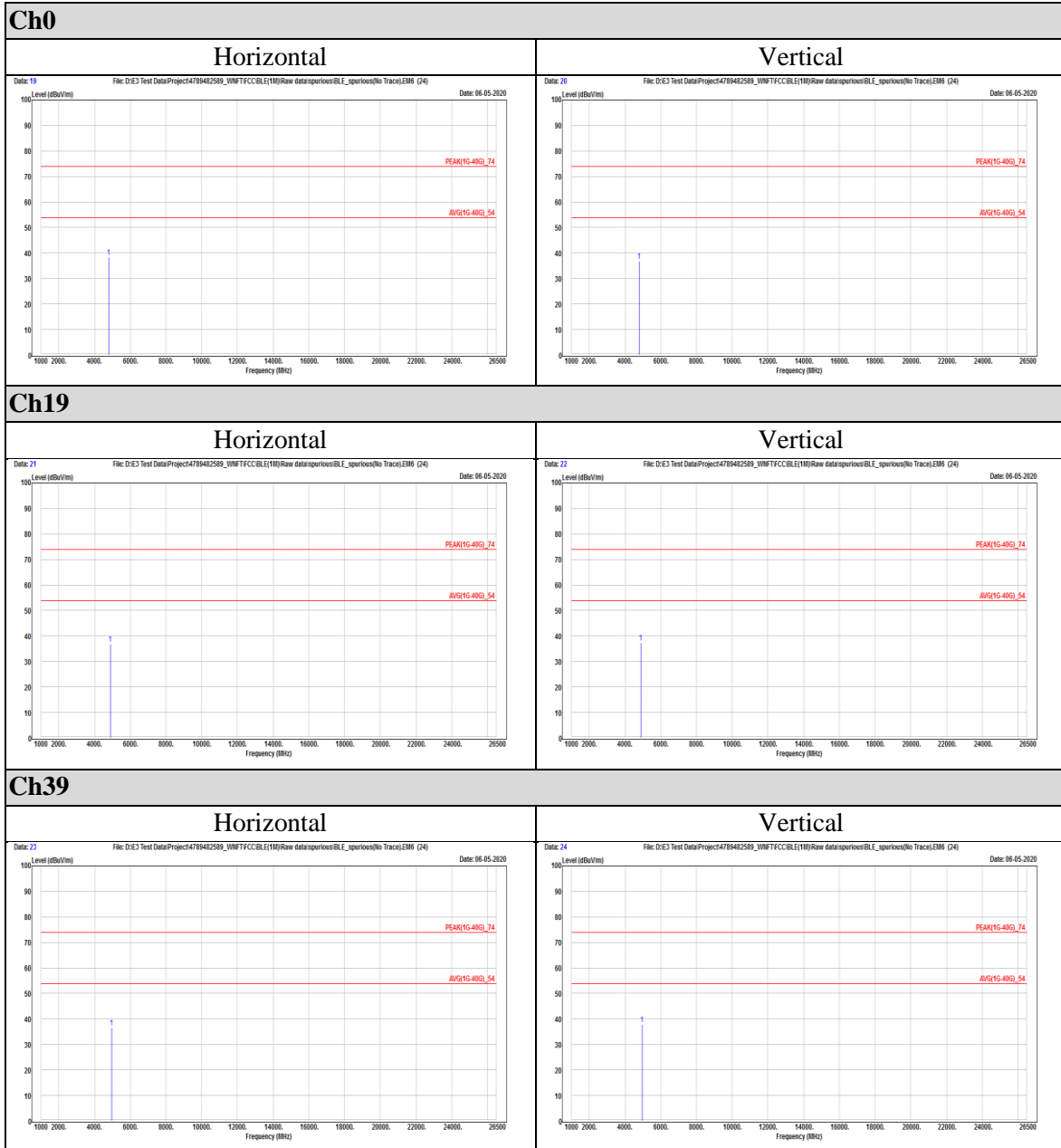
Telephone : +886-2-7737-3000

Facsimile (FAX) : +886-3-583-7948




Appendix II Radiated Spurious Emission Measurement

BT 4.0-LE





BT 5.0-LE



Underwriters Laboratories Taiwan Co., Ltd.

Building B and Building E, No. 372-7, Sec. 4, Zhongxing Rd., Zhudong Township, Hsinchu County, Taiwan

Telephone : +886-2-7737-3000

Facsimile (FAX) : +886-3-583-7948



BT 5.0-LR

