



Test report No. : 4789558396-US-R4-V0  
Page : 1 of 79  
Issued date : Mar. 16, 2021  
FCC ID : RYK-WNFB266AXIBT

## RADIO TEST REPORT

**Product** : IEEE 802.11ax/ac/a/b/g/n 2x2 WiFi with Bluetooth5.0 Combo Module

**Model Name** : WNFB-266AXI(BT)

**Series Model** : AP12275\_M2

**FCC ID** : RYK-WNFB266AXIBT

**Test Regulation** : FCC 47 CFR Part 15 Subpart C (Section 15.247)

**Received Date** : Jul. 22, 2020

**Test Date** : Feb. 1, 2021 ~ Feb. 24, 2021

**Issued Date** : Mar. 16, 2021

**Applicant** : SparkLAN Communications, Inc.  
8F., No.257, Sec. 2, Tiding Blvd., Neihu District, Taipei City  
11493, Taiwan (R.O.C.)

**Issued By** : Underwriters Laboratories Taiwan Co., Ltd.  
Building B and Building E, No. 372-7, Sec. 4, Zhongxing Rd.,  
Zhudong Township, Hsinchu County, Taiwan



The results reported herein have been performed in accordance with the laboratory's terms of accreditation. This report shall not be reproduced except in full without the written approval of the Laboratory. The results in this report are responsible of the test sample(s) provided by the client only and are not to be used to indicate applicability to other similar products.

### **Underwriters Laboratories Taiwan Co., Ltd.**

Building B and Building E, No. 372-7, Sec. 4, Zhongxing Rd., Zhudong Township, Hsinchu County, Taiwan  
Telephone :+886-2-7737-3000  
Facsimile (FAX ) :+886-3-583-7948

Doc No: 17-EM-F0876 / 5.0





## Table of Contents

<b>1. Attestation of Test Results .....</b>	<b>4</b>
<b>2. Summary of Test Results .....</b>	<b>5</b>
<b>3. Test Methodology and Reference Procedures.....</b>	<b>6</b>
<b>4. Facilities and Accreditation.....</b>	<b>6</b>
<b>5. Measurement Uncertainty .....</b>	<b>7</b>
<b>6. Equipment under Test .....</b>	<b>8</b>
6.1. Description of EUT.....	8
6.2. Channel List.....	10
6.3. Test Condition.....	11
6.4. Description of Available Antennas.....	11
6.5. Test Mode Applicability and Tested Channel Detail.....	12
6.6. Duty cycle .....	13
<b>7. Test Equipment.....</b>	<b>15</b>
<b>8. Description of Test Setup.....</b>	<b>17</b>
<b>9. Test Results.....</b>	<b>18</b>
9.1. 6dB Bandwidth .....	18
9.2. Conducted Output Power .....	22
9.3. Power Spectral Density.....	26
9.4. Conducted Out of Band Emission.....	30
9.5. Radiated Spurious Emission .....	37
9.6. AC Power Line Conducted Emission .....	57
<b>Appendix I Radiated Band Edge Measurement .....</b>	<b>71</b>
<b>Appendix II Radiated Spurious Emission Measurement .....</b>	<b>77</b>

### Underwriters Laboratories Taiwan Co., Ltd.

Building B and Building E, No. 372-7, Sec. 4, Zhongxing Rd., Zhudong Township, Hsinchu County, Taiwan

Telephone :+886-2-7737-3000

Facsimile (FAX ) :+886-3-583-7948

Doc No: 17-EM-F0876 / 5.0



## 1. Attestation of Test Results

**APPLICANT:** SparkLAN Communications, Inc.  
 8F., No.257, Sec. 2, Tiding Blvd., Neihu District, Taipei City 11493,  
 Taiwan (R.O.C.)

**MANUFACTURER** SparkLAN Communications, Inc.  
 8F., No.257, Sec. 2, Tiding Blvd., Neihu District, Taipei City 11493,  
 Taiwan (R.O.C.)

**EUT DESCRIPTION:** IEEE 802.11ax/ac/a/b/g/n 2x2 WiFi with Bluetooth5.0 Combo Module

**MODEL:** WNFB-266AXI(BT)

**SERIES MODEL:** AP12275\_M2

**SAMPLE STAGE:** Identical Prototype

**DATE of TESTED:** Feb. 1, 2021 ~ Feb. 24, 2021

<b>APPLICABLE STANDARDS</b>	
<b>STANDARD</b>	<b>Test Results</b>
FCC 47 CFR PART 15 Subpart C (Section 15.247)	PASS

Underwriters Laboratories Taiwan Co., Ltd. tested the above equipment in accordance with the requirements set forth in the above standards. All indications of Pass/Fail in this report are opinions expressed by Underwriters Laboratories Taiwan Co., Ltd. based on interpretations and/or observations of test results. Measurement Uncertainties were not taken into account and are published for informational purposes only. The test results show that the equipment tested is capable of demonstrating compliance with the requirements as documented in this report.

**Note:** The results documented in this report apply only to the tested sample, under the conditions and modes of operation as described herein. This document may not be altered or revised in any way unless done so by Underwriters Laboratories Taiwan Co., Ltd. and all revisions are duly noted in the revisions section. Any alteration of this document not carried out by Underwriters Laboratories Taiwan Co., Ltd. will constitute fraud and shall nullify the document. This report must not be used by the client to claim product certification, approval, or endorsement by NVLAP, NIST, any agency of the Federal Government, or any agency of any government.

Prepared By:

*Sally Lu*

Sally Lu  
Project Handler

Date : Mar. 16, 2021

Approved and Authorized By:

*Water Nil Guan*

Waternil Guan Date : Mar. 16, 2021  
Engineer

### Underwriters Laboratories Taiwan Co., Ltd.

Building B and Building E, No. 372-7, Sec. 4, Zhongxing Rd., Zhudong Township, Hsinchu County, Taiwan  
 Telephone : +886-2-7737-3000  
 Facsimile (FAX) : +886-3-583-7948



## 2. Summary of Test Results

Summary of Test Results		
FCC Clause	Test Items	Result
15.247(a)(2)	6dB Bandwidth	PASS
15.247(b)	Conducted Output Power	PASS
15.247(e)	Power Spectral Density	PASS
15.247(d)	Antenna Port Emission	PASS
15.205 / 15.209 / 15.247(d)	Radiated Emissions and Band Edge Measurement	PASS
15.207	AC Power Conducted Emission	PASS
15.203	Antenna Requirement	PASS

Note:

1. For the Radiated Band Edge test plots were recorded in Appendix I, the Radiated Emissions test plots were recorded in Appendix II.



### 3. Test Methodology and Reference Procedures

The tests documented in this report were performed in accordance with 47 CFR FCC Part 2, KDB558074 D01 Meas Guidance v05r02, KDB414788 D01 Radiated Test Site v01r01, ANSI C63.10-2013.

### 4. Facilities and Accreditation

<b>Test Location</b>	Underwriters Laboratories Taiwan Co., Ltd.
<b>Address</b>	Building B and Building E, No. 372-7, Sec. 4, Zhongxing Rd., Zhudong Township, Hsinchu County, Taiwan
<b>Accreditation Certificate</b>	Underwriters Laboratories Taiwan Co., Ltd. is accredited by TAF, Laboratory Code 3398. The full scope of accreditation can be viewed at <a href="http://accreditation.taftw.org.tw/taf/public/basic/viewApplyItems.action?unitNo=3398">http://accreditation.taftw.org.tw/taf/public/basic/viewApplyItems.action?unitNo=3398</a>

#### **Underwriters Laboratories Taiwan Co., Ltd.**

Building B and Building E, No. 372-7, Sec. 4, Zhongxing Rd., Zhudong Township, Hsinchu County, Taiwan

Telephone :+886-2-7737-3000

Facsimile (FAX ) :+886-3-583-7948

Doc No: 17-EM-F0876 / 5.0



## 5. Measurement Uncertainty

For statement of conformity, accuracy method (Section 8.2.4 and 8.2.5 of ISO Guide 98-4) was applied as decision rule for measurement in this test report.

The following uncertainties have been calculated to provide a confidence level of 95 % using a coverage factor  $k=2$ .

Test Item	Measurement Frequency Range	K	U(dB)
Conducted disturbance at mains terminals ports	0.15MHz ~ 30MHz	2	1.5
RF Conducted	9 kHz - 40GHz	2	1.0
Radiated disturbance below 30MHz	9 kHz - 30 MHz	2	1.9
Radiated disturbance below 1 GHz	30MHz ~ 1GHz	2	5.4
Radiated disturbance above 1GHz	1GHz ~ 40GHz	2	4.7

### Underwriters Laboratories Taiwan Co., Ltd.

Building B and Building E, No. 372-7, Sec. 4, Zhongxing Rd., Zhudong Township, Hsinchu County, Taiwan

Telephone :+886-2-7737-3000

Facsimile (FAX ) :+886-3-583-7948

Doc No: 17-EM-F0876 / 5.0



## 6. Equipment under Test

### 6.1. Description of EUT

<b>Product</b>	IEEE 802.11ax/ac/a/b/g/n 2x2 WiFi with Bluetooth5.0 Combo Module
<b>Model Name</b>	WNFB-266AXI(BT)
<b>Series Model</b>	AP12275_M2
<b>Operating Frequency</b>	2402MHz ~ 2480MHz
<b>Modulation</b>	GFSK
<b>Transfer Rate</b>	Up to 2 Mbps
<b>Number of Channel</b>	40
<b>Maximum Output Power</b>	7.32 dBm
<b>Normal Voltage</b>	3.3 Vdc
<b>S/N</b>	3200753
<b>Software Version</b>	N/A

### Underwriters Laboratories Taiwan Co., Ltd.

Building B and Building E, No. 372-7, Sec. 4, Zhongxing Rd., Zhudong Township, Hsinchu County, Taiwan

Telephone :+886-2-7737-3000

Facsimile (FAX ) :+886-3-583-7948

Doc No: 17-EM-F0876 / 5.0





Note:

1. The models difference table as below:

Brand	Model	Difference
SparkLAN	WNFB-266AXI(BT)	-
Ampak	AP12275_M2	Same as WNFB-266AXI(BT), marketing purpose only.

\*Except above change, there are no change to technical construction that is included circuit diagram, PCB Layout, components and component layout, all electrical construction and mechanical construction.

2. The EUT contains following accessory devices.

Product	Brand	Model	Description
Dipole Antenna 1	SparkLAN	AD-103AG	2.4GHz: 2.02dBi 5GHz: 2.03dBi RP-SMA
Dipole Antenna 2	SparkLAN	AD-302N	2.4GHz: 3.14dBi 5GHz: 2.73dBi RP-SMA
Dipole Antenna 3	SparkLAN	AD-303N	2.4GHz: 3.14dBi 5GHz: 3.24dBi RP-SMA

3. The above EUT information is declared by manufacturer and for more detailed features description, please refer the manufacturer's or user's manual.

**Underwriters Laboratories Taiwan Co., Ltd.**

Building B and Building E, No. 372-7, Sec. 4, Zhongxing Rd., Zhudong Township, Hsinchu County, Taiwan

Telephone :+886-2-7737-3000

Facsimile (FAX ) :+886-3-583-7948

Doc No: 17-EM-F0876 / 5.0



## 6.2. Channel List

40 channels are provided to this EUT:

Channel	Freq. (MHz)	Channel	Freq. (MHz)	Channel	Freq. (MHz)	Channel	Freq. (MHz)
0	2402	10	2422	20	2442	30	2462
1	2404	11	2424	21	2444	31	2464
2	2406	12	2426	22	2446	32	2466
3	2408	13	2428	23	2448	33	2468
4	2410	14	2430	24	2450	34	2470
5	2412	15	2432	25	2452	35	2472
6	2414	16	2434	26	2454	36	2474
7	2416	17	2436	27	2456	37	2476
8	2418	18	2438	28	2458	38	2478
9	2420	19	2440	29	2460	39	2480

### Underwriters Laboratories Taiwan Co., Ltd.

Building B and Building E, No. 372-7, Sec. 4, Zhongxing Rd., Zhudong Township, Hsinchu County, Taiwan

Telephone :+886-2-7737-3000

Facsimile (FAX ) :+886-3-583-7948

Doc No: 17-EM-F0876 / 5.0



### 6.3. Test Condition

Test Item	Test Site No.	Environmental Condition	Input Power	Test Date	Tested by
Antenna Port Conducted Measurement	SR4	23~26°C / 63~68%RH	120Vac / 60 Hz	Feb. 1, 2021 ~ Feb. 24, 2021	Mike Cai
Radiated Spurious Emission	966-2	22~26°C / 62~68%RH	120Vac / 60 Hz	Feb. 1, 2021 ~ Feb. 19, 2021	Mike Cai
AC power Line Conducted Emission	SR1	23~25°C / 63~68%RH	120Vac / 60 Hz	Feb. 1, 2021 ~ Feb. 24, 2021	Mike Cai

FCC Test Firm Registration Number: 498077

### 6.4. Description of Available Antennas

Ant. No.	Transmitter Circuit	Brand Name	Model Name	Ant. Type	Maximum Gain (dBi)	Remark
1	Chain (0)+(1)	SparkLAN	AD-103AG	Dipole	2.4GHz: 2.02 5GHz: 2.03	Length of Antenna cable:150mm Connector type of Antenna cable: I-PEX/MHF4 to RP-SMA(F)
2	Chain (0)+(1)	SparkLAN	AD-302N	Dipole	2.4GHz: 3.14 5GHz: 2.73	
3	Chain (0)+(1)	SparkLAN	AD-303N	Dipole	2.4GHz: 3.14 5GHz: 3.24	

Note: The above antenna information was provided from customer and for more detailed features description, please refer the manufacturer's specification or user's manual.

### Underwriters Laboratories Taiwan Co., Ltd.

Building B and Building E, No. 372-7, Sec. 4, Zhongxing Rd., Zhudong Township, Hsinchu County, Taiwan  
Telephone :+886-2-7737-3000  
Facsimile (FAX ) :+886-3-583-7948



## 6.5. Test Mode Applicability and Tested Channel Detail

- Pre-Scan has been conducted to determine the worst-case mode from all possible combinations between available modulations, data rates and antenna ports (if EUT with antenna diversity architecture).
- For below 1 GHz radiated emission and AC power line conducted emission have performed all modes of operation were investigated and the worst-case emissions are reported.
- For Antenna Port Conducted Measurement, this item includes all test value of each mode, but only includes spectrum plot of worst value of each mode.
- For below 30MHz testing, investigation was done on three antenna orientations (parallel, perpendicular, and ground-parallel), parallel and perpendicular are the worst orientations, therefore testing was performed on these two orientations only.
- For AC power line conducted emissions, the pre-scan has been determined by AC power 120Vac/60Hz (worst case)
- The antennas No.2/ No.3 has the highest gain, therefore, the fundamental of the EUT was investigated in two antennas, it was determined antenna No.3 was worst-case, the Antenna No.3 was selected for the final test.

Test item	Modulation Type	Available Channel	Test Channel	Data Rate
Radiated Emissions (Above 1GHz)	GFSK	0 to 39	0,19,39	1Mbps
	GFSK			2Mbps
	GFSK			125kbps
Radiated Emissions (Below 1GHz)	GFSK	0 to 39	0	1Mbps
	GFSK		0	2Mbps
	GFSK		0	125kbps
AC Power Line Conducted Emission	GFSK	0 to 39	0	1Mbps
	GFSK		0	2Mbps
	GFSK		0	125kbps
Antenna Port Conducted Measurement	GFSK	0 to 39	0,19,39	1Mbps
	GFSK			2Mbps
	GFSK			125kbps

### Underwriters Laboratories Taiwan Co., Ltd.

Building B and Building E, No. 372-7, Sec. 4, Zhongxing Rd., Zhudong Township, Hsinchu County, Taiwan

Telephone :+886-2-7737-3000

Facsimile (FAX ) :+886-3-583-7948

Doc No: 17-EM-F0876 / 5.0

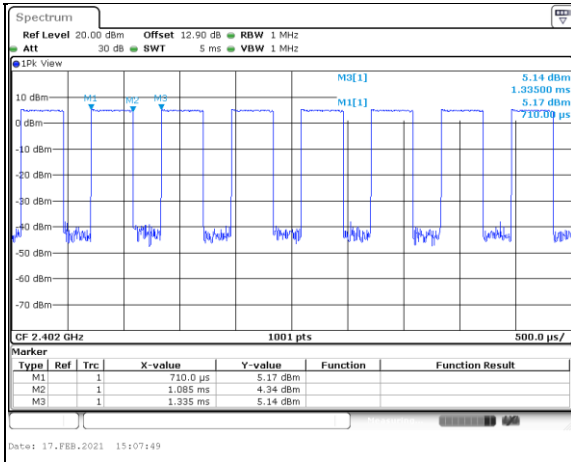


## 6.6. Duty cycle

### BT LE\_1Mbps

Duty cycle of test signal is < 98 %, duty factor shall be considered.

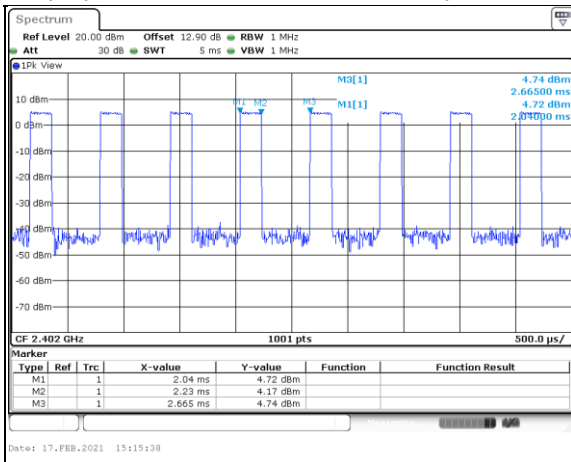
Duty cycle =  $0.375/0.625 = 0.6$ , Duty factor(dB) =  $10 * \log( 1/0.6) = 2.22$  dB



### BT LE\_2Mbps

Duty cycle of test signal is < 98 %, duty factor shall be considered.

Duty cycle =  $0.19/0.625 = 0.304$ , Duty factor(dB) =  $10 * \log( 1/0.304) = 5.18$  dB



## Underwriters Laboratories Taiwan Co., Ltd.

Building B and Building E, No. 372-7, Sec. 4, Zhongxing Rd., Zhudong Township, Hsinchu County, Taiwan

Telephone : +886-2-7737-3000

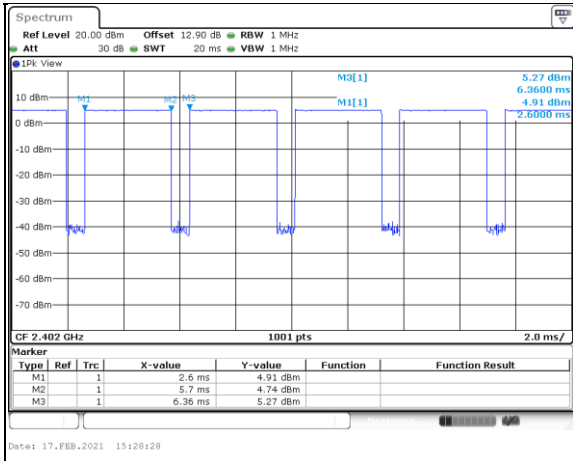
Facsimile (FAX) : +886-3-583-7948



### BT LR\_125Kbps

Duty cycle of test signal is < 98 %, duty factor shall be considered.

Duty cycle =  $3.1/3.76 = 0.824$ , Duty factor(dB) =  $10 * \log( 1/0.824) = 0.84$  dB



### Underwriters Laboratories Taiwan Co., Ltd.

Building B and Building E, No. 372-7, Sec. 4, Zhongxing Rd., Zhudong Township, Hsinchu County, Taiwan

Telephone : +886-2-7737-3000

Facsimile (FAX ) : +886-3-583-7948



## 7. Test Equipment

Test Equipment List					
Equipment	Manufacturer	Model No.	Serial No.	Cal. Date	Expired date
Radiated Spurious Emission					
Spectrum Analyzer	Keysight	N9010A	MY56070827	2020/11/11	2021/11/10
EMI Test Receiver	Rohde & Schwarz	ESR7	101754	2020/12/11	2021/12/10
Loop Antenna	ETS lindgren	6502	00213440	2020/12/25	2021/12/24
Trilog-Broadband Antenna with 5dB Attenuator	Schwarzbeck & EMCI	VULB 9168 & N-6-05	774 & AT-N0538	2021/1/13	2022/1/12
Horn Antenna (1-18 GHz)	Schwarzbeck	BBHA 9120 D	01690	2020/12/30	2021/12/29
Horn Antenna (18-40 GHz)	Schwarzbeck	BBHA 9170	781	2020/12/30	2021/12/29
Preamplifier (30-1000 MHz)	EMCI	EMC330E	980405	2020/6/9	2021/6/8
Preamplifier (1-18 GHz)	EMCI	EMC051835BE	980406	2020/2/4	2021/2/2
				2021/2/3	2022/2/2
Preamplifier (18-40GHz)	EMCI	EMC184040SEE	980426	2020/5/19	2021/5/18
Cables	Hanyitek	K1K50-UP0264-K1K50-2500	170214-4 & 170425-2	2020/7/2	2021/7/1
Cables	Hanyitek	K1K50-UP0264-K1K50-2500	170214-1 & 170214-2	2021/1/7	2022/1/6

### Underwriters Laboratories Taiwan Co., Ltd.

Building B and Building E, No. 372-7, Sec. 4, Zhongxing Rd., Zhudong Township, Hsinchu County, Taiwan

Telephone :+886-2-7737-3000

Facsimile (FAX ) :+886-3-583-7948

Doc No: 17-EM-F0876 / 5.0



Test report No. : 4789558396-US-R4-V0  
Page : 16 of 79  
Issued date : Mar. 16, 2021  
FCC ID : RYK-WNFB266AXIBT

Test Equipment List					
Equipment	Manufacturer	Model No.	Serial No.	Cal. Date	Expired date
Antenna Port Conducted Measurement					
Spectrum Analyzer	Keysight	N9010A	MY56070834	2020/11/6	2021/11/5
Pulse Power Sensor	Anritsu	MA2411B	1531202	2020/12/21	2021/12/20
Power Meter	Anritsu	ML2495A	1645002	2020/12/21	2021/12/20
AC power Line Conducted Emission					
EMI Test Receiver	Rohde & Schwarz	ESR7	101753	2020/11/17	2021/11/16
Two-Line V-Network	Rohde & Schwarz	ENV216	102136	2020/8/19	2021/8/18
Impuls-Begrenzer Pulse Limiter	Rohde & Schwarz	ESH3-Z2	102219-Qt	2020/8/12	2021/8/11
Cables	TITAN	CFD200	T0732ACFD20 020A300-1	2020/9/1	2021/8/31

UL Software		
Description	Name	Version
Radiated measurement	EZ_EMCC	1.1.4.2
Conducted measurement	Keysight.TestSystem	1.0.0.0
AC power Line Conducted Emission	EZ_EMCC	1.1.4.2

**Underwriters Laboratories Taiwan Co., Ltd.**

Building B and Building E, No. 372-7, Sec. 4, Zhongxing Rd., Zhudong Township, Hsinchu County, Taiwan

Telephone :+886-2-7737-3000

Facsimile (FAX ) :+886-3-583-7948

Doc No: 17-EM-F0876 / 5.0





## 8. Description of Test Setup

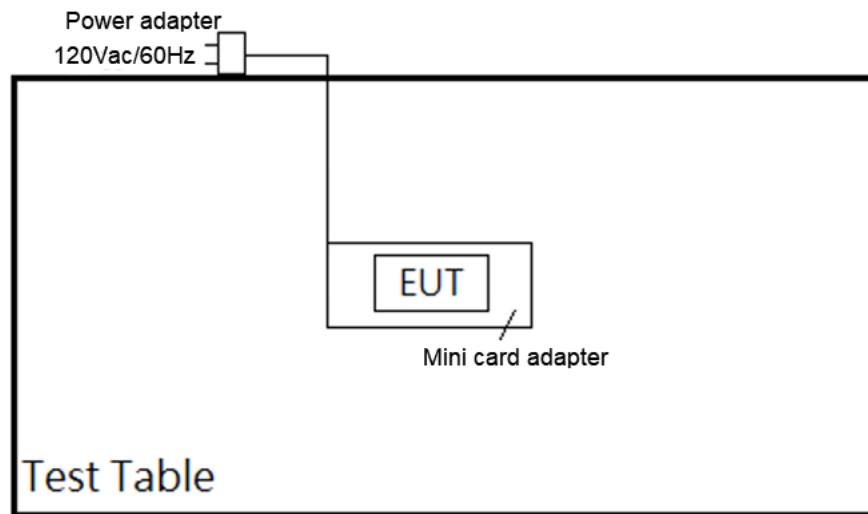
### Support Equipment

Equipment	Brand Name	Model Name	S/N	Remark
Notebook	Lenovo	T430	PBE38AK	N/A
Mini Card adapter	N/A	N/A	N/A	N/A
Power adapter	AOEM	ADS012PM-W 050200	N/A	For Mini Card adapter use

### Test Setup

Controlled using a bespoke application (Bluetool V1.9.7.4) on a test Notebook. The application was used to enable a continuous transmission mode and to select the test channels, data rates, modulation schemes and power setting as required. When the configuration is complete, the notebook can be removed.

### Setup Diagram for Test



### **Underwriters Laboratories Taiwan Co., Ltd.**

Building B and Building E, No. 372-7, Sec. 4, Zhongxing Rd., Zhudong Township, Hsinchu County, Taiwan

Telephone :+886-2-7737-3000

Facsimile (FAX ) :+886-3-583-7948

Doc No: 17-EM-F0876 / 5.0



## 9. Test Results

### 9.1. 6dB Bandwidth

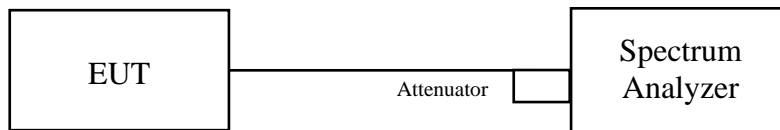
#### Requirements

The minimum 6 dB bandwidth shall be at least 500 kHz.

#### Test procedure

- Set resolution bandwidth (RBW) = 100kHz
- Set the video bandwidth (VBW)  $\geq 3 \times$  RBW, Detector = Peak.
- Trace mode = max hold.
- Sweep = auto couple.
- Measure the maximum width of the emission that is constrained by the frequencies associated with the two amplitude points (upper and lower) that are attenuated by 6 dB relative to the maximum level measured in the fundamental emission

#### Test Setup



The loss between RF output port of the EUT and the input port of the Spectrum Analyzer has been taken into consideration.

#### **Underwriters Laboratories Taiwan Co., Ltd.**

Building B and Building E, No. 372-7, Sec. 4, Zhongxing Rd., Zhudong Township, Hsinchu County, Taiwan

Telephone :+886-2-7737-3000

Facsimile (FAX) :+886-3-583-7948

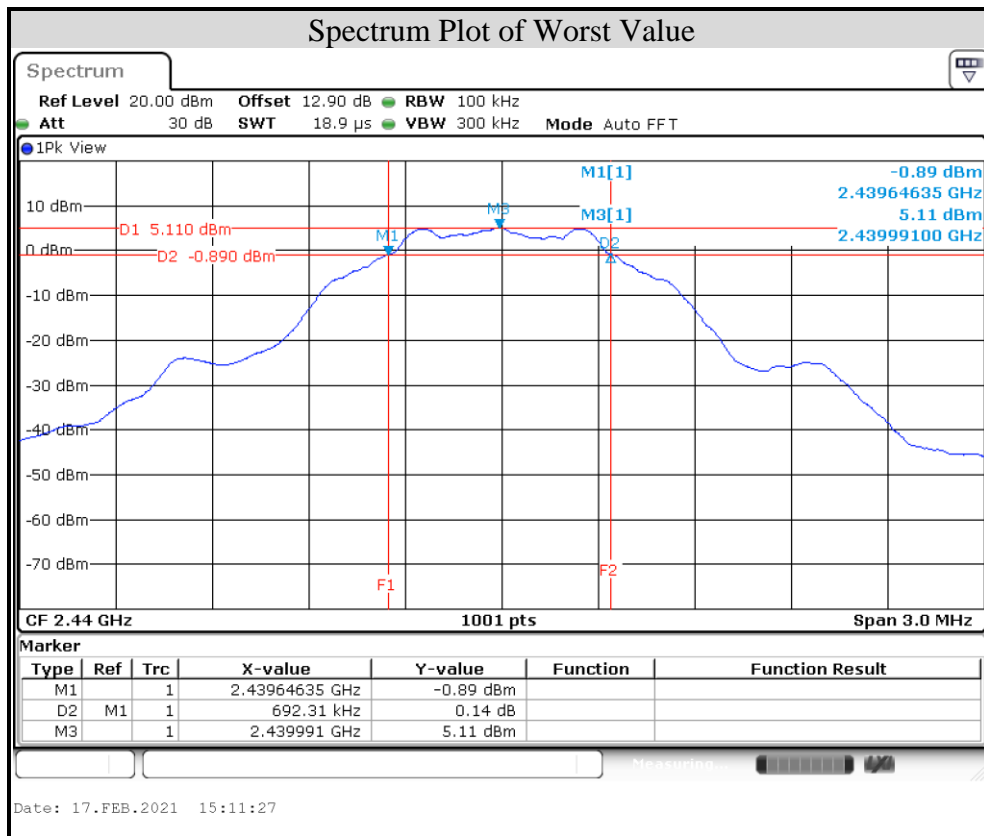
Doc No: 17-EM-F0876 / 5.0



**Test Data**

**BT LE\_1Mbps**

Channel	Frequency (MHz)	6dB Bandwidth (MHz)	Minimum Limit (MHz)	Pass / Fail
0	2402	0.70	0.5	PASS
19	2440	0.69	0.5	PASS
39	2480	0.70	0.5	PASS



**Underwriters Laboratories Taiwan Co., Ltd.**

Building B and Building E, No. 372-7, Sec. 4, Zhongxing Rd., Zhudong Township, Hsinchu County, Taiwan

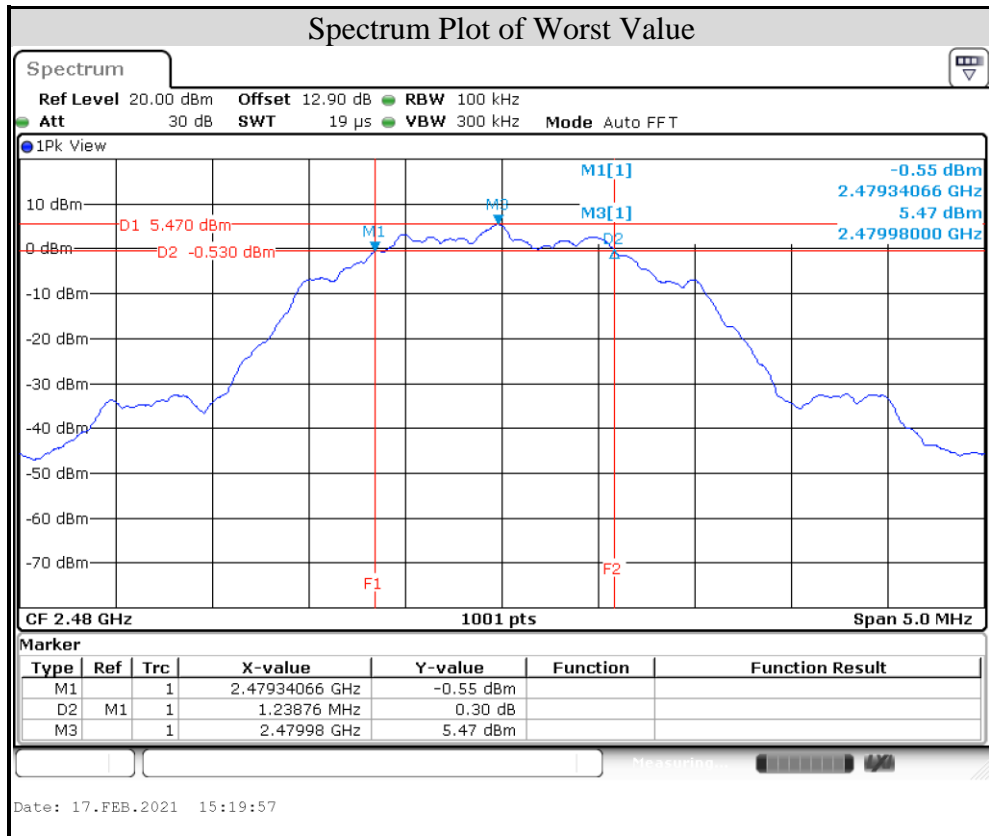
Telephone :+886-2-7737-3000

Facsimile (FAX) :+886-3-583-7948



**BT LE\_2Mbps**

Channel	Frequency (MHz)	6dB Bandwidth (MHz)	Minimum Limit (MHz)	Pass / Fail
0	2402	1.24	0.5	PASS
19	2440	1.25	0.5	PASS
39	2480	1.24	0.5	PASS



**Underwriters Laboratories Taiwan Co., Ltd.**

Building B and Building E, No. 372-7, Sec. 4, Zhongxing Rd., Zhudong Township, Hsinchu County, Taiwan

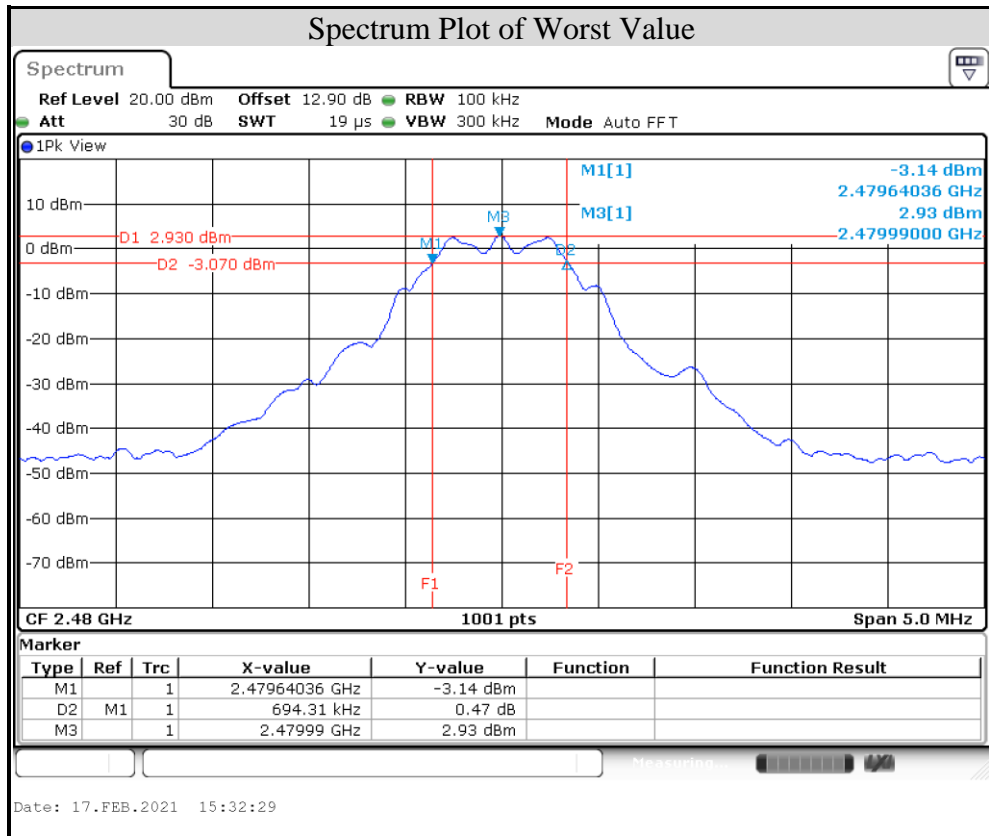
Telephone :+886-2-7737-3000

Facsimile (FAX ) :+886-3-583-7948



**BT LR\_125Kbps**

Channel	Frequency (MHz)	6dB Bandwidth (MHz)	Minimum Limit (MHz)	Pass / Fail
0	2402	0.69	0.5	PASS
19	2440	0.69	0.5	PASS
39	2480	0.69	0.5	PASS



**Underwriters Laboratories Taiwan Co., Ltd.**

Building B and Building E, No. 372-7, Sec. 4, Zhongxing Rd., Zhudong Township, Hsinchu County, Taiwan

Telephone :+886-2-7737-3000

Facsimile (FAX) :+886-3-583-7948

Doc No: 17-EM-F0876 / 5.0



## 9.2. Conducted Output Power


### Requirements

For systems using digital modulation in the 2400-2483.5 MHz bands: 1 Watt.

### Test Procedure

A peak power sensor was used on the output port of the EUT. A power meter was used to read the response of the peak power sensor. Record the power level.

### Test Setup



The loss between RF output port of the EUT and the input port of the Power Meter has been taken into consideration.



## Test Data

### BT LE\_1Mbps

#### Peak Power

Channel	Frequency (MHz)	Peak Power (mW)	Peak Power (dBm)	Limit (dBm)	Pass/Fail
0	2402	3.715	5.70	30	PASS
19	2440	4.246	6.28	30	PASS
39	2480	5	6.99	30	PASS

#### Average Power (Reference Only)

Channel	Frequency (MHz)	Average Power (mW)	Average Power (dBm)
0	2402	3.243	5.11
19	2440	3.837	5.84
39	2480	4.529	6.56

## Underwriters Laboratories Taiwan Co., Ltd.

Building B and Building E, No. 372-7, Sec. 4, Zhongxing Rd., Zhudong Township, Hsinchu County, Taiwan

Telephone :+886-2-7737-3000

Facsimile (FAX ) :+886-3-583-7948

Doc No: 17-EM-F0876 / 5.0



## BT LE\_2Mbps

### Peak Power

Channel	Frequency (MHz)	Peak Power (mW)	Peak Power (dBm)	Limit (dBm)	Pass/Fail
0	2402	4.074	6.10	30	PASS
19	2440	4.688	6.71	30	PASS
39	2480	5.395	7.32	30	PASS

### Average Power (Reference Only)

Channel	Frequency (MHz)	Average Power (mW)	Average Power (dBm)
0	2402	3.365	5.27
19	2440	3.936	5.95
39	2480	4.603	6.63

## Underwriters Laboratories Taiwan Co., Ltd.

Building B and Building E, No. 372-7, Sec. 4, Zhongxing Rd., Zhudong Township, Hsinchu County, Taiwan

Telephone :+886-2-7737-3000

Facsimile (FAX ) :+886-3-583-7948

Doc No: 17-EM-F0876 / 5.0





## BT LR\_125Kbps

### Peak Power

Channel	Frequency (MHz)	Peak Power (mW)	Peak Power (dBm)	Limit (dBm)	Pass/Fail
0	2402	3.69	5.67	30	PASS
19	2440	4.295	6.33	30	PASS
39	2480	5.023	7.01	30	PASS

### Average Power (Reference Only)

Channel	Frequency (MHz)	Average Power (mW)	Average Power (dBm)
0	2402	3.243	5.11
19	2440	3.802	5.80
39	2480	4.508	6.54

## Underwriters Laboratories Taiwan Co., Ltd.

Building B and Building E, No. 372-7, Sec. 4, Zhongxing Rd., Zhudong Township, Hsinchu County, Taiwan

Telephone :+886-2-7737-3000

Facsimile (FAX ) :+886-3-583-7948

Doc No: 17-EM-F0876 / 5.0



### 9.3. Power Spectral Density

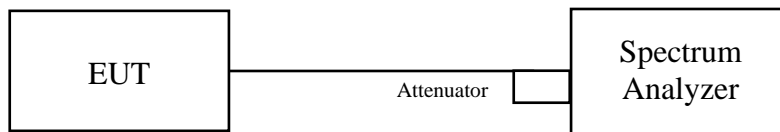
#### Requirements

The Maximum of Power Spectral Density Measurement is 8dBm in any 3 kHz.

#### Test procedure

- a. Set analyzer center frequency to DTS channel center frequency.
- b. Set the span to 1.5 times the DTS bandwidth.
- c. Set the RBW to:  $3 \text{ kHz} \leq \text{RBW} \leq 100 \text{ kHz}$ .
- d. Set the VBW  $\geq 3 \times \text{RBW}$ .
- e. Detector = peak.
- f. Sweep time = auto couple.
- g. Trace mode = max hold.
- h. Allow trace to fully stabilize.
- i. Use the peak marker function to determine the maximum amplitude level within the RBW.

#### Test Setup



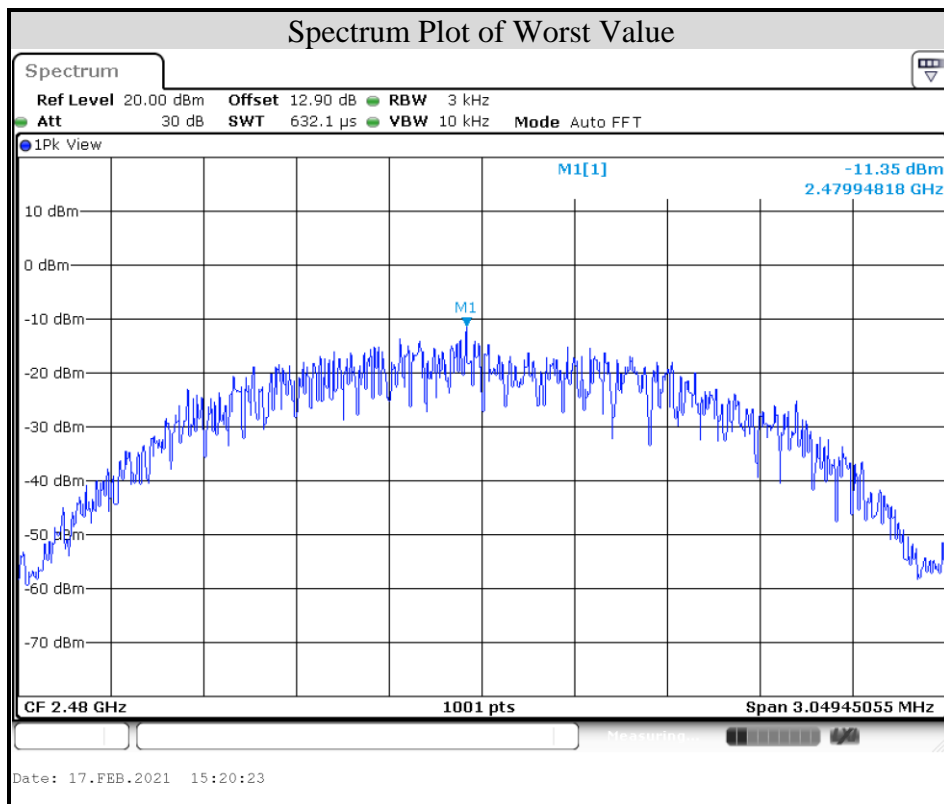
The loss between RF output port of the EUT and the input port of the Spectrum Analyzer has been taken into consideration.





### BT LE\_2Mbps

Channel	Frequency (MHz)	PSD (dBm/3kHz)	Limit (dBm/3kHz)	Pass /Fail
0	2402	-12.83	8	PASS
19	2440	-12.14	8	PASS
39	2480	-11.35	8	PASS



### Underwriters Laboratories Taiwan Co., Ltd.

Building B and Building E, No. 372-7, Sec. 4, Zhongxing Rd., Zhudong Township, Hsinchu County, Taiwan

Telephone :+886-2-7737-3000

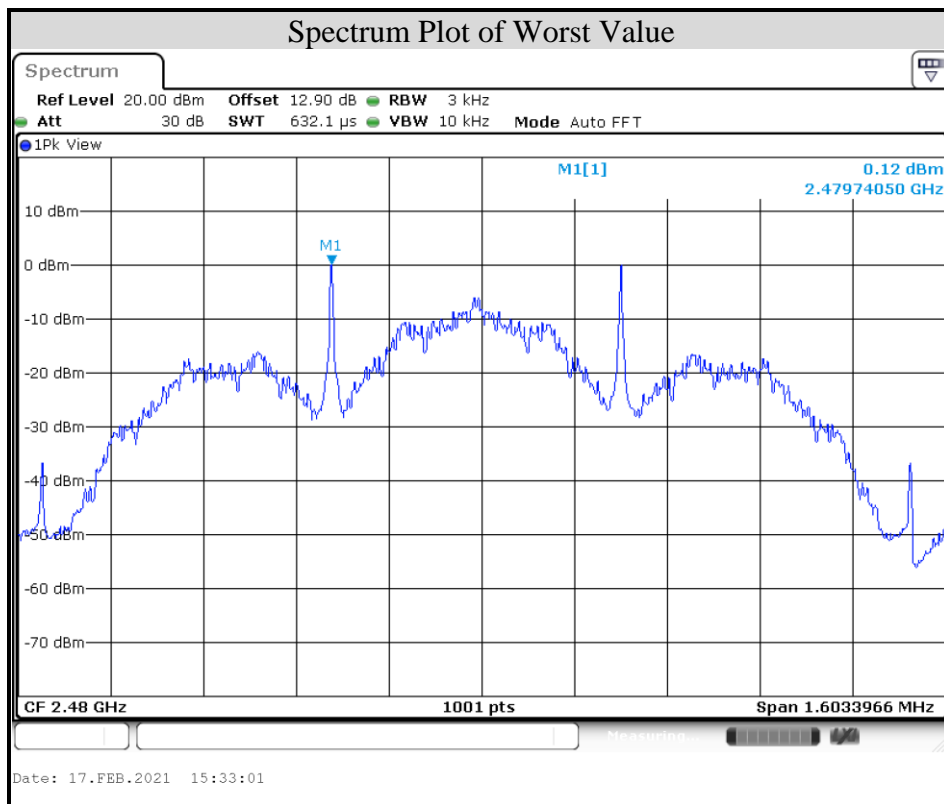
Facsimile (FAX ) :+886-3-583-7948

Doc No: 17-EM-F0876 / 5.0



BT LR\_125Kbps

Channel	Frequency (MHz)	PSD (dBm/3kHz)	Limit (dBm/3kHz)	Pass /Fail
0	2402	-1.29	8	PASS
19	2440	-0.57	8	PASS
39	2480	0.12	8	PASS



**Underwriters Laboratories Taiwan Co., Ltd.**

Building B and Building E, No. 372-7, Sec. 4, Zhongxing Rd., Zhudong Township, Hsinchu County, Taiwan

Telephone :+886-2-7737-3000

Facsimile (FAX ) :+886-3-583-7948

Doc No: 17-EM-F0876 / 5.0



## 9.4. Conducted Out of Band Emission

### Requirements

In any 100 kHz bandwidth outside the frequency band in which the spread spectrum or digitally modulated intentional radiator is operating, the radio frequency power that is produced by the intentional radiator shall be at least 20 dB below that in the 100 kHz bandwidth within the band that contains the highest level of the desired power, based on either an RF conducted or a radiated measurement, provided the transmitter demonstrates compliance with the peak conducted power limits. If the transmitter complies with the conducted power limits based on the use of RMS averaging over a time interval, as permitted under paragraph (b) (3) of this section, the attenuation required under this paragraph shall be 30 dB instead of 20 dB. Attenuation below the general limits specified in §15.209 (a) is not required.

### Test procedure

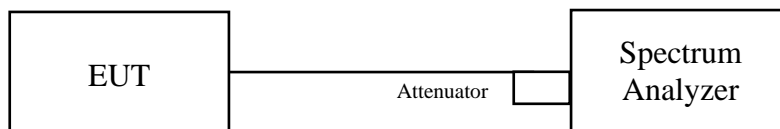
Measurement Procedure REF

1. Set the RBW = 100 kHz.
2. Set the VBW  $\geq$  300 kHz.
3. Set the span to 1.5 times the DTS bandwidth.
4. Detector = peak.
5. Sweep time = auto couple.
6. Trace mode = max hold.
7. Allow trace to fully stabilize.
8. Use the peak marker function to determine the maximum power level in any 100 kHz band segment within the fundamental EBW.

Measurement Procedure OOBE

1. Set RBW = 100 kHz.
2. Set VBW  $\geq$  300 kHz.
3. Detector = peak.
4. Sweep = auto couple.
5. Trace Mode = max hold.
6. Allow trace to fully stabilize.
7. Use the peak marker function to determine the maximum amplitude level.

### Test Setup



The loss between RF output port of the EUT and the input port of the Spectrum Analyzer has been taken into consideration.

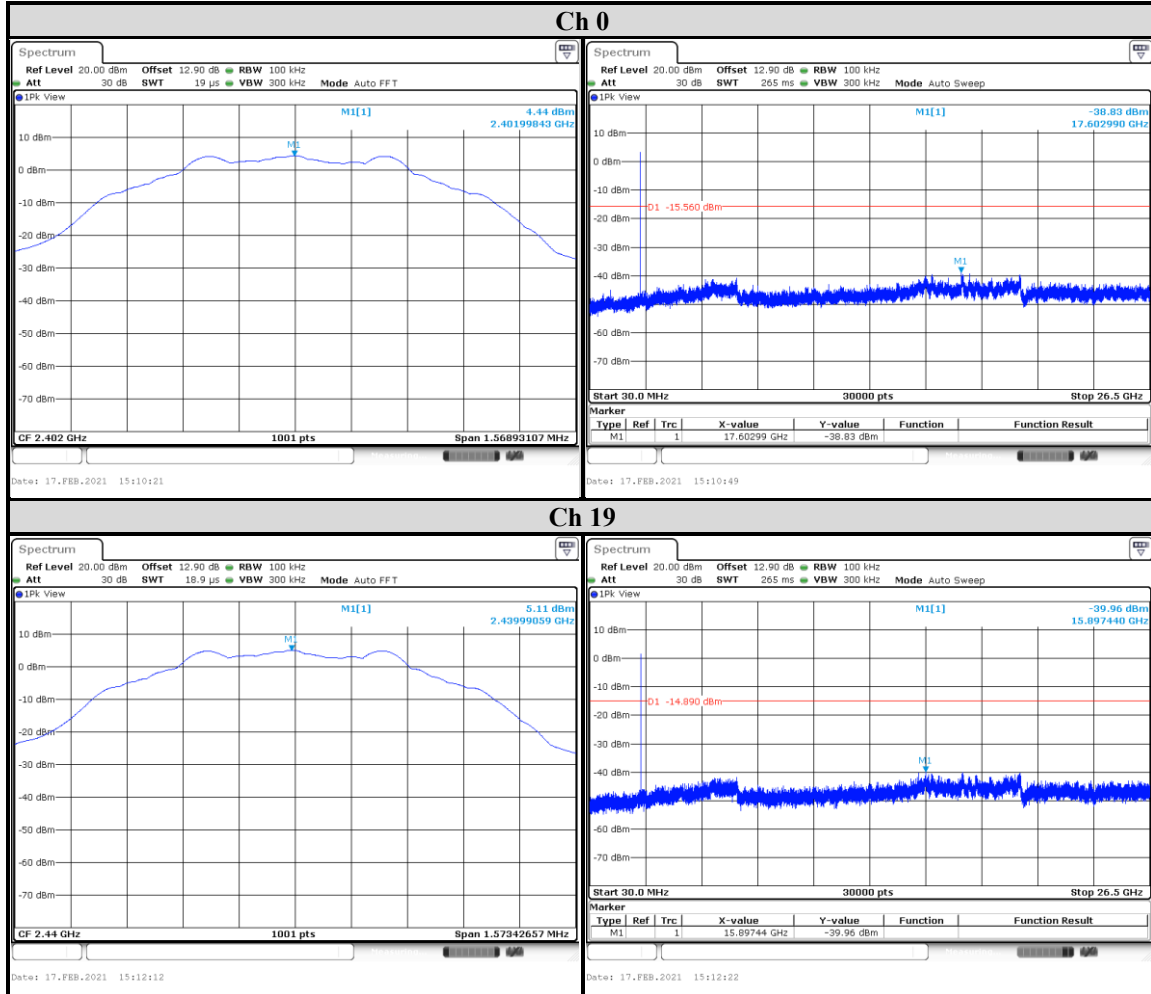
### **Underwriters Laboratories Taiwan Co., Ltd.**

Building B and Building E, No. 372-7, Sec. 4, Zhongxing Rd., Zhudong Township, Hsinchu County, Taiwan  
Telephone : +886-2-7737-3000  
Facsimile (FAX) : +886-3-583-7948



## Test Data

### BT LE\_1Mbps

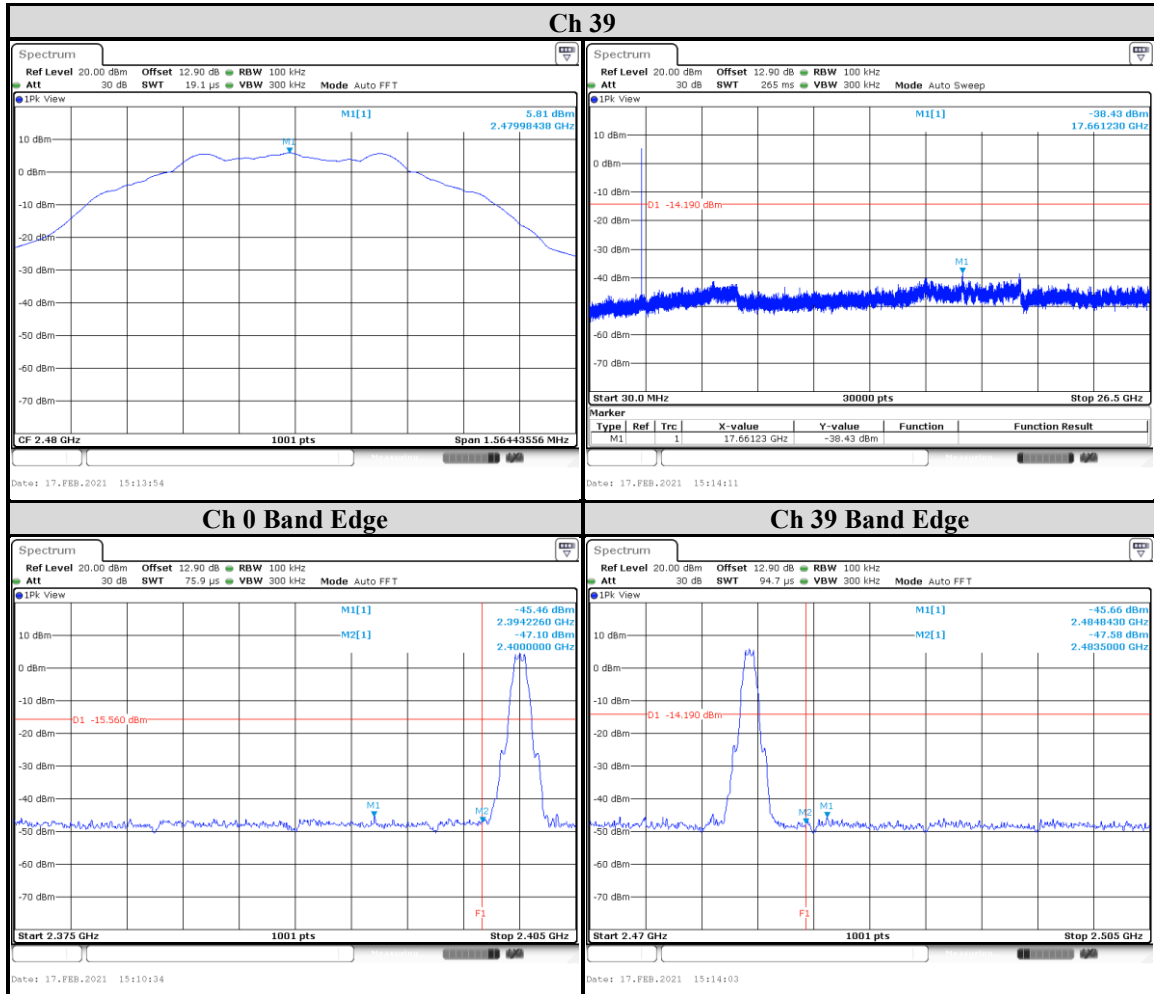


## Underwriters Laboratories Taiwan Co., Ltd.

Building B and Building E, No. 372-7, Sec. 4, Zhongxing Rd., Zhudong Township, Hsinchu County, Taiwan

Telephone : +886-2-7737-3000

Facsimile (FAX) : +886-3-583-7948



**Underwriters Laboratories Taiwan Co., Ltd.**

Building B and Building E, No. 372-7, Sec. 4, Zhongxing Rd., Zhudong Township, Hsinchu County, Taiwan

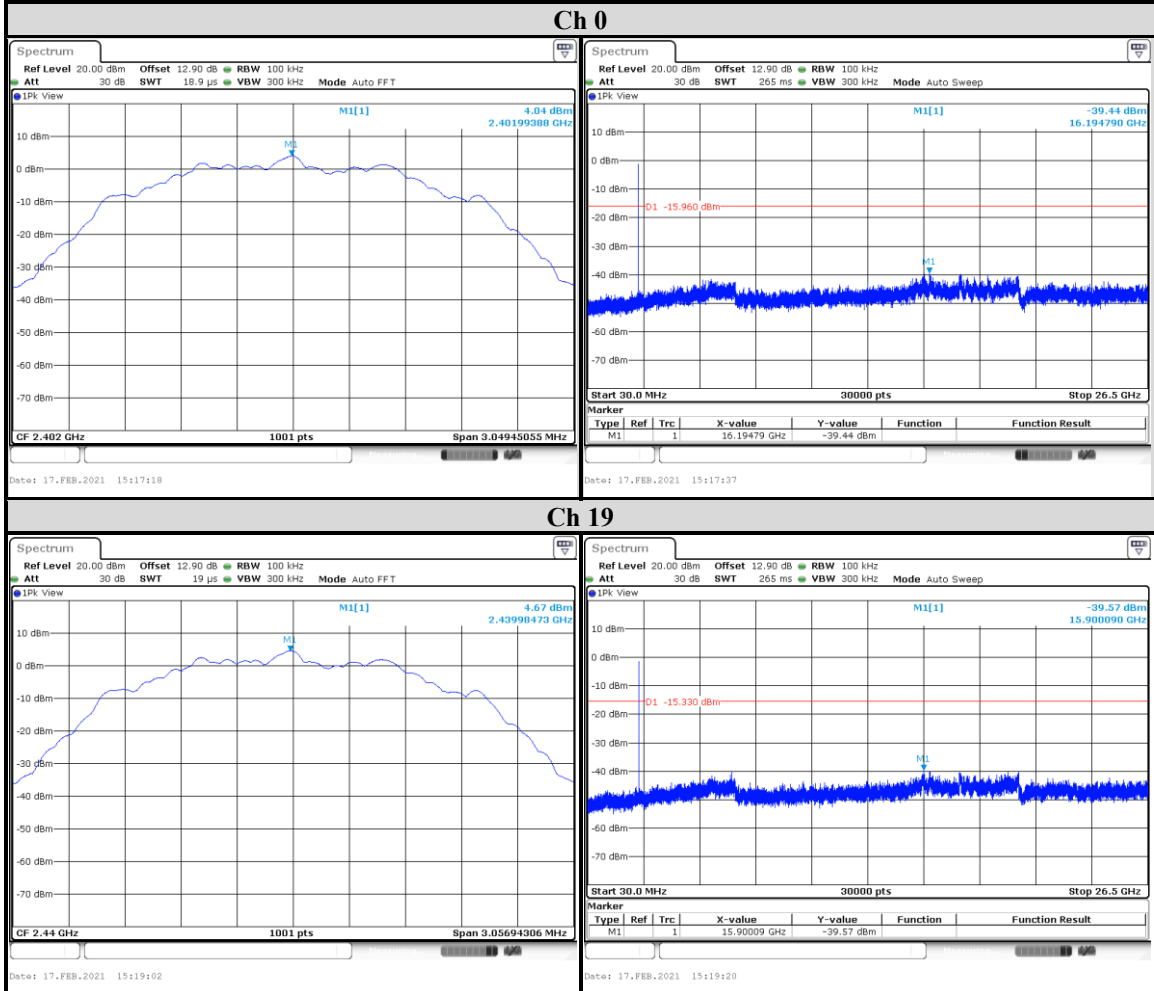
Telephone :+886-2-7737-3000

Facsimile (FAX ) :+886-3-583-7948





### BT LE\_2Mbps



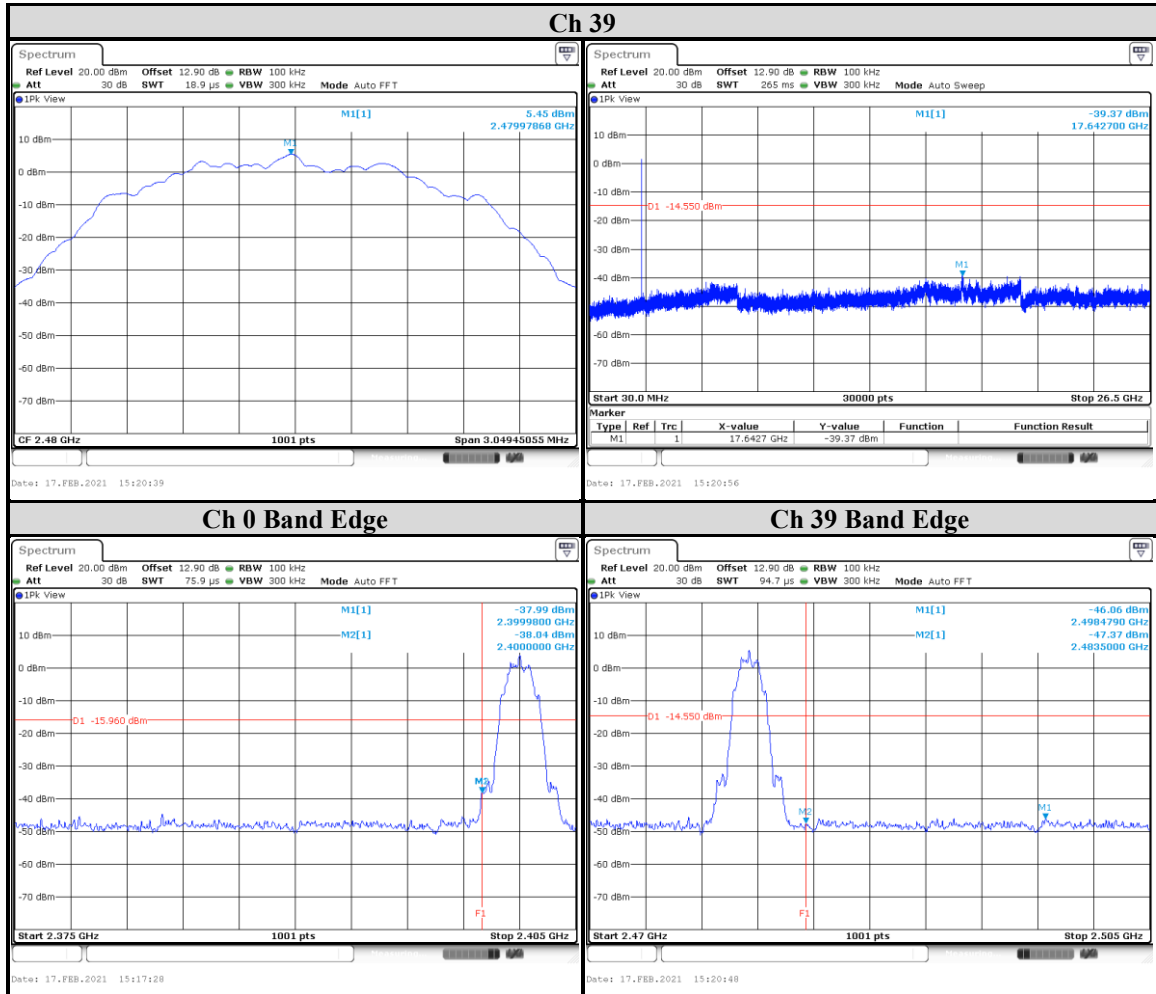
### Underwriters Laboratories Taiwan Co., Ltd.

Building B and Building E, No. 372-7, Sec. 4, Zhongxing Rd., Zhudong Township, Hsinchu County, Taiwan

Telephone : +886-2-7737-3000

Facsimile (FAX) : +886-3-583-7948

Doc No: 17-EM-F0876 / 5.0



**Underwriters Laboratories Taiwan Co., Ltd.**

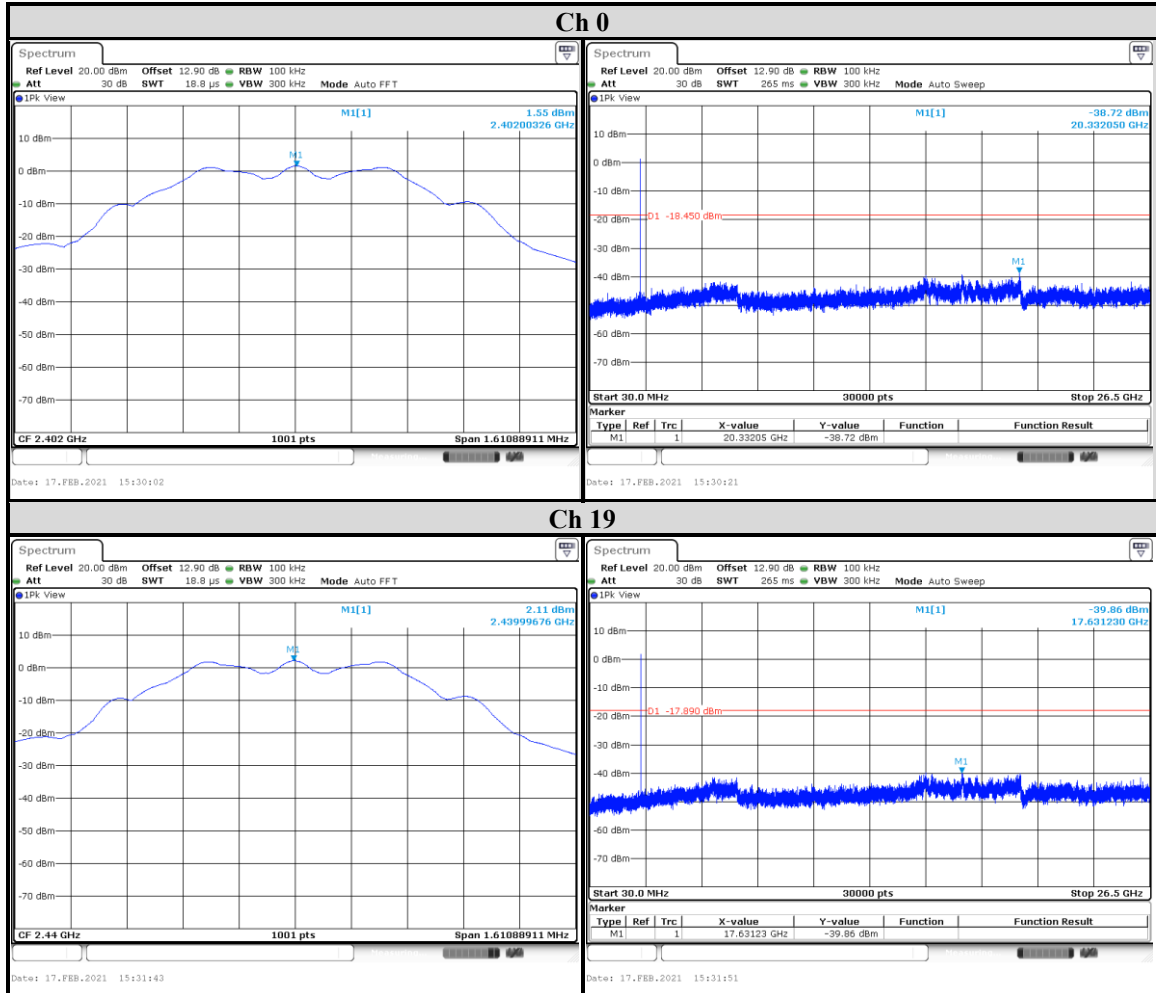
Building B and Building E, No. 372-7, Sec. 4, Zhongxing Rd., Zhudong Township, Hsinchu County, Taiwan

Telephone :+886-2-7737-3000

Facsimile (FAX ) :+886-3-583-7948



### BT LR\_125Kbps

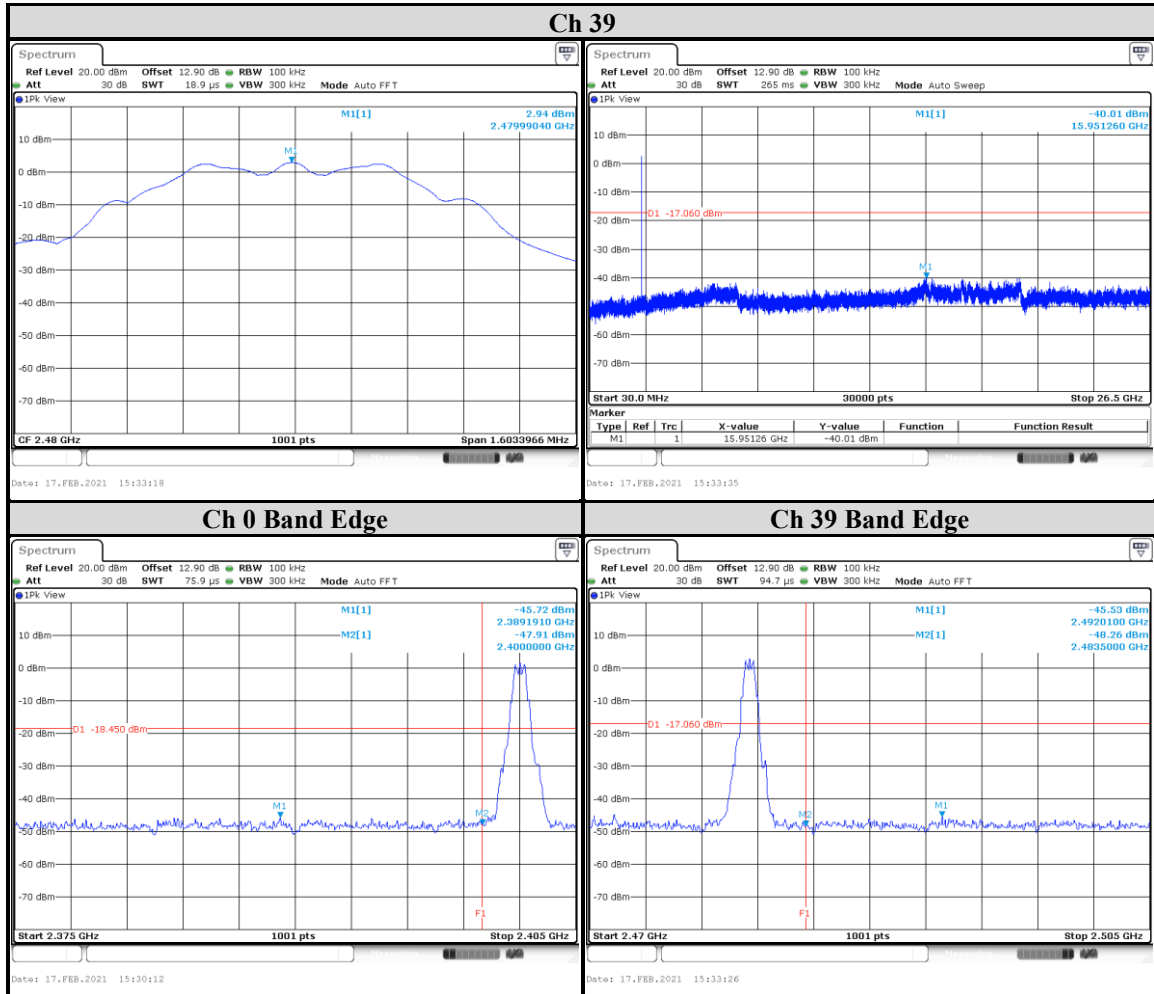


### Underwriters Laboratories Taiwan Co., Ltd.

Building B and Building E, No. 372-7, Sec. 4, Zhongxing Rd., Zhudong Township, Hsinchu County, Taiwan

Telephone : +886-2-7737-3000

Facsimile (FAX) : +886-3-583-7948



**Underwriters Laboratories Taiwan Co., Ltd.**

Building B and Building E, No. 372-7, Sec. 4, Zhongxing Rd., Zhudong Township, Hsinchu County, Taiwan

Telephone :+886-2-7737-3000

Facsimile (FAX ) :+886-3-583-7948



## 9.5. Radiated Spurious Emission

### Requirements

Radiated emissions which fall in the restricted bands must comply with the radiated emission limits specified as below table. Other emissions shall be at least 20dB below the highest level of the desired power:

Frequency(MHz)	Field strength (microvolts/meter)	Measurement distance (meters)
0.009-0.490	2400/F(kHz)	300
0.490-1.705	24000/F(kHz)	30
1.705-30.0	30	30
30-88	100	3
88-216	150	3
216-960	200	3
Above 960	500	3

NOTE:

1. The lower limit shall apply at the transition frequencies.
2. Emission level (dBuV/m) = 20 log Emission level (uV/m).
3. For frequencies above 1000MHz, the field strength limits are based on average detector, however, the peak field strength of any emission shall not exceed the maximum permitted average limits, specified above by more than 20dB under any condition of modulation.

### **Underwriters Laboratories Taiwan Co., Ltd.**

Building B and Building E, No. 372-7, Sec. 4, Zhongxing Rd., Zhudong Township, Hsinchu County, Taiwan

Telephone :+886-2-7737-3000

Facsimile (FAX ) :+886-3-583-7948

Doc No: 17-EM-F0876 / 5.0



## **Test Procedures**

[For 9 kHz ~ 30 MHz]

- a. The EUT was placed on the top of a rotating table 0.8 meters above the ground at a 3 meter chamber room. The table was rotated 360 degrees to determine the position of the highest radiation.
- b. The EUT was set 3 meters away from the interference-receiving antenna, which was mounted on the top of a variable-height antenna tower.
- c. Parallel, perpendicular, and ground-parallel orientations of the antenna are set to make the measurement.
- d. For each suspected emission, the EUT was arranged to its worst case and the rotatable table was turned from 0 degrees to 360 degrees to find the maximum reading.
- e. For measurement below 30MHz, the initial step in collecting conducted emission data is a spectrum analyzer peak detector mode pre-scanning the measurement frequency range. Significant peaks are then marked and then Quasi Peak detector mode re-measured. If the emission level of the EUT measured by the peak detector is lower than the applicable limit, the peak emission level will be reported. Otherwise, the emission measurement will be repeated using the quasi-peak detector and reported.

NOTE:

1. The resolution bandwidth and video bandwidth of test receiver/spectrum analyzer is 9kHz at frequency below 30MHz.

[For above 30 MHz]

- a. The EUT was placed on the top of a rotating table 0.8 meters (for 30MHz ~ 1GHz) / 1.5 meters (for above 1GHz) above the ground at 3 meter chamber room for test. The table was rotated 360 degrees to determine the position of the highest radiation.
- b. The EUT was set 3 meters away from the interference-receiving antenna, which was mounted on the top of a variable-height antenna tower.
- c. The height of antenna is varied from one meter to four meters above the ground to determine the maximum value of the field strength. Both horizontal and vertical polarizations of the antenna are set to make the measurement.
- d. For each suspected emission, the EUT was arranged to its worst case and then the antenna was tuned to heights from 1 meter to 4 meters and the rotatable table was turned from 0 degrees to 360 degrees to find the maximum reading.
- e. For measurement below 1GHz, the initial step in collecting conducted emission data is a spectrum analyzer peak detector mode pre-scanning the measurement frequency range. Significant peaks are then marked and then Quasi Peak detector mode re-measured. If the emission level of the EUT measured by the peak detector is lower than the applicable limit, the peak emission level will be reported. Otherwise, the emission measurement will be repeated using the quasi-peak detector and reported.
- f. The test-receiver system was set to peak and average detects function and specified bandwidth with maximum hold mode when the test frequency is above 1 GHz. If the peak reading value also meets average limit, measurement with the average detector is unnecessary.

## **Underwriters Laboratories Taiwan Co., Ltd.**

Building B and Building E, No. 372-7, Sec. 4, Zhongxing Rd., Zhudong Township, Hsinchu County, Taiwan

Telephone :+886-2-7737-3000

Facsimile (FAX ) :+886-3-583-7948

Doc No: 17-EM-F0876 / 5.0



Note:

- The resolution bandwidth and video bandwidth of test receiver/spectrum analyzer is 120kHz for Quasi-peak detection (QP) at frequency below 1GHz.
- The resolution bandwidth of test receiver/spectrum analyzer is 1 MHz and the video bandwidth is 3 MHz for Peak detection (PK) at frequency above 1GHz.
- The resolution bandwidth of test receiver/spectrum analyzer is 1MHz and the video bandwidth is  $\geq 1/T$  (Duty cycle < 98%) or 10Hz (Duty cycle  $\geq 98\%$ ) for Average detection (AV) at frequency above 1GHz.

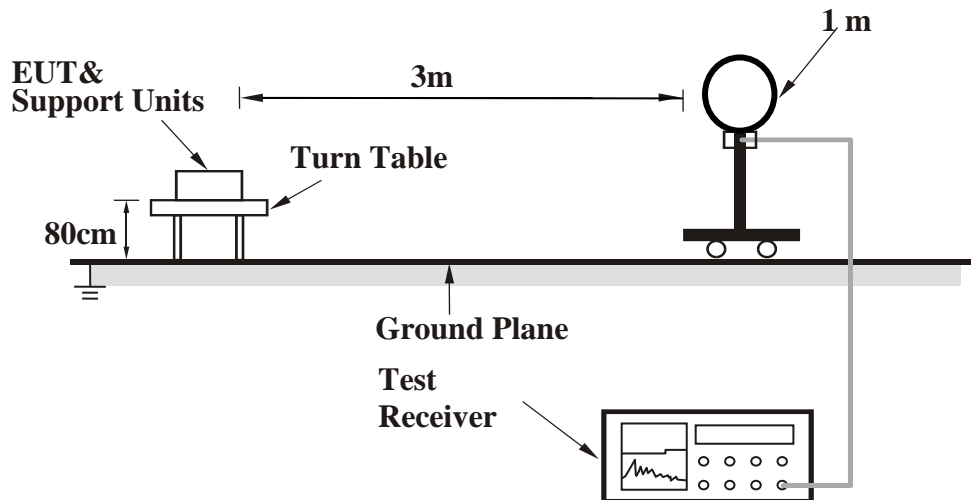
Configuration	Average	
	RBW	VBW
BT LE_1Mbps	1MHz	3kHz
BT LE_2Mbps	1MHz	10kHz
BT LR_125Kbps	1MHz	510Hz

Note: Refer to section 6.6 for duty cycle.

- All modes of operation were investigated (includes all external accessories) and the worst-case emissions are reported.

### Test Setup

<Frequency Range 9 kHz ~ 30 MHz>



### **Underwriters Laboratories Taiwan Co., Ltd.**

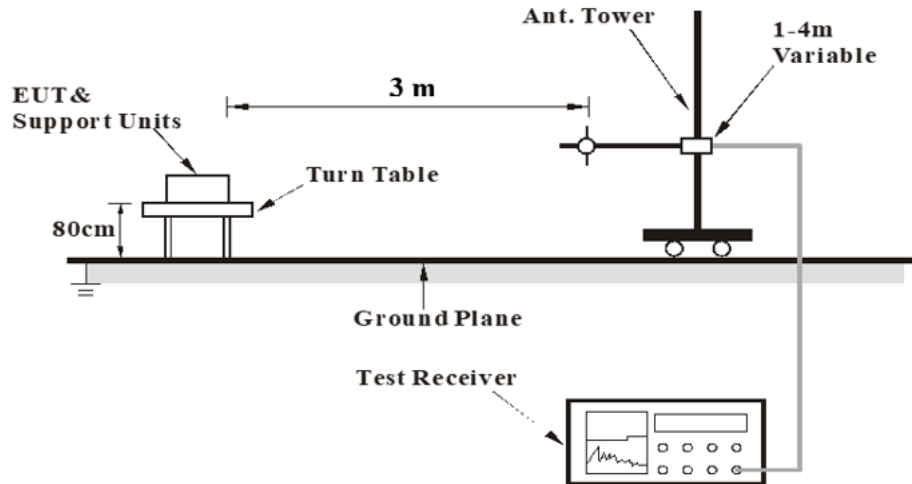
Building B and Building E, No. 372-7, Sec. 4, Zhongxing Rd., Zhudong Township, Hsinchu County, Taiwan

Telephone :+886-2-7737-3000

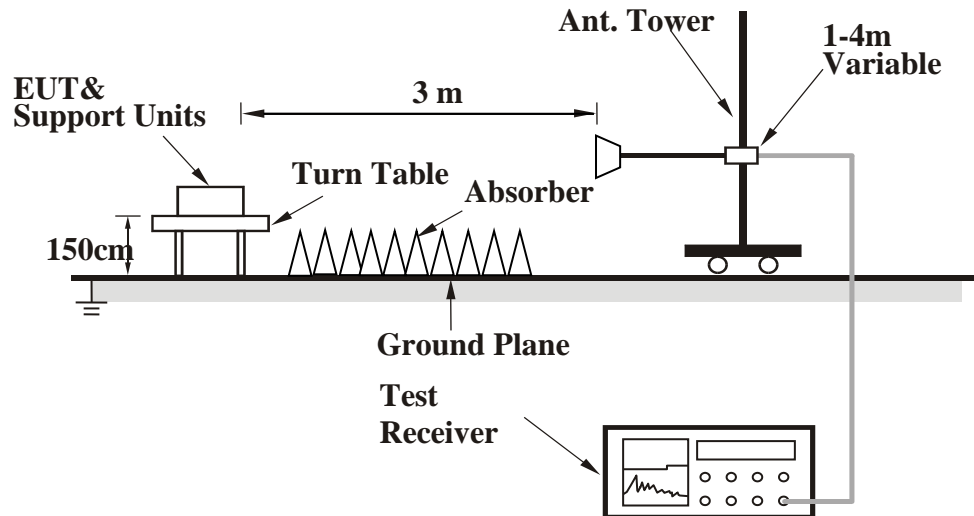
Facsimile (FAX ) :+886-3-583-7948

Doc No: 17-EM-F0876 / 5.0

<Frequency Range 30 MHz ~ 1 GHz >



<Frequency Range above 1 GHz>



For the actual test configuration, please refer to the Setup Configurations.





## Test Data

### Above 1GHz Data

#### BT LE\_1Mbps

EUT Test Condition		Measurement Detail	
Channel	Channel 0	Frequency Range	1 GHz ~ 26.5 GHz

Antenna Polarity & Test Distance: Horizontal at 3 m							
Notation	Frequency	Reading	Correct	Result	Limit	Margin	Remark
	(MHz)	(dBuV/m)	dB/m	(dBuV/m)	(dBuV/m)	(dB)	
*	4804	35.7	2.45	38.15	74	-35.85	Peak
-	2349.6	35.26	5.94	41.2	54	-12.8	Average
@	2402	82.65	6.05	88.7	-	-	Average
-	2311.6	45.35	6.1	51.45	74	-22.55	Peak
@	2402	87.18	6.05	93.23	-	-	Peak
Antenna Polarity & Test Distance: Vertical at 3 m							
Notation	Frequency	Reading	Correct	Result	Limit	Margin	Remark
	(MHz)	(dBuV/m)	dB/m	(dBuV/m)	(dBuV/m)	(dB)	
*	4804	38.7	2.45	41.15	74	-32.85	Peak
-	2366	35.29	5.97	41.26	54	-12.74	Average
@	2402	90.99	6.05	97.04	-	-	Average
-	2351.4	41.4	5.94	47.34	74	-26.66	Peak
@	2402	96.23	6.05	102.28	-	-	Peak

#### Remarks:

1. Result value (dBuV/m) = Reading value (dBuV/m) + Correction Factor (dB/m).
2. Margin(dB) = Result value (dBuV/m) - Limit value (dBuV/m).
3. Correction Factor (dB/m) = Antenna Factor (dBuV/m) + Cable Loss (dB) - Preamp Factor (dB).
4. "@": Fundamental Frequency.
5. "\* \* ": The peak result under 20 dB above and complies with AVG limit, AVG result is deemed to comply with AVG limit.
6. The other emission levels were very low against the limit.

## Underwriters Laboratories Taiwan Co., Ltd.

Building B and Building E, No. 372-7, Sec. 4, Zhongxing Rd., Zhudong Township, Hsinchu County, Taiwan

Telephone :+886-2-7737-3000

Facsimile (FAX ) :+886-3-583-7948

Doc No: 17-EM-F0876 / 5.0



EUT Test Condition		Measurement Detail	
Channel	Channel 19	Frequency Range	1 GHz ~ 26.5 GHz

Antenna Polarity & Test Distance: Horizontal at 3 m							
Notation	Frequency	Reading	Correct	Result	Limit	Margin	Remark
	(MHz)	(dBuV/m)	dB/m	(dBuV/m)	(dBuV/m)	(dB)	
*	4880	35.51	2.64	38.15	74	-35.85	Peak
-	2359.4	35.23	5.96	41.19	54	-12.81	Average
@	2440	82.13	6.03	88.16	-	-	Average
-	2491.6	35.59	6.02	41.61	54	-12.39	Average
-	2328.4	45.03	6.04	51.07	74	-22.93	Peak
@	2440	86.68	6.03	92.71	-	-	Peak
-	2495	41.22	6.02	47.24	74	-26.76	Peak
Antenna Polarity & Test Distance: Vertical at 3 m							
Notation	Frequency	Reading	Correct	Result	Limit	Margin	Remark
	(MHz)	(dBuV/m)	dB/m	(dBuV/m)	(dBuV/m)	(dB)	
*	4880	36.31	2.64	38.95	74	-35.05	Peak
-	2369	35.4	5.98	41.38	54	-12.62	Average
@	2440	91.96	6.03	97.99	-	-	Average
-	2485.6	35.6	6.02	41.62	54	-12.38	Average
-	2360	41.23	5.96	47.19	74	-26.81	Peak
@	2440	97.2	6.03	103.23	-	-	Peak
-	2509	42.14	6.02	48.16	74	-25.84	Peak

Remarks:

1. Result value (dBuV/m) = Reading value (dBuV/m) + Correction Factor (dB/m).
2. Margin(dB) = Result value (dBuV/m) - Limit value (dBuV/m).
3. Correction Factor (dB/m) = Antenna Factor (dBuV/m) + Cable Loss (dB) - Preamp Factor (dB).
4. "@": Fundamental Frequency.
5. "\* \* ": The peak result under 20 dB above and complies with AVG limit, AVG result is deemed to comply with AVG limit.
6. The other emission levels were very low against the limit.

**Underwriters Laboratories Taiwan Co., Ltd.**

Building B and Building E, No. 372-7, Sec. 4, Zhongxing Rd., Zhudong Township, Hsinchu County, Taiwan  
Telephone :+886-2-7737-3000  
Facsimile (FAX ) :+886-3-583-7948



EUT Test Condition		Measurement Detail	
Channel	Channel 39	Frequency Range	1 GHz ~ 26.5 GHz

Antenna Polarity & Test Distance: Horizontal at 3 m							
Notation	Frequency	Reading	Correct	Result	Limit	Margin	Remark
	(MHz)	(dBuV/m)	dB/m	(dBuV/m)	(dBuV/m)	(dB)	
*	4960	38.62	2.59	41.21	74	-32.79	Peak
@	2480	78.32	6.02	84.34	-	-	Average
-	2489.2	35.55	6.02	41.57	54	-12.43	Average
@	2480	82.51	6.02	88.53	-	-	Peak
-	2497.8	41.61	6.02	47.63	74	-26.37	Peak
Antenna Polarity & Test Distance: Vertical at 3 m							
Notation	Frequency	Reading	Correct	Result	Limit	Margin	Remark
	(MHz)	(dBuV/m)	dB/m	(dBuV/m)	(dBuV/m)	(dB)	
*	4960	37.68	2.59	40.27	74	-33.73	Peak
@	2480	92.77	6.02	98.79	-	-	Average
-	2483.6	36.23	6.02	42.25	54	-11.75	Average
@	2480	97.95	6.02	103.97	-	-	Peak
-	2483.6	42.21	6.02	48.23	74	-25.77	Peak

Remarks:

1. Result value (dBuV/m) = Reading value (dBuV/m) + Correction Factor (dB/m).
2. Margin(dB) = Result value (dBuV/m) - Limit value (dBuV/m).
3. Correction Factor (dB/m) = Antenna Factor (dBuV/m) + Cable Loss (dB) - Preamp Factor (dB).
4. "@": Fundamental Frequency.
5. "\* \* ": The peak result under 20 dB above and complies with AVG limit, AVG result is deemed to comply with AVG limit.
6. The other emission levels were very low against the limit.

**Underwriters Laboratories Taiwan Co., Ltd.**

Building B and Building E, No. 372-7, Sec. 4, Zhongxing Rd., Zhudong Township, Hsinchu County, Taiwan  
Telephone :+886-2-7737-3000  
Facsimile (FAX ) :+886-3-583-7948



**BT LE\_2Mbps**

EUT Test Condition		Measurement Detail	
Channel	Channel 0	Frequency Range	1 GHz ~ 26.5 GHz

Antenna Polarity & Test Distance: Horizontal at 3 m							
Notation	Frequency	Reading	Correct	Result	Limit	Margin	Remark
	(MHz)	(dBuV/m)	dB/m	(dBuV/m)	(dBuV/m)	(dB)	
*	4804	36.06	2.45	38.51	74	-35.49	Peak
-	2332.4	36.47	6.02	42.49	54	-11.51	Average
@	2402	85.18	6.05	91.23	-	-	Average
-	2329	43.2	6.04	49.24	74	-24.76	Peak
@	2402	87.23	6.05	93.28	-	-	Peak
Antenna Polarity & Test Distance: Vertical at 3 m							
Notation	Frequency	Reading	Correct	Result	Limit	Margin	Remark
	(MHz)	(dBuV/m)	dB/m	(dBuV/m)	(dBuV/m)	(dB)	
*	4804	38.5	2.45	40.95	74	-33.05	Peak
-	2337.2	36.39	6	42.39	54	-11.61	Average
@	2402	94.07	6.05	100.12	-	-	Average
-	2358	41.73	5.96	47.69	74	-26.31	Peak
@	2402	96.21	6.05	102.26	-	-	Peak

Remarks:

1. Result value (dBuV/m) = Reading value (dBuV/m) + Correction Factor (dB/m).
2. Margin(dB) = Result value (dBuV/m) - Limit value (dBuV/m).
3. Correction Factor (dB/m) = Antenna Factor (dBuV/m) + Cable Loss (dB) - Preamp Factor (dB).
4. "@": Fundamental Frequency.
5. "\* \* ": The peak result under 20 dB above and complies with AVG limit, AVG result is deemed to comply with AVG limit.
6. The other emission levels were very low against the limit.

**Underwriters Laboratories Taiwan Co., Ltd.**

Building B and Building E, No. 372-7, Sec. 4, Zhongxing Rd., Zhudong Township, Hsinchu County, Taiwan  
Telephone :+886-2-7737-3000  
Facsimile (FAX ) :+886-3-583-7948



EUT Test Condition		Measurement Detail	
Channel	Channel 19	Frequency Range	1 GHz ~ 26.5 GHz

Antenna Polarity & Test Distance: Horizontal at 3 m							
Notation	Frequency	Reading	Correct	Result	Limit	Margin	Remark
	(MHz)	(dBuV/m)	dB/m	(dBuV/m)	(dBuV/m)	(dB)	
*	4880	35.92	2.64	38.56	74	-35.44	Peak
-	2350	36.65	5.94	42.59	54	-11.41	Average
@	2440	84.62	6.03	90.65	-	-	Average
-	2501.6	36.8	6.02	42.82	54	-11.18	Average
-	2340.6	42.15	5.99	48.14	74	-25.86	Peak
@	2440	86.69	6.03	92.72	-	-	Peak
-	2494.4	41.78	6.02	47.8	74	-26.2	Peak
Antenna Polarity & Test Distance: Vertical at 3 m							
Notation	Frequency	Reading	Correct	Result	Limit	Margin	Remark
	(MHz)	(dBuV/m)	dB/m	(dBuV/m)	(dBuV/m)	(dB)	
*	4880	36.57	2.64	39.21	74	-34.79	Peak
-	2363.2	36.26	5.97	42.23	54	-11.77	Average
@	2440	95.08	6.03	101.11	-	-	Average
-	2487.2	36.66	6.03	42.69	54	-11.31	Average
-	2359.2	41.81	5.96	47.77	74	-26.23	Peak
@	2440	97.25	6.03	103.28	-	-	Peak
-	2500	41.58	6.02	47.6	74	-26.4	Peak

Remarks:

1. Result value (dBuV/m) = Reading value (dBuV/m) + Correction Factor (dB/m).
2. Margin(dB) = Result value (dBuV/m) - Limit value (dBuV/m).
3. Correction Factor (dB/m) = Antenna Factor (dBuV/m) + Cable Loss (dB) - Preamp Factor (dB).
4. "@": Fundamental Frequency.
5. "\* \* ": The peak result under 20 dB above and complies with AVG limit, AVG result is deemed to comply with AVG limit.
6. The other emission levels were very low against the limit.

**Underwriters Laboratories Taiwan Co., Ltd.**

Building B and Building E, No. 372-7, Sec. 4, Zhongxing Rd., Zhudong Township, Hsinchu County, Taiwan  
Telephone :+886-2-7737-3000  
Facsimile (FAX ) :+886-3-583-7948



EUT Test Condition		Measurement Detail	
Channel	Channel 39	Frequency Range	1 GHz ~ 26.5 GHz

Antenna Polarity & Test Distance: Horizontal at 3 m							
Notation	Frequency	Reading	Correct	Result	Limit	Margin	Remark
	(MHz)	(dBuV/m)	dB/m	(dBuV/m)	(dBuV/m)	(dB)	
*	4960	37.65	2.59	40.24	74	-33.76	Peak
@	2480	80.56	6.02	86.58	-	-	Average
-	2509.2	36.74	6.02	42.76	54	-11.24	Average
@	2480	82.59	6.02	88.61	-	-	Peak
-	2502	41.4	6.02	47.42	74	-26.58	Peak
Antenna Polarity & Test Distance: Vertical at 3 m							
Notation	Frequency	Reading	Correct	Result	Limit	Margin	Remark
	(MHz)	(dBuV/m)	dB/m	(dBuV/m)	(dBuV/m)	(dB)	
*	4960	35.1	2.59	37.69	74	-36.31	Peak
@	2480	95.98	6.02	102	-	-	Average
-	2483.6	39.04	6.02	45.06	54	-8.94	Average
@	2480	97.98	6.02	104	-	-	Peak
-	2483.6	44.65	6.02	50.67	74	-23.33	Peak

Remarks:

1. Result value (dBuV/m) = Reading value (dBuV/m) + Correction Factor (dB/m).
2. Margin(dB) = Result value (dBuV/m) - Limit value (dBuV/m).
3. Correction Factor (dB/m) = Antenna Factor (dBuV/m) + Cable Loss (dB) - Preamp Factor (dB).
4. "@": Fundamental Frequency.
5. "\* \* ": The peak result under 20 dB above and complies with AVG limit, AVG result is deemed to comply with AVG limit.
6. The other emission levels were very low against the limit.

**Underwriters Laboratories Taiwan Co., Ltd.**

Building B and Building E, No. 372-7, Sec. 4, Zhongxing Rd., Zhudong Township, Hsinchu County, Taiwan  
Telephone :+886-2-7737-3000  
Facsimile (FAX ) :+886-3-583-7948



**BT LR\_125Kbps**

EUT Test Condition		Measurement Detail	
Channel	Channel 0	Frequency Range	1 GHz ~ 26.5 GHz

Antenna Polarity & Test Distance: Horizontal at 3 m							
Notation	Frequency	Reading	Correct	Result	Limit	Margin	Remark
	(MHz)	(dBuV/m)	dB/m	(dBuV/m)	(dBuV/m)	(dB)	
*	4804	36.08	2.45	38.53	74	-35.47	Peak
-	2349.6	35.14	5.94	41.08	54	-12.92	Average
@	2402	86.15	6.05	92.2	-	-	Average
-	2311	42.74	6.1	48.84	74	-25.16	Peak
@	2402	87.25	6.05	93.3	-	-	Peak
Antenna Polarity & Test Distance: Vertical at 3 m							
Notation	Frequency	Reading	Correct	Result	Limit	Margin	Remark
	(MHz)	(dBuV/m)	dB/m	(dBuV/m)	(dBuV/m)	(dB)	
*	4804	38.13	2.45	40.58	74	-33.42	Peak
-	2352.4	35.19	5.95	41.14	54	-12.86	Average
@	2402	95.03	6.05	101.08	-	-	Average
-	2350.4	41.37	5.94	47.31	74	-26.69	Peak
@	2402	96.13	6.05	102.18	-	-	Peak

Remarks:

1. Result value (dBuV/m) = Reading value (dBuV/m) + Correction Factor (dB/m).
2. Margin(dB) = Result value (dBuV/m) - Limit value (dBuV/m).
3. Correction Factor (dB/m) = Antenna Factor (dBuV/m) + Cable Loss (dB) - Preamp Factor (dB).
4. "@": Fundamental Frequency.
5. "\* \* ": The peak result under 20 dB above and complies with AVG limit, AVG result is deemed to comply with AVG limit.
6. The other emission levels were very low against the limit.

**Underwriters Laboratories Taiwan Co., Ltd.**

Building B and Building E, No. 372-7, Sec. 4, Zhongxing Rd., Zhudong Township, Hsinchu County, Taiwan  
Telephone :+886-2-7737-3000  
Facsimile (FAX ) :+886-3-583-7948



EUT Test Condition		Measurement Detail	
Channel	Channel 19	Frequency Range	1 GHz ~ 26.5 GHz

Antenna Polarity & Test Distance: Horizontal at 3 m							
Notation	Frequency	Reading	Correct	Result	Limit	Margin	Remark
	(MHz)	(dBuV/m)	dB/m	(dBuV/m)	(dBuV/m)	(dB)	
*	4880	36.08	2.64	38.72	74	-35.28	Peak
-	2323.2	35.11	6.06	41.17	54	-12.83	Average
@	2440	85.6	6.03	91.63	-	-	Average
-	2500	35.48	6.02	41.5	54	-12.5	Average
-	2310.8	43.97	6.11	50.08	74	-23.92	Peak
@	2440	86.54	6.03	92.57	-	-	Peak
-	2509.4	42.24	6.02	48.26	74	-25.74	Peak
Antenna Polarity & Test Distance: Vertical at 3 m							
Notation	Frequency	Reading	Correct	Result	Limit	Margin	Remark
	(MHz)	(dBuV/m)	dB/m	(dBuV/m)	(dBuV/m)	(dB)	
*	4880	36	2.64	38.64	74	-35.36	Peak
-	2357.4	35.26	5.96	41.22	54	-12.78	Average
@	2440	96.1	6.03	102.13	-	-	Average
-	2493.6	35.41	6.02	41.43	54	-12.57	Average
-	2357.8	42.48	5.96	48.44	74	-25.56	Peak
@	2440	97.21	6.03	103.24	-	-	Peak
-	2504	41.53	6.02	47.55	74	-26.45	Peak

Remarks:

1. Result value (dBuV/m) = Reading value (dBuV/m) + Correction Factor (dB/m).
2. Margin(dB) = Result value (dBuV/m) - Limit value (dBuV/m).
3. Correction Factor (dB/m) = Antenna Factor (dBuV/m) + Cable Loss (dB) - Preamp Factor (dB).
4. "@": Fundamental Frequency.
5. "\* \* ": The peak result under 20 dB above and complies with AVG limit, AVG result is deemed to comply with AVG limit.
6. The other emission levels were very low against the limit.

**Underwriters Laboratories Taiwan Co., Ltd.**

Building B and Building E, No. 372-7, Sec. 4, Zhongxing Rd., Zhudong Township, Hsinchu County, Taiwan  
Telephone :+886-2-7737-3000  
Facsimile (FAX ) :+886-3-583-7948





EUT Test Condition		Measurement Detail	
Channel	Channel 39	Frequency Range	1 GHz ~ 26.5 GHz

Antenna Polarity & Test Distance: Horizontal at 3 m							
Notation	Frequency	Reading	Correct	Result	Limit	Margin	Remark
	(MHz)	(dBuV/m)	dB/m	(dBuV/m)	(dBuV/m)	(dB)	
*	4960	37.06	2.59	39.65	74	-34.35	Peak
@	2480	81.51	6.02	87.53	-	-	Average
-	2504.4	35.47	6.02	41.49	54	-12.51	Average
@	2480	82.56	6.02	88.58	-	-	Peak
-	2499.6	41.56	6.02	47.58	74	-26.42	Peak
Antenna Polarity & Test Distance: Vertical at 3 m							
Notation	Frequency	Reading	Correct	Result	Limit	Margin	Remark
	(MHz)	(dBuV/m)	dB/m	(dBuV/m)	(dBuV/m)	(dB)	
*	4960	36.16	2.59	38.75	74	-35.25	Peak
@	2480	96.99	6.02	103.01	-	-	Average
-	2483.6	36.1	6.02	42.12	54	-11.88	Average
@	2480	98.02	6.02	104.04	-	-	Peak
-	2483.8	43.39	6.02	49.41	74	-24.59	Peak

Remarks:

1. Result value (dBuV/m) = Reading value (dBuV/m) + Correction Factor (dB/m).
2. Margin(dB) = Result value (dBuV/m) - Limit value (dBuV/m).
3. Correction Factor (dB/m) = Antenna Factor (dBuV/m) + Cable Loss (dB) - Preamp Factor (dB).
4. "@": Fundamental Frequency.
5. "\* \* ": The peak result under 20 dB above and complies with AVG limit, AVG result is deemed to comply with AVG limit.
6. The other emission levels were very low against the limit.

**Underwriters Laboratories Taiwan Co., Ltd.**

Building B and Building E, No. 372-7, Sec. 4, Zhongxing Rd., Zhudong Township, Hsinchu County, Taiwan  
Telephone :+886-2-7737-3000  
Facsimile (FAX ) :+886-3-583-7948



### 9 kHz ~ 30 MHz Data:

For 9 kHz to 30 MHz radiated emission have performed all modes of operation were investigated. The amplitude of spurious emissions attenuated more than 20 dB below the permissible value is not required to be report.

No non-compliance noted:

### **KDB 414788 D01 OATS and Chamber Correlation Justification**

- Base on FCC 15.31 (f) (2): measurements may be performed at a distance closer than that specified in the regulations; however, an attempt should be made to avoid making measurements in the near field.

- OATs and chamber correlation testing had been performed and chamber measured test results is the worst case test result.

Although these tests were performed other than open area test site, adequate comparison measurements were confirmed against 30m open area test site. Therefore sufficient tests were made to demonstrate that the alternative site produces results that correlate with the ones of tests made in an open field based on KDB 414788.

### **Underwriters Laboratories Taiwan Co., Ltd.**

Building B and Building E, No. 372-7, Sec. 4, Zhongxing Rd., Zhudong Township, Hsinchu County, Taiwan

Telephone :+886-2-7737-3000

Facsimile (FAX ) :+886-3-583-7948

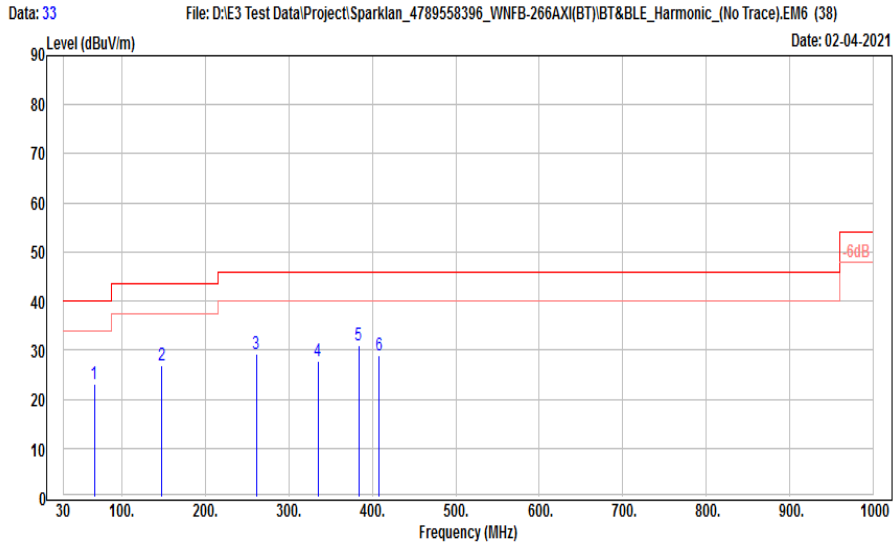


### 30 MHz ~ 1 GHz Data

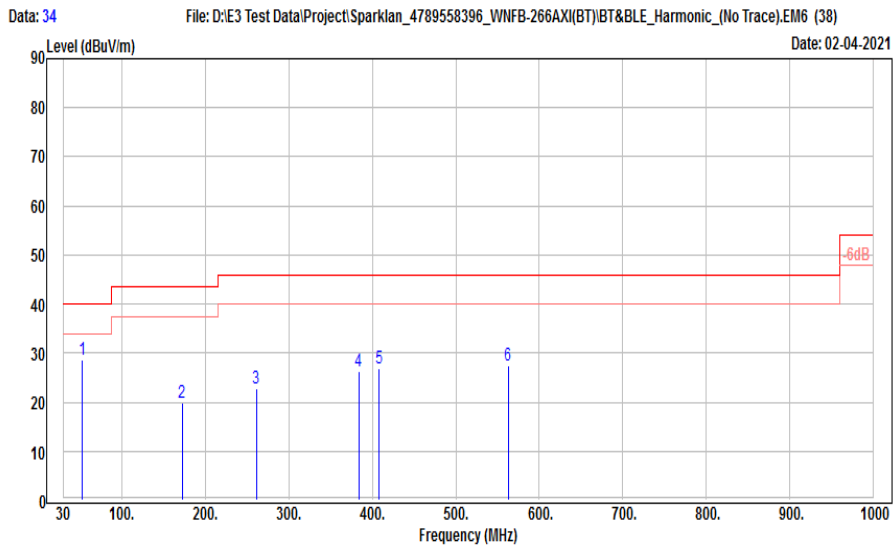
### BT LE\_1Mbps

EUT Test Condition		Measurement Detail	
Channel	Channel 0	Frequency Range	30 MHz ~ 1 GHz

### Horizontal



### Vertical



### Underwriters Laboratories Taiwan Co., Ltd.

Building B and Building E, No. 372-7, Sec. 4, Zhongxing Rd., Zhudong Township, Hsinchu County, Taiwan

Telephone : +886-2-7737-3000

Facsimile (FAX) : +886-3-583-7948

Doc No: 17-EM-F0876 / 5.0



Antenna Polarity & Test Distance: Horizontal at 3 m							
Notation	Frequency	Reading	Correct	Result	Limit	Margin	Remark
	(MHz)	(dBuV/m)	dB/m	(dBuV/m)	(dBuV/m)	(dB)	
-	67.83	36.53	-13.5	23.03	40	-16.97	Peak
-	148.34	38.81	-11.84	26.97	43.5	-16.53	Peak
-	261.83	40.69	-11.58	29.11	46	-16.89	Peak
-	335.55	37	-9.17	27.83	46	-18.17	Peak
-	384.05	38.88	-7.89	30.99	46	-15.01	Peak
-	408.3	36.13	-7.17	28.96	46	-17.04	Peak
Antenna Polarity & Test Distance: Vertical at 3 m							
Notation	Frequency	Reading	Correct	Result	Limit	Margin	Remark
	(MHz)	(dBuV/m)	dB/m	(dBuV/m)	(dBuV/m)	(dB)	
-	53.28	40.23	-11.51	28.72	40	-11.28	Peak
-	172.59	31.35	-11.55	19.8	43.5	-23.7	Peak
-	261.83	34.42	-11.58	22.84	46	-23.16	Peak
-	384.05	34.17	-7.89	26.28	46	-19.72	Peak
-	408.3	33.95	-7.17	26.78	46	-19.22	Peak
-	562.53	30.72	-3.3	27.42	46	-18.58	Peak

Remarks:

1. Result value (dBuV/m) = Reading value (dBuV/m) + Correction Factor (dB/m).
2. Margin(dB) = Result value (dBuV/m) - Limit value (dBuV/m).
3. Correction Factor (dB/m) = Antenna Factor (dBuV/m) + Cable Loss (dB) - Preamp Factor (dB).
4. The peak result complies with QP limit, QP result is deemed to comply with QP limit.
5. The other emission levels were very low against the limit.

**Underwriters Laboratories Taiwan Co., Ltd.**

Building B and Building E, No. 372-7, Sec. 4, Zhongxing Rd., Zhudong Township, Hsinchu County, Taiwan

Telephone :+886-2-7737-3000

Facsimile (FAX ) :+886-3-583-7948

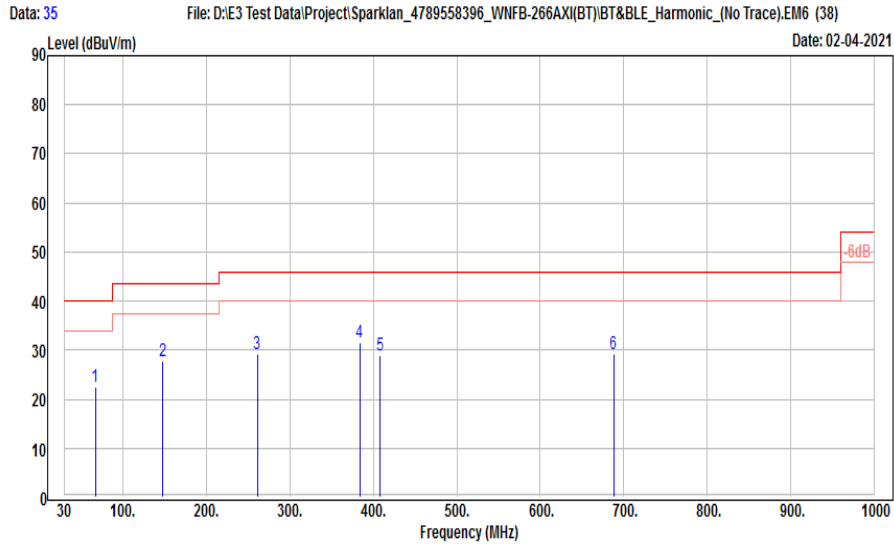
Doc No: 17-EM-F0876 / 5.0



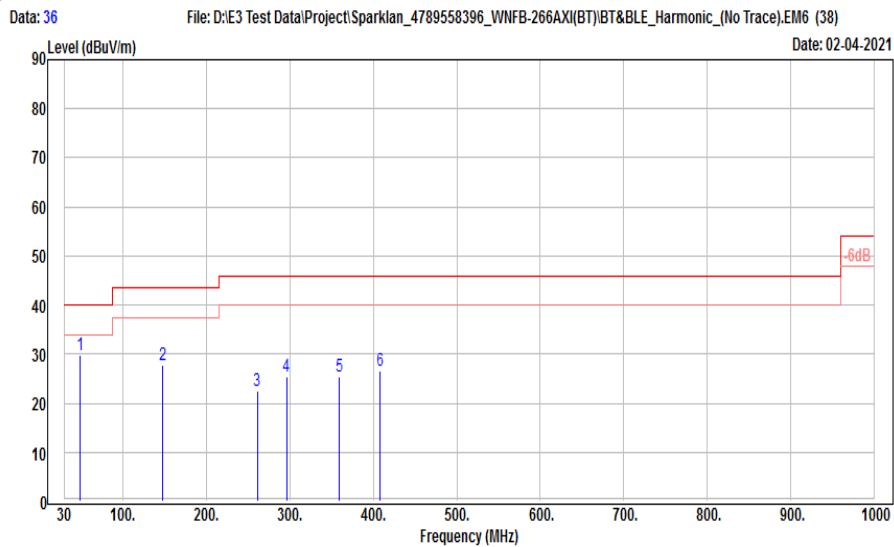
### BT LE\_2Mbps

EUT Test Condition		Measurement Detail	
Channel	Channel 0	Frequency Range	30 MHz ~ 1 GHz

### Horizontal



### Vertical



### Underwriters Laboratories Taiwan Co., Ltd.

Building B and Building E, No. 372-7, Sec. 4, Zhongxing Rd., Zhudong Township, Hsinchu County, Taiwan

Telephone : +886-2-7737-3000

Facsimile (FAX) : +886-3-583-7948



Antenna Polarity & Test Distance: Horizontal at 3 m							
Notation	Frequency	Reading	Correct	Result	Limit	Margin	Remark
	(MHz)	(dBuV/m)	dB/m	(dBuV/m)	(dBuV/m)	(dB)	
-	67.83	36.13	-13.5	22.63	40	-17.37	Peak
-	148.34	39.46	-11.84	27.62	43.5	-15.88	Peak
-	261.83	40.76	-11.58	29.18	46	-16.82	Peak
-	384.05	39.4	-7.89	31.51	46	-14.49	Peak
-	408.3	36.24	-7.17	29.07	46	-16.93	Peak
-	687.66	30.43	-1.31	29.12	46	-16.88	Peak

Antenna Polarity & Test Distance: Vertical at 3 m							
Notation	Frequency	Reading	Correct	Result	Limit	Margin	Remark
	(MHz)	(dBuV/m)	dB/m	(dBuV/m)	(dBuV/m)	(dB)	
-	49.4	41.25	-11.55	29.7	40	-10.3	Peak
-	148.34	39.55	-11.84	27.71	43.5	-15.79	Peak
-	261.83	33.99	-11.58	22.41	46	-23.59	Peak
-	296.75	35.78	-10.37	25.41	46	-20.59	Peak
-	359.8	33.89	-8.33	25.56	46	-20.44	Peak
-	408.3	33.89	-7.17	26.72	46	-19.28	Peak

Remarks:

1. Result value (dBuV/m) = Reading value (dBuV/m) + Correction Factor (dB/m).
2. Margin(dB) = Result value (dBuV/m) - Limit value (dBuV/m).
3. Correction Factor (dB/m) = Antenna Factor (dBuV/m) + Cable Loss (dB) - Preamp Factor (dB).
4. The peak result complies with QP limit, QP result is deemed to comply with QP limit.
5. The other emission levels were very low against the limit.

**Underwriters Laboratories Taiwan Co., Ltd.**

Building B and Building E, No. 372-7, Sec. 4, Zhongxing Rd., Zhudong Township, Hsinchu County, Taiwan

Telephone :+886-2-7737-3000

Facsimile (FAX ) :+886-3-583-7948

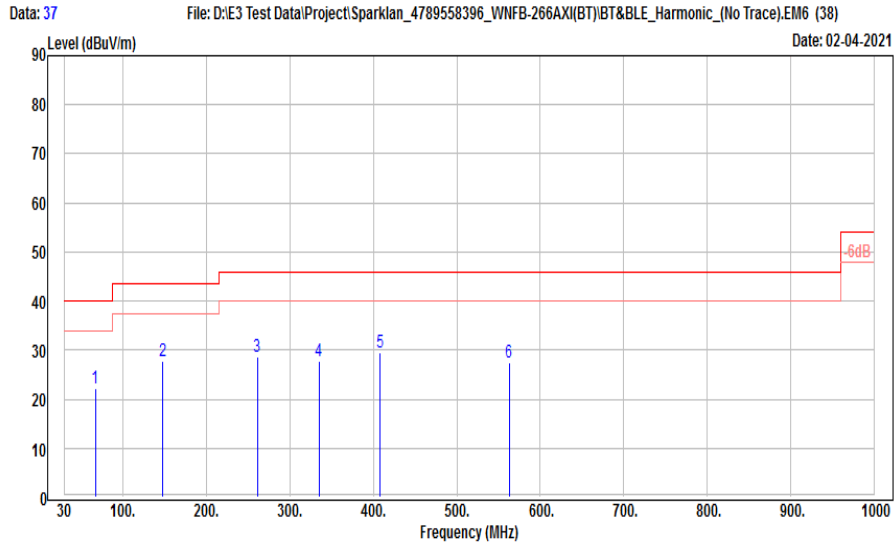
Doc No: 17-EM-F0876 / 5.0



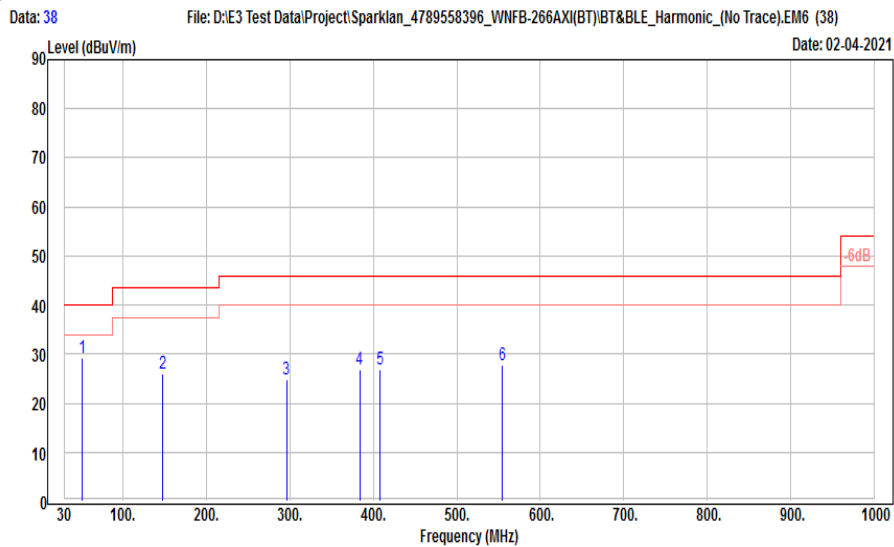
### BT LR\_125Kbps

EUT Test Condition		Measurement Detail	
Channel	Channel 0	Frequency Range	30 MHz ~ 1 GHz

### Horizontal



### Vertical



### Underwriters Laboratories Taiwan Co., Ltd.

Building B and Building E, No. 372-7, Sec. 4, Zhongxing Rd., Zhudong Township, Hsinchu County, Taiwan

Telephone : +886-2-7737-3000

Facsimile (FAX) : +886-3-583-7948



Antenna Polarity & Test Distance: Horizontal at 3 m							
Notation	Frequency	Reading	Correct	Result	Limit	Margin	Remark
	(MHz)	(dBuV/m)	dB/m	(dBuV/m)	(dBuV/m)	(dB)	
-	67.83	35.81	-13.5	22.31	40	-17.69	Peak
-	148.34	39.6	-11.84	27.76	43.5	-15.74	Peak
-	261.83	40.29	-11.58	28.71	46	-17.29	Peak
-	335.55	36.82	-9.17	27.65	46	-18.35	Peak
-	408.3	36.6	-7.17	29.43	46	-16.57	Peak
-	562.53	30.64	-3.3	27.34	46	-18.66	Peak

Antenna Polarity & Test Distance: Vertical at 3 m							
Notation	Frequency	Reading	Correct	Result	Limit	Margin	Remark
	(MHz)	(dBuV/m)	dB/m	(dBuV/m)	(dBuV/m)	(dB)	
-	52.31	40.78	-11.53	29.25	40	-10.75	Peak
-	148.34	37.84	-11.84	26	43.5	-17.5	Peak
-	296.75	35.21	-10.37	24.84	46	-21.16	Peak
-	384.05	34.71	-7.89	26.82	46	-19.18	Peak
-	408.3	34.09	-7.17	26.92	46	-19.08	Peak
-	554.77	31	-3.28	27.72	46	-18.28	Peak

Remarks:

1. Result value (dBuV/m) = Reading value (dBuV/m) + Correction Factor (dB/m).
2. Margin(dB) = Result value (dBuV/m) - Limit value (dBuV/m).
3. Correction Factor (dB/m) = Antenna Factor (dBuV/m) + Cable Loss (dB) - Preamp Factor (dB).
4. The peak result complies with QP limit, QP result is deemed to comply with QP limit.
5. The other emission levels were very low against the limit.

**Underwriters Laboratories Taiwan Co., Ltd.**

Building B and Building E, No. 372-7, Sec. 4, Zhongxing Rd., Zhudong Township, Hsinchu County, Taiwan

Telephone :+886-2-7737-3000

Facsimile (FAX ) :+886-3-583-7948

Doc No: 17-EM-F0876 / 5.0





## 9.6. AC Power Line Conducted Emission

### Requirements

Frequency (MHz)	Conducted limit (dB $\mu$ V)	
	Quasi-peak	Average
0.15 - 0.5	66 - 56	56 - 46
0.50 - 5.0	56	46
5.0 - 30	60	50

Note:

1. The lower limit shall apply at the transition frequencies.
2. The limit decreases in line with the logarithm of the frequency in the range of 0.15 to 0.50MHz.

### Test Procedures

- a. The EUT was placed 0.4 meters from the conducting wall of the shielded room with EUT being connected to the power mains through a line impedance stabilization network (LISN). Other support units were connected to the power mains through another LISN. The two LISNs provide 50 ohm/ 50uH of coupling impedance for the measuring instrument.
- b. Both lines of the power mains connected to the EUT were checked for maximum conducted interference.
- c. The frequency range from 150kHz to 30MHz was searched. Emission levels under (Limit - 20dB) was not recorded.

NOTE:

1. The resolution bandwidth and video bandwidth of test receiver is 9kHz for quasi-peak detection (QP) and average detection (AV) at frequency 0.15MHz-30MHz.

### **Underwriters Laboratories Taiwan Co., Ltd.**

Building B and Building E, No. 372-7, Sec. 4, Zhongxing Rd., Zhudong Township, Hsinchu County, Taiwan

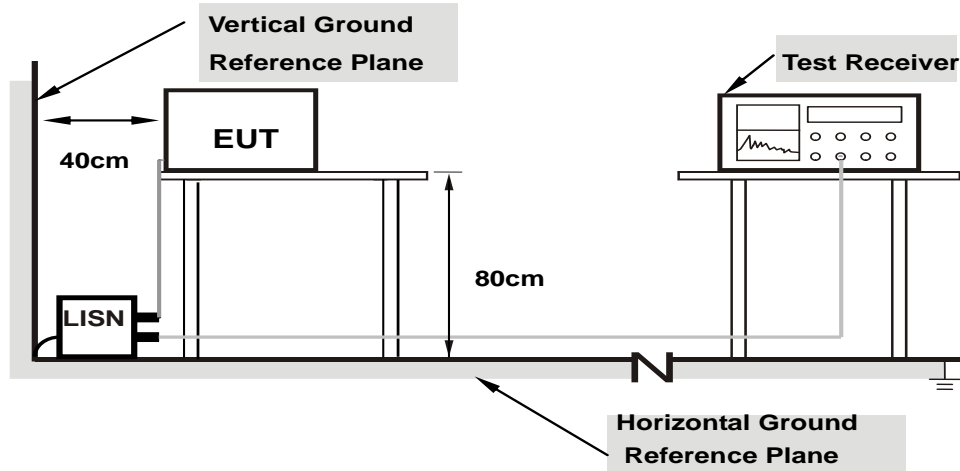
Telephone :+886-2-7737-3000

Facsimile (FAX ) :+886-3-583-7948

Doc No: 17-EM-F0876 / 5.0



## Test Setup



**Note: 1.Support units were connected to second LISN.**

For the actual test configuration, please refer to the Setup Configurations.

### **Underwriters Laboratories Taiwan Co., Ltd.**

Building B and Building E, No. 372-7, Sec. 4, Zhongxing Rd., Zhudong Township, Hsinchu County, Taiwan

Telephone :+886-2-7737-3000

Facsimile (FAX ) :+886-3-583-7948

Doc No: 17-EM-F0876 / 5.0

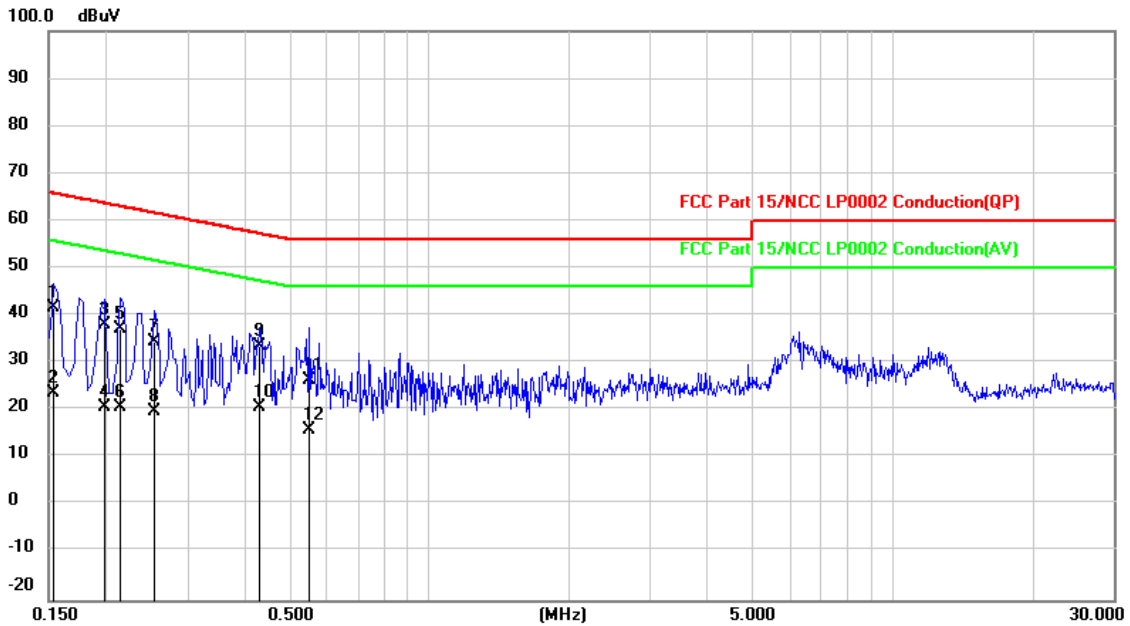


## Test Data

### BT LE\_1Mbps

EUT Test Condition		Measurement Detail	
Channel	Channel 0	Frequency Range	150 kHz ~ 30 MHz

### Phase of Power : Line (L)



## Underwriters Laboratories Taiwan Co., Ltd.

Building B and Building E, No. 372-7, Sec. 4, Zhongxing Rd., Zhudong Township, Hsinchu County, Taiwan

Telephone : +886-2-7737-3000

Facsimile (FAX) : +886-3-583-7948

Doc No: 17-EM-F0876 / 5.0



No.	Frequency (MHz)	Reading (dBuV)	Correct dB	Result (dBuV)	Limit (dBuV)	Margin (dB)	Remark
1	0.1539	22.12	19.54	41.66	65.79	-24.13	QP
2	0.1539	4.15	19.54	23.69	55.79	-32.10	AVG
3	0.1980	18.65	19.53	38.18	63.69	-25.51	QP
4	0.1980	1.06	19.53	20.59	53.69	-33.10	AVG
5	0.2140	17.71	19.53	37.24	63.05	-25.81	QP
6	0.2140	0.99	19.53	20.52	53.05	-32.53	AVG
7	0.2540	14.91	19.53	34.44	61.63	-27.19	QP
8	0.2540	0.30	19.53	19.83	51.63	-31.80	AVG
9	0.4300	14.08	19.51	33.59	57.25	-23.66	QP
10	0.4300	1.24	19.51	20.75	47.25	-26.50	AVG
11	0.5500	6.88	19.52	26.40	56.00	-29.60	QP
12	0.5500	-3.80	19.52	15.72	46.00	-30.28	AVG

Remarks:

1. Result value (dBuV) = Reading value (dBuV) + Correction Factor (dB)
2. Margin(dB) = Result value (dBuV) - Limit value (dBuV)
3. Correction Factor(dB) = Insertion loss(dB) + Cable loss(dB)
4. The other emission levels were very low against the limit.

**Underwriters Laboratories Taiwan Co., Ltd.**

Building B and Building E, No. 372-7, Sec. 4, Zhongxing Rd., Zhudong Township, Hsinchu County, Taiwan

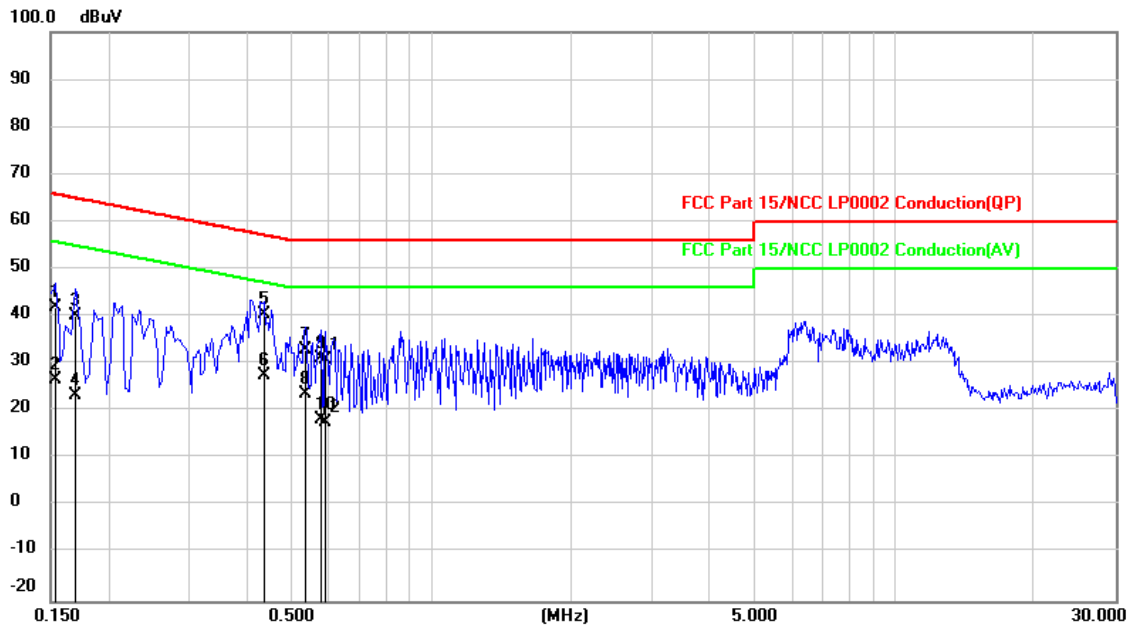
Telephone :+886-2-7737-3000

Facsimile (FAX ) :+886-3-583-7948

Doc No: 17-EM-F0876 / 5.0



### Phase of Power : Neutral (N)



### Underwriters Laboratories Taiwan Co., Ltd.

Building B and Building E, No. 372-7, Sec. 4, Zhongxing Rd., Zhudong Township, Hsinchu County, Taiwan

Telephone : +886-2-7737-3000

Facsimile (FAX) : +886-3-583-7948

Doc No: 17-EM-F0876 / 5.0



No.	Frequency (MHz)	Reading (dBuV)	Correct dB	Result (dBuV)	Limit (dBuV)	Margin (dB)	Remark
1	0.1539	22.56	19.54	42.10	65.79	-23.69	QP
2	0.1539	7.09	19.54	26.63	55.79	-29.16	AVG
3	0.1700	20.48	19.54	40.02	64.96	-24.94	QP
4	0.1700	3.74	19.54	23.28	54.96	-31.68	AVG
5	0.4340	21.06	19.51	40.57	57.18	-16.61	QP
6	0.4340	7.95	19.51	27.46	47.18	-19.72	AVG
7	0.5340	13.33	19.52	32.85	56.00	-23.15	QP
8	0.5340	4.10	19.52	23.62	46.00	-22.38	AVG
9	0.5780	11.59	19.52	31.11	56.00	-24.89	QP
10	0.5780	-1.28	19.52	18.24	46.00	-27.76	AVG
11	0.5899	11.22	19.52	30.74	56.00	-25.26	QP
12	0.5899	-1.75	19.52	17.77	46.00	-28.23	AVG

Remarks:

1. Result value (dBuV) = Reading value (dBuV) + Correction Factor (dB)
2. Margin(dB) = Result value (dBuV) - Limit value (dBuV)
3. Correction Factor(dB) = Insertion loss(dB) + Cable loss(dB)
4. The other emission levels were very low against the limit.

**Underwriters Laboratories Taiwan Co., Ltd.**

Building B and Building E, No. 372-7, Sec. 4, Zhongxing Rd., Zhudong Township, Hsinchu County, Taiwan

Telephone :+886-2-7737-3000

Facsimile (FAX ) :+886-3-583-7948

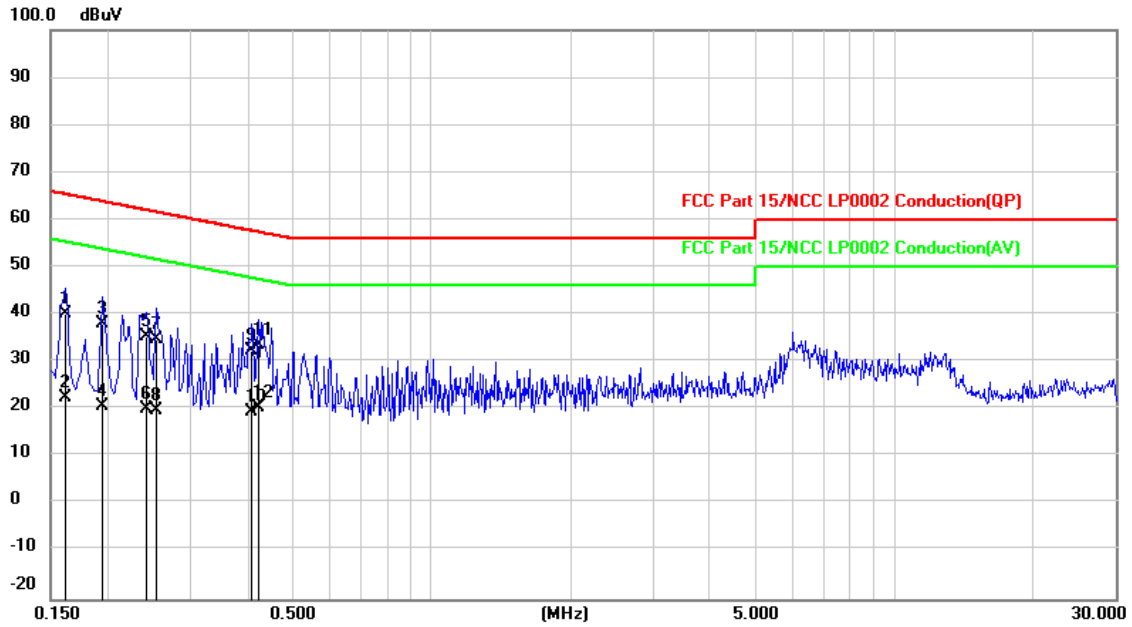
Doc No: 17-EM-F0876 / 5.0



### BT LE\_2Mbps

EUT Test Condition		Measurement Detail	
Channel	Channel 0	Frequency Range	150 kHz ~ 30 MHz

### Phase of Power : Line (L)



### Underwriters Laboratories Taiwan Co., Ltd.

Building B and Building E, No. 372-7, Sec. 4, Zhongxing Rd., Zhudong Township, Hsinchu County, Taiwan

Telephone : +886-2-7737-3000

Facsimile (FAX) : +886-3-583-7948

Doc No: 17-EM-F0876 / 5.0



No.	Frequency (MHz)	Reading (dBuV)	Correct dB	Result (dBuV)	Limit (dBuV)	Margin (dB)	Remark
1	0.1620	20.51	19.54	40.05	65.36	-25.31	QP
2	0.1620	2.77	19.54	22.31	55.36	-33.05	AVG
3	0.1940	18.48	19.53	38.01	63.86	-25.85	QP
4	0.1940	1.12	19.53	20.65	53.86	-33.21	AVG
5	0.2420	15.78	19.53	35.31	62.03	-26.72	QP
6	0.2420	0.54	19.53	20.07	52.03	-31.96	AVG
7	0.2540	15.19	19.53	34.72	61.63	-26.91	QP
8	0.2540	0.24	19.53	19.77	51.63	-31.86	AVG
9	0.4100	12.86	19.51	32.37	57.65	-25.28	QP
10	0.4100	-0.07	19.51	19.44	47.65	-28.21	AVG
11	0.4220	14.18	19.51	33.69	57.41	-23.72	QP
12	0.4220	0.95	19.51	20.46	47.41	-26.95	AVG

Remarks:

1. Result value (dBuV) = Reading value (dBuV) + Correction Factor (dB)
2. Margin(dB) = Result value (dBuV) - Limit value (dBuV)
3. Correction Factor(dB) = Insertion loss(dB) + Cable loss(dB)
4. The other emission levels were very low against the limit.

**Underwriters Laboratories Taiwan Co., Ltd.**

Building B and Building E, No. 372-7, Sec. 4, Zhongxing Rd., Zhudong Township, Hsinchu County, Taiwan

Telephone :+886-2-7737-3000

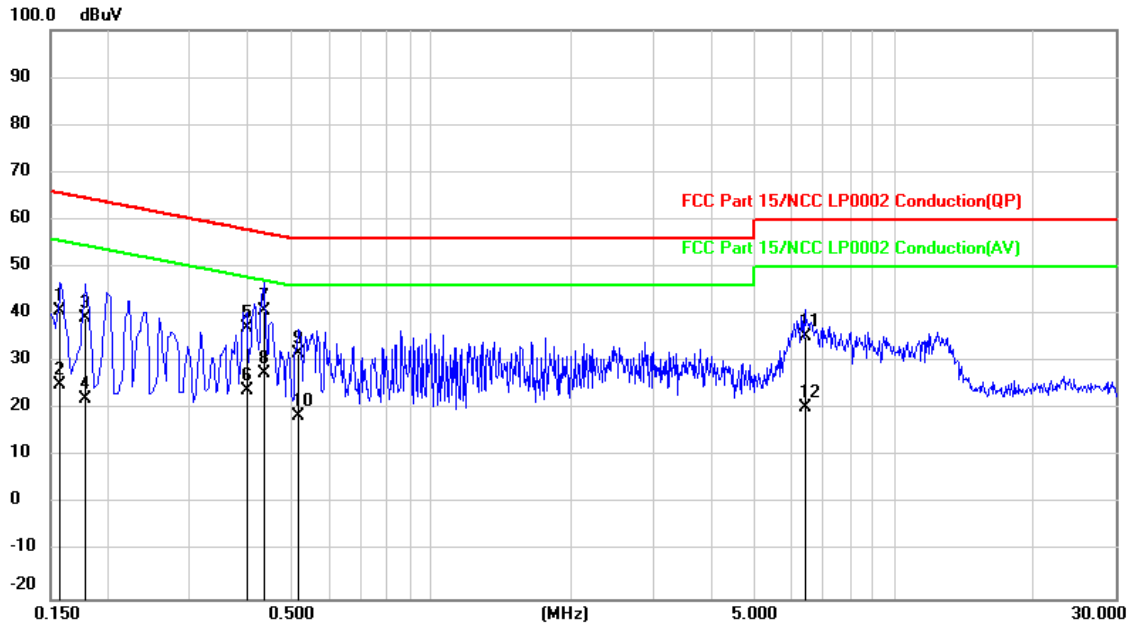
Facsimile (FAX ) :+886-3-583-7948

Doc No: 17-EM-F0876 / 5.0





### Phase of Power : Neutral (N)



### Underwriters Laboratories Taiwan Co., Ltd.

Building B and Building E, No. 372-7, Sec. 4, Zhongxing Rd., Zhudong Township, Hsinchu County, Taiwan

Telephone : +886-2-7737-3000

Facsimile (FAX ) : +886-3-583-7948

Doc No: 17-EM-F0876 / 5.0



No.	Frequency (MHz)	Reading (dBuV)	Correct dB	Result (dBuV)	Limit (dBuV)	Margin (dB)	Remark
1	0.1580	21.27	19.54	40.81	65.57	-24.76	QP
2	0.1580	5.62	19.54	25.16	55.57	-30.41	AVG
3	0.1780	19.59	19.53	39.12	64.58	-25.46	QP
4	0.1780	2.74	19.53	22.27	54.58	-32.31	AVG
5	0.3980	17.65	19.51	37.16	57.90	-20.74	QP
6	0.3980	4.37	19.51	23.88	47.90	-24.02	AVG
7	0.4340	21.16	19.51	40.67	57.18	-16.51	QP
8	0.4340	7.98	19.51	27.49	47.18	-19.69	AVG
9	0.5140	12.12	19.52	31.64	56.00	-24.36	QP
10	0.5140	-0.85	19.52	18.67	46.00	-27.33	AVG
11	6.3859	15.62	19.62	35.24	60.00	-24.76	QP
12	6.3859	0.65	19.62	20.27	50.00	-29.73	AVG

Remarks:

1. Result value (dBuV) = Reading value (dBuV) + Correction Factor (dB)
2. Margin(dB) = Result value (dBuV) - Limit value (dBuV)
3. Correction Factor(dB) = Insertion loss(dB) + Cable loss(dB)
4. The other emission levels were very low against the limit.

**Underwriters Laboratories Taiwan Co., Ltd.**

Building B and Building E, No. 372-7, Sec. 4, Zhongxing Rd., Zhudong Township, Hsinchu County, Taiwan

Telephone :+886-2-7737-3000

Facsimile (FAX ) :+886-3-583-7948

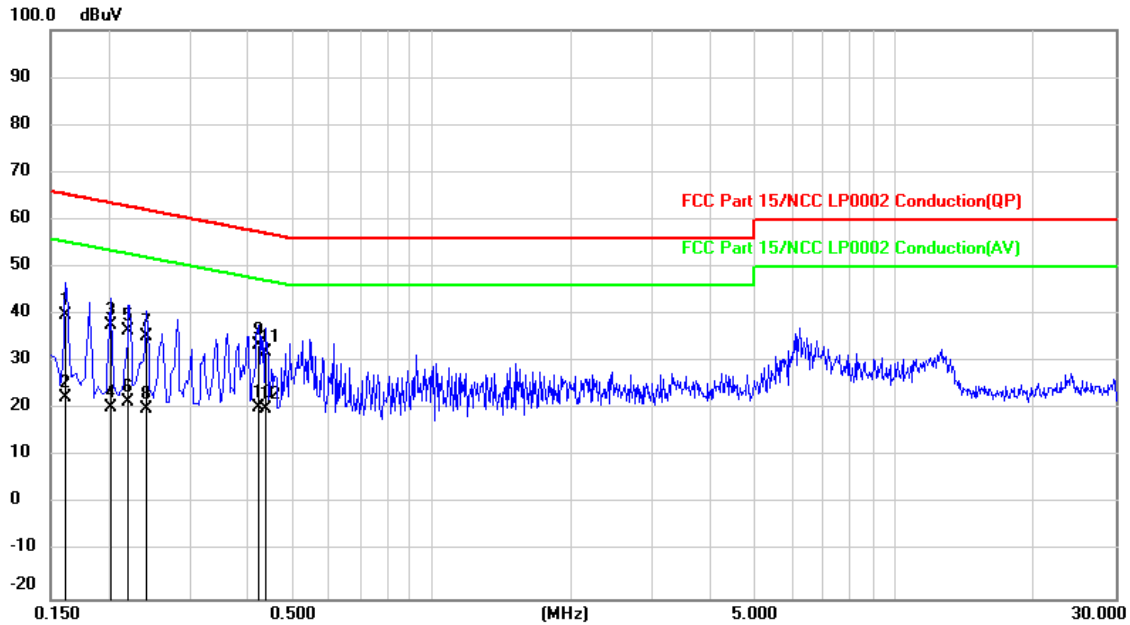
Doc No: 17-EM-F0876 / 5.0



BT LR\_125Kbps

EUT Test Condition		Measurement Detail	
Channel	Channel 0	Frequency Range	150 kHz ~ 30 MHz

Phase of Power : Line (L)



**Underwriters Laboratories Taiwan Co., Ltd.**

Building B and Building E, No. 372-7, Sec. 4, Zhongxing Rd., Zhudong Township, Hsinchu County, Taiwan

Telephone :+886-2-7737-3000

Facsimile (FAX ) :+886-3-583-7948



No.	Frequency (MHz)	Reading (dBuV)	Correct dB	Result (dBuV)	Limit (dBuV)	Margin (dB)	Remark
1	0.1620	20.24	19.54	39.78	65.36	-25.58	QP
2	0.1620	2.79	19.54	22.33	55.36	-33.03	AVG
3	0.2020	18.37	19.53	37.90	63.53	-25.63	QP
4	0.2020	0.93	19.53	20.46	53.53	-33.07	AVG
5	0.2220	17.09	19.53	36.62	62.74	-26.12	QP
6	0.2220	2.16	19.53	21.69	52.74	-31.05	AVG
7	0.2420	15.80	19.53	35.33	62.03	-26.70	QP
8	0.2420	0.55	19.53	20.08	52.03	-31.95	AVG
9	0.4220	14.16	19.51	33.67	57.41	-23.74	QP
10	0.4220	0.93	19.51	20.44	47.41	-26.97	AVG
11	0.4380	12.48	19.51	31.99	57.10	-25.11	QP
12	0.4380	0.54	19.51	20.05	47.10	-27.05	AVG

Remarks:

1. Result value (dBuV) = Reading value (dBuV) + Correction Factor (dB)
2. Margin(dB) = Result value (dBuV) - Limit value (dBuV)
3. Correction Factor(dB) = Insertion loss(dB) + Cable loss(dB)
4. The other emission levels were very low against the limit.

**Underwriters Laboratories Taiwan Co., Ltd.**

Building B and Building E, No. 372-7, Sec. 4, Zhongxing Rd., Zhudong Township, Hsinchu County, Taiwan

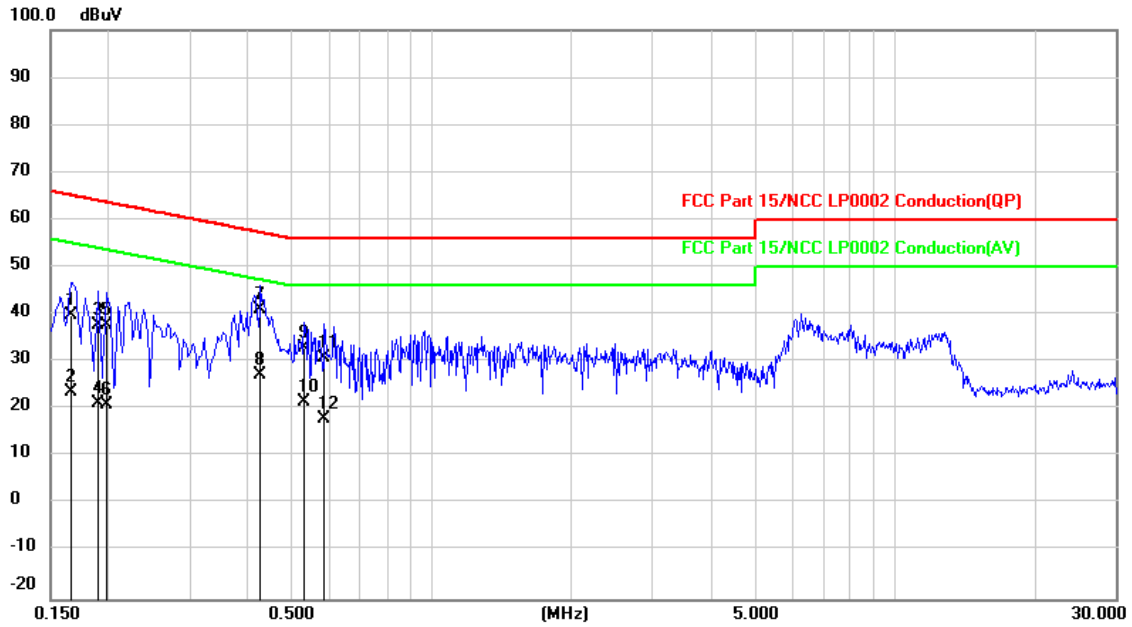
Telephone :+886-2-7737-3000

Facsimile (FAX ) :+886-3-583-7948

Doc No: 17-EM-F0876 / 5.0



### Phase of Power : Neutral (N)



### Underwriters Laboratories Taiwan Co., Ltd.

Building B and Building E, No. 372-7, Sec. 4, Zhongxing Rd., Zhudong Township, Hsinchu County, Taiwan

Telephone : +886-2-7737-3000

Facsimile (FAX) : +886-3-583-7948

Doc No: 17-EM-F0876 / 5.0



No.	Frequency (MHz)	Reading (dBuV)	Correct dB	Result (dBuV)	Limit (dBuV)	Margin (dB)	Remark
1	0.1660	20.29	19.54	39.83	65.16	-25.33	QP
2	0.1660	4.20	19.54	23.74	55.16	-31.42	AVG
3	0.1900	18.23	19.53	37.76	64.04	-26.28	QP
4	0.1900	1.61	19.53	21.14	54.04	-32.90	AVG
5	0.1980	18.31	19.53	37.84	63.69	-25.85	QP
6	0.1980	1.50	19.53	21.03	53.69	-32.66	AVG
7	0.4260	21.68	19.51	41.19	57.33	-16.14	QP
8	0.4260	7.67	19.51	27.18	47.33	-20.15	AVG
9	0.5299	13.29	19.52	32.81	56.00	-23.19	QP
10	0.5299	2.04	19.52	21.56	46.00	-24.44	AVG
11	0.5860	11.19	19.52	30.71	56.00	-25.29	QP
12	0.5860	-1.48	19.52	18.04	46.00	-27.96	AVG

Remarks:

1. Result value (dBuV) = Reading value (dBuV) + Correction Factor (dB)
2. Margin(dB) = Result value (dBuV) - Limit value (dBuV)
3. Correction Factor(dB) = Insertion loss(dB) + Cable loss(dB)
4. The other emission levels were very low against the limit.

**Underwriters Laboratories Taiwan Co., Ltd.**

Building B and Building E, No. 372-7, Sec. 4, Zhongxing Rd., Zhudong Township, Hsinchu County, Taiwan

Telephone :+886-2-7737-3000

Facsimile (FAX ) :+886-3-583-7948

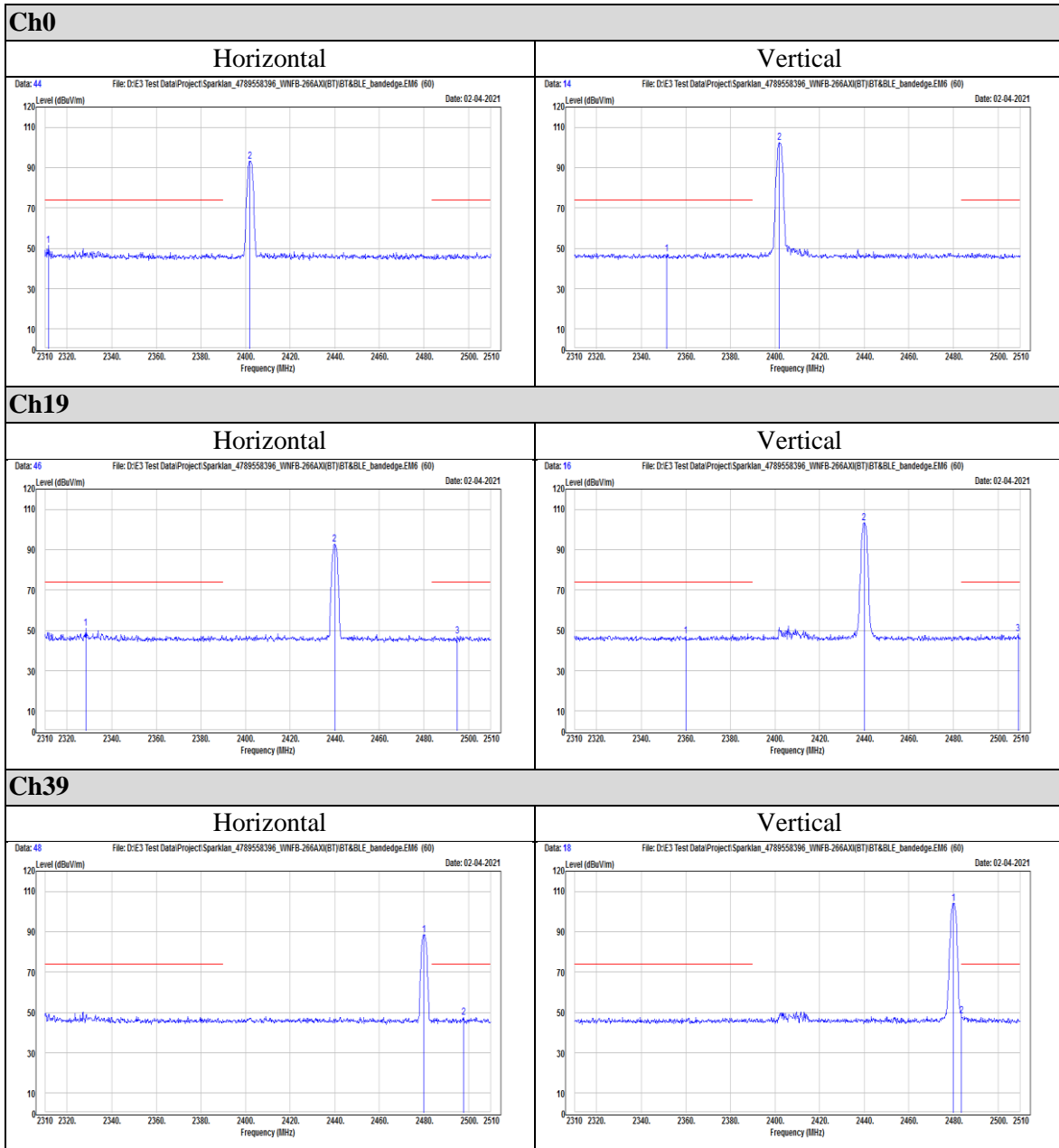
Doc No: 17-EM-F0876 / 5.0



## Appendix I Radiated Band Edge Measurement

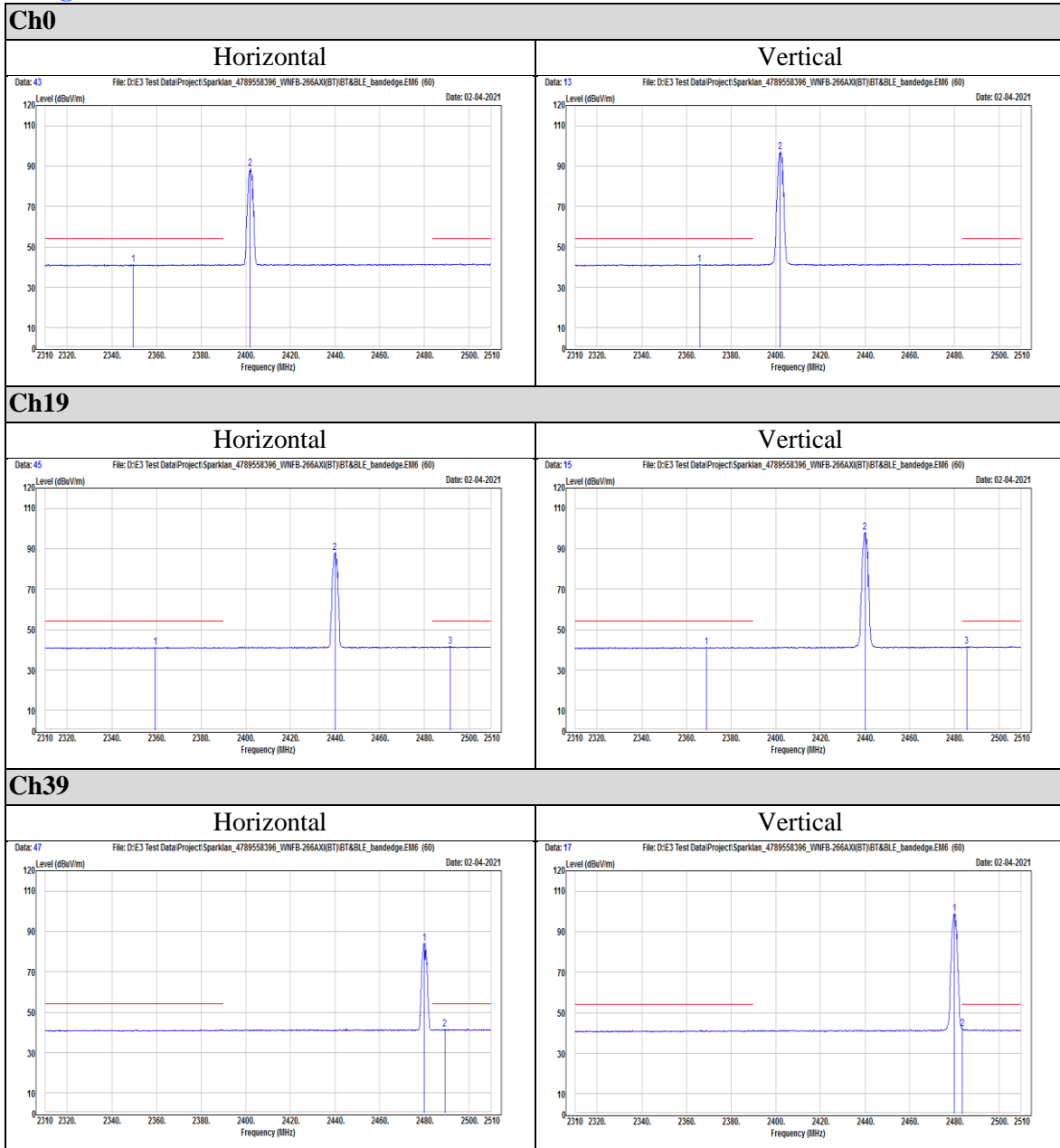
### BT LE\_1Mbps

#### Peak





### Average



### Underwriters Laboratories Taiwan Co., Ltd.

Building B and Building E, No. 372-7, Sec. 4, Zhongxing Rd., Zhudong Township, Hsinchu County, Taiwan

Telephone : +886-2-7737-3000

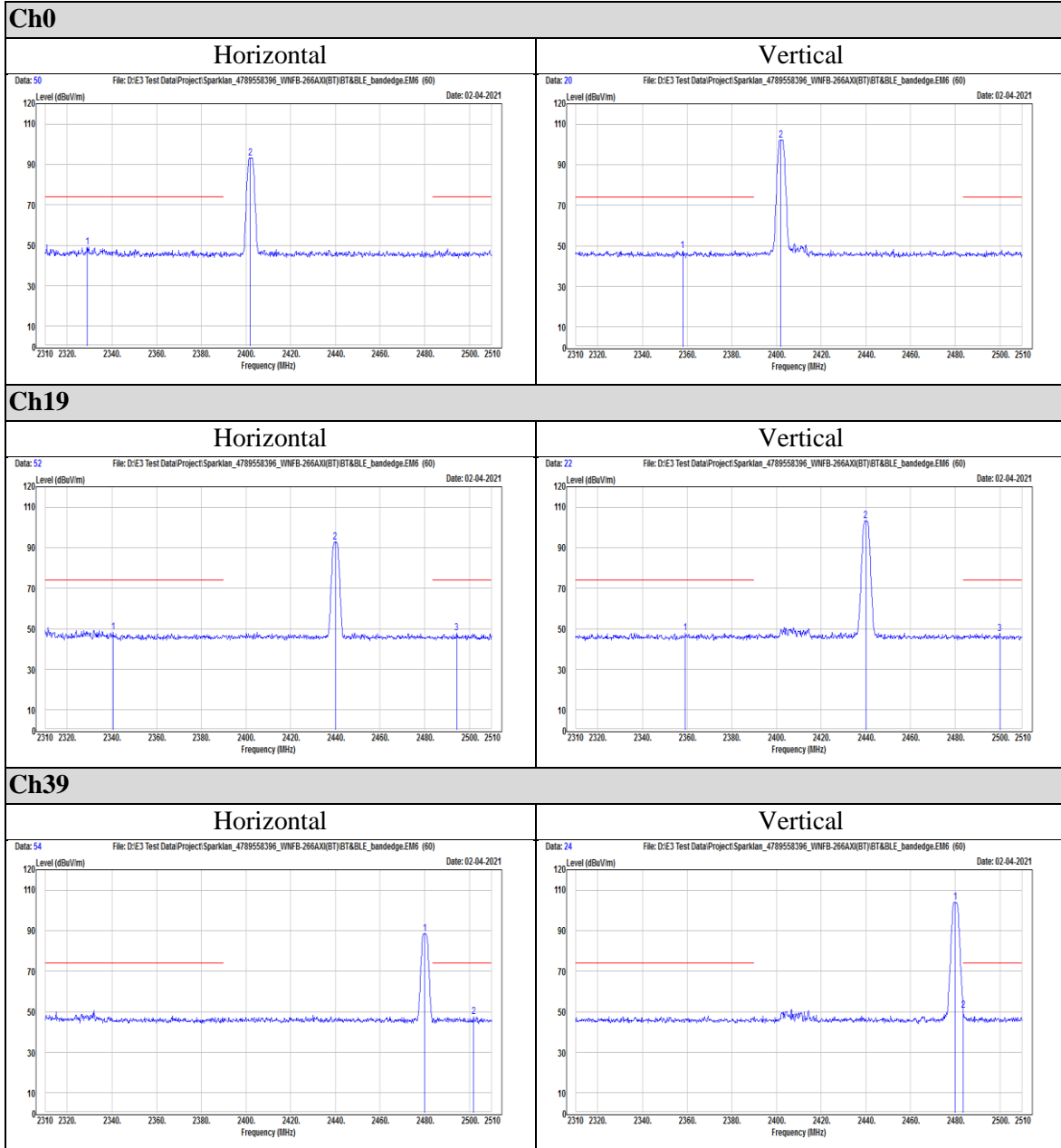
Facsimile (FAX) : +886-3-583-7948





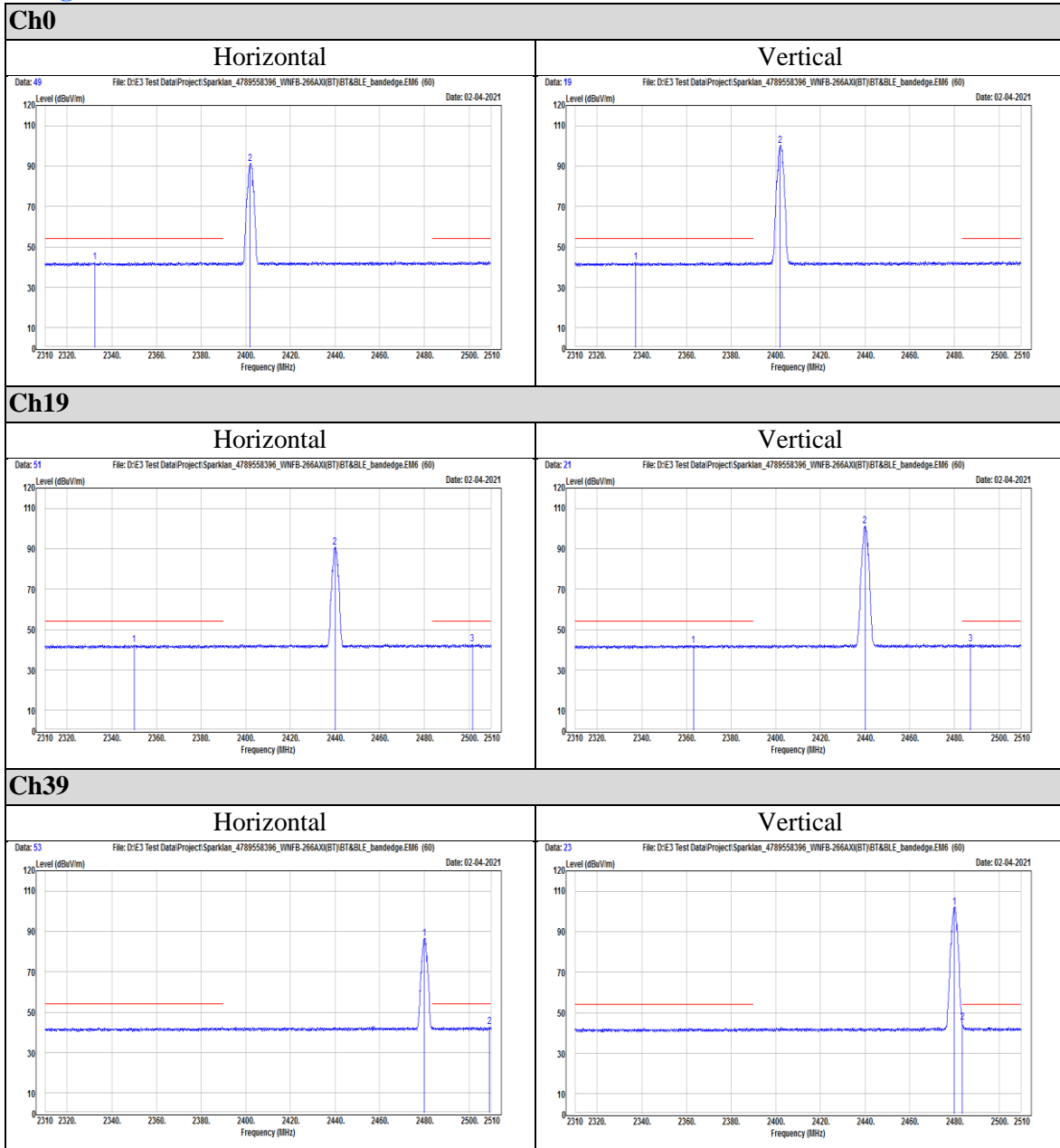
## BT LE\_2Mbps

### Peak





### Average



### Underwriters Laboratories Taiwan Co., Ltd.

Building B and Building E, No. 372-7, Sec. 4, Zhongxing Rd., Zhudong Township, Hsinchu County, Taiwan

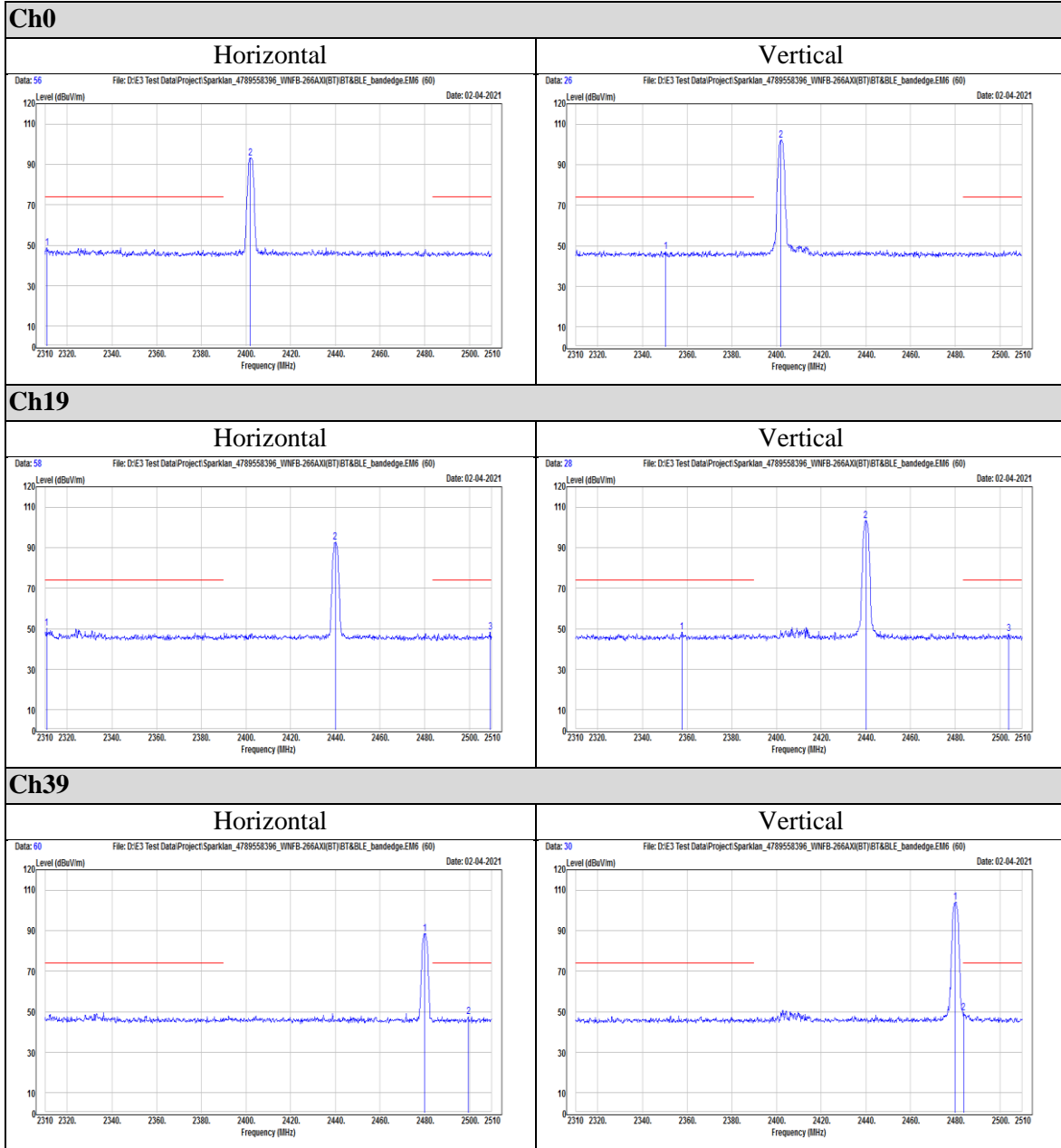
Telephone :+886-2-7737-3000

Facsimile (FAX ) :+886-3-583-7948



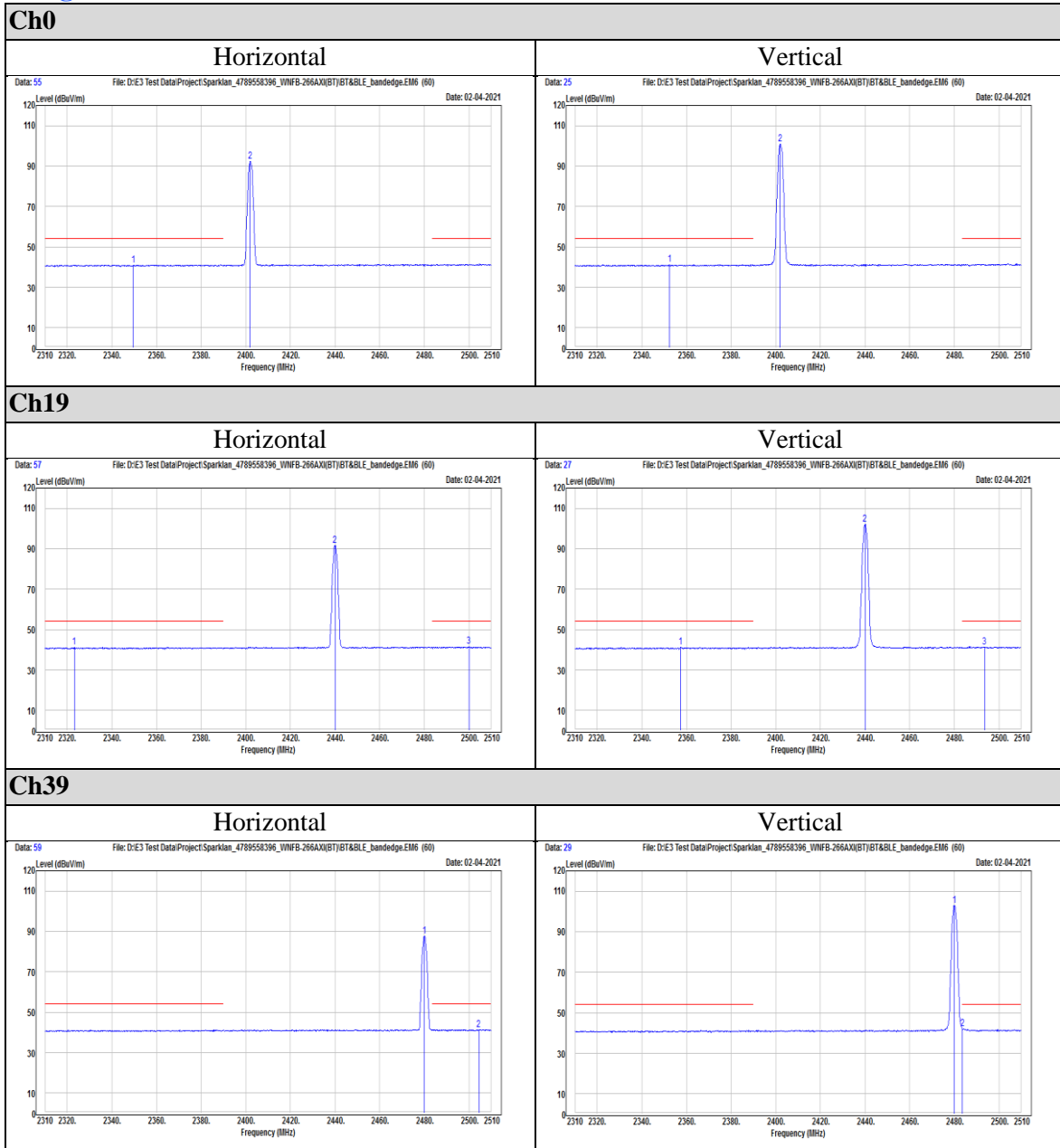
## BT LR\_125Kbps

### Peak





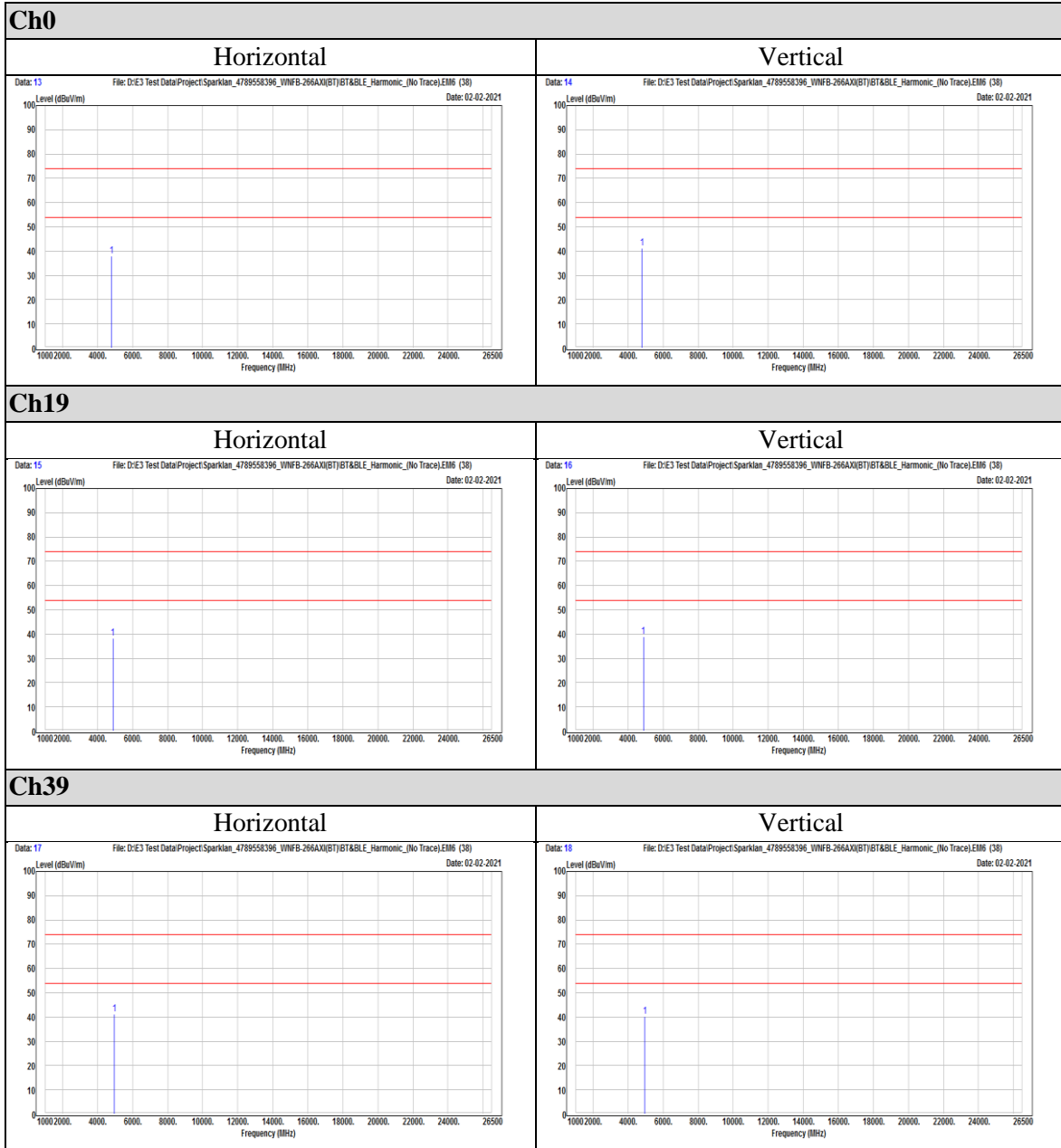
### Average






## Appendix II Radiated Spurious Emission Measurement

### BT LE\_1Mbps






### BT LE\_2Mbps





BT LR\_125Kbps



END OF REPORT

Underwriters Laboratories Taiwan Co., Ltd.

Building B and Building E, No. 372-7, Sec. 4, Zhongxing Rd., Zhudong Township, Hsinchu County, Taiwan

Telephone : +886-2-7737-3000

Facsimile (FAX) : +886-3-583-7948

Doc No: 17-EM-F0876 / 5.0