

Bluetooth Mini Speaker FCC ID: RY5AJ-65

Respectful users:

Thank you for purchasing our Bluetooth Mini speaker. In order to operate it correctly, please read this user manual carefully before using it.

- ※ Keep speaker away from water and moisture, do not get it wet.
- ※ Keep speaker away from any heat source.
- ※ Please adjust to a suitable volume to avoid damaging your health.



Technical Parameters

Rated Impedance: 4 Ohm	Weight: 187g
Rated Power: 3w	Speaker: 1.6 inches
Rated Voltage: DC 5V	Aux in: 3.5 mm audio jack
Frequency response: 90-20KHz	SNR: ≥85db
Sensitivity: 80db±2db	Distortion: ≤0.3%
Size: 60*60*57mm	Power supply: DC 5V Built-in Li-ion battery

Items list

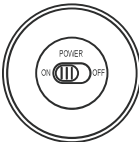
Speaker, USB cable, manual, 3.5mm audio cable

Functions Introduction


- Built-in Bluetooth 2.1+EDR wireless module
- Bluetooth audio sound, perfect sound quality and bass effect
- 10M transmission distance
- Support iPhone, iPad and other devices with Bluetooth function
- Bluetooth hand free function, answer call easily
- Bluetooth music controlling functions
- Built-in Li-ion battery, with micro USB interface
- 3.5 audio input jack

Quickly know the function well

1. Turn on Bluetooth Speaker:

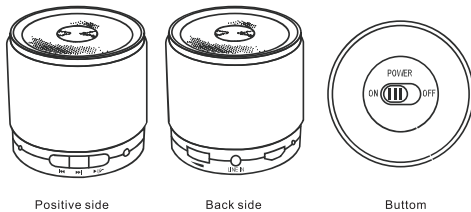


2. Turn on the power switch, indicator light will be blue, it indicates speaker re-connecting the Bluetooth equipment matched on the last time. Bluetooth indicator light flash quickly is searching new Bluetooth equipment, if fail to search, press "▶/◀" for more than two seconds to force matched, Bluetooth search and connect:



3. Turn on Bluetooth equipment to search and connect. For first time use, please enter passport "0000" (high versions may not need passport, can connect directly), When well connected, the indicator light will flash slowly and have indicating sound.

Product images:



Operation directions

1. Connect to Telephone

- Turn on the bottom switch, after 3 seconds, speaker will have a "tinkle" warning sound, at this state, speaker indicator light is flashing slowly, 3 seconds later, speaker will have "honk" warning sound, blue indicator light becomes to quickly flash, it indicates Bluetooth is under searching status.
- Turn on telephone Bluetooth setting to enter searching status (different brand telephones will have different methods to turn on Bluetooth setting). Searching result will display "HJX AJ-65", use the passport "0000" (4 zeros), then confirmed well connected to the speaker Bluetooth, the speaker will have warning sound, it indicates well connected between Bluetooth speaker and telephone. 30 seconds for whole operation (difference in different brand telephones). First time it is necessary to use passport for identification of telephone and speaker, for the second time, no need passport just click "HJX AJ-65" to connect.

- After well connected, play music from telephone, then use Bluetooth buttons to operate
- Adjust the volume button to suitable level
- Answer call: When call coming from telephone, short press "▶/◀" directly can answer. To make sure call quality, it should keep Bluetooth within 50 CM distance, press "▶/◀" directly to hang up call.

2. Connect to flat computer

please refer to telephone operation directions

3. Connect to laptop

Due to many Bluetooth versions about laptops, connected methods will be different. If can not connect for the first time, it should be installed new version Bluetooth drive in the laptops.

Solutions for common questions

1. Bluetooth can not connect to device

Please confirm the Bluetooth is under searching status, Bluetooth equipment of connected device has already turned on

2. No sound

Please check if the volume switch turned off, please also check input of the connected device is Bluetooth, Bluetooth input volume is common

3. Bluetooth can not be turned on

Please charge the speaker

Attentions:

- When the power is weak, it will have "tinkle" warning sound in every 20 seconds.
- When battery built-in speaker is totally used up, it will enter to protection state, at this time, it can not be used under charging, please full charge before use it
- When force to match Bluetooth equipment, please press Play/Pause button for more than two seconds to enter searching status.
- When do not use speaker, please push the bottom switch to "OFF", in case to power consumption.

IMPORTANT REGULATORY INFORMATION

This device complies with Part 15 of the FCC Rules: Operation is subject to the following two conditions:

1. This device may not cause harmful interference and
2. This device must accept any interference that is received, including any interference that may cause undesired operation.

WARNING:

Changes or modifications to this unit not expressly approved by the party responsible for compliance could void the user's authority to operate the equipment.