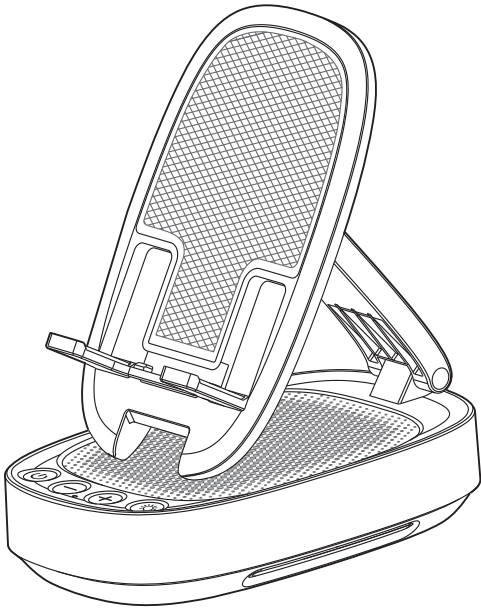


AJ221手机支架蓝牙音箱



使用前请仔细阅读

功能简介

- 手机支架,小巧便携、易收纳
- 免提接打电话
- 蓝牙音箱功能
- 七彩氛围灯, 5种灯效随音乐律动闪动
- 内置大容量可充电锂电池, 户外使用更便携
- 低电提醒, 提醒三次后关机

产品参数

蓝牙版本	V5.1	失真度	≤10%
蓝牙名称	AJ221	传输距离	≥10米
音箱功率	5W	信噪比	80dB
频响范围	80Hz-20kHz	喇叭参数	Φ40mm 4Ω 5W
彩灯功率	1W	电池容量	1800mAh
电源输入	5V 0.8A	产品尺寸	131x80x43mm

接打电话

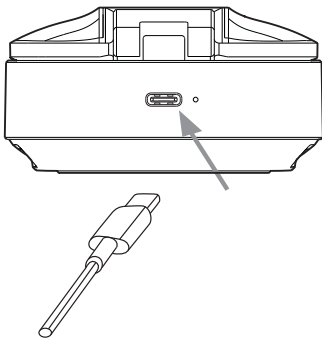
- 手机连接蓝牙音箱后,当有来电时可以双击⏻键拒接。
- 当有来电时可以短按⏻键接听,通话完毕后短按⏻键结束通话。
- 双击⏻键可拨打最后一次通话的电话。

音箱使用

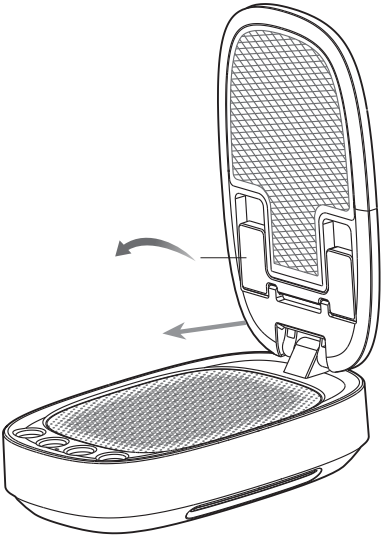
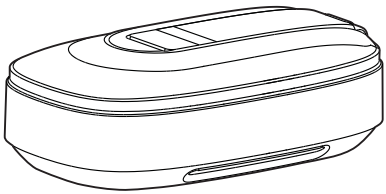
- 长按⏻键开机, 并伴有提示音, 然后在手机端搜索蓝牙名称“AJ221”, 连接成功后有提示音。
- 短按⏪键, 音量减小, 长按切换到上一曲。
- 短按⏩键, 音量增加, 音量最大时有提示音, 长按切换到下一曲。
- 同时长按⏩和⏪键取消和手机配对。
- 短按⏻键暂停或继续播放, 长按关闭音箱和灯光。
- 长按☀️键可开启氛围灯, 短按则切换亮灯模式, 长按关灯。

音箱充电

将Type-C线插入产品背部USB孔进行充电, 充电时提示灯亮红色, 充满电后红灯熄灭。



支架展开



产品售后服务保证卡

适用范围:

- 本产品自购买日起, 正常使用情况下保证一年免费服务。若超过保质期将收取一定零件成本费用。
- 如需更换零件的服务, 依照本公司服务零件检修价目表收费。
- 在下列情况时, 虽然在有效保证期间内, 恕不免费保证。
 - 1.因天灾地震、鼠祸公害、未正常使用所导致故障或损坏的。
 - 2.购买后的运送、移动落下、保存不当等所造成的故障或损坏。
 - 3.损耗品如零附件、电池、灯珠等。
 - 4.保证书信息记录不完全, 未填入购买日期、无购买店盖章的。
 - 5.特色环境不保修, 如潮湿、硫磺区、海边高盐分及船上等易腐蚀地区。
 - 6.未按照使用说明书使用者。
 - 7.特殊约定销售的产品。
- 产品返厂维修时, 送修时应自行妥善包装维修品, 以免在运送途中造成损害。
- 自行拆装产品导致的产品故障, 制造方概不负责。

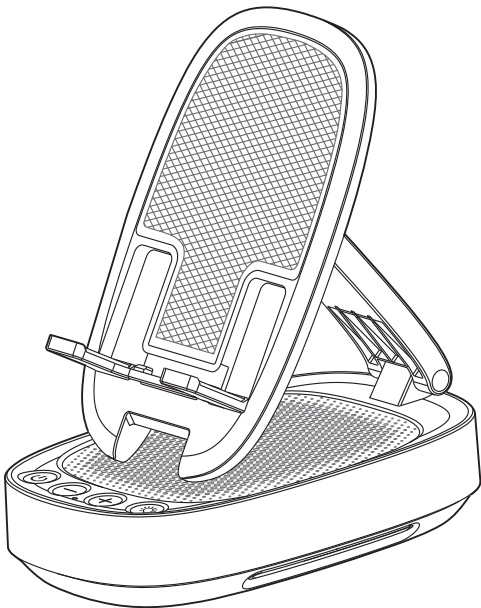
尊贵的贵宾!
感谢您购买本产品,为保证您的权益,请认真填写,谢谢!

姓 名
地 址
电 话
发票号码
购买日期
产品型号
经 销 商
ⓘ 本栏请加盖经销商店章。
注意
⚠️ 请妥善保管您的产品保证书, 保修期需出示核对
注意事项

- 为了使用者正确使用音箱, 确保音箱性能良好, 请认真阅读并遵守:
- 切勿严重撞击主机
- 切勿接触苯、稀释剂等化学药品
- 请不要靠近磁场、电场
- 请避开直射光线或发热器具
- 切勿自行拆卸、修理、改造

折叠后尺寸80x120mm,双面印刷

Phone Stand Wireless Speaker



Please read carefully before use

Product Information

- Mobile phone stents, small and portable, easy to store
- Colorful atmosphere light, 5 kinds of light effects with the music rhythm flashing
- Wireless speaker
- Hands-free calling
- More portable for outdoor to use with built-in high-capacity rechargeable lithium battery
- Low battery warning, power off after three times

Technical Parameters

Wireless Version	V5.1	Distortion Rate	≤10%
Wireless Name	AJ221	Output Power	5W
Transmission Distance	≥10m	SNR	80dB
Frequency Response	80Hz-20kHz	Color Light	1W
Horn Parameters	Φ40mm4Ω 5W	Power Supply	5V 0.8A
Product Size	131x80x43mm	Battery Capacity	1800mAh

Answer The Telephone

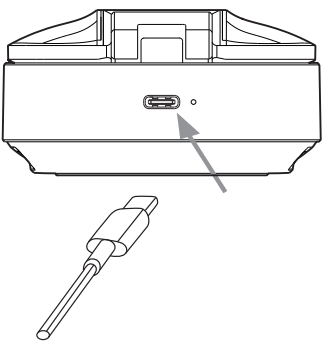
- When the phone is connected to the wireless speaker, you can double press the⏻button to reject the call when there is an incoming call.
- When there is an incoming call, short press⏻button to answer it. After the call is over, short press⏻button to end the call.
- Double press⏻button to dial the last call.

Speaker Operation

- Long press⏻button to turn on speaker and with a beep. Search bluetooth name “AJ221” on the phone.After the connection is successful, there will be a beep.
- Long press⏪button to switch to the previous song, short press to lower the volume.
- Long press⏩button to next song, short press to increase the volume.When the volume reaches the maximum, there will be a beep.
- Hold down the⏩and⏪button at the same time to cancel pairing with your phone.
- Short press⏻button to pause or resume playing,long press to turn off speaker and light.
- Long press☀️button to turn on the light, short press to switch other light mode, long press to turn off the light.

Charging Instruction

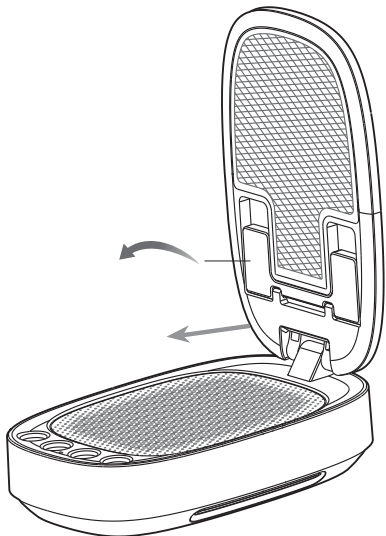
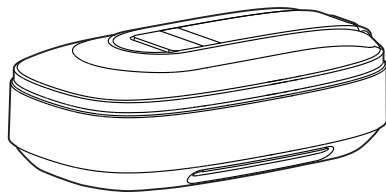
Plug the Type-C cable into the USB port for charging,the red light will be on when charging,and it will go out when fully charged.



Attention:

- Please don't charge the speaker under the temperature of 0°C-40°C.
- Not recommended for charging while using.
- Please pull out the USB cable after a full charge.
- Please don't charge the speaker in high-humidity situation.

Support development



Warranty Card

Applicable for

- Since buying date, the user enjoys one year free repair services under normal use. After one year,will be charged according to each component part cost.
- In case change component part, will be charged according to our company's component part cost list.
- The following situations without free repair services in warranty period
 - 1)Damage caused by natural earthquake, rat disaster, and abnormal use.
 - 2)Damage caused in transportation, fall, and improper storage.
 - 3)Consumable component, such as spare parts, batteries, light bulbs,etc.
 - 4)Warranty information records is not complete, no purchase date, no buying shop seal,etc.
 - 5)Featured using environment, such as humidity, sulfur area, high salty and on board,etc,easy corrosion area.
 - 6)Using not according to the instructions.
 - 7)Products sold by special agreement.
- When return to factory for repair, the user should make sure the product packed property to avoid any damage during transportation.
- Factory not responsible for the damages caused by the users themselves improper disassemble.

FCC Statement

This device complies with part 15 of the FCC Rules. Operation is subject to the following two conditions:

- (1) This device may not cause harmful interference, and
- (2) this device must accept any interference received, including interference that may cause undesired operation.

This equipment has been tested and found to comply with the limits for a Class B digital device, pursuant to part 15 of the FCC Rules. These limits are designed to provide reasonable protection against harmful interference in a residential installation. This equipment generates, uses and can radiate radio frequency energy and, if not installed and used in accordance with the instructions, may cause harmful interference to radio communications. However, there is no guarantee that interference will not occur in a particular installation. If this equipment does cause harmful interference to radio or television reception, which can be determined by turning the equipment off and on, the user is encouraged to try to correct the interference by one or more of the following measures:

- Reorient or relocate the receiving antenna.
- Increase the separation between the equipment and receiver.
- Connect the equipment into an outlet on a circuit different from that to which the receiver is connected.
- Consult the dealer or an experienced radio/TV technician for help.

FCC Caution: Any changes or modifications not expressly approved by the party responsible for compliance could void the user's authority to operate the equipment. This transmitter must not be co-located or operating in conjunction with any other antenna or transmitter.

Not applicable

RF Exposure Information

This device complies with FCC radiation exposure limits set forth for an uncontrolled environment. This equipment can be used as portable exposure without any restriction.