

Technical Parameters

Bluetooth version	V4.2	Distortion rate	≤10%
Bluetooth name	A1	SNR	>75dB
Bluetooth transmission distance	≥10M	Power Supply	5V 1A
Output power	5W	Build-in high efficiency lithium battery	7.4V 1800mAh
Horn parameters	φ52MM 4Ω5W	Product dimension	φ98MM*185mm

Warranty Card

Applicable for

- Since buying date, the user enjoys one year free repair services under normal use. After one year, will be charged according to each component part cost.
- In case change component part, will be charged according to our company's component part cost list.
- The following situations without free repair services in warranty period
 - 1) Damage caused by natural earthquake, rat disaster, and unnormal use.
 - 2) Damage caused in transportation, fall, and unproper storage.
 - 3) Consumable component, such as spare parts, batteries, light bulbs, etc.
 - 4) Warranty information records is not complete, no purchase date, no buying shop seal, etc.
 - 5) Featured using environment, such as humidity, sulfur area, high salty and on board, etc, easy corrosion area.
 - 6) Using not according to the instructions.
 - 7) Special offer.
- When return to factory for repair, the user should make sure the product packed properly to avoid any damage during transportation.
- Factory not responsible for the damages caused by the users themselves unproper disassemble.

Important

Thank you for purchasing our products.

To guarantee your rights, please fill in this form properly, Thank you


Name	
Address	
Telephone	
Invoice number	
Purchase date	
Item number	
Dealers	Note: this field requires the dealer's seal

Warning: please keep this warranty paper for repair presentation.

Attention

- In order to use the speaker correctly, ensure the good performance of the speaker, please read carefully and observe below:
 - Please do not impact the mainframe seriously
 - Please do not contact benzene, diluent and other chemicals
 - Please do not close to the magnetic and electric field
 - Please avoid directly lighting and heating appliances
 - Please do not repair, disassemble, transform by users themselves

A1 Flame Atmosphere Lamp Bluetooth Speaker

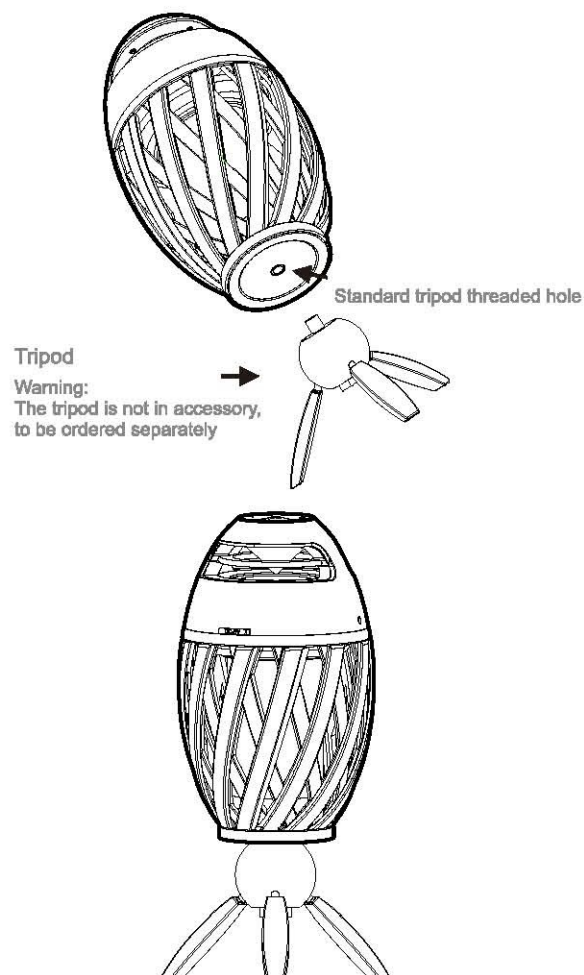


Please read carefully before use

Product Information

- Button control, easy to use
- Flame lamp
- When using both two Bluetooth speakers, the left and right channels be separated to be on the box. Stereo output creates perfect sound. (Notice: when using a single Bluetooth speaker, the left and right channels will be combined to output.)
- Bluetooth speaker function
- White led light flashes, shows Bluetooth speaker is ON. White led light lights in long time, shows Bluetooth speaker connected successfully.
- When charging, it shows the red light. The red light goes off, shows the lamp full charged.

Installation instructions



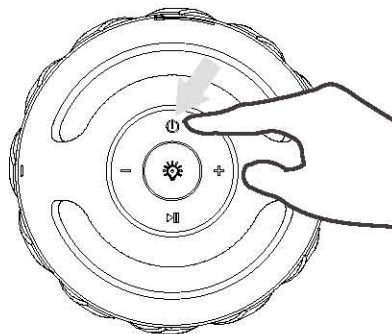
Operation method

Instructions

Operation with a single Bluetooth speaker: When the Bluetooth speaker turned on, you will hear the sound "DI", and the Led light flashes. Search the device name "A1" with Bluetooth in the phone. Once it connected successfully, you will hear the sound "DI", and the white led lights in long time.

Operation with two Bluetooth speakers: If using 2 Bluetooth speakers, turn on the two Bluetooth speakers, the white led light flash and short press the ON/OFF button on one of the Bluetooth speaker. The two Bluetooth speakers are matching, the two speakers show the warning tone with "DIDI". One of speaker is donkey lamp after successful connected, the Led lights in long time(right channel), and the other speaker is the main lamp, the Led light flashes(left channel). Then search the device name "A1" with phone Bluetooth speaker. Once it connected successfully, you will hear the sound "DI", and the white led lights in long time. Press any buttons on the two Bluetooth speakers, the functions are the same, like volume +/-, prev song, next song and play button. (Notice: If turn on one Bluetooth speaker and connected with phone successfully, once you want to turn on the other one, short press the ON/OFF button on the first one, the two speakers will show the warning tone with "DIDI" at the same time. If short press the speaker that did not connected, the two speakers will not work at the same time.)

Bluetooth speaker mode



- ON/OFF button:** Long press this button for 2 seconds to turn on or turn off the Bluetooth speaker; short press is the button to connect with the other Bluetooth speaker; Led light flash, means Bluetooth turned on, long light time means Bluetooth connected successfully.
- Next song/V+ key:** In Bluetooth mode press quick will go to the next song, long press to increase the volume (when reach the maximum volume, the speaker will say "di di"), (press + - together to cancel the pairing)
- Last song/V- Key:** In Bluetooth mode press quick will go to the last song, long press to decrease the volume (when reach the maximum volume, the speaker will say "di di"), (press + - together to cancel the pairing)
- Play/pause Key:** press quick to play/pause, long press is invalid
- Flame atmosphere lamp ON/OFF key:** quick press to turn on/off the lamp; long press invalid

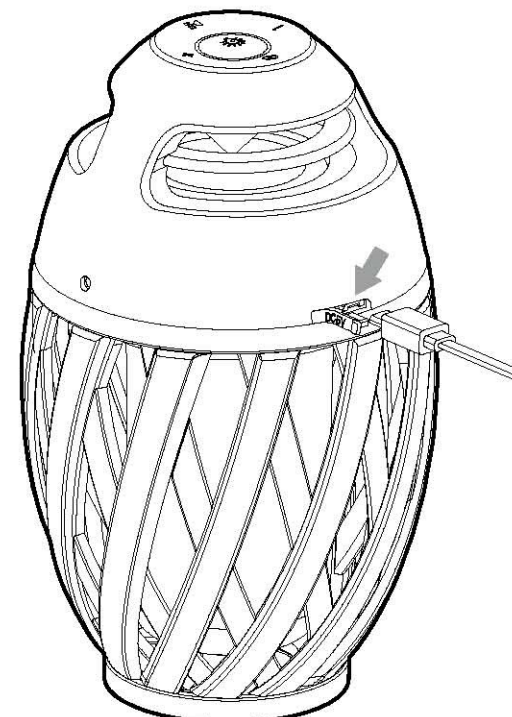
Charging instruction

Attention

- Please do not charge the lamp under the temperature of 0°C-40°C.
- Not recommended for charging while using.
- Please pull off the usb cable after a full charge.
- Please do not charge the lamp with high -humidity situation.

Power input

- Put the USB cable into the lamp, when charging the indicator is red, when full charging the indicator off



FCC STATEMENT :

This device complies with Part 15 of the FCC Rules. Operation is subject to the following two conditions:

- (1) This device may not cause harmful interference, and
- (2) This device must accept any interference received, including interference that may cause undesired operation.

Warning: Changes or modifications not expressly approved by the party responsible for compliance could void the user's authority to operate the equipment.

NOTE: This equipment has been tested and found to comply with the limits for a Class B digital device, pursuant to Part 15 of the FCC Rules. These limits are designed to provide reasonable protection against harmful interference in a residential installation.

This equipment generates uses and can radiate radio frequency energy and, if not installed and used in accordance with the instructions, may cause harmful interference to radio communications. However, there is no guarantee that interference will not occur in a particular installation. If this equipment does cause harmful interference to radio or television reception, which can be determined by turning the equipment off and on, the user is encouraged to try to correct the interference by one or more of the following measures:

- Reorient or relocate the receiving antenna.

- Increase the separation between the equipment and receiver.

- Connect the equipment into an outlet on a circuit different from that to which the receiver is connected.

- Consult the dealer or an experienced radio/TV technician for help.

RF warning statement:

The device has been evaluated to meet general RF exposure requirement. The device can be used in portable exposure condition without restriction.