

FCC TEST REPORT

for

WIRELESS MINI PCI

Model No.: WM81RL

of

Applicant: Pro-Nets Technology Corporation
Address: 7F, No.95, Lide St, Chung Ho City Taipei 235 Taiwan R.O.C

Tested and Prepared
by



ETS DR. GENZ TAIWAN PS CO., LTD

FCC Registration No.: 930600

Industry Canada filed test laboratory Reg. No. IC 5679

A2LA Cert.No.: 2300.01

PTCRB Accredited Type Certification Test House

FCC ID: RXZ-WM81RL

6F, NO. 58, LANE 188, RUEY-KUANG RD., NEIHU TAIPEI 114, TAIWAN, R.O.C.
TEL: 886-2-66068877 FAX: 886-2-66068879 E-mail: ets@ets-bzt.com.tw

Report No.: W6M20703-7950-C-1

Registration number: W6M20703-7950-C-1
FCC ID: RXZ-WM81RL

TABLE OF CONTENTS

1	GENERAL INFORMATION	3
1.1	NOTES	3
1.2	TESTING LABORATORY	4
1.2.1	Location	4
1.2.2	Details of accreditation status	4
1.3	DETAILS OF APPROVAL HOLDER	4
1.4	APPLICATION DETAILS	5
1.5	GENERAL INFORMATION OF TEST ITEM	5
1.6	TEST STANDARDS	6
2	TECHNICAL TEST	7
2.1	SUMMARY OF TEST RESULTS	7
2.2	TEST ENVIRONMENT	7
2.3	TEST EQUIPMENT LIST	8
2.4	GENERAL TEST PROCEDURE	10
3	TEST RESULTS (ENCLOSURE)	12
3.1	PEAK OUTPUT POWER (TRANSMITTER)	13
3.2	EQUIVALENT ISOTROPIC RADIATED POWER	15
3.2.1	Transmitter	15
3.3	RF EXPOSURE COMPLIANCE REQUIREMENTS	15
3.4	TRANSMITTER RADIATED EMISSIONS IN RESTRICTED BANDS	16
3.5	SPURIOUS EMISSIONS (TX)	17
3.6	MINIMUM 6 DB BANDWIDTH	24
3.7	PEAK POWER SPECTRAL DENSITY	25
3.8	RADIATED EMISSION FROM DIGITAL PART AND RECEIVER L.O.	27
3.9	POWER LINE CONDUCTED EMISSION	33
	APPENDIX	35

Registration number: W6M20703-7950-C-1
FCC ID: RXZ-WM81RL

1 General Information

1.1 Notes

The purpose of conformity testing is to increase the probability of adherence to the essential requirements or conformity specifications, as appropriate.

The complexity of the technical specifications, however, means that full and thorough testing is impractical for both technical and economic reasons.

Furthermore, there is no guarantee that a test sample which has Passed all the relevant tests conforms to a specification.

Neither is there any guarantee that such a test sample will interwork with other genuinely open systems.

The existence of the tests nevertheless provides the confidence that the test sample possesses the qualities as maintained and that is performance generally conforms to representative cases of communications equipment.

The test results of this test report relate exclusively to the item tested as specified in 1.5.

The test report may only be reproduced or published in full.

Reproduction or publication of extracts from the report requires the prior written approval of the ETS DR. GENZ TAIWAN PS CO., LTD.

Specific Conditions:

Usage of the hereunder tested device in combination with other integrated or external antennas requires at least additional output power measurements, spurious emission measurements, conducted emission measurements (AC supply lines) and radio frequency exposure evaluations for each individual configuration performed, for certification by FCC.

The test sample is able to work according IEEE 802.11 b/g/n.

This report is related to FCC Part 15 C (DSSS and OFDM device).

Tester:

April 26, 2007

Jay Chaing



Date

ETS-Lab.

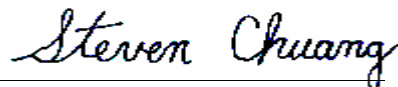
Name

Signature

Technical responsibility for area of testing:

April 26, 2007

Steven Chuang



Date

ETS

Name

Signature

Registration number: W6M20703-7950-C-1
FCC ID: RXZ-WM81RL

1.2 Testing laboratory

1.2.1 Location

OATS
No.5-1, Shuang Sing Village,
LiShuei Rd., Wanli Township,
Taipei County 207, Taiwan (R.O.C.)

Company
ETS Dr.Genx Taiwan PS Co., Ltd.
6F, NO. 58, LANE 188, RUEY-KUANG RD.
NEIHU, TAIPEI 114, TAIWAN R.O.C.
Tel : 886-2-66068877
Fax : 886-2-66068879

1.2.2 Details of accreditation status

Accredited testing laboratory

A2LA-registration number: 2300.01

FCC filed test laboratory Reg. No. 930600

Industry Canada filed test laboratory Reg. No. IC 5679

PTCRB Accredited Type Certification Test House

1.3 Details of approval holder

Name	: Pro-Nets Technology Corporation
Street	: 7F, No.95,Lide St, Chung Ho City
Town	: Taipei 235
Country	: Taiwan R.O.C
Telephone	: +886-2-8221-8385
Fax	: +886-2-3234-5818

Registration number: W6M20703-7950-C-1
 FCC ID: RXZ-WM81RL

Host device: none

Classification :

Fixed Device	<input checked="" type="checkbox"/>
Mobile Device (Human Body distance > 20cm)	<input type="checkbox"/>
Portable Device (Human Body distance < 20cm)	<input type="checkbox"/>

Transmitter

Unom

Mode A (DSSS)

Power (ch 1 or A) : Conducted: 14.68 dBm
 Power (ch 6 or B) : Conducted: 14.34 dBm
 Power (ch 11 or C) : Conducted: 14.15 dBm

Mode B (OFDM)

Power (ch 1 or A) : Conducted: 11.32 dBm
 Power (ch 6 or B) : Conducted: 11.07 dBm
 Power (ch 11 or C) : Conducted: 10.98 dBm

Mode C (OFDM)

Power (ch 1 or A) : Conducted: 13.18 dBm
 Power (ch 6 or B) : Conducted: 12.98 dBm
 Power (ch 11 or C) : Conducted: 12.95 dBm

Mode D (OFDM)

Power (ch 1 or A) : Conducted: 16.44 dBm
 Power (ch 4 or B) : Conducted: 16.23 dBm
 Power (ch 7 or C) : Conducted: 16.11 dBm

Manufacturer: (if applicable)

Name : ./.
 Street : ./.
 Town : ./.
 Country : ./.

Additional information: The sample is using WLAN technology according IEEE 802.11 b/g/n. There are four testing modes in the test report.
 Mode A: IEEE 802.11b
 Mode B: IEEE 802.11g
 Mode C: IEEE 802.11n 20MHz bandwidth
 Mode D: IEEE 802.11n 40MHz bandwidth
 The scheme for frequency generation, spectrum spreading, receiver parameters, synchronization procedure, and other parameters are determined by the mentioned standard above.

1.6 Test standards

Technical standard : FCC RULES PART 15 SUBPART B / SUBPART C § 15.247: August, 2006

Registration number: W6M20703-7950-C-1
FCC ID: RXZ-WM81RL

2 Technical test

2.1 Summary of test results

No deviations from the technical specification(s) were ascertained in the course of the tests performed.

or

The deviations as specified in 2.5 were ascertained in the course of the tests performed.

2.2 Test environment

Temperature : 23 °C

Relative humidity content : 20 ... 75 %

Air pressure : 86 ... 103 kPa

Power supply : 3.3 VDC (Power on PC)

Extreme conditions parameters : --

Registration number: W6M20703-7950-C-1
 FCC ID: RXZ-WM81RL

2.3 Test Equipment List

No.	Test equipment	Type	Serial No.	Manufacturer	Cal. Date	Next Cal. Date
ETSTW-CE 001	EMI TEST RECEIVER	ESHS10	842121/013	R&S	2006/10/16	2007/10/15
ETSTW-CE 002	PREREULATOR MODE DC POWER SUPPLY	None	None		Function Test	
ETSTW-CE 003	AC POWER SOURCE	APS-9102	D161137	GW	Function Test	
ETSTW-CE 004	ZWEILEITER-V-NETZNACHBILDUNG TWO-LINE V-NETWORK	ESH3-Z5	840731/011	R&S	2006/10/16	2007/10/15
ETSTW-CE 005	Line-Impedance Stabilisation Network	NNBM 8126D	137	Schwarzbeck	2006/10/16	2007/10/15
ETSTW-CE 006	IMPULSBEGRENZER PULSE LIMITER	ESH3-Z2	100226	R&S	In House Certificate	
ETSTW-CE 008	ABSORBING CLAMP	MDS 21	3469	Schwarzbeck	2005/10/24	2007/10/23
ETSTW-CE 009	TEMP.&HUMIDITY CHAMBER	GTH-225-40-1P-U	MAA0305-009	GIANT FORCE	2006/8/17	2007/8/16
ETSTW-CE 013	CISPR 22 TWO BALANCED TELECOM PAIRS IMPEDANCE STABILIZATION NETWORK	FCC-TLISN-T4-02	20242	FCC	2005/12/8	2007/12/7
ETSTW-CE 014	CISPR 22 TWO BALANCED TELECOM PAIRS IMPEDANCE STABILIZATION NETWORK	FCC-TLISN-T2-02	20241	FCC	2005/12/7	2007/12/6
ETSTW-CE 015	CISPR 22 TWO BALANCED TELECOM PAIRS IMPEDANCE STABILIZATION NETWORK	FCC-TLISN-T8-02	20307	FCC	2006/11/7	2008/11/6
ETSTW-CE 016	TWO-LINE V-NETWORK	ENV216	100050	R&S	2006/11/21	2007/11/20
ETSTW-RE 002	Function Generator	33220A	MY43004982	Agilent	2005/10/14	2007/10/13
ETSTW-RE 003	EMI TEST RECEIVER	ESI 26	831438/001	R&S	2006/10/20	2007/10/19
ETSTW-RE 004	EMI TEST RECEIVER	ESI 40	832427/004	R&S	2006/10/30	2007/10/29
ETSTW-RE 005	EMI TEST RECEIVER	ESVS10	843207/020	R&S	2006/10/12	2007/10/11
ETSTW-RE 010	PROGRAMMABLE LINEAR POWER SUPPLY	LPS-305	30503070181	MOTECH	Function Test	
ETSTW-RE 011	PROGRAMMABLE LINEAR POWER SUPPLY	LPS-305	30503070165	MOTECH	Function Test	
ETSTW-RE 017	Log-Periodic Antenna	HL025	352886/001	R&S	2006/5/4	2008/5/3
ETSTW-RE 018	MICROWAVE HORN ANTENNA	AT4560	27212	AR	2004/11/8	2007/11/7
ETSTW-RE 020	MICROWAVE HORN ANTENNA	AT4002A	306915	AR	Function Test	
ETSTW-RE 021	SWEEP GENERATOR	SWM05	835130/010	R&S	2006/10/11	2007/10/10
ETSTW-RE 027	Passive Loop Antenna	6512	00034563	EMCO	2004/6/30	2007/6/29
ETSTW-RE 028	Log-Periodic DipoleArray Antenna	3148	34429	EMCO	2006/5/26	2008/5/25
ETSTW-RE 029	Biconical Antenna	3109	33524	EMCO	2006/5/26	2008/5/25
ETSTW-RE 030	Double-Ridged Guide Horn Antenna	3117	00035224	EMCO	2006/5/3	2008/5/2
ETSTW-RE 032	Millivoltmeter	URV 55	849086/013	R&S	2006/10/11	2007/10/10
ETSTW-RE 033	WaveRunner 6000A Serise Oscilloscope	WAVERUNNER 6100A	LCRY0604P14508	LeCroy	2006/7/27	2007/7/26
ETSTW-RE 034	Power Sensor	URV5-Z4	839313/006	R&S	2005/10/17	2007/10/16
ETSTW-RE 042	Biconical Antenna	HK116	100172	R&S	2007/1/11	2009/1/10
ETSTW-RE 043	Log-Periodic Dipole Antenna	HL223	100166	R&S	2006/5/8	2008/5/7
ETSTW-RE 044	Log-Periodic Antenna	HL050	100094	R&S	2006/5/29	2008/5/28

Registration number: W6M20703-7950-C-1
 FCC ID: RXZ-WM81RL

ETSTW-RE 048	Triple Loop Antenna	HXYZ 9170	HXYZ 9170-134	Schwarzbeck	2005/3/22	2008/3/21
ETSTW-RE 049	TRILOG Super Broadband test Antenna	VULB 9160	9160-3185	Schwarzbeck	2005/5/19	2007/5/18
ETSTW-RE 055	SPECTRUM ANALYZER	FSU-26	200074	R&S	2006/7/28	2007/7/27
ETSTW-RE 064	Bluetooth Test Set	MT8852B-042	6K00005709	Anritsu	Function Test	
ETSTW-RE 073	Power Meter	N1911A	MY45100769	Agilent	Function Test	
ETSTW-RE 074	Power Sensor	N1921A	MY45241198	Agilent	Function Test	

Registration number: W6M20703-7950-C-1
FCC ID: RXZ-WM81RL

2.4 General Test Procedure

POWER LINE CONDUCTED INTERFERENCE: The procedure used was ANSI STANDARD C63.4-2003 using a 50 μ H LISN (if necessary). Both lines were observed. The bandwidth of the spectrum analyzer was 10 kHz with an appropriate sweep speed.

RADIATION INTERFERENCE: The test procedure used was according to ANSI STANDARD C63.4-2003 employing a spectrum analyzer. For investigated frequency is equal to or below 1GHz, the RBW and VBW of the spectrum analyzer was 100 kHz and 100kHz respectively with an appropriate sweep speed. For investigated frequency is above 1GHz, both of RBW and VBW of the spectrum analyzer were 1 MHz with an appropriate sweep speed. The analyzer was calibrated in dB above a microvolt at the output of the antenna. The ambient temperature of the UUT was 23°C with a humidity of 40 %.

FORMULA OF CONVERSION FACTORS: The Field Strength at 3m was established by adding the meter reading of the spectrum analyzer (which is set to read in units of dB μ V) to the antenna correction factor supplied by the antenna manufacturer. The antenna correction factors are stated in terms of dB.

Example:

Freq (MHz)	METER READING + ACF + CABLE LOSS (to the receiver) = FS
33	20 dB μ V + 10.36 dB + 6 dB = 36.36 dB μ V/m @3m

The EUT was placed on a table 80 cm high and with dimensions of 1m by 1.5m (non metallic table) and arranged according to ANSI C63.4-2000 Section 13.1.2. The table used for radiated measurements is capable of continuous rotation. The spectrum was scanned from 30 MHz to the frequency specified as follows:

- (1) If the intentional radiator operates below 10 GHz: to the tenth harmonic of the highest fundamental frequency or to 40 GHz, whichever is lower.
- (2) If the intentional radiator operates at or above 10 GHz and below 30 GHz: to the fifth harmonic of the highest fundamental frequency or to 100 GHz, whichever is lower.
- (3) If the intentional radiator operates at or above 30 GHz: to the fifth harmonic of the highest fundamental frequency or to 200 GHz, whichever is lower, unless specified otherwise elsewhere in the rules.
- (4) If the intentional radiator contains a digital device, regardless of whether this digital device controls the functions of the intentional radiator or the digital device is used for additional control or function purposes other than to enable the operation of the intentional radiator, the frequency range shall be investigated up to the range specified in paragraphs (a)(1)-(a)(3) of this section or the range applicable to the digital device, as shown in paragraph (b)(1) of this Section, whichever is the higher frequency range of investigation.

For hand-held devices, a exploratory test was performed with three (3) orthogonal planes to determine the highest emissions.

Measurements were made by ETS Dr.Geniz Taiwan PS Co., Ltd. at the registered open field test site located at No.5-1, Shuang Sing Village, LiShuei Rd., Wanli Township, Taipei County 207, Taiwan (R.O.C.) The Registration Number: 930600.

Registration number: W6M20703-7950-C-1
FCC ID: RXZ-WM81RL

When an emission was found, the table was rotated to produce the maximum signal strength. At this point, the antenna was raised and lowered from 1m to 4m. The antenna was placed in both the horizontal and vertical planes.

When the radiated emission limits are expressed in terms of the average value of the emission, and pulsed operation is employed, the measurement field strength shall be determined by averaging over one complete pulse train, including blanking intervals, as long as the pulse train does not exceed 0.1 seconds. As an alternative (provided the transmitter operates for longer than 0.1 seconds) or in cases where the pulse train exceeds 0.1 seconds, the measured field strength shall be determined from the average absolute voltage during a 0.1 second interval during which the field strength is at its maximum value.

The formula is as follows:

Average = Peak + Duty Factor

Duty Factor = $20 \log (\text{dwell time}/T)$

T = 100ms when the pulse train period is over 100 ms or the period of the pulse train.

Modified Limits for peak according to 15.35 (b) = Max Permitted average Limits + 20dB

ANTENNA & GROUND:

This unit uses Reverse SMA Antenna. (see photos)

Registration number: W6M20703-7950-C-1
 FCC ID: RXZ-WM81RL

3 Test results (enclosure)

TEST CASE	Para. Number	Required	Test passed	Test failed
Peak Output Power	15.247(b)(3)	<input checked="" type="checkbox"/>	<input checked="" type="checkbox"/>	<input type="checkbox"/>
Equivalent radiated Power	15.247(b)(3)	<input checked="" type="checkbox"/>	<input checked="" type="checkbox"/>	<input type="checkbox"/>
Spurious Emissions radiated – Transmitter operating	15.247(c)	<input checked="" type="checkbox"/>	<input checked="" type="checkbox"/>	<input type="checkbox"/>
Band Edge Measurement	15.247(c)	<input checked="" type="checkbox"/>	<input checked="" type="checkbox"/>	<input type="checkbox"/>
Minimum 6 dB Bandwidth	15.247(a)(2)	<input checked="" type="checkbox"/>	<input checked="" type="checkbox"/>	<input type="checkbox"/>
Peak Power Spectral Density	15.247(d)	<input checked="" type="checkbox"/>	<input checked="" type="checkbox"/>	<input type="checkbox"/>
Radiated Emission from Digital Part And Receiver L.O.	15.109	<input checked="" type="checkbox"/>	<input checked="" type="checkbox"/>	<input type="checkbox"/>
Power Line Conducted Emission	15.207	<input checked="" type="checkbox"/>	<input checked="" type="checkbox"/>	<input type="checkbox"/>

Note:

1. This EUT incorporates a MIMO function with IEEE 802.11b, 802.11g, and 802.11n draft 2.0. Physically, this EUT includes two transmitters and three receivers with two incoherent streams. This device uses multiplexing and also employ cyclic delay diversity to improve range and throughput, and this device simultaneously operates on two adjacent channels.
2. This EUT is 2*3 spatial MIMO (2Tx&3Rx) without beam forming function. That operates dual chain configuration. The Pre-test was performed to determine the worst case mode from all possible combinations between all available modulations, data rates, bandwidths, and spatial stream modes.
3. The worst case mode was base on the investigations by measuring the peak and average power according to the description above. The detail of chosen mode for full testing are as below:

Mode	Available channel	Chosen Channel	Modulation Technology	Modulation Type	Data Rate (Mbps)
802.11b	1 to 11	1,6,11	DSSS	DBPSK	1
802.11g	1 to 11	1,6,11	OFDM	BPSK	6
Draft 802.11n (20MHz)	1 to 11	1,6,11	OFDM	BPSK	6.5
Draft 802.11n (40MHz)	1 to 7	1,4,7	OFDM	BPSK	13.5

4. Because both antennas operate simultaneously, when performed the relevant conducted measurement(ex. RF output power, peak power spectral density....and so on), we basically use a splitter to combine each antenna port in order to get the total measuring results.

Registration number: W6M20703-7950-C-1
 FCC ID: RXZ-WM81RL

3.1 Peak Output Power (transmitter)

FCC Rule: 15.247(b)(3)

This measurement applies to equipment with an integral antenna and to equipment with an antenna connector and equipped with an antenna as declared by the applicant.

The power was measured with modulation (declared by the applicant).

Mode A

Test condition		Conducted Power		
		Channel A	Channel B	Channel C
$T_{nom} = 23^{\circ}C$	$V_{nom} = 3.3 \text{ V}$	[dBm]	[dBm]	[dBm]
		14.68	14.34	14.15

Mode B

Test condition		Conducted Power		
		Channel A	Channel B	Channel C
$T_{nom} = 23^{\circ}C$	$V_{nom} = 3.3 \text{ V}$	[dBm]	[dBm]	[dBm]
		11.32	11.07	10.98

Mode C

Test condition		Conducted Power		
		Channel A	Channel B	Channel C
$T_{nom} = 23^{\circ}C$	$V_{nom} = 3.3 \text{ V}$	[dBm]	[dBm]	[dBm]
		13.18	12.98	12.95

Mode D

Test condition		Conducted Power		
		Channel A	Channel B	Channel C
$T_{nom} = 23^{\circ}C$	$V_{nom} = 3.3 \text{ V}$	[dBm]	[dBm]	[dBm]
		16.44	16.23	16.11

Registration number: W6M20703-7950-C-1
 FCC ID: RXZ-WM81RL

Mode A

Test condition $T_{nom} = 23^{\circ}\text{C}$, $V_{nom} = 3.3 \text{ V}$	Signal Field strength TX highest power mode $\text{dB } \mu\text{V/m}$
Frequency [MHz]	109.13
2413	

Mode B

Test condition $T_{nom} = 23^{\circ}\text{C}$, $V_{nom} = 3.3 \text{ V}$	Signal Field strength TX highest power mode $\text{dB } \mu\text{V/m}$
Frequency [MHz]	110.68
2434	

Mode C

Test condition $T_{nom} = 23^{\circ}\text{C}$, $V_{nom} = 3.3 \text{ V}$	Signal Field strength TX highest power mode $\text{dB } \mu\text{V/m}$
Frequency [MHz]	109.71
2441	

Mode D

Test condition $T_{nom} = 23^{\circ}\text{C}$, $V_{nom} = 3.3 \text{ V}$	Signal Field strength TX highest power mode $\text{dB } \mu\text{V/m}$
Frequency [MHz]	110.35
2445	

Limits:

Frequency MHz	Power dBm
902 - 928	30
2400 – 2483.5	30
5725 – 5850	30

In case of employing transmitter antennas having antenna gain $> 6 \text{ dBi}$ and using fixed point-to-point operation consider §15.247 (b)(4)

Test equipment used: ETSTW-RE 073 ETSTW-RE 74

Comment: The diagrams for the field strength measurements are included in Appendix.

Registration number: W6M20703-7950-C-1
 FCC ID: RXZ-WM81RL

3.2 Equivalent isotropic radiated power

FCC Rule: 15.247(b)(3)

EIRP = max. conducted output power + antenna gain
 EIRP = 16.44 dBm + 2.71 dBi
 = 19.15 dBm

Limit: EIRP = +36 dBm for Antenna gain <6dBi

Test equipment used: ETSTW-RE 003 ETSTW-RE 004 ETSTW-RE 017 ETSTW-RE 021
 ETSTW-RE 028 ETSTW-RE 030 ETSTW-RE 043 ETSTW-RE 044

3.2.1 Transmitter

Integral Antenna:

At the transmitter the measurement was transacted with the modulation declared by the manufacturer and the maximum available output power of the EUT.
 In this arrangement the EUT fulfils the requirements of the FCC rules § 15.247, subpart C, section b.

3.3 RF Exposure Compliance Requirements

The test sample is a Wireless-N PC Card intended for fixed installation.

FCC OET Bulletin 65 Edition 97.01 determines the equations for predicting RF fields and applicable limits.

The prediction for power density in the far-field but will over-predict power density in the near field, where it could be used for walking a “worst case” or conservative prediction.

$$S = \frac{PG}{4\pi R^2}$$

S – Power Density

P – Output power ERP

R – Distance

D – Cable Loss

AG – Antenna Gain G = AG-D

Item	Unit	Value	Remarks
P	mW	44.05549	Peak value
D	dB		
AG	dBi	2.71	
G		1.9	Calculated Value
R	cm	20	Assumed value
S	mW/cm ²	0.006	Calculated value

Limits:

Limit for General Population / Uncontrolled Exposure	
Frequency (MHz)	Power Density (mW/cm ²)
1500 – 100.000	1,0

Registration number: W6M20703-7950-C-1
 FCC ID: RXZ-WM81RL

3.4 Transmitter Radiated Emissions in Restricted Bands

FCC Rules: 15.247 (c), 15.205, 15.209, 15.35

Radiated emission measurements were performed from 30 MHz to 26500 MHz.

For radiated emission tests, the analyzer setting was as followings:

Frequency \leq 1 GHz, RBW:100 kHz, VBW: 100 kHz (Peak measurements)

Frequency $>$ 1 GHz, RBW: 1 MHz, VBW: 1 MHz (Peak measurements)

Frequency $>$ 1 GHz , RBW:1 MHz , VBW: 10 Hz (Average measurements)

Limits.

For frequencies below 1GHz:

Frequency of Emission (MHz)	Field strength (microvolts/meter)	Field Strength (dB microvolts/meter)
30 - 88	100	40.0
88 - 216	150	43.5
216 - 960	200	46.0
Above	500	54.0

For frequencies above 1GHz (Average measurements).

Guidance on Measurement of Digit Transmission Systems:

“If the emission is pulsed, modify the unit for continuous operation, use the setting shown above, then correct the reading by subtracting the peak-average correction factor, derived from the appropriate duty cycle calculation.”

The correction factor, based on the total channel dwell time in a 100 ms period, may be mathematically applied to a measurement made with an average detector, to further reduce the value.

Duty cycle correction = $20 \log (\text{dwell time} / 100\text{ms})$

Note: No duty cycle correction was added to the reading of this EUT.

Comment: see attached diagrams in Appendix.

Registration number: W6M20703-7950-C-1
FCC ID: RXZ-WM81RL

3.5 Spurious Emissions (tx)

Spurious emission was measured with modulation (declared by manufacturer).

In any 100 kHz bandwidth outside the frequency band in which the intentional radiator is operating, the radio frequency power that is produced by the intentional radiator shall be at least 20dB below that in the 100 kHz bandwidth within the band that contains the highest level of the desired power, based on either an RF conducted or a radiated measurement. Attenuation below the general limits specified in § 15.209(a) is not required. In addition, radiated emissions which fall in the restricted bands, as defined in § 15.205(a), must also comply with the radiated emission limits specified in § 15.209(a) (see § 15.205(c))

FCC Rule: 15.247(c), 15.35

For out of band emissions that are close to or that exceed the 20 dB attenuation requirement described in the specification, radiated measurements were performed at a 3 m separation distance to determine whether these emissions complied with the general radiated emission requirement.

Limits:

Max. reading – 20 dB

Mode A: 109.13 dB μ V/m- 20 dB= 89.13 dB μ V/m

Mode B: 110.68 dB μ V/m- 20 dB= 90.68 dB μ V/m

Mode C: 109.71 dB μ V/m- 20 dB= 89.71 dB μ V/m

Mode D: 110.35 dB μ V/m- 20 dB= 90.35 dB μ V/m

Guidance on Measurement of Digit Transmission Systems:

“If the emission is pulsed, modify the unit for continuous operation, use the settings shown above, then correct the reading by subtracting the peak-average correction factor, derived from the appropriate duty cycle calculation.”

The correction factor, based on the total channel dwell time in a 100 ms period, may be mathematically applied to a measurement made with an average detector, to further reduce the value.

Duty Cycle correction = $20 \log(\text{dwell time}/100\text{ms})$

For frequencies above 1GHz (Peak measurements).

Modified Limit for peak according to 15.35 (b) = Max Permitted average Limits + 20dB

For frequencies above 1GHz (Average measurements).

Max. reading – 20dB

Note: No duty cycle correction was added to the reading of EUT.

Test equipment used: ETSTW-RE 003 ETSTW-RE 004 ETSTW-RE 017 ETSTW-RE 028
ETSTW-RE 029 ETSTW-RE 030 ETSTW-RE 042 ETSTW-RE 043
ETSTW-RE 044

Comment: see attached diagrams in Appendix.

Registration number: W6M20703-7950-C-1
 FCC ID: RXZ-WM81RL

SAMPLE CALCULATION OF LIMIT. All results will be updated by an automatic measuring system in accordance with point 2.3.

Calculation of test results:

Such factors like antenna correction, cable loss, external attenuation etc. are already included in the provided measurement results. This is done by using validated test software and calibrated test system according the accreditation requirements.

The peak and average spurious emission plots was measured with the average limits.

In the Table being listed the critical peak and average value and exhibit the compliance with the above calculated Limits.

If in the column's correction factor states a value then the max. Field strength in the same row is corrected by a value gained from the "Duty-Cycle Correction Factor".

Summary table with radiated data of the test plots

**Mode A
 CH 1**

Antenna Polarization	Frequency Marker (MHz)	Reading (dBuV)	Correction Factor (dB)	Detector	Test Result (dBuV/m)	Compliance Limit (dBuV/m)	Margin (dB)	Antenna Height (cm)	Table Azimuth (degree)
H	172.158	16.74	14.03	PK	30.77	43.5	12.73	325	170
	612.024	14.78	22.63	PK	37.41	46	8.59	125	200
	2307.041	46.38	2.12	PK	48.50	54	5.50	115	270

Antenna Polarization	Frequency Marker (MHz)	Reading (dBuV)	Correction Factor (dB)	Detector	Test Result (dBuV/m)	Compliance Limit (dBuV/m)	Margin (dB)	Antenna Height (cm)	Table Azimuth (degree)
V	172.158	13.74	14.03	PK	27.77	43.5	15.73	130	170
	610.426	14.09	22.63	PK	36.72	46	9.28	325	200
	2315.030	51.38	2.11	PK	53.49	74	20.51	105	210
	2315.030	32.77	2.11	AV	34.88	54	19.12	105	210
	7230.4609	47.03	7.26	PK	54.29	89.13	34.84	145	200

Ch6

Antenna Polarization	Frequency Marker (MHz)	Reading (dBuV)	Correction Factor (dB)	Detector	Test Result (dBuV/m)	Compliance Limit (dBuV/m)	Margin (dB)	Antenna Height (cm)	Table Azimuth (degree)
H	172.064	16.95	14.03	PK	30.98	43.5	12.52	320	175
	610.420	14.06	22.63	PK	36.69	46	9.31	115	205
	2335.8717	44.84	2.11	PK	46.95	54	7.05	130	200

Registration number: W6M20703-7950-C-1
 FCC ID: RXZ-WM81RL

Antenna Polarization	Frequency Marker (MHz)	Reading (dBuV)	Correction Factor (dB)	Detector	Test Result (dBuV/m)	Compliance Limit (dBuV/m)	Margin (dB)	Antenna Height (cm)	Table Azimuth (degree)
V	172.064	15.95	14.03	PK	29.98	43.5	13.52	120	170
	610.426	11.81	22.63	PK	34.44	46	11.56	320	205
	2341.4829	50.61	2.10	PK	52.71	74	21.29	135	200
	2341.4829	36.94	2.10	AV	39.04	54	14.96	135	200

Ch11

Antenna Polarization	Frequency Marker (MHz)	Reading (dBuV)	Correction Factor (dB)	Detector	Test Result (dBuV/m)	Compliance Limit (dBuV/m)	Margin (dB)	Antenna Height (cm)	Table Azimuth (degree)
H	172.745	17.67	14.03	PK	31.70	43.5	11.80	315	175
	608.817	14.15	22.62	PK	36.77	46	9.23	120	200
	2357.515	43.68	2.10	PK	45.78	54	8.22	125	180

Antenna Polarization	Frequency Marker (MHz)	Reading (dBuV)	Correction Factor (dB)	Detector	Test Result (dBuV/m)	Compliance Limit (dBuV/m)	Margin (dB)	Antenna Height (cm)	Table Azimuth (degree)
V	172.7450	13.86	14.03	PK	27.89	43.5	15.61	120	170
	610.4200	10.51	22.62	PK	33.13	46	12.87	320	200
	2366.1749	50.84	2.10	PK	52.94	74	21.06	130	260
	2366.1749	37.18	2.10	AV	39.28	54	14.72	130	260

**Mode B
CH 1**

Antenna Polarization	Frequency Marker (MHz)	Reading (dBuV)	Correction Factor (dB)	Detector	Test Result (dBuV/m)	Compliance Limit (dBuV/m)	Margin (dB)	Antenna Height (cm)	Table Azimuth (degree)
H	172.7450	18.76	14.03	PK	32.79	43.5	10.71	320	170
	612.0240	13.91	22.63	PK	36.54	46	9.46	115	200
	2312.6252	45.37	2.12	PK	47.49	54	6.51	105	310

Antenna Polarization	Frequency Marker (MHz)	Reading (dBuV)	Correction Factor (dB)	Detector	Test Result (dBuV/m)	Compliance Limit (dBuV/m)	Margin (dB)	Antenna Height (cm)	Table Azimuth (degree)
V	171.7230	14.42	14.03	PK	28.45	43.5	15.05	135	170
	610.4200	12.73	22.63	PK	35.36	46	10.64	325	200
	2359.9198	50.69	2.10	PK	52.79	74	21.21	110	220
	2359.9198	34.98	2.10	AV	37.08	54	16.92	110	220

Registration number: W6M20703-7950-C-1
 FCC ID: RXZ-WM81RL

Ch6

Antenna Polarization	Frequency Marker (MHz)	Reading (dBuV)	Correction Factor (dB)	Detector	Test Result (dBuV/m)	Compliance Limit (dBuV/m)	Margin (dB)	Antenna Height (cm)	Table Azimuth (degree)
H	171.723	18.60	14.03	PK	32.63	43.5	10.87	320	175
	613.627	13.70	22.63	PK	36.33	46	9.67	120	205
	2328.6573	44.68	2.11	PK	46.79	54	7.21	125	250

Antenna Polarization	Frequency Marker (MHz)	Reading (dBuV)	Correction Factor (dB)	Detector	Test Result (dBuV/m)	Compliance Limit (dBuV/m)	Margin (dB)	Antenna Height (cm)	Table Azimuth (degree)
V	171.382	16.30	14.03	AV	30.33	43.5	13.17	125	180
	613.627	11.60	22.63	PK	34.23	46	11.77	315	200
	2341.4829	50.62	2.10	PK	52.72	74	21.28	100	300
	2341.4829	36.42	2.10	PK	38.52	54	15.48	100	300

Ch11

Antenna Polarization	Frequency Marker (MHz)	Reading (dBuV)	Correction Factor (dB)	Detector	Test Result (dBuV/m)	Compliance Limit (dBuV/m)	Margin (dB)	Antenna Height (cm)	Table Azimuth (degree)
H	172.064	18.46	14.03	PK	32.49	43.5	11.01	315	175
	612.024	13.06	22.62	PK	35.68	46	10.32	115	200
	2340.6813	46.60	2.10	PK	48.70	54	5.30	125	140

Antenna Polarization	Frequency Marker (MHz)	Reading (dBuV)	Correction Factor (dB)	Detector	Test Result (dBuV/m)	Compliance Limit (dBuV/m)	Margin (dB)	Antenna Height (cm)	Table Azimuth (degree)
V	172.745	15.39	14.03	PK	29.42	43.5	14.08	110	170
	612.024	10.35	22.62	PK	32.97	46	13.03	325	200
	2359.9158	34.26	2.10	AV	36.36	54	17.64	115	165
	3259.9158	50.79	2.10	PK	52.89	74	21.11	115	165

Mode C

CH 1

Antenna Polarization	Frequency Marker (MHz)	Reading (dBuV)	Correction Factor (dB)	Detector	Test Result (dBuV/m)	Compliance Limit (dBuV/m)	Margin (dB)	Antenna Height (cm)	Table Azimuth (degree)
H	172.404	18.26	14.03	PK	32.29	43.5	11.21	325	175
	612.024	14.43	22.63	PK	37.06	46	8.94	120	200
	2311.8236	44.11	2.11	PK	46.22	54	7.78	125	310

Registration number: W6M20703-7950-C-1
 FCC ID: RXZ-WM81RL

Antenna Polarization	Frequency Marker (MHz)	Reading (dBuV)	Correction Factor (dB)	Detector	Test Result (dBuV/m)	Compliance Limit (dBuV/m)	Margin (dB)	Antenna Height (cm)	Table Azimuth (degree)
V	172.745	14.87	14.03	PK	28.90	43.5	14.60	130	175
	612.024	12.11	22.63	PK	34.74	46	11.26	320	200
	2321.4428	49.98	2.11	PK	52.09	74	21.91	130	300
	2321.4428	34.38	2.11	AV	36.49	54	17.51	130	300

Ch6

Antenna Polarization	Frequency Marker (MHz)	Reading (dBuV)	Correction Factor (dB)	Detector	Test Result (dBuV/m)	Compliance Limit (dBuV/m)	Margin (dB)	Antenna Height (cm)	Table Azimuth (degree)
H	172.745	18.48	14.03	PK	32.51	43.5	10.99	320	175
	613.627	13.40	22.63	PK	36.03	46	9.97	125	200
	2332.6653	46.66	2.11	PK	48.77	54	5.23	130	245

Antenna Polarization	Frequency Marker (MHz)	Reading (dBuV)	Correction Factor (dB)	Detector	Test Result (dBuV/m)	Compliance Limit (dBuV/m)	Margin (dB)	Antenna Height (cm)	Table Azimuth (degree)
V	172.064	16.00	14.03	PK	30.03	43.50	13.47	125	175
	610.420	12.03	22.63	PK	34.66	46.00	11.34	325	200
	2370.3406	51.26	2.08	PK	53.34	74.00	20.66	125	100
	2370.3406	33.28	2.08	AV	35.36	54.00	18.64	125	100

Ch11

Antenna Polarization	Frequency Marker (MHz)	Reading (dBuV)	Correction Factor (dB)	Detector	Test Result (dBuV/m)	Compliance Limit (dBuV/m)	Margin (dB)	Antenna Height (cm)	Table Azimuth (degree)
H	171.723	17.17	14.03	AV	31.2	43.5	12.30	315	175
	608.817	12.32	22.62	PK	34.94	46	11.06	120	200
	2336.6733	42.69	2.10	PK	44.79	54	9.21	110	170

Antenna Polarization	Frequency Marker (MHz)	Reading (dBuV)	Correction Factor (dB)	Detector	Test Result (dBuV/m)	Compliance Limit (dBuV/m)	Margin (dB)	Antenna Height (cm)	Table Azimuth (degree)
V	172.064	15.83	14.03	PK	29.86	43.50	13.64	120	175
	613.627	11.04	22.62	PK	33.66	46.00	12.34	320	200
	2356.7134	51.19	2.09	PK	53.28	74.00	20.72	120	200
	2356.7134	33.41	2.09	AV	35.50	54.00	18.50	120	200

Registration number: W6M20703-7950-C-1
 FCC ID: RXZ-WM81RL

Mode D
CH 1

Antenna Polarization	Frequency Marker (MHz)	Reading (dBuV)	Correction Factor (dB)	Detector	Test Result (dBuV/m)	Compliance Limit (dBuV/m)	Margin (dB)	Antenna Height (cm)	Table Azimuth (degree)
H	172.745	18.08	14.03	PK	32.11	43.5	11.39	325	175
	613.627	15.16	22.63	PK	37.79	46	8.21	120	200
	2379.1583	48.59	2.07	PK	50.66	54	3.34	130	300

Antenna Polarization	Frequency Marker (MHz)	Reading (dBuV)	Correction Factor (dB)	Detector	Test Result (dBuV/m)	Compliance Limit (dBuV/m)	Margin (dB)	Antenna Height (cm)	Table Azimuth (degree)
V	172.745	13.39	14.03	PK	27.42	43.5	16.08	130	175
	612.024	11.86	22.63	PK	34.49	46	11.51	320	205
	2387.1743	50.47	2.07	PK	52.54	74	21.46	105	275
	2387.1743	38.70	2.07	AV	40.77	54	13.23	105	275

Ch4

Antenna Polarization	Frequency Marker (MHz)	Reading (dBuV)	Correction Factor (dB)	Detector	Test Result (dBuV/m)	Compliance Limit (dBuV/m)	Margin (dB)	Antenna Height (cm)	Table Azimuth (degree)
H	171.382	17.63	14.03	PK	31.66	43.5	11.84	315	170
	613.627	13.61	22.63	PK	36.24	46	9.76	120	200
	2378.3567	41.23	2.07	PK	43.3	54	10.7	110	205

Antenna Polarization	Frequency Marker (MHz)	Reading (dBuV)	Correction Factor (dB)	Detector	Test Result (dBuV/m)	Compliance Limit (dBuV/m)	Margin (dB)	Antenna Height (cm)	Table Azimuth (degree)
V	172.064	13.93	14.03	PK	27.96	43.5	15.54	120	170
	613.627	12.37	22.63	PK	35	46	11	320	200
	2370.3408	50.41	2.07	PK	52.48	74	21.52	135	240
	2370.3408	33.69	2.07	AV	35.76	54	18.24	135	240

Ch7

Antenna Polarization	Frequency Marker (MHz)	Reading (dBuV)	Correction Factor (dB)	Detector	Test Result (dBuV/m)	Compliance Limit (dBuV/m)	Margin (dB)	Antenna Height (cm)	Table Azimuth (degree)
H	173.086	18.43	14.03	PK	32.46	43.5	11.04	310	175
	608.817	13.77	22.62	PK	36.39	46	9.61	120	205
	2534.3086	40.60	2.10	PK	42.70	54	11.30	140	305

Registration number: W6M20703-7950-C-1
 FCC ID: RXZ-WM81RL

Antenna Polarization	Frequency Marker (MHz)	Reading (dBUV)	Correction Factor (dB)	Detector	Test Result (dBUV/m)	Compliance Limit (dBUV/m)	Margin (dB)	Antenna Height (cm)	Table Azimuth (degree)
V	172.745	14.47	14.03	PK	28.50	43.5	15.00	125	175
	610.420	12.22	22.62	PK	34.84	46	11.16	325	205
	2351.022	49.23	2.10	PK	51.33	74	22.67	120	210
	2351.022	36.56	2.10	AV	38.66	54	15.34	120	210

- Note**
- 1. Correction Factor = Antenna factor + Cable loss - Preamplifier**
 - 2. The formula of measured value as: Test Result = Reading + Correction Factor**
 - 3. Detector function in the form : PK = Peak, QP = Quasi Peak, AV = Average**
 - 4. All not in the table noted test results are more than 20 dB below the relevant limits.**

Freq. – Frequency Range:

- 1: 30 - 200 MHz
- 2: 200 - 1000 MHz
- 3: 1 - 4 GHz
- 4: 4 - 8 GHz
- 5: 8 - 12 GHz
- 6: 12 - 17 GHz
- 7: 17 - 26.5 GHz

TEST RESULT (Transmitter): The unit DOES meet the FCC requirements.

Test equipment used: ETSTW-RE003 ETSTW-RE 004 ETSTW-RE 017 ETSTW-RE 028
 ETSTW-RE029 ETSTW-RE 030 ETSTW-RE 042 ETSTW-RE 043
 ETSTW-RE 044

Comment: see attached diagrams in Appendix.

Registration number: W6M20703-7950-C-1
 FCC ID: RXZ-WM81RL

3.6 Minimum 6 dB Bandwidth

The analyzer ResBW was set to 100 kHz. For each RF output channel investigated, the spectrum analyzer center frequency was set to the channel carrier. A PEAK reading was taken, two markers were set 6 dB below the maximum level on the right and the left side of the emission. The 6 dB bandwidth is the frequency difference between the two markers.

Mode A

Test conditions		6 dB Bandwidth		
		Channel 1	Channel 6	Channel 11
T _{nom} = 23°C	V _{nom} = 3.3 V	10.929487179MHz	10.929487179MHz	10.544871795MHz

Mode B

Test conditions		6 dB Bandwidth		
		Channel 1	Channel 6	Channel 11
T _{nom} = 23°C	V _{nom} = 3.3 V	16.506410256MHz	16.538461538MHz	16.570512821MHz

Mode C

Test conditions		6 dB Bandwidth		
		Channel 1	Channel 6	Channel 11
T _{nom} = 23°C	V _{nom} = 3.3 V	17.756410256MHz	17.788461538MHz	17.788461538MHz

Mode D

Test conditions		6 dB Bandwidth		
		Channel 1	Channel 4	Channel 7
T _{nom} = 23°C	V _{nom} = 3.3 V	36.089743590MHz	36.410256410MHz	36.153846154MHz

Limits:

Frequency Range MHz	Limits
902-928	min 500 kHz
2400-2483.5	min 500 kHz
5725-5850	min 500 kHz

Test equipment used: ETSTW-RE 003 ETSTW-RE 004 ETSTW-RE 055

Comment: see attached diagrams in Appendix.

Registration number: W6M20703-7950-C-1
 FCC ID: RXZ-WM81RL

3.7 Peak Power Spectral Density

Peak Power Spectral density is a measured at low, middle and high channel.
 The peak output power is measured with a measurement bandwidth of 10 MHz and displayed on diagram together with Peak Power Spectral Density result which was measured with a bandwidth of 3 kHz, appreciate frequency span and sweep time.

Mode A

Test conditions		Peak Power Spectral Density (3 kHz)		
		Channel 1 [dBm]	Channel 6 [dBm]	Channel 11 [dBm]
$T_{nom} = 23^{\circ}\text{C}$	$V_{nom} = 3.3 \text{ V}$	-11.04	-12.06	-13.04

Mode B

Test conditions		Peak Power Spectral Density (3 kHz)		
		Channel 1 [dBm]	Channel 6 [dBm]	Channel 11 [dBm]
$T_{nom} = 23^{\circ}\text{C}$	$V_{nom} = 3.3 \text{ V}$	-13.49	-13.67	-14.54

Mode C

Test conditions		Peak Power Spectral Density (3 kHz)		
		Channel 1 [dBm]	Channel 6 [dBm]	Channel 11 [dBm]
$T_{nom} = 23^{\circ}\text{C}$	$V_{nom} = 3.3 \text{ V}$	-14.15	-14.16	-14.39

Mode D

Test conditions		Peak Power Spectral Density (3 kHz)		
		Channel 1 [dBm]	Channel 4 [dBm]	Channel 7 [dBm]
$T_{nom} = 23^{\circ}\text{C}$	$V_{nom} = 3.3 \text{ V}$	-12.06	-12.31	-12.12

Registration number: W6M20703-7950-C-1
FCC ID: RXZ-WM81RL

Limits:

Frequency Range MHz	dBm
902-928	8
2400-2483,5	8
5725-5850	8

Test equipment used: ETSTW-RE 003 ETSTW-RE 004 ETSTW-RE 055

Comment: see attached diagrams in Appendix.

Registration number: W6M20703-7950-C-1
 FCC ID: RXZ-WM81RL

3.8 Radiated Emission from Digital Part And Receiver L.O.

FCC Rule: 15.109

Receiver

**Mode A
 CH 1**

Antenna Polarization	Frequency Marker (MHz)	Reading (dBuV)	Correction Factor (dB)	Detector	Test Result (dBuV/m)	Compliance Limit (dBuV/m)	Margin (dB)	Antenna Height (cm)	Table Azimuth (degree)
H	599.198	14.20	22.57	PK	36.77	46	9.23	130	125
	3218.2436	39.81	0.31	PK	40.12	54	13.88	125	200
	7631.2845	39.64	7.14	PK	46.78	54	7.22	105	290

Antenna Polarization	Frequency Marker (MHz)	Reading (dBuV)	Correction Factor (dB)	Detector	Test Result (dBuV/m)	Compliance Limit (dBuV/m)	Margin (dB)	Antenna Height (cm)	Table Azimuth (degree)
V	634.469	14.50	22.89	PK	37.39	46	8.61	310	300
	3218.2436	42.84	0.31	PK	43.15	54	10.85	125	200
	7792.0216	38.73	7.64	PK	46.37	54	7.63	120	105

CH 6

Antenna Polarization	Frequency Marker (MHz)	Reading (dBuV)	Correction Factor (dB)	Detector	Test Result (dBuV/m)	Compliance Limit (dBuV/m)	Margin (dB)	Antenna Height (cm)	Table Azimuth (degree)
H	640.822	14.14	23.02	PK	37.16	46	8.84	110	280
	3248.4969	40.17	0.27	PK	40.44	54	13.56	130	100
	7670.5943	39.01	7.41	PK	46.42	54	7.58	105	260

Antenna Polarization	Frequency Marker (MHz)	Reading (dBuV)	Correction Factor (dB)	Detector	Test Result (dBuV/m)	Compliance Limit (dBuV/m)	Margin (dB)	Antenna Height (cm)	Table Azimuth (degree)
V	668.136	14.01	23.36	PK	37.37	46	8.63	320	200
	3248.4969	42.87	0.27	PK	43.14	54	10.86	130	100
	7726.7445	38.63	7.63	PK	46.26	54	7.74	110	140

Registration number: W6M20703-7950-C-1
 FCC ID: RXZ-WM81RL

CH 11

Antenna Polarization	Frequency Marker (MHz)	Reading (dBuV)	Correction Factor (dB)	Detector	Test Result (dBuV/m)	Compliance Limit (dBuV/m)	Margin (dB)	Antenna Height (cm)	Table Azimuth (degree)
H	620.040	14.57	22.68	PK	37.25	46	8.75	110	145
	3284.5691	40.80	0.22	PK	41.02	54	12.98	110	260
	7431.2211	39.82	6.35	PK	46.17	54	7.83	130	155

Antenna Polarization	Frequency Marker (MHz)	Reading (dBuV)	Correction Factor (dB)	Detector	Test Result (dBuV/m)	Compliance Limit (dBuV/m)	Margin (dB)	Antenna Height (cm)	Table Azimuth (degree)
V	636.072	13.51	22.93	PK	36.44	46	9.56	315	305
	3284.5691	43.72	0.22	PK	43.94	54	10.06	110	260
	7751.8144	39.25	7.63	PK	46.88	54	7.12	145	250

Mode B

CH 1

Antenna Polarization	Frequency Marker (MHz)	Reading (dBuV)	Correction Factor (dB)	Detector	Test Result (dBuV/m)	Compliance Limit (dBuV/m)	Margin (dB)	Antenna Height (cm)	Table Azimuth (degree)
H	631.236	4.72	22.83	PK	27.55	46	18.45	120	250
	3218.2436	39.64	0.21	PK	39.85	54	14.15	125	200
	7431.3215	40.15	6.35	PK	46.50	54	7.50	100	225

Antenna Polarization	Frequency Marker (MHz)	Reading (dBuV)	Correction Factor (dB)	Detector	Test Result (dBuV/m)	Compliance Limit (dBuV/m)	Margin (dB)	Antenna Height (cm)	Table Azimuth (degree)
V	632.866	13.66	22.85	PK	36.51	46	9.49	300	300
	3218.2436	43.29	0.31	PK	43.60	54	10.40	125	200
	7670.9437	39.08	7.41	PK	46.49	54	7.51	140	280

CH 6

Antenna Polarization	Frequency Marker (MHz)	Reading (dBuV)	Correction Factor (dB)	Detector	Test Result (dBuV/m)	Compliance Limit (dBuV/m)	Margin (dB)	Antenna Height (cm)	Table Azimuth (degree)
H	637.675	14.24	22.95	PK	37.19	46	8.81	130	210
	3248.4969	39.43	0.27	PK	39.70	54	14.30	130	100
	7784.2278	39.19	7.63	PK	46.82	54	7.18	120	155

Registration number: W6M20703-7950-C-1
 FCC ID: RXZ-WM81RL

Antenna Polarization	Frequency Marker (MHz)	Reading (dBuV)	Correction Factor (dB)	Detector	Test Result (dBuV/m)	Compliance Limit (dBuV/m)	Margin (dB)	Antenna Height (cm)	Table Azimuth (degree)
V	913.427	9.81	27.12	PK	36.93	46	9.07	300	200
	3248.4969	43.57	0.27	PK	43.84	54.00	10.16	130	100
	7695.4649	39.20	7.59	PK	46.79	54	7.21	125	200

CH 11

Antenna Polarization	Frequency Marker (MHz)	Reading (dBuV)	Correction Factor (dB)	Detector	Test Result (dBuV/m)	Compliance Limit (dBuV/m)	Margin (dB)	Antenna Height (cm)	Table Azimuth (degree)
H	621.643	14.56	22.69	PK	37.25	46	8.75	110	300
	3284.5691	40.61	0.22	PK	40.83	54	13.17	110	260
	7439.0226	39.93	6.41	PK	46.34	54	7.66	130	275

Antenna Polarization	Frequency Marker (MHz)	Reading (dBuV)	Correction Factor (dB)	Detector	Test Result (dBuV/m)	Compliance Limit (dBuV/m)	Margin (dB)	Antenna Height (cm)	Table Azimuth (degree)
V	639.279	14.10	23.00	PK	37.10	46	8.90	315	305
	3284.5691	43.80	0.22	PK	44.02	54	9.98	110	260
	7743.4321	39.02	7.63	PK	46.65	54	7.35	140	300

**Mode C
 CH 1**

Antenna Polarization	Frequency Marker (MHz)	Reading (dBuV)	Correction Factor (dB)	Detector	Test Result (dBuV/m)	Compliance Limit (dBuV/m)	Margin (dB)	Antenna Height (cm)	Table Azimuth (degree)
H	629.659	14.72	22.81	PK	37.53	46	8.47	115	310
	3218.2436	39.91	0.31	PK	40.22	54	13.78	125	200
	7263.3415	39.95	6.85	PK	46.80	54	7.20	125	175

Antenna Polarization	Frequency Marker (MHz)	Reading (dBuV)	Correction Factor (dB)	Detector	Test Result (dBuV/m)	Compliance Limit (dBuV/m)	Margin (dB)	Antenna Height (cm)	Table Azimuth (degree)
V	634.469	14.45	22.90	PK	37.35	46	8.65	310	310
	3218.2436	43.06	0.31	PK	43.37	54	10.63	125	200
	7350.8274	40.16	6.26	PK	46.42	54	7.58	135	115

Registration number: W6M20703-7950-C-1
 FCC ID: RXZ-WM81RL

CH 6

Antenna Polarization	Frequency Marker (MHz)	Reading (dBUV)	Correction Factor (dB)	Detector	Test Result (dBUV/m)	Compliance Limit (dBUV/m)	Margin (dB)	Antenna Height (cm)	Table Azimuth (degree)
H	618.437	14.26	22.67	PK	36.93	46	9.07	130	270
	3248.4969	39.5	0.27	PK	39.77	54	14.23	130	100
	7991.7792	38.98	7.38	PK	46.36	54	7.64	110	210

Antenna Polarization	Frequency Marker (MHz)	Reading (dBUV)	Correction Factor (dB)	Detector	Test Result (dBUV/m)	Compliance Limit (dBUV/m)	Margin (dB)	Antenna Height (cm)	Table Azimuth (degree)
V	640.882	14.61	23.02	PK	37.63	46	8.37	310	180
	3248.4969	43.69	0.27	PK	43.96	54	10.04	130	100
	7654.6629	39.41	7.30	PK	46.71	54	7.29	120	310

CH 11

Antenna Polarization	Frequency Marker (MHz)	Reading (dBUV)	Correction Factor (dB)	Detector	Test Result (dBUV/m)	Compliance Limit (dBUV/m)	Margin (dB)	Antenna Height (cm)	Table Azimuth (degree)
H	632.866	14.01	22.87	PK	36.88	46	9.12	120	300
	3284.5691	39.60	0.22	PK	39.82	54	14.18	110	260
	7647.0755	39.11	7.25	PK	46.36	54	7.64	125	340

Antenna Polarization	Frequency Marker (MHz)	Reading (dBUV)	Correction Factor (dB)	Detector	Test Result (dBUV/m)	Compliance Limit (dBUV/m)	Margin (dB)	Antenna Height (cm)	Table Azimuth (degree)
V	693.788	14.49	23.76	PK	38.25	46	7.75	300	275
	3284.5691	43.44	0.22	PK	43.66	54	10.34	110	260
	7431.2114	39.91	6.35	PK	46.26	54	7.74	130	140

Mode D

CH 1

Antenna Polarization	Frequency Marker (MHz)	Reading (dBUV)	Correction Factor (dB)	Detector	Test Result (dBUV/m)	Compliance Limit (dBUV/m)	Margin (dB)	Antenna Height (cm)	Table Azimuth (degree)
H	626.453	14.03	22.71	PK	36.74	46	9.26	115	340
	3230.4609	39.35	0.30	PK	39.65	54	14.35	120	240
	7455.1128	40.42	6.51	PK	46.93	54	7.07	120	310

Registration number: W6M20703-7950-C-1
 FCC ID: RXZ-WM81RL

Antenna Polarization	Frequency Marker (MHz)	Reading (dBUV)	Correction Factor (dB)	Detector	Test Result (dBUV/m)	Compliance Limit (dBUV/m)	Margin (dB)	Antenna Height (cm)	Table Azimuth (degree)
V	644.088	13.77	23.10	PK	36.87	46	9.13	325	75
	3230.4609	42.85	0.30	PK	43.15	54	10.85	120	240
	7808.0758	38.97	7.64	PK	46.61	54	7.39	110	120

CH 6

Antenna Polarization	Frequency Marker (MHz)	Reading (dBUV)	Correction Factor (dB)	Detector	Test Result (dBUV/m)	Compliance Limit (dBUV/m)	Margin (dB)	Antenna Height (cm)	Table Azimuth (degree)
H	599.198	15.07	22.57	PK	37.64	46	8.36	100	205
	3248.4969	41.39	0.27	PK	41.66	54	12.34	105	305
	7694.8015	38.68	7.58	PK	46.26	54	7.74	130	270

Antenna Polarization	Frequency Marker (MHz)	Reading (dBUV)	Correction Factor (dB)	Detector	Test Result (dBUV/m)	Compliance Limit (dBUV/m)	Margin (dB)	Antenna Height (cm)	Table Azimuth (degree)
V	955.110	9.15	27.84	PK	36.99	46	9.01	305	220
	3248.4969	43.34	0.27	PK	43.61	54	10.39	105	303
	7976.080	38.92	7.64	PK	46.56	54	7.44	115	180

CH 11

Antenna Polarization	Frequency Marker (MHz)	Reading (dBUV)	Correction Factor (dB)	Detector	Test Result (dBUV/m)	Compliance Limit (dBUV/m)	Margin (dB)	Antenna Height (cm)	Table Azimuth (degree)
H	634.469	15.30	22.90	PK	38.20	46	7.80	115	200
	3272.545	39.74	0.24	PK	39.98	54	14.02	130	260
	7726.9414	39.06	7.63	PK	46.69	54	7.31	120	160

Antenna Polarization	Frequency Marker (MHz)	Reading (dBUV)	Correction Factor (dB)	Detector	Test Result (dBUV/m)	Compliance Limit (dBUV/m)	Margin (dB)	Antenna Height (cm)	Table Azimuth (degree)
V	640.882	13.83	23.02	PK	36.85	46	9.15	325	140
	3272.545	42.97	0.24	PK	43.21	54	10.79	130	260
	7968.0911	38.74	7.37	PK	46.11	54	7.89	110	300

Registration number: W6M20703-7950-C-1
 FCC ID: RXZ-WM81RL

Digital

Antenna Polarization	Frequency Marker (MHz)	Reading (dBuv)	Correction Factor (dB)	Detector	Test Result (dBuV/m)	Compliance Limit (dBuV/m)	Margin (dB)	Antenna Height (cm)	Table Azimuth (degree)
H	33.406	8.44	12.38	PK	20.82	30	9.18	310	240
	143.788	13.36	14.3	QP	27.66	30	2.34	300	180
	192.505	15.78	11.98	PK	27.76	30	2.24	325	270
	204.809	15.84	11.68	PK	27.52	30	2.48	294	310
	230.000	14.67	12.63	PK	27.30	30	2.7	280	300
	643.086	11.4	23.1	QP	34.50	37	2.5	250	70

Antenna Polarization	Frequency Marker (MHz)	Reading (dBuv)	Correction Factor (dB)	Detector	Test Result (dBuV/m)	Compliance Limit (dBuV/m)	Margin (dB)	Antenna Height (cm)	Table Azimuth (degree)
V	33.406	10.1	12.38	PK	22.48	30	7.52	180	245
	85.871	11.52	9.29	PK	20.81	30	9.19	175	180
	118.917	10.07	12.55	PK	22.62	30	7.38	200	275
	642.905	10.13	23.67	QP	33.8	37	3.2	263	114
	913.426	7.85	25.6	PK	33.45	37	3.55	295	240

- Note**
1. Correction Factor = Antenna factor + Cable loss - Preamplifier
 2. The formula of measured value as: Test Result = Reading + Correction Factor
 3. Detector function in the form : PK = Peak, QP = Quasi Peak, AV = Average
 4. All not in the table noted test results are more than 20 dB below the relevant limits.

Except for Class A digital devices, the field strength of radiated emissions from unintentional radiators at a distance of 3 meters shall not exceed the following values:

Frequency of Emission (MHz)	Field Strength (microvolts/meter)	Field Strength (dBmicrovolts/meter)
30 – 88	100	40.0
88 – 216	150	43.5
216 – 960	200	46.0
Above 960	500	54.0

Test equipment used: ETSTW-RE 003 ETSTW-RE 004 ETSTW-RE 017 ETSTW-RE 028
 ETSTW-RE 029 ETSTW-RE 030 ETSTW-RE 042 ETSTW-RE 043
 ETSTW-RE 044

Comment: see attached diagrams in Appendix.

Registration number: W6M20703-7950-C-1
 FCC ID: RXZ-WM81RL

3.9 Power Line Conducted Emission

For an intentional radiator which is designed to be connected to the public utility (AC) power line, the radio frequency voltage that is conducted back onto the AC line on any frequency or frequencies within the band 150 kHz to 30 MHz shall not exceed the limits in the table bellows with this provision shall be based on the measurement of the radio frequency voltage between each power line and ground at the power terminals.

This measurement was transact first with instrumentation using an average and peak detector and a 10 kHz bandwidth. If the peak detector achieves a calculated level, the measurement is repeated by an instrumentation using a quasi-peak detector.

Frequency	Level (dBµV)	
	quasi-peak	average
150 kHz	lower limit line	Lower limit line

LISN type	Frequency Marker	Reading (dBuV)		Correction Factor	Test Result (dBuV)		Compliance Limit (dBuV)		Margin (dB)	
		QP	AV		dB	QP	AV	QP	AV	QP
N	MHz	QP	AV	dB	QP	AV	QP	AV	QP	AV
	0.205	41.16	32.91	10.1	51.26	43.01	63.41	53.41	12.15	10.4
	0.52	33.42	27.01	10.1	43.52	37.11	56	46	12.48	8.89
	10.06	34.75	27.15	10.1	44.85	37.25	60	50	15.15	12.75

LISN type	Frequency Marker	Reading (dBuV)		Correction Factor	Test Result (dBuV)		Compliance Limit (dBuV)		Margin (dB)	
		QP	AV		dB	QP	AV	QP	AV	QP
L1	MHz	QP	AV	dB	QP	AV	QP	AV	QP	AV
	0.155	43.71	19.71	10.1	53.81	29.81	65.73	55.73	11.92	25.92
	0.21	38.77	33.66	10.1	48.87	43.76	63.21	53.21	14.34	9.45
	0.525	32.92	27.17	10.1	43.02	37.27	56	46	12.98	8.73
	3.6	35.19	16.42	10.1	45.29	26.52	56	46	10.71	19.48
	10.4	34.58	27.17	10.1	44.68	37.27	60	50	15.32	12.73

- Note:**
1. The formula of measured value as: **Test Result = Reading + Correction Factor**
 2. The **Correction Factor = Cable Loss + LISN Insertion Loss + Pulse Limit Loss**
 3. Detector function in the form : **PK = Peak, QP = Quasi Peak, AV = Average**
 4. All not in the table noted test results are more than 20 dB below the relevant limits.

Registration number: W6M20703-7950-C-1
FCC ID: RXZ-WM81RL

Limits:

Frequency of Emission (MHz)	Conducted Limit (dBuV)	
	Quasi Peak	Average
0.15-0.5	66 to 56	56 to 46
0.5-5	56	46
5-30	60	50

Test equipment used: ETSTW-CE 001 ETSTW-CE 003 ETSTW-CE 004 ETSTW-CE 006
ETSTW-CE 011

Comment: see attached diagrams in Appendix.

Registration number: W6M20703-7950-C-1
FCC ID: RXZ-WM81RL

Appendix

A Measurement diagrams

1. Peak Output Power

2. Spurious Emissions radiated

(The measurement diagrams plots attached below are preliminary wideband scan with a peak detector for reference only. The final test results are listed on section 3.5)

3. Band Edge Measurement

4. Minimum 6dB Bandwidth

5. Peak Power Spectral Density

6. Radiated Emissions from Receiver Section of Transceiver

(The measurement diagrams plots attached below are preliminary wideband scan with a peak detector for reference only. The final test results are listed on section 3.8)

7. Power Line Conducted Emission

(The measurement diagrams plots attached below are preliminary wideband scan with a peak and average detector for reference only. The final test results are listed on section 3.9)

B Photos

1. External Photos

2. Internal Photos

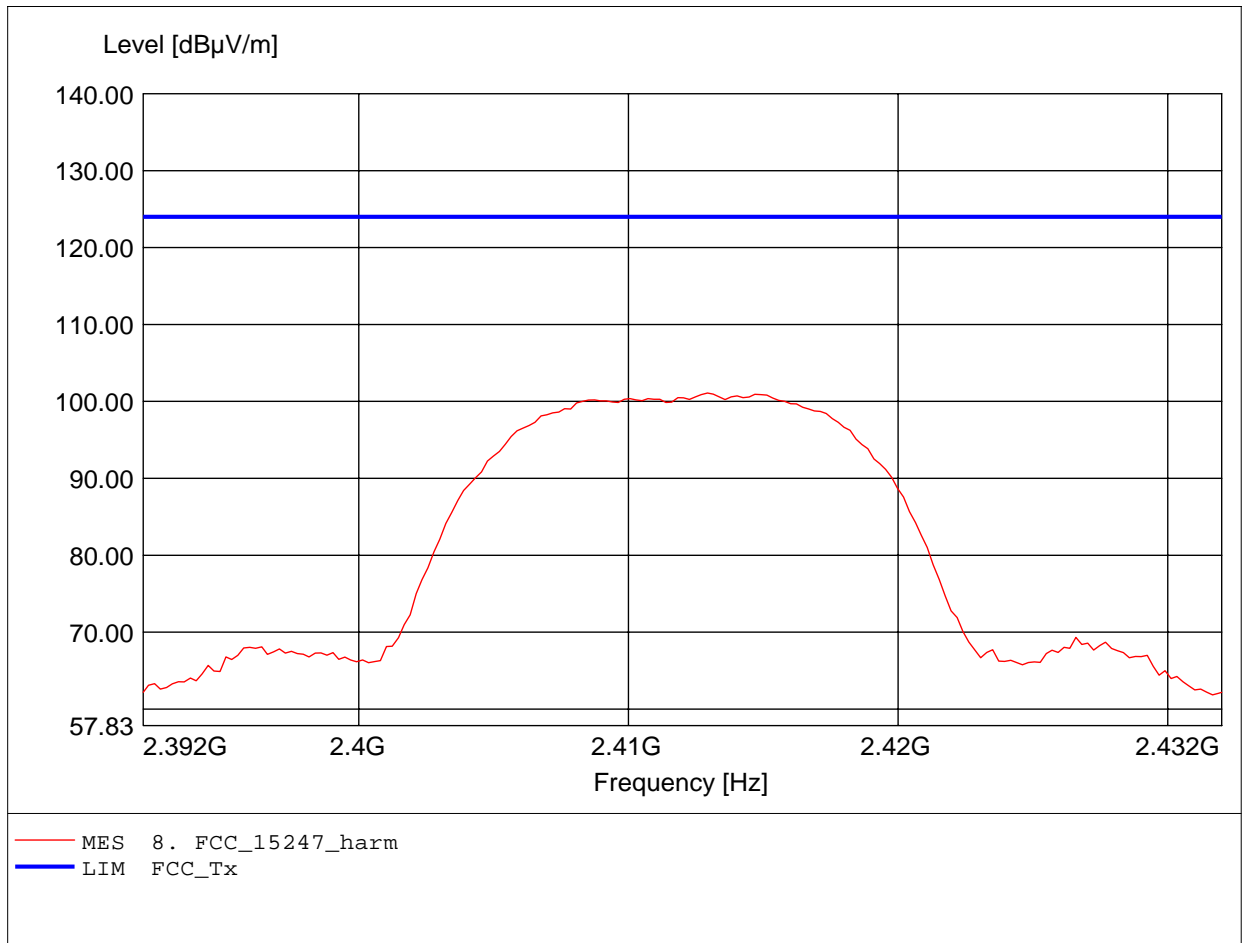
3. Set Up Photo of Radiated Emission

4. Set Up Photo of Conducted Emission

Carrier power (Field Strength)

FCC RULES PART 15, SUBPART C / LP 0002

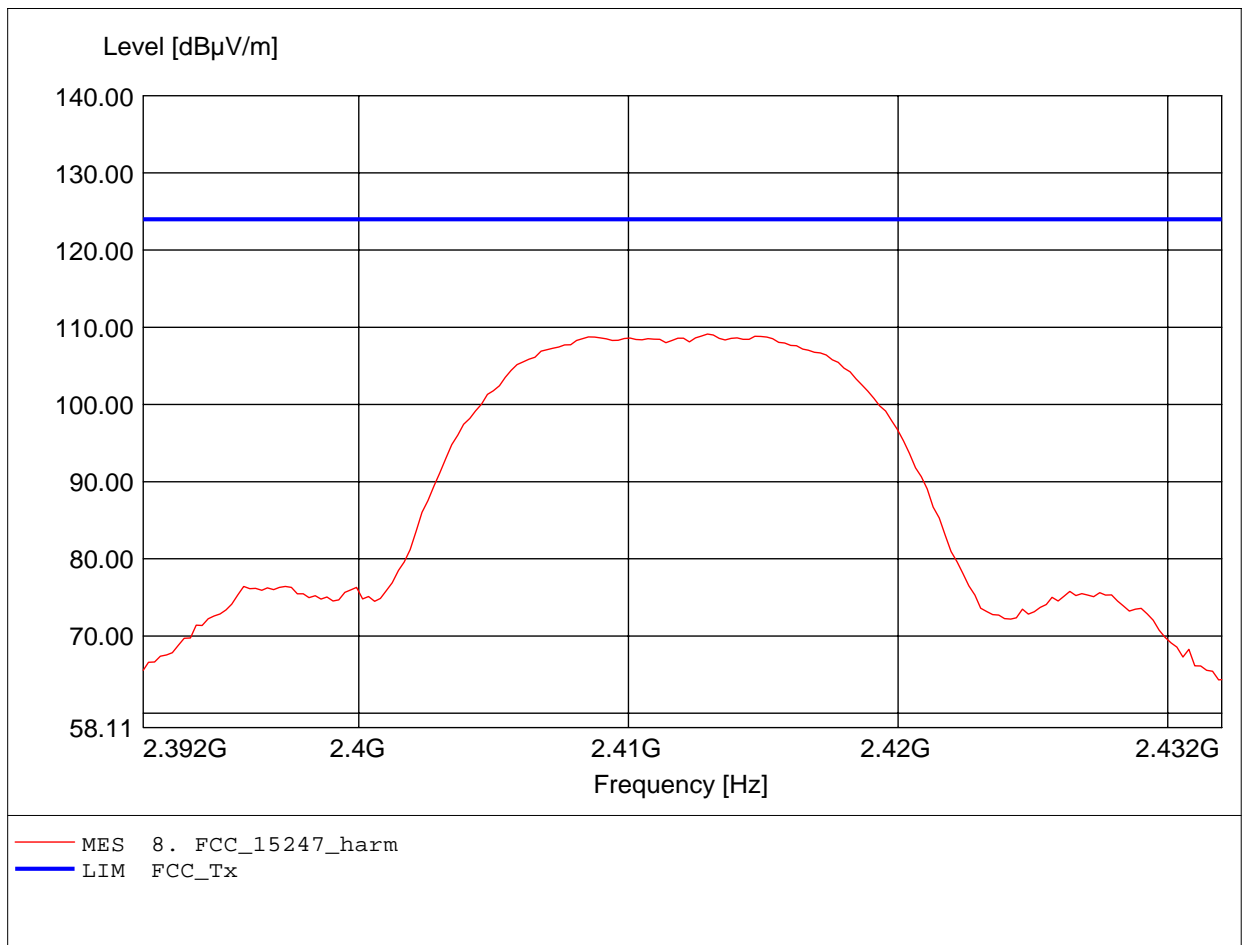
Order Number: W6M20703-7950 802.11b ch1
Test Site / Operator: ETS / Derek
Temperature: Temp.: 23.9°C
Test Specification: according to §15.247
Comment 1: Ant.: HL025
Freq: 2.413GHz, Emax: 101.09dBµV/m, RBW: 1MHz



Carrier power (Field Strength)

FCC RULES PART 15, SUBPART C / LP 0002

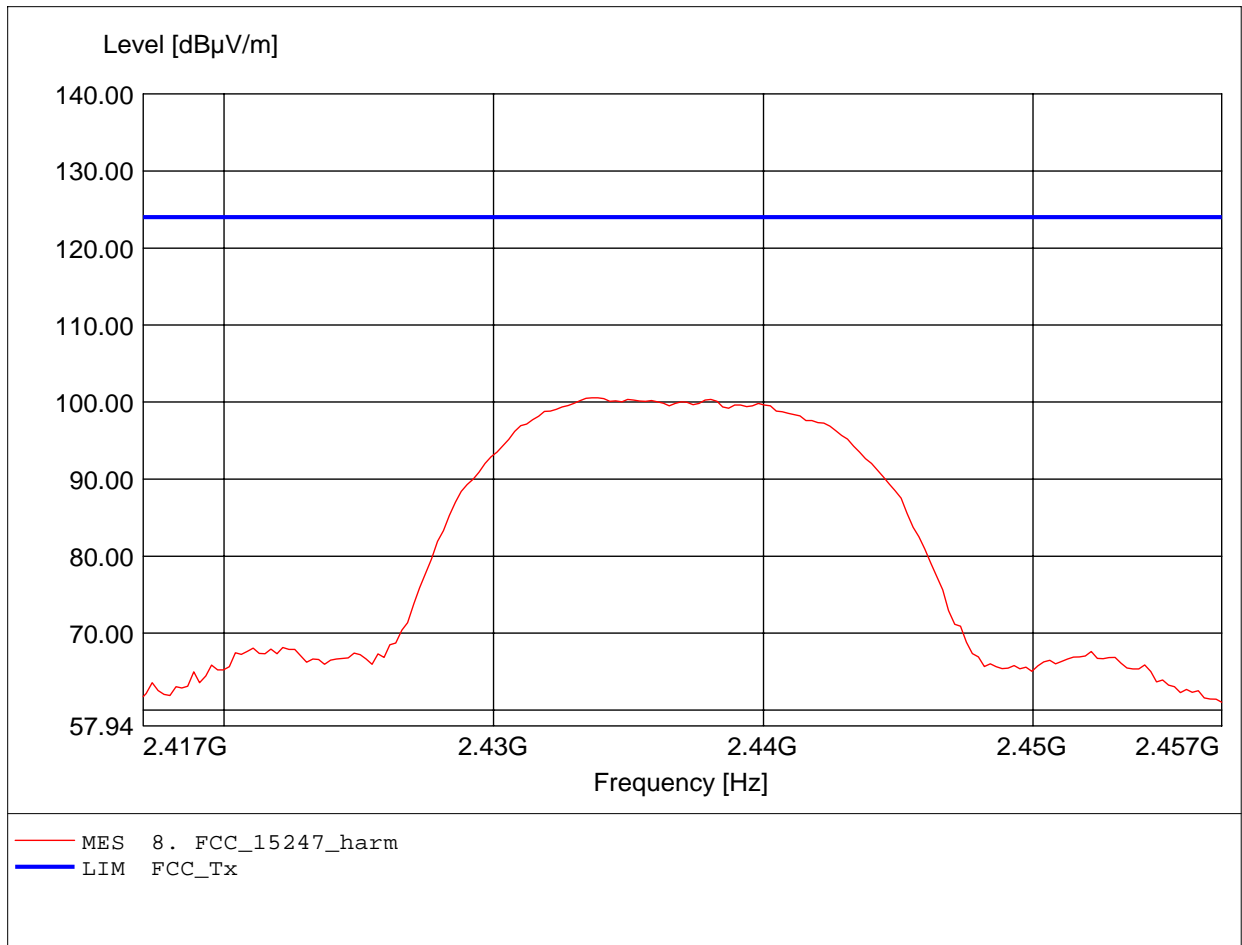
Order Number: W6M20703-7950 802.11b ch1
Test Site / Operator: ETS / Derek
Temperature: Temp.: 23.9°C
Test Specification: according to §15.247
Comment 1: Ant.: HL025
Freq: 2.413GHz, Emax: 109.13dBµV/m, RBW: 1MHz



Carrier power (Field Strength)

FCC RULES PART 15, SUBPART C / LP 0002

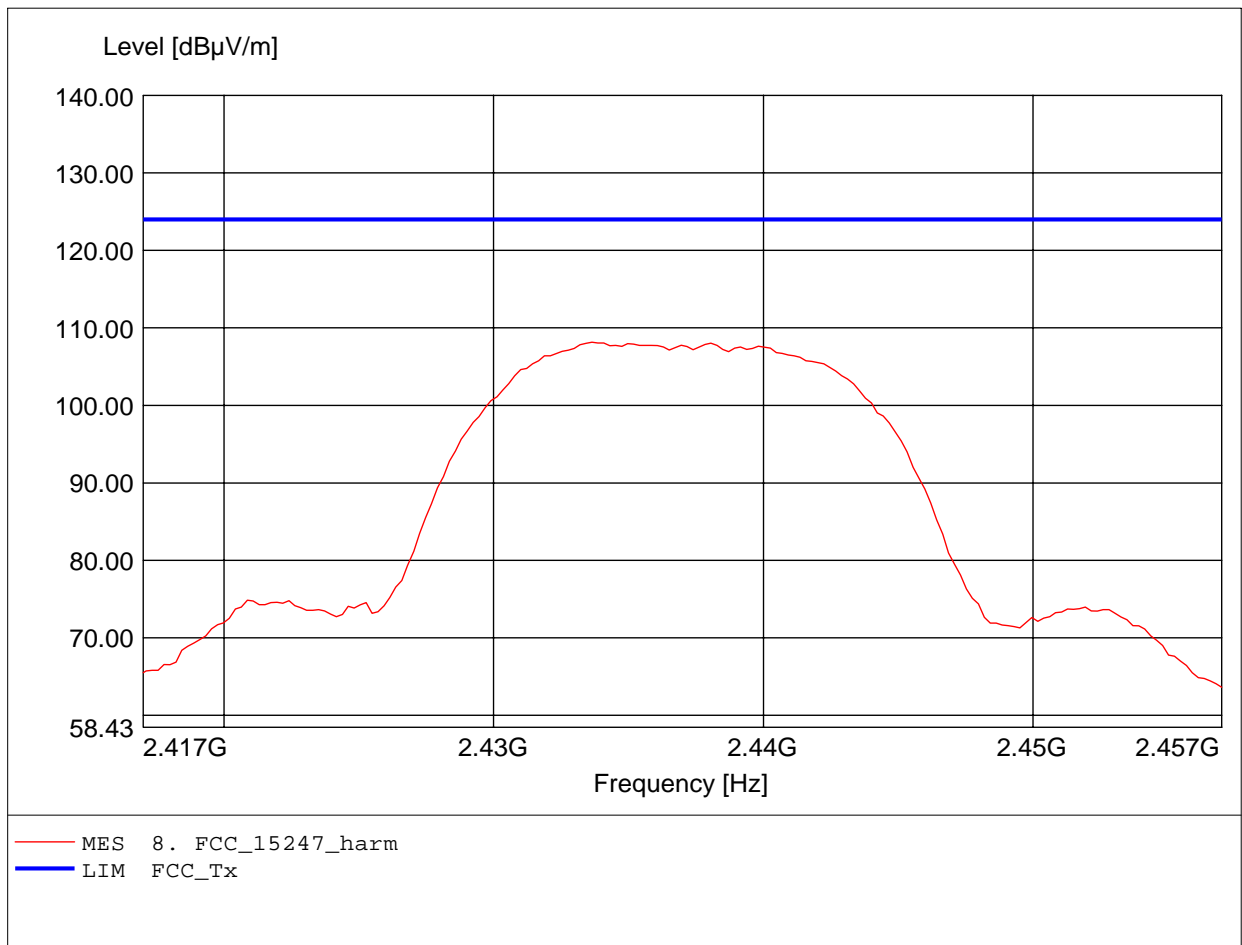
Order Number: W6M20703-7950 802.11b ch6
Test Site / Operator: ETS / Derek
Temperature: Temp.: 23.9°C
Test Specification: according to §15.247
Comment 1: Ant.: HL025
Freq: 2.434GHz, Emax: 100.55dBµV/m, RBW: 1MHz



Carrier power (Field Strength)

FCC RULES PART 15, SUBPART C / LP 0002

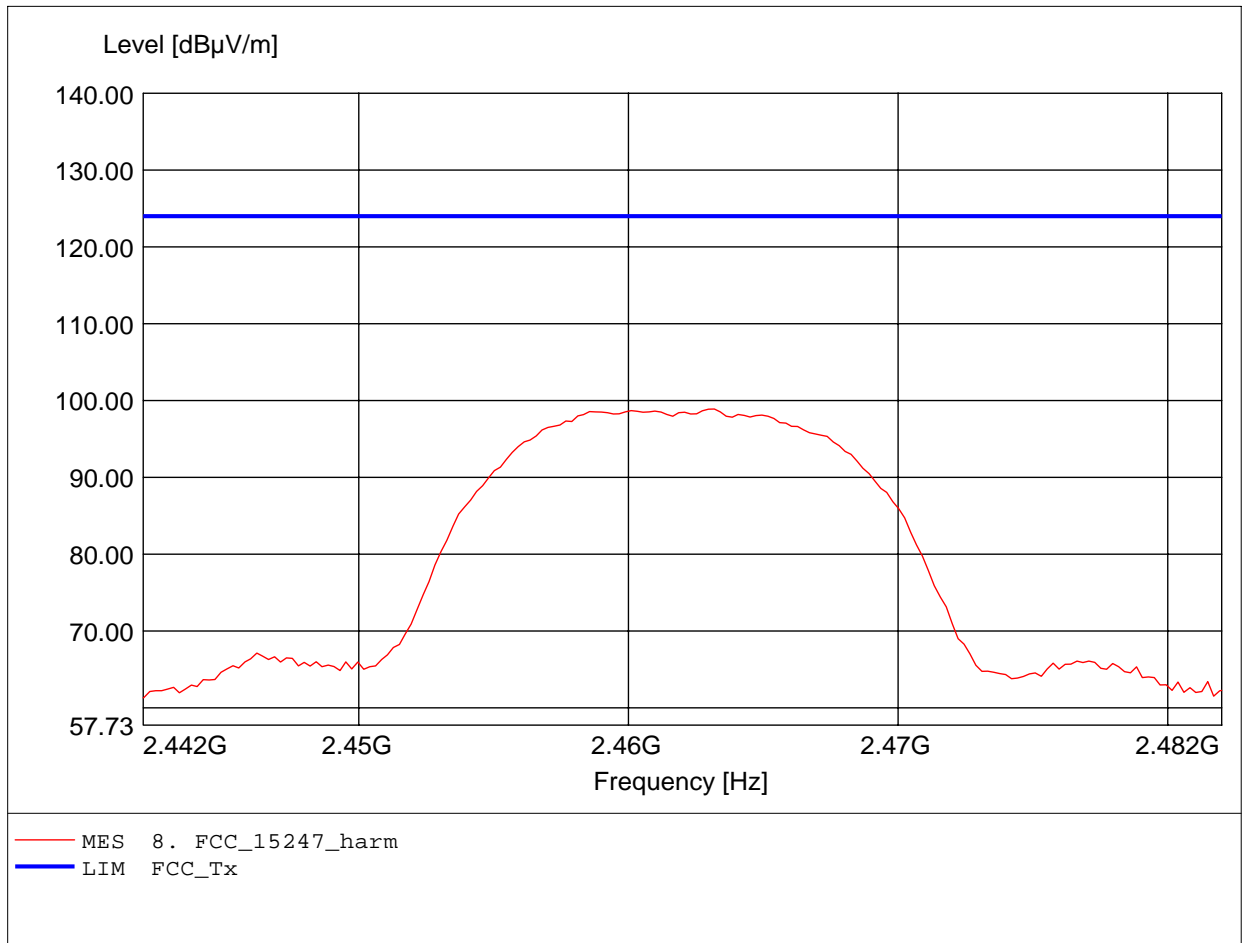
Order Number: W6M20703-7950 802.11b ch6
Test Site / Operator: ETS / Derek
Temperature: Temp.: 23.9°C
Test Specification: according to §15.247
Comment 1: Ant.: HL025
Freq: 2.434GHz, Emax: 108.14dBµV/m, RBW: 1MHz



Carrier power (Field Strength)

FCC RULES PART 15, SUBPART C / LP 0002

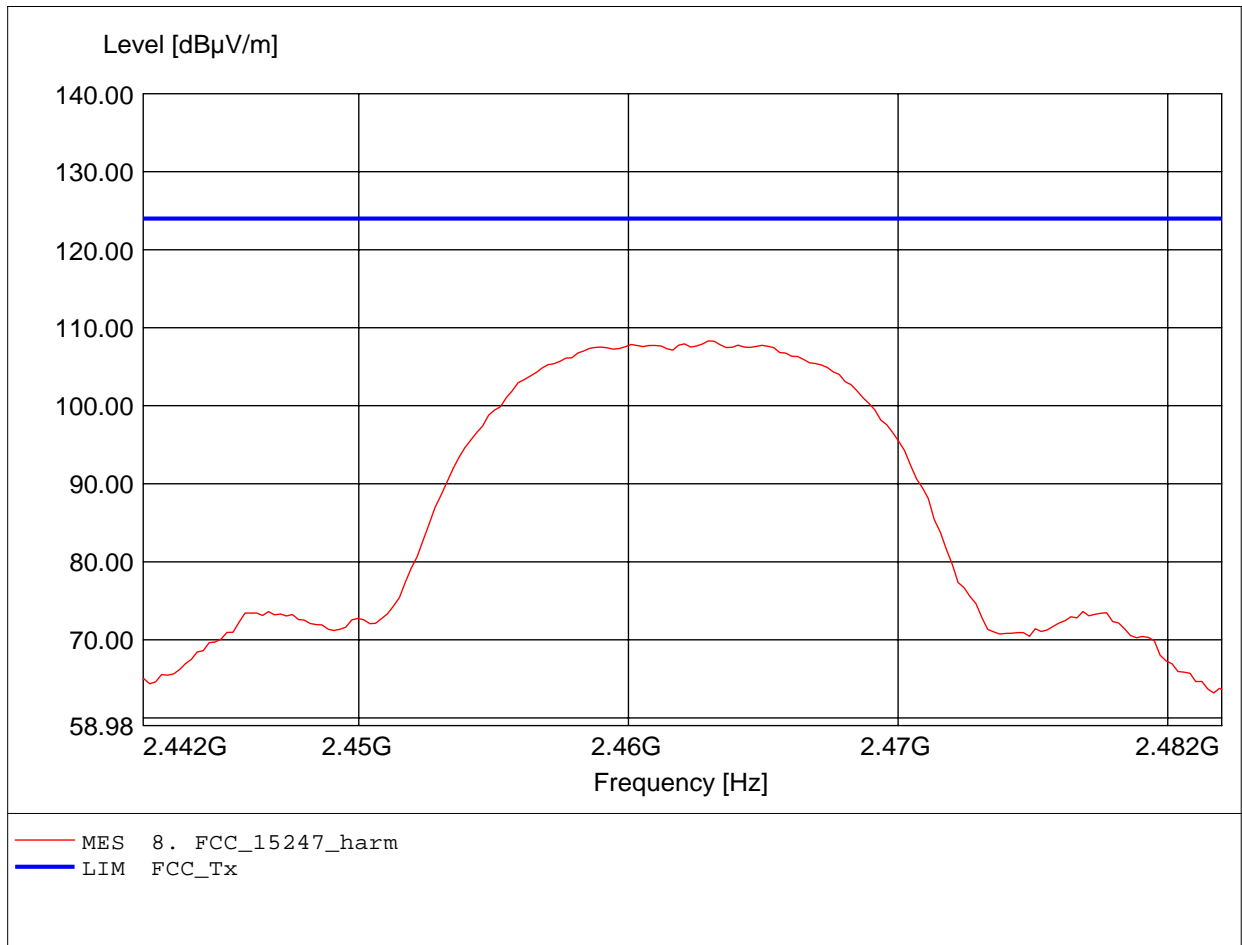
Order Number: W6M20703-7950 802.11b ch11
Test Site / Operator: ETS / Derek
Temperature: Temp.: 23.9°C
Test Specification: according to §15.247
Comment 1: Ant.: HL025
Freq: 2.463GHz, Emax: 98.92dBµV/m, RBW: 1MHz



Carrier power (Field Strength)

FCC RULES PART 15, SUBPART C / LP 0002

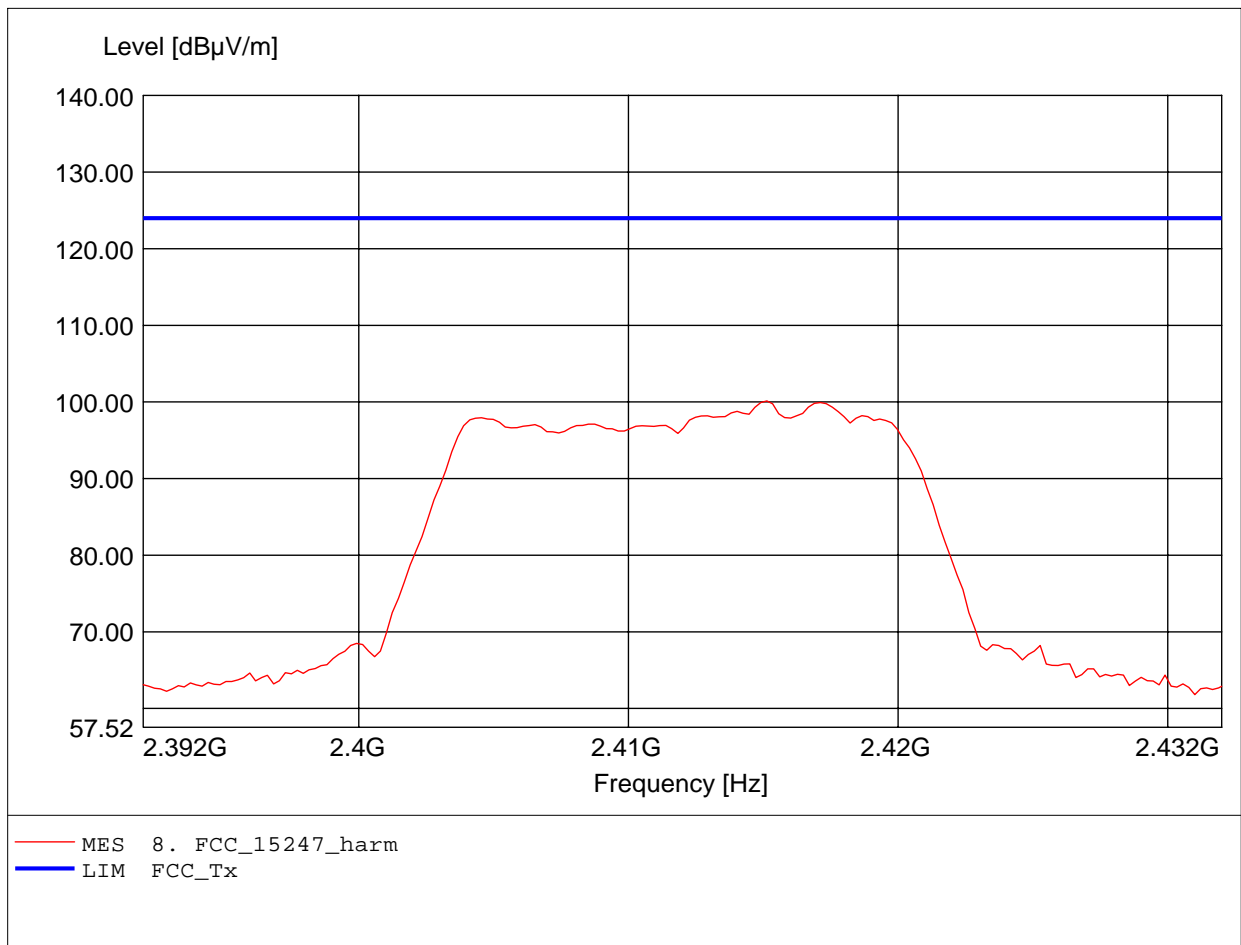
Order Number: W6M20703-7950 802.11b ch11
Test Site / Operator: ETS / Derek
Temperature: Temp.: 23.9°C
Test Specification: according to §15.247
Comment 1: Ant.: HL025
Freq: 2.463GHz, Emax: 108.32dBµV/m, RBW: 1MHz



Carrier power (Field Strength)

FCC RULES PART 15, SUBPART C / LP 0002

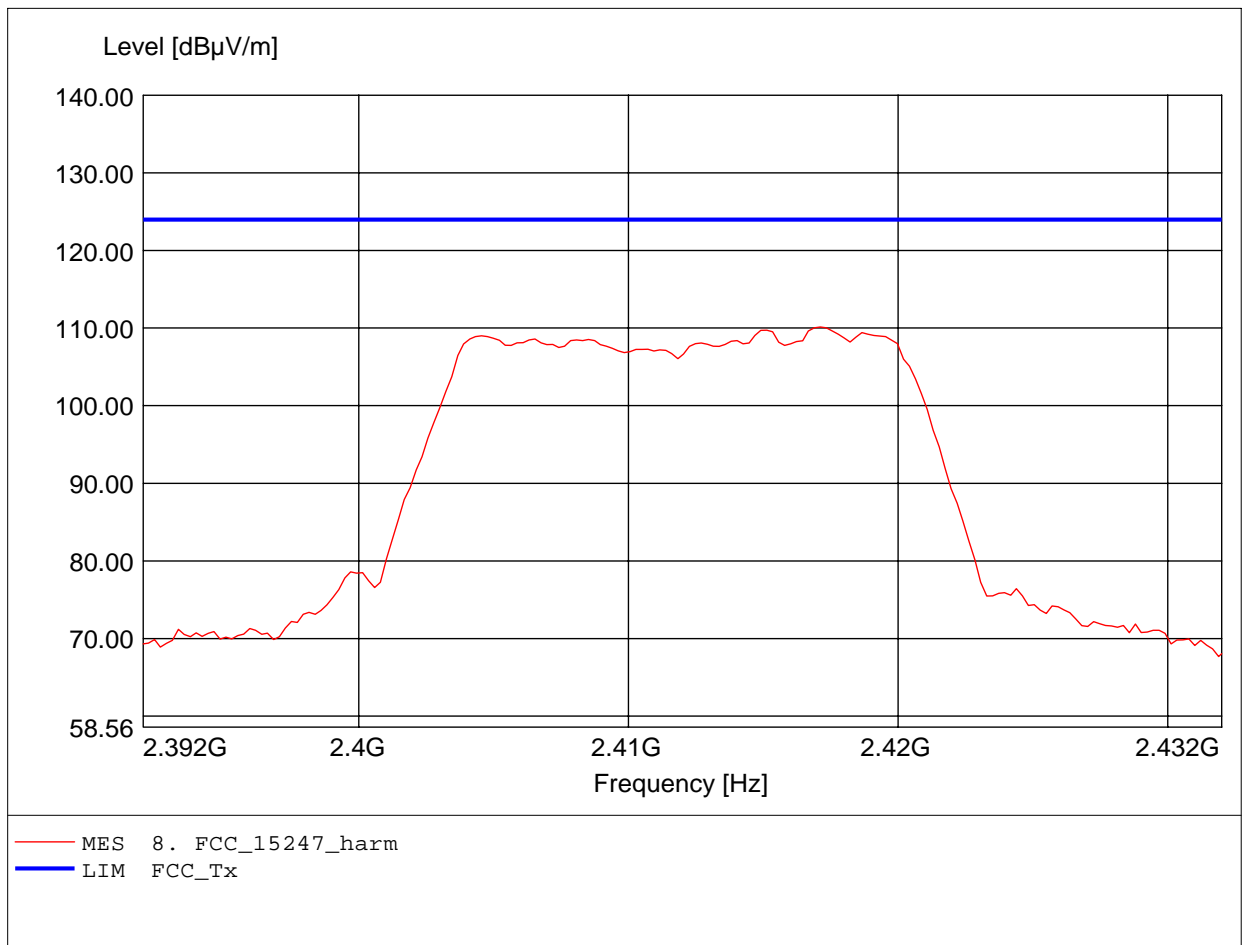
Order Number: W6M20703-7950 802.11g ch1
Test Site / Operator: ETS / Derek
Temperature: Temp.: 23.9°C
Test Specification: according to §15.247
Comment 1: Ant.: HL025
Freq: 2.415GHz, Emax: 100.14dBµV/m, RBW: 1MHz



Carrier power (Field Strength)

FCC RULES PART 15, SUBPART C / LP 0002

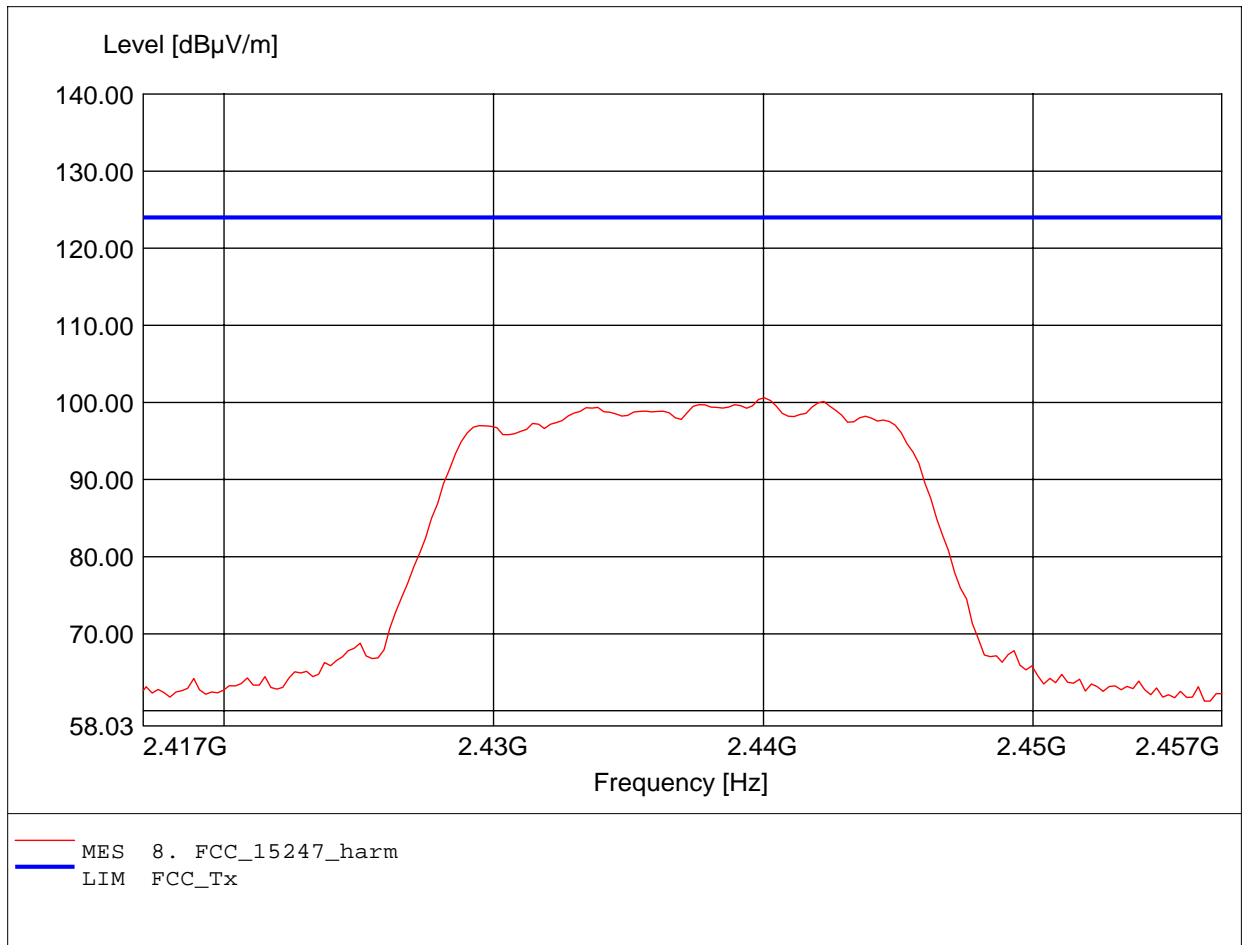
Order Number: W6M20703-7950 802.11g ch1
Test Site / Operator: ETS / Derek
Temperature: Temp.: 23.9°C
Test Specification: according to §15.247
Comment 1: Ant.: HL025
Freq: 2.417GHz, Emax: 110.15dBµV/m, RBW: 1MHz



Carrier power (Field Strength)

FCC RULES PART 15, SUBPART C / LP 0002

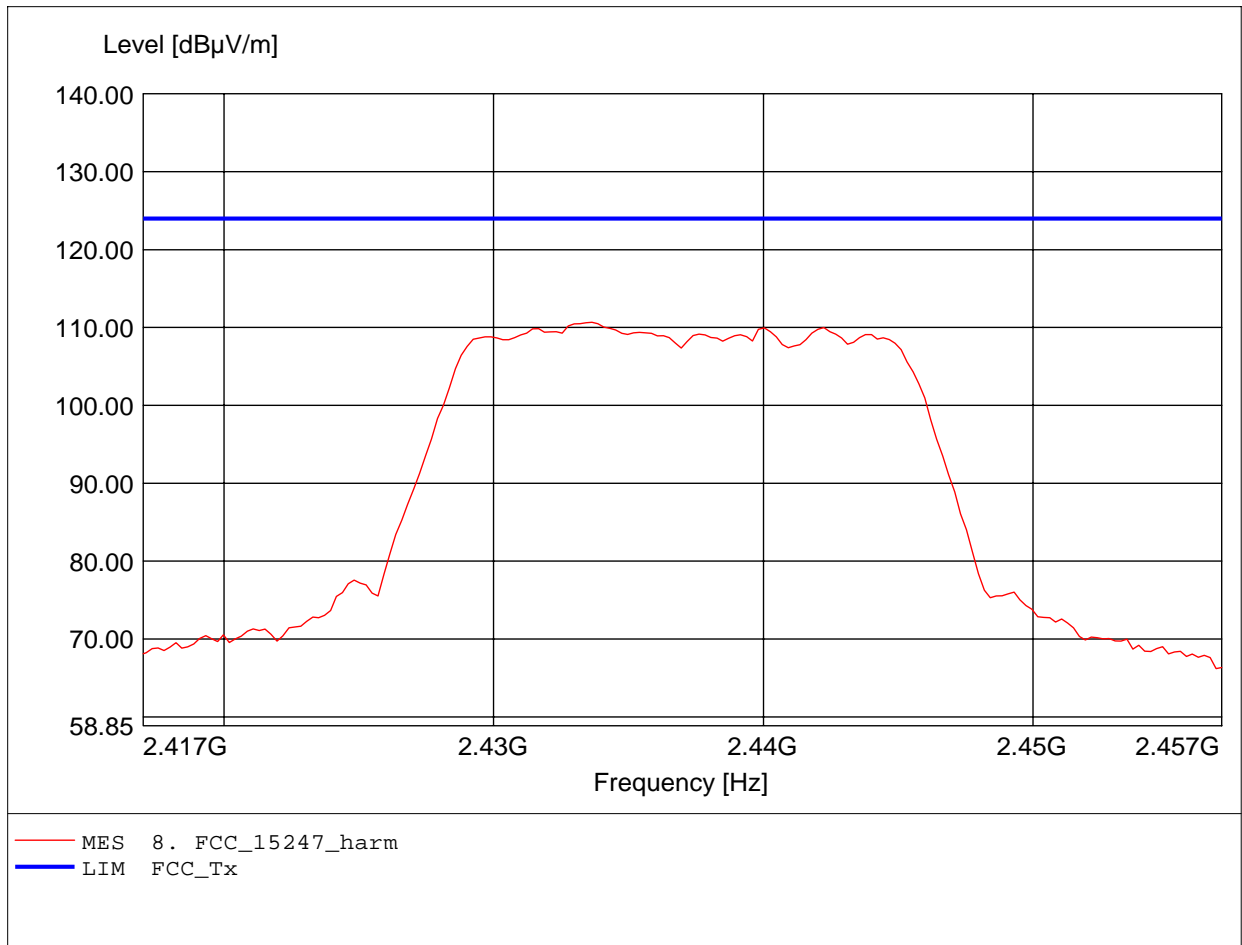
Order Number: W6M20703-7950 802.11g ch6
Test Site / Operator: ETS / Derek
Temperature: Temp.: 23.9°C
Test Specification: according to §15.247
Comment 1: Ant.: HL025
Freq: 2.440GHz, Emax: 100.60dBµV/m, RBW: 1MHz



Carrier power (Field Strength)

FCC RULES PART 15, SUBPART C / LP 0002

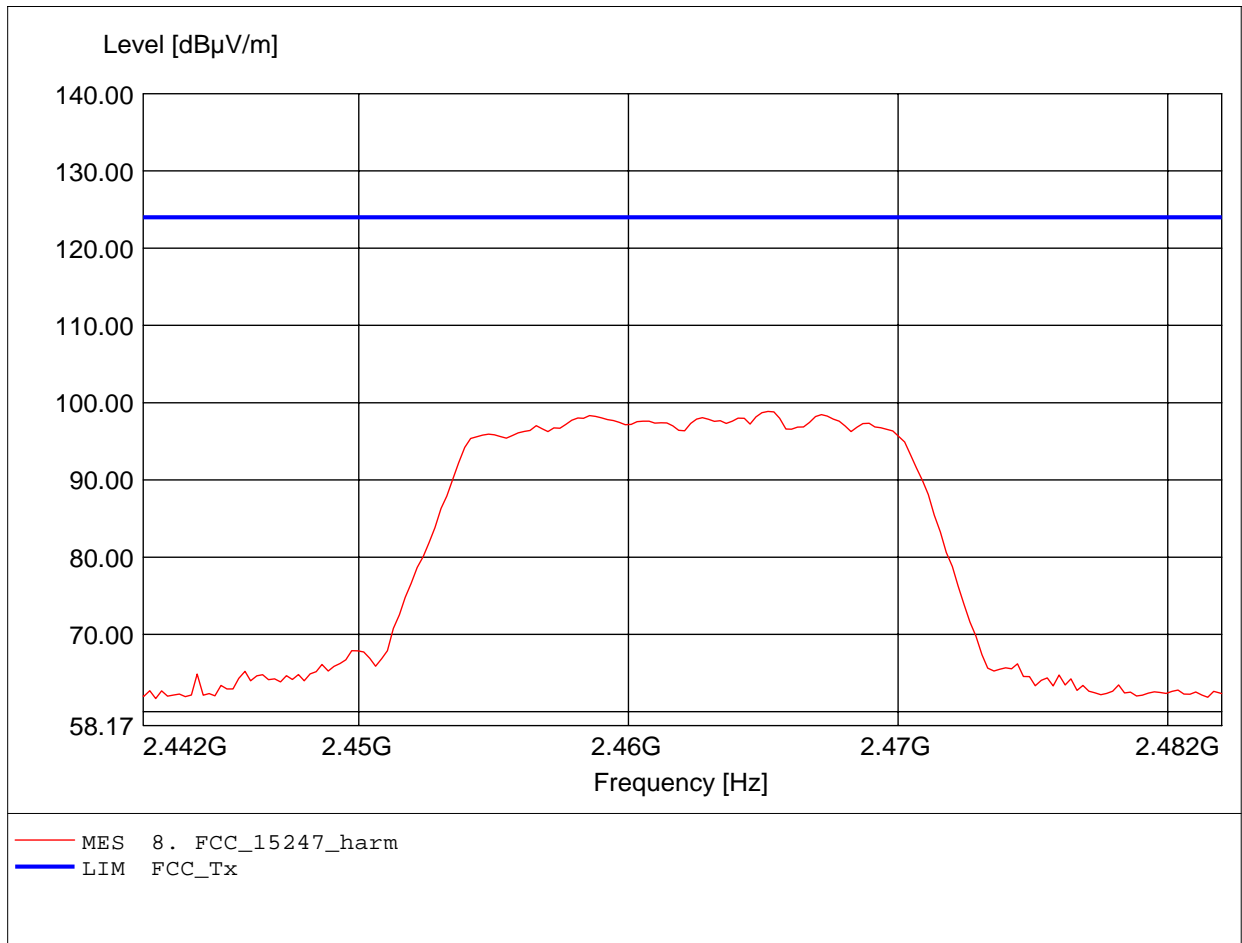
Order Number: W6M20703-7950 802.11g ch6
Test Site / Operator: ETS / Derek
Temperature: Temp.: 23.9°C
Test Specification: according to §15.247
Comment 1: Ant.: HL025
Freq: 2.434GHz, Emax: 110.68dBµV/m, RBW: 1MHz



Carrier power (Field Strength)

FCC RULES PART 15, SUBPART C / LP 0002

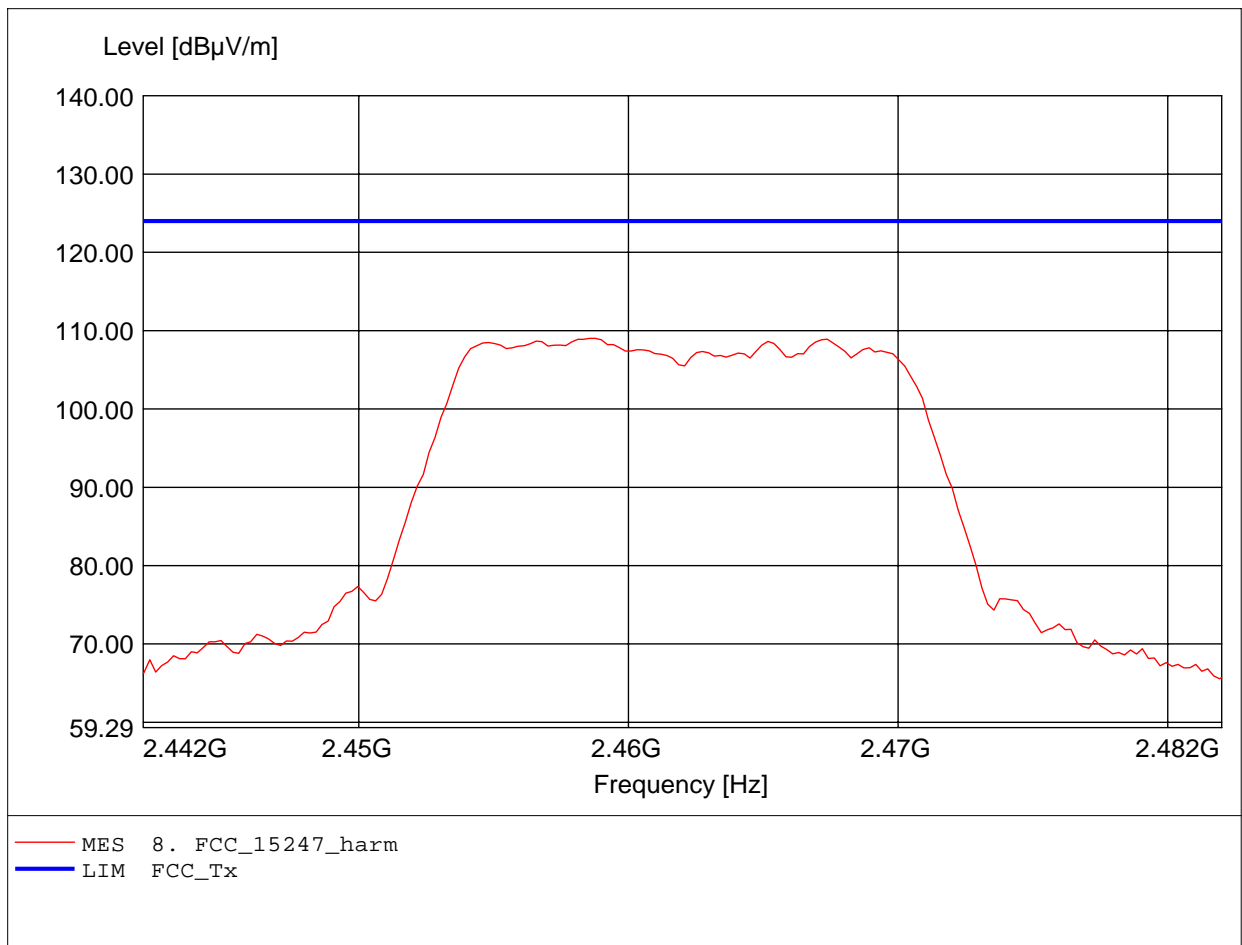
Order Number: W6M20703-7950 802.11g ch11
Test Site / Operator: ETS / Derek
Temperature: Temp.: 23.9°C
Test Specification: according to §15.247
Comment 1: Ant.: HL025
Freq: 2.465GHz, Emax: 98.86dBµV/m, RBW: 1MHz



Carrier power (Field Strength)

FCC RULES PART 15, SUBPART C / LP 0002

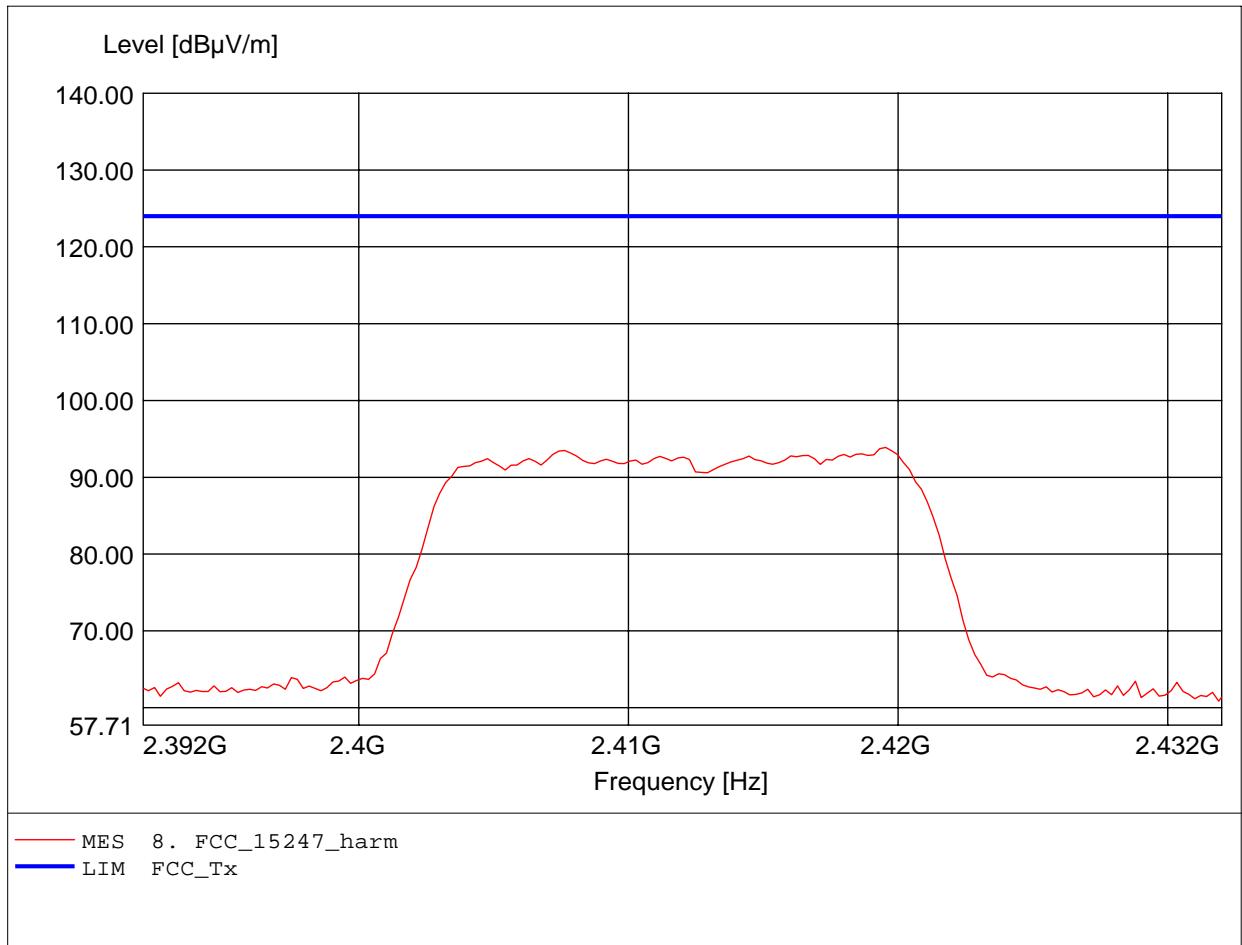
Order Number: W6M20703-7950 802.11g ch11
Test Site / Operator: ETS / Derek
Temperature: Temp.: 23.9°C
Test Specification: according to §15.247
Comment 1: Ant.: HL025
Freq: 2.459GHz, Emax: 109.03dBµV/m, RBW: 1MHz



Carrier power (Field Strength)

FCC RULES PART 15, SUBPART C / LP 0002

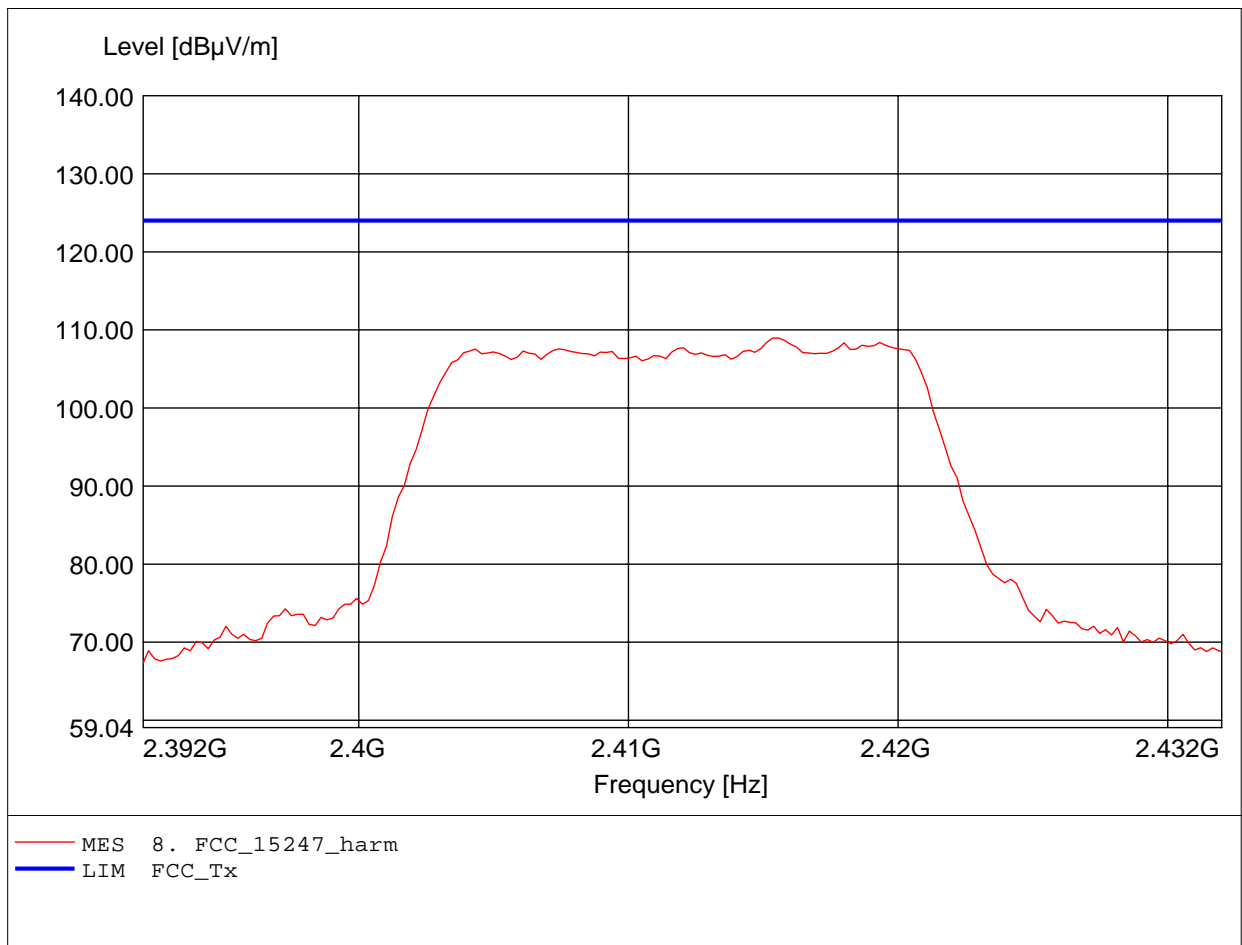
Order Number: W6M20703-7950 802.11n (20M) ch1
Test Site / Operator: ETS / Derek
Temperature: Temp.: 23.9°C
Test Specification: according to §15.247
Comment 1: Ant.: HL025
Freq: 2.420GHz, Emax: 93.89dBµV/m, RBW: 1MHz



Carrier power (Field Strength)

FCC RULES PART 15, SUBPART C / LP 0002

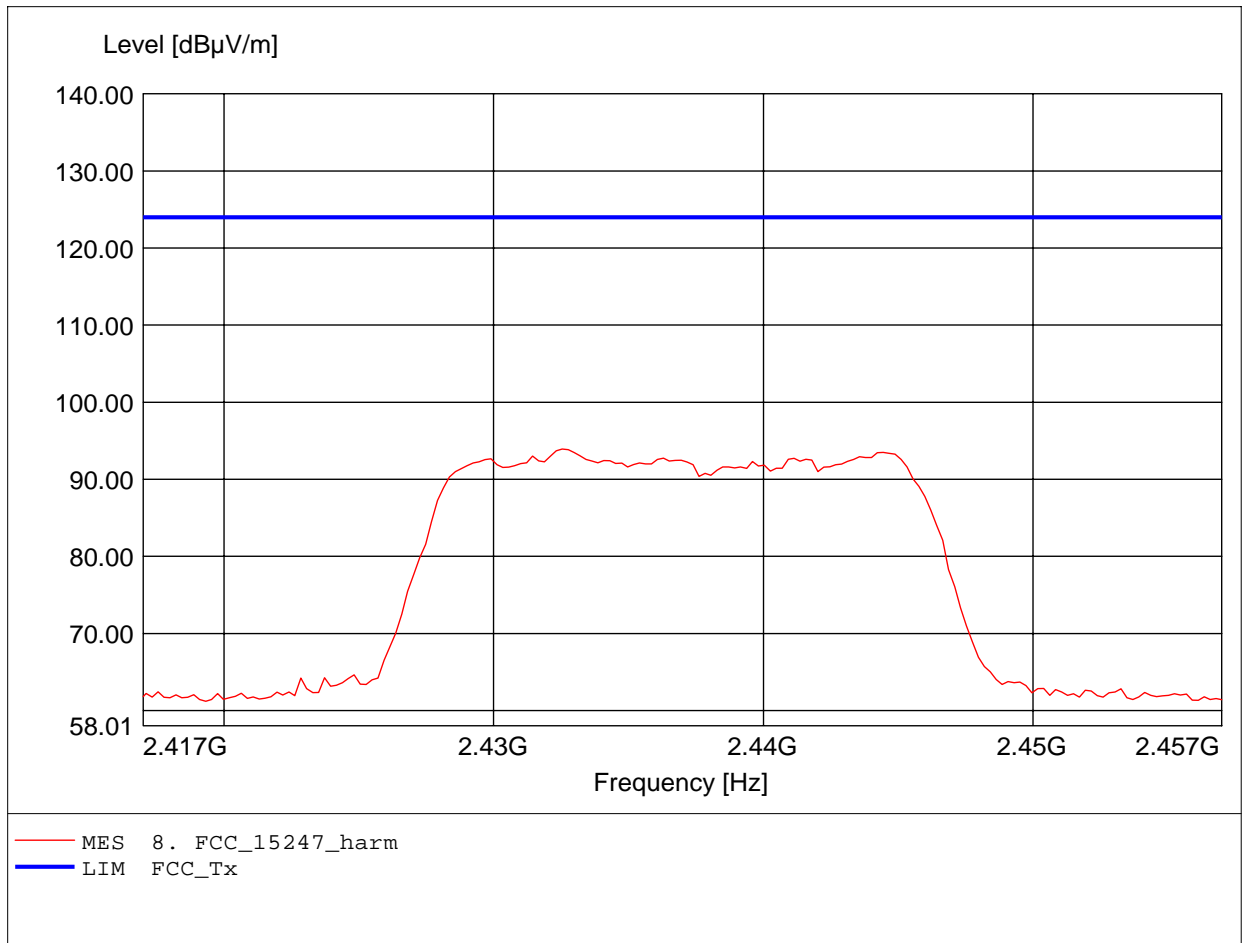
Order Number: W6M20703-7950 802.11n (20M) ch1
Test Site / Operator: ETS / Derek
Temperature: Temp.: 23.9°C
Test Specification: according to §15.247
Comment 1: Ant.: HL025
Freq: 2.415GHz, Emax: 108.96dBμV/m, RBW: 1MHz



Carrier power (Field Strength)

FCC RULES PART 15, SUBPART C / LP 0002

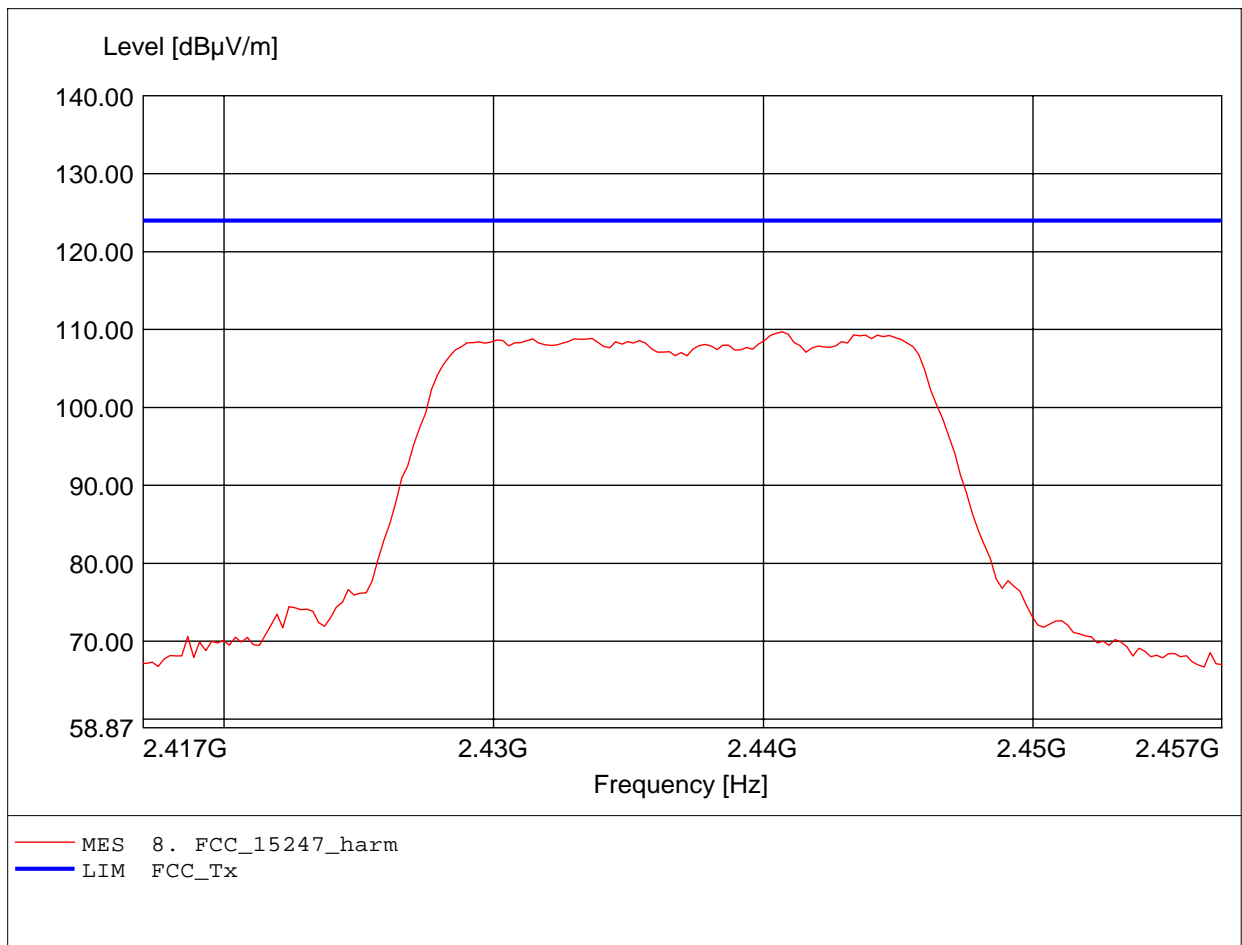
Order Number: W6M20703-7950 802.11n (20M) ch6
Test Site / Operator: ETS / Derek
Temperature: Temp.: 23.9°C
Test Specification: according to §15.247
Comment 1: Ant.: HL025
Freq: 2.433GHz, Emax: 93.92dBµV/m, RBW: 1MHz



Carrier power (Field Strength)

FCC RULES PART 15, SUBPART C / LP 0002

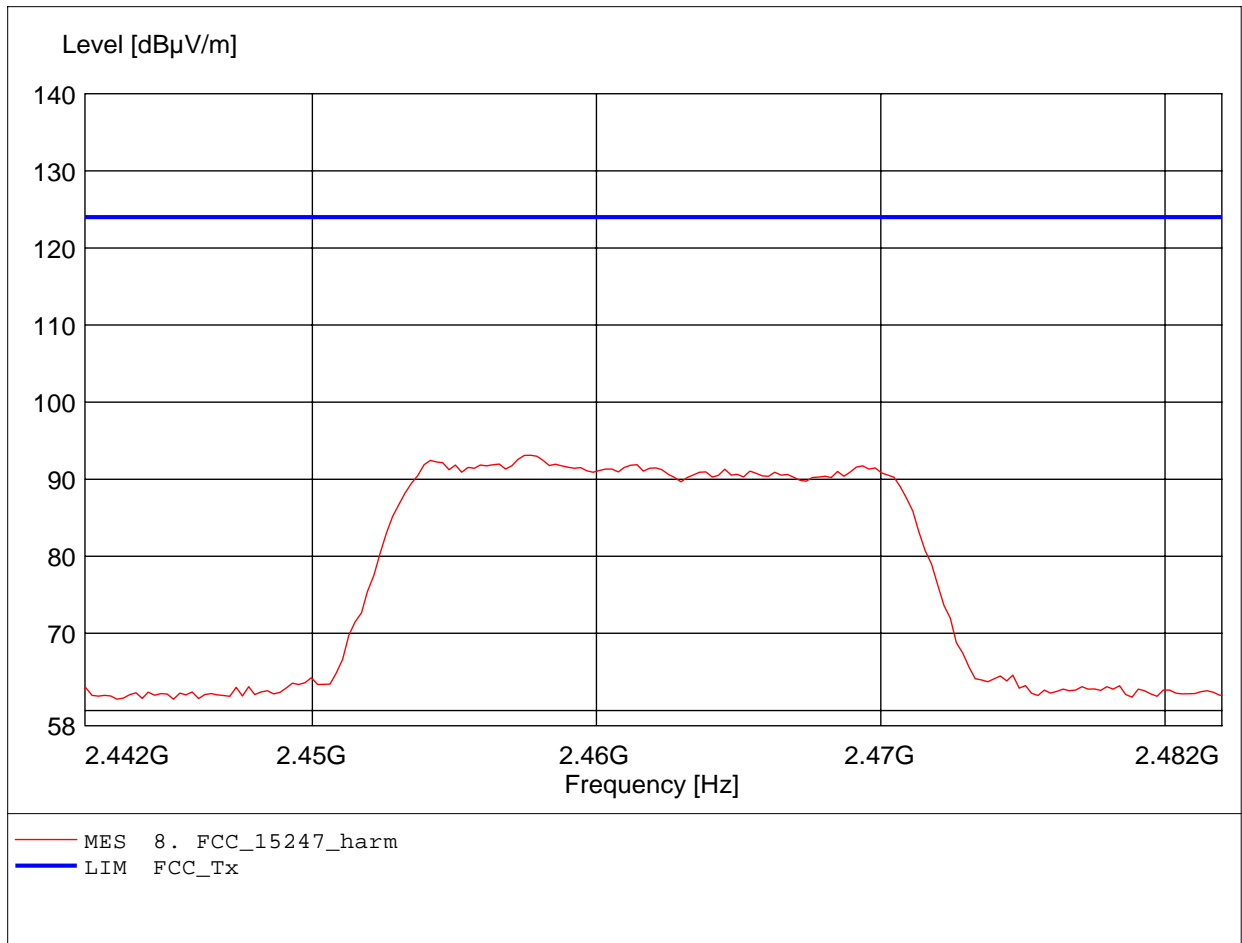
Order Number: W6M20703-7950 802.11n (20M) ch6
Test Site / Operator: ETS / Derek
Temperature: Temp.: 23.9°C
Test Specification: according to §15.247
Comment 1: Ant.: HL025
Freq: 2.441GHz, Emax: 109.71dBµV/m, RBW: 1MHz



Carrier power (Field Strength)

FCC RULES PART 15, SUBPART C / LP 0002

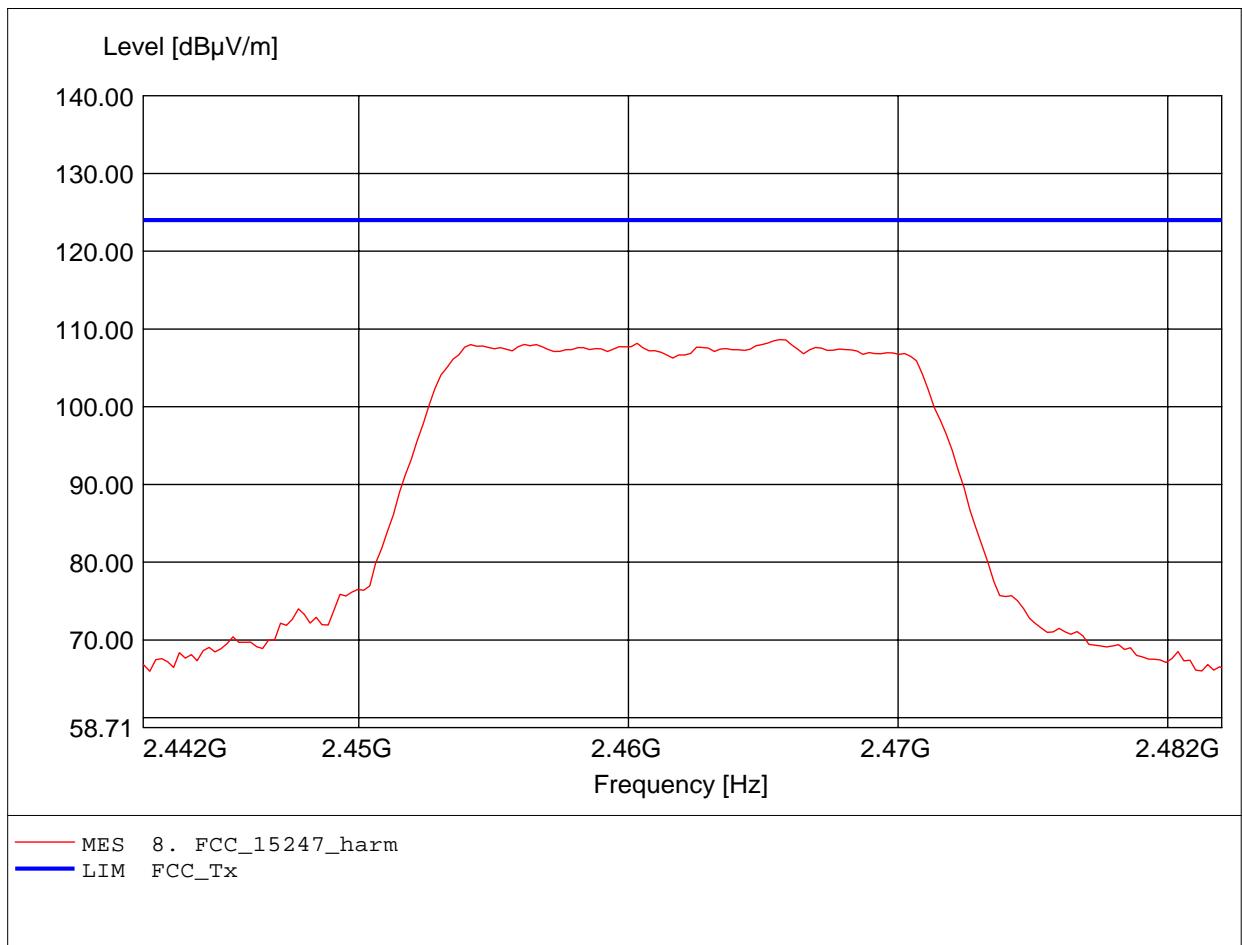
Order Number: W6M20703-7950 802.11n (20M) ch11
Test Site / Operator: ETS / Derek
Temperature: Temp.: 23.9°C
Test Specification: according to §15.247
Comment 1: Ant.: HL025
Freq: 2.458GHz, Emax: 93.12dBµV/m, RBW: 1MHz



Carrier power (Field Strength)

FCC RULES PART 15, SUBPART C / LP 0002

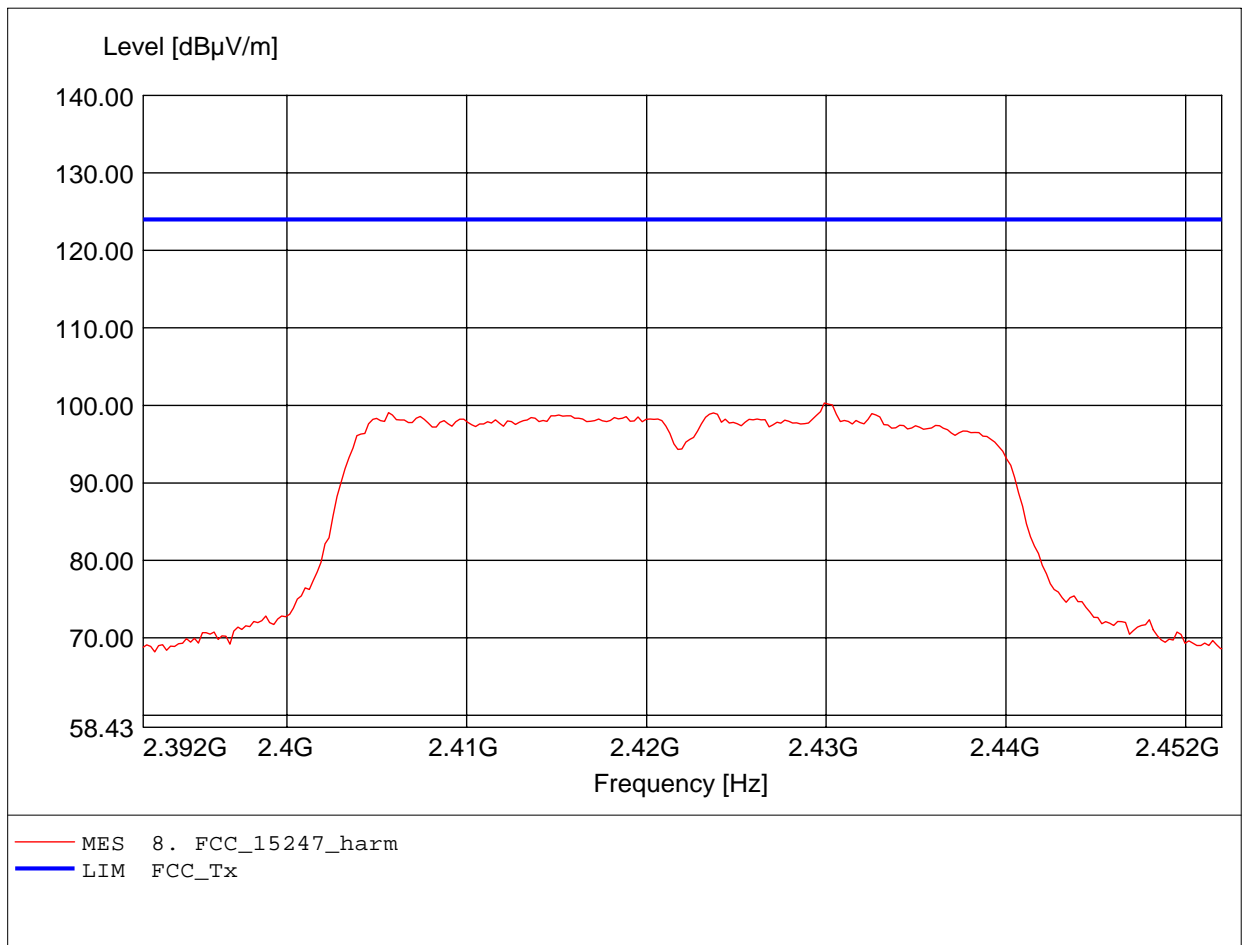
Order Number: W6M20703-7950 802.11n (20M) ch11
Test Site / Operator: ETS / Derek
Temperature: Temp.: 23.9°C
Test Specification: according to §15.247
Comment 1: Ant.: HL025
Freq: 2.466GHz, Emax: 108.63dBµV/m, RBW: 1MHz



Carrier power (Field Strength)

FCC RULES PART 15, SUBPART C / LP 0002

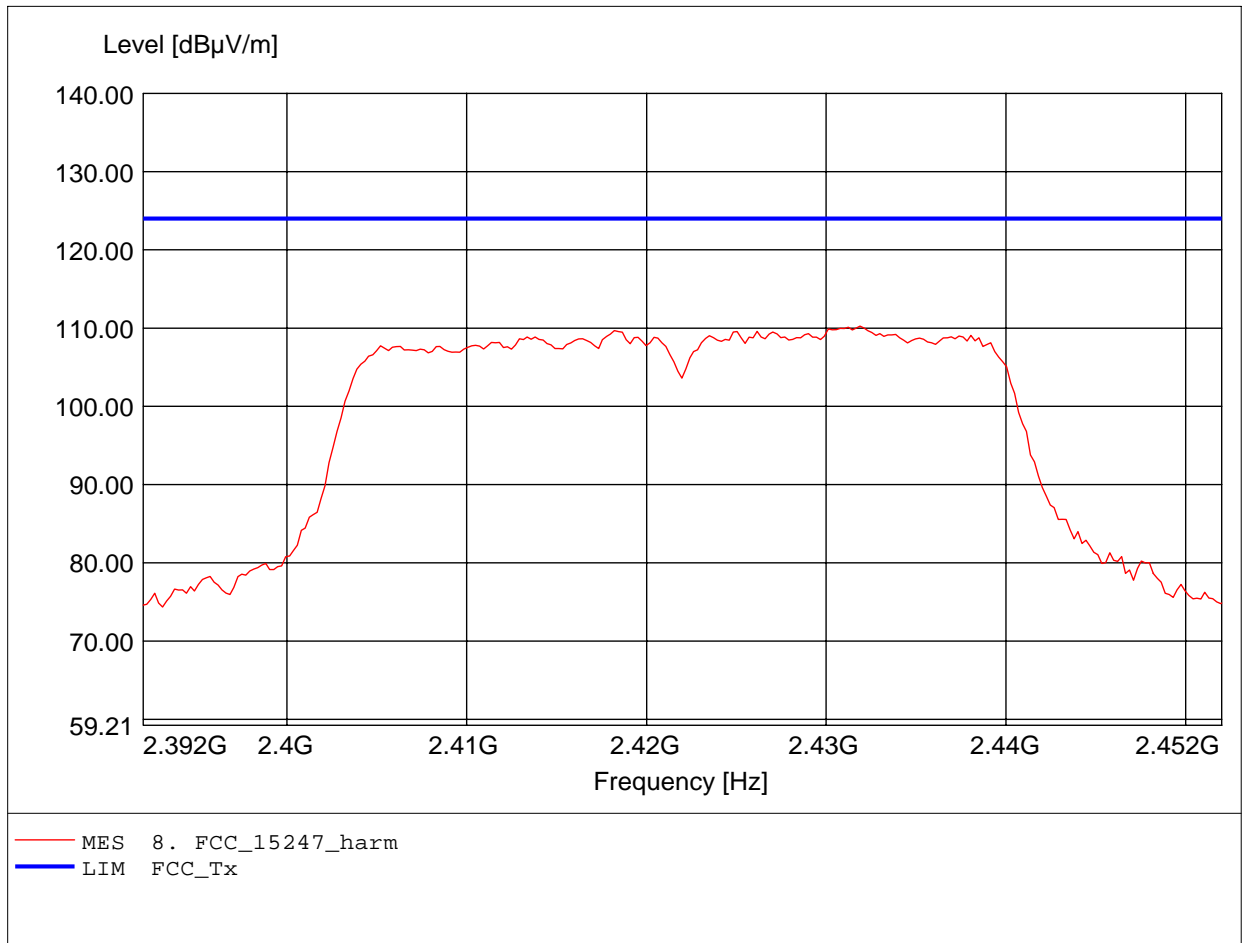
Order Number: W6M20703-7950 802.11n (40M) ch1
Test Site / Operator: ETS / Derek
Temperature: Temp.: 23.9°C
Test Specification: according to §15.247
Comment 1: Ant.: HL025
Freq: 2.430GHz, Emax: 100.31dBµV/m, RBW: 1MHz



Carrier power (Field Strength)

FCC RULES PART 15, SUBPART C / LP 0002

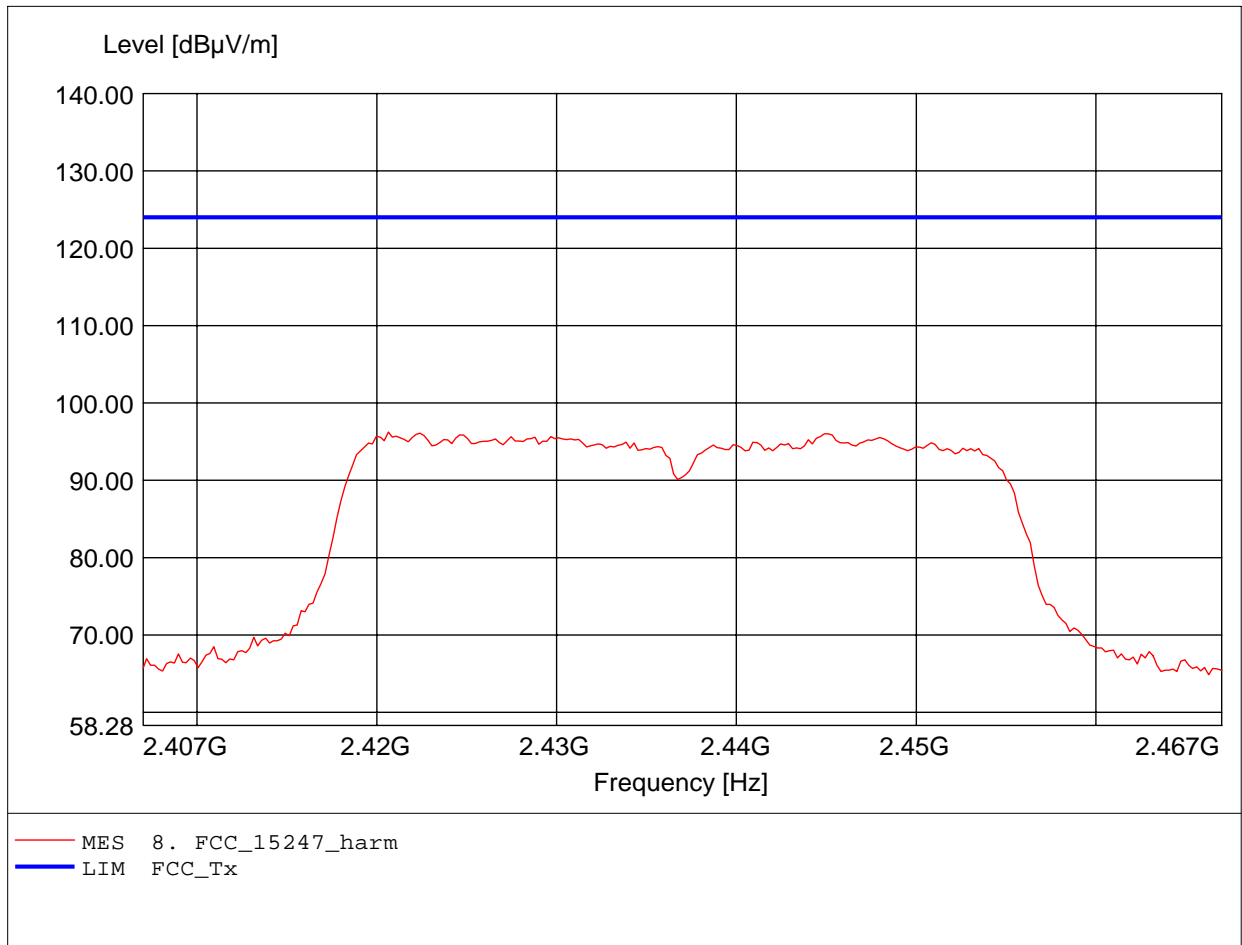
Order Number: W6M20703-7950 802.11n (40M) ch1
Test Site / Operator: ETS / Derek
Temperature: Temp.: 23.9°C
Test Specification: according to §15.247
Comment 1: Ant.: HL025
Freq: 2.432GHz, Emax: 110.25dBμV/m, RBW: 1MHz



Carrier power (Field Strength)

FCC RULES PART 15, SUBPART C / LP 0002

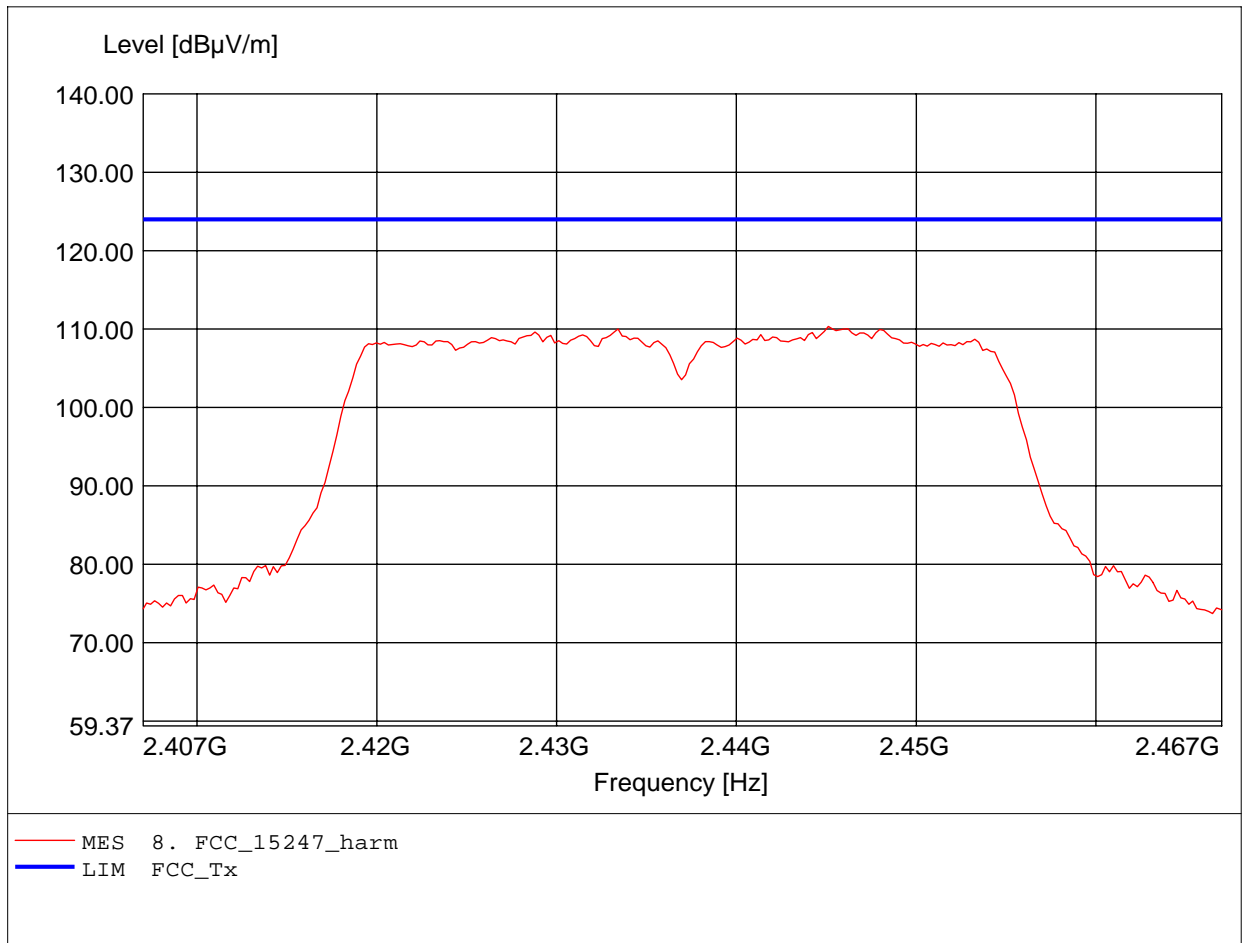
Order Number: W6M20703-7950 802.11n (40M) ch4
Test Site / Operator: ETS / Derek
Temperature: Temp.: 23.9°C
Test Specification: according to §15.247
Comment 1: Ant.: HL025
Freq: 2.421GHz, Emax: 96.24dBµV/m, RBW: 1MHz



Carrier power (Field Strength)

FCC RULES PART 15, SUBPART C / LP 0002

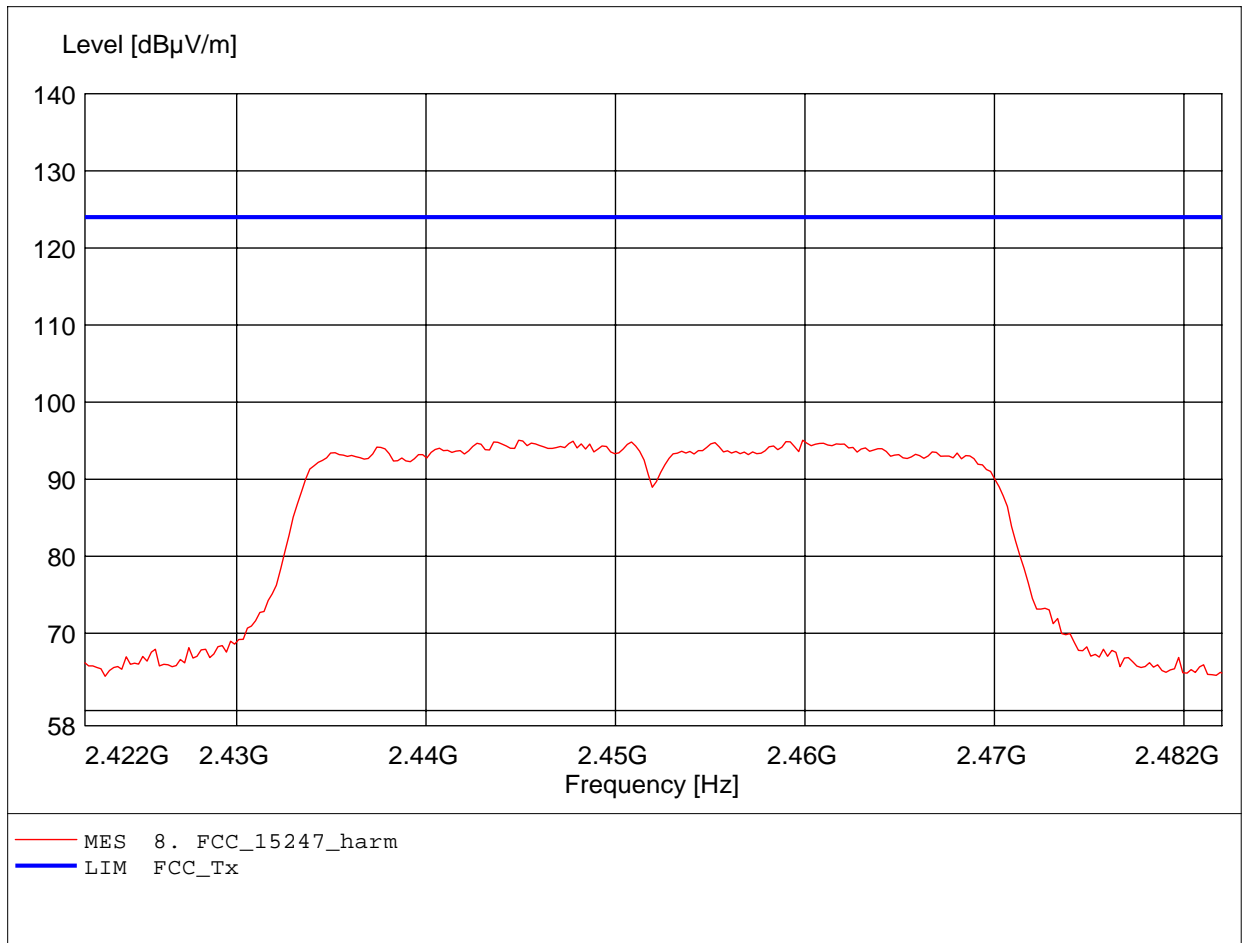
Order Number: W6M20703-7950 802.11n (40M) ch4
Test Site / Operator: ETS / Derek
Temperature: Temp.: 23.9°C
Test Specification: according to §15.247
Comment 1: Ant.: HL025
Freq: 2.445GHz, Emax: 110.35dBµV/m, RBW: 1MHz



Carrier power (Field Strength)

FCC RULES PART 15, SUBPART C / LP 0002

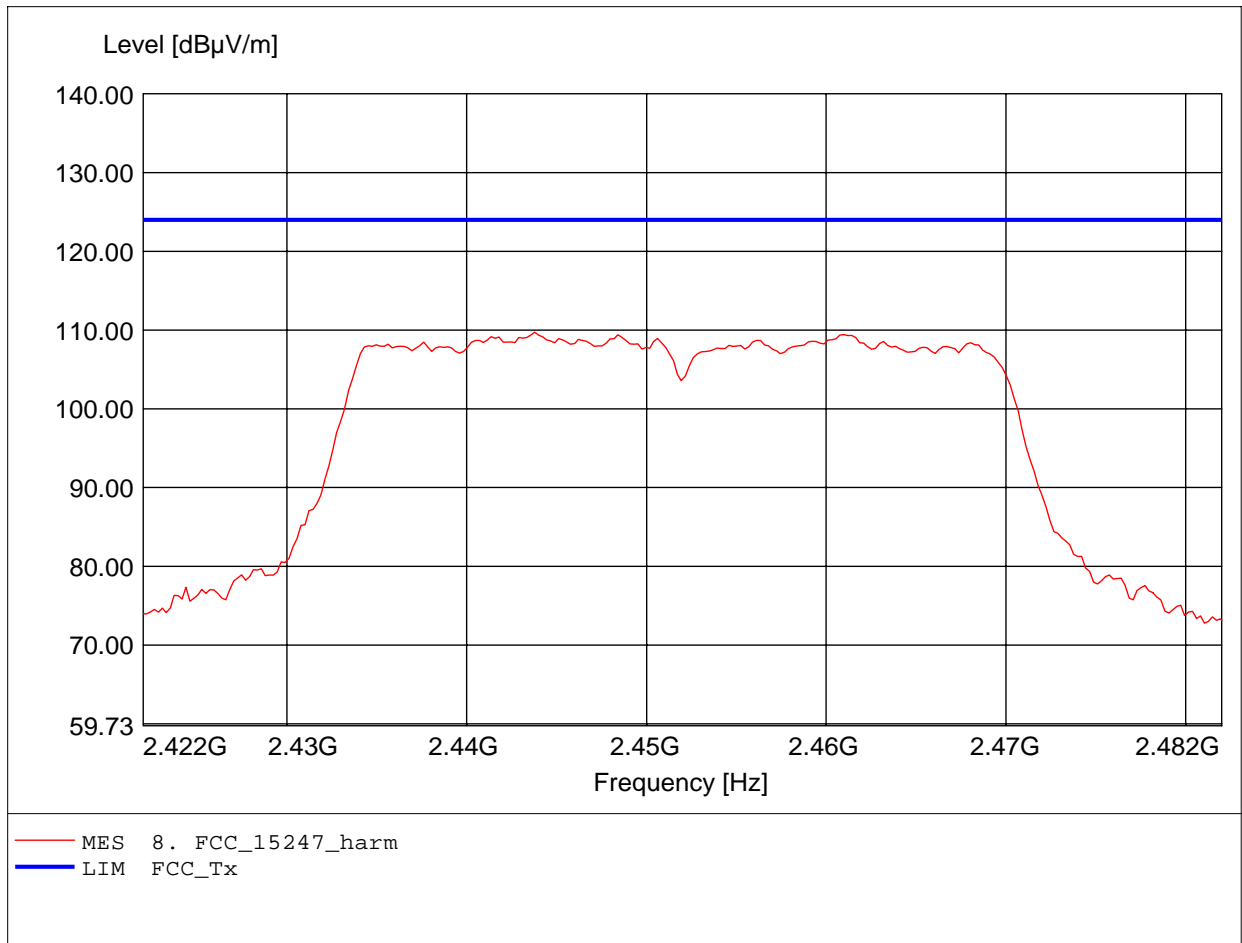
Order Number: W6M20703-7950 802.11n (40M) ch7
Test Site / Operator: ETS / Derek
Temperature: Temp.: 23.9°C
Test Specification: according to §15.247
Comment 1: Ant.: HL025
Freq: 2.460GHz, Emax: 95.05dBµV/m, RBW: 1MHz



Carrier power (Field Strength)

FCC RULES PART 15, SUBPART C / LP 0002

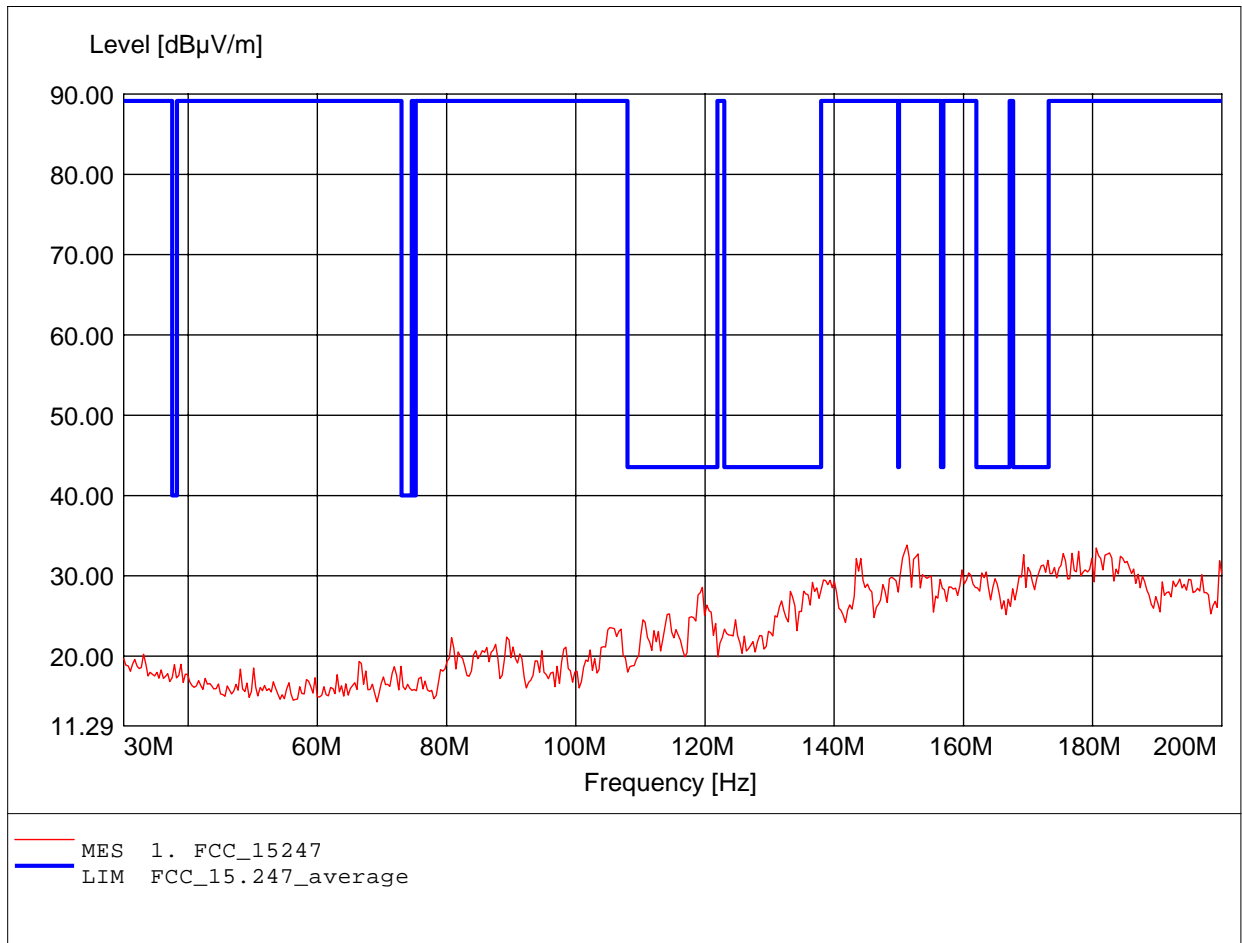
Order Number: W6M20703-7950 802.11n (40M) ch7
Test Site / Operator: ETS / Derek
Temperature: Temp.: 23.9°C
Test Specification: according to §15.247
Comment 1: Ant.: HL025
Freq: 2.444GHz, Emax: 109.74dBμV/m, RBW: 1MHz



Spurious emissions Field Strength

FCC RULES PART 15, SUBPART C / LP 0002

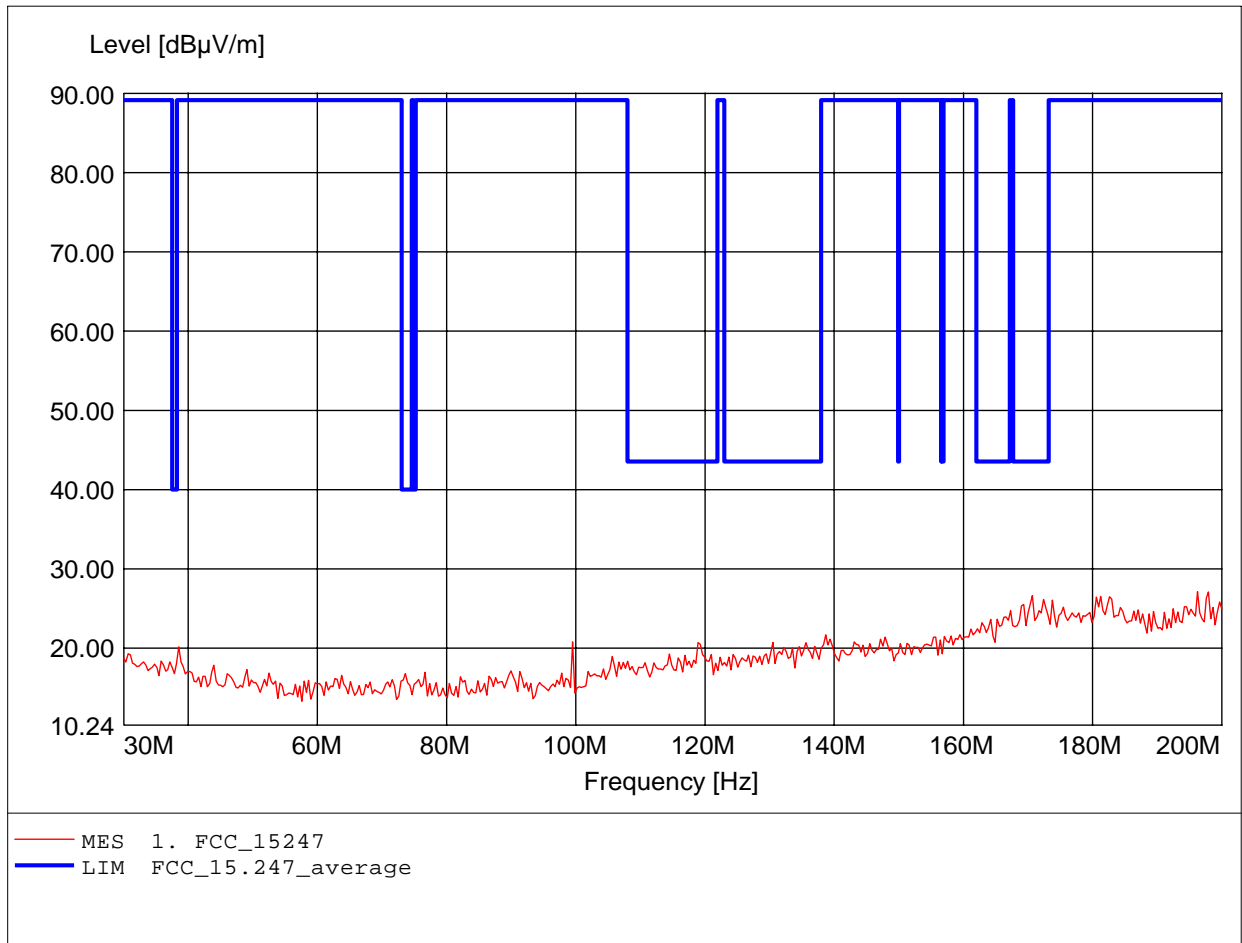
Order Number: W6M20703-7950 802.11b ch1
Test Site / Operator: ETS / Derek
Temperature: Temp.: 23.9°C
Test Specification: according to §15.247
Comment 1: Ant.: HK 116
Freq: 151.283MHz, Emax: 33.83dBµV/m, RBW: 100kHz



Spurious emissions Field Strength

FCC RULES PART 15, SUBPART C / LP 0002

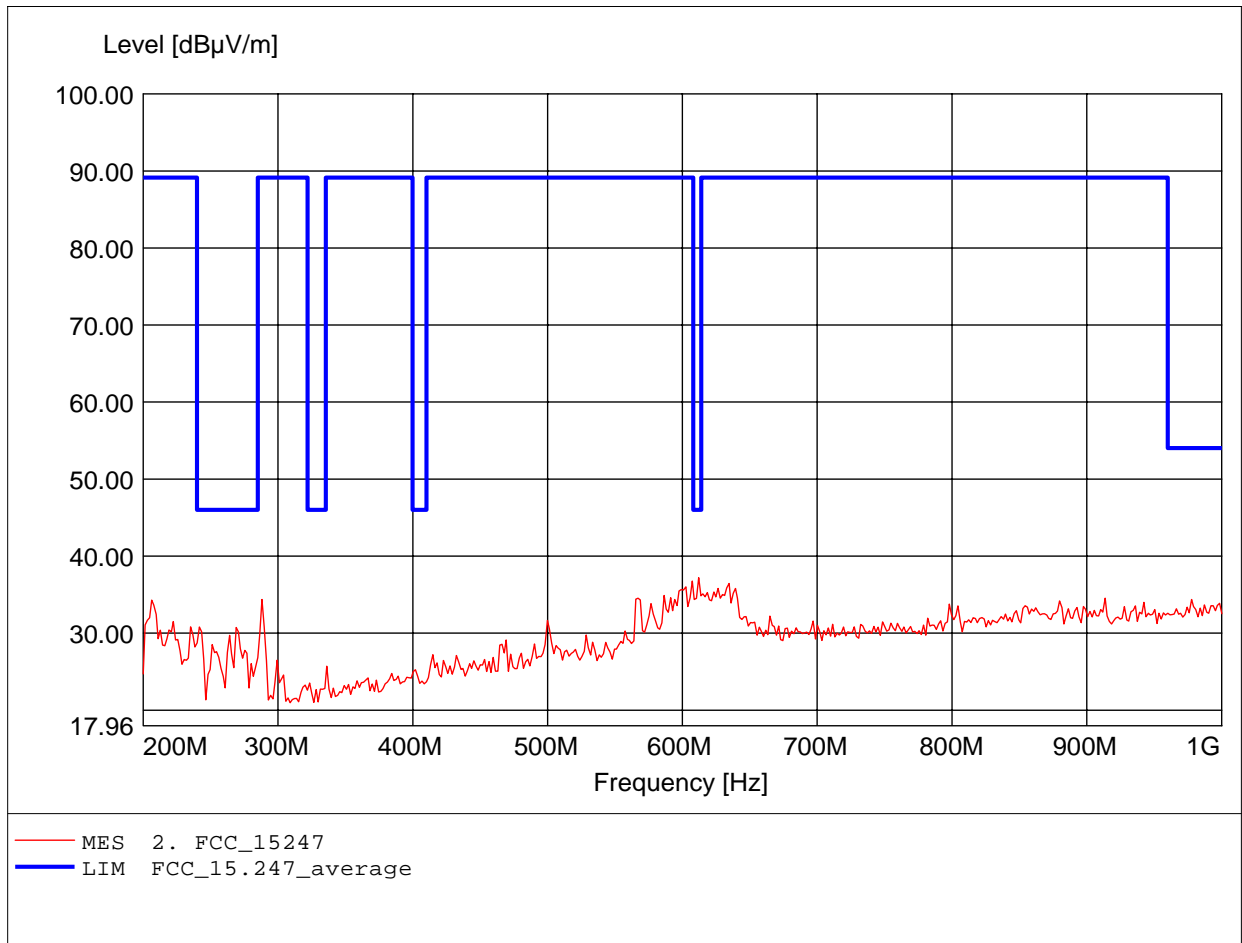
Order Number: W6M20703-7950 802.11b ch1
Test Site / Operator: ETS / Derek
Temperature: Temp.: 23.9°C
Test Specification: according to §15.247
Comment 1: Ant.: HK 116
Freq: 196.253MHz, Emax: 27.11dBµV/m, RBW: 100kHz



Spurious emissions Field Strength

FCC RULES PART 15, SUBPART C / LP 0002

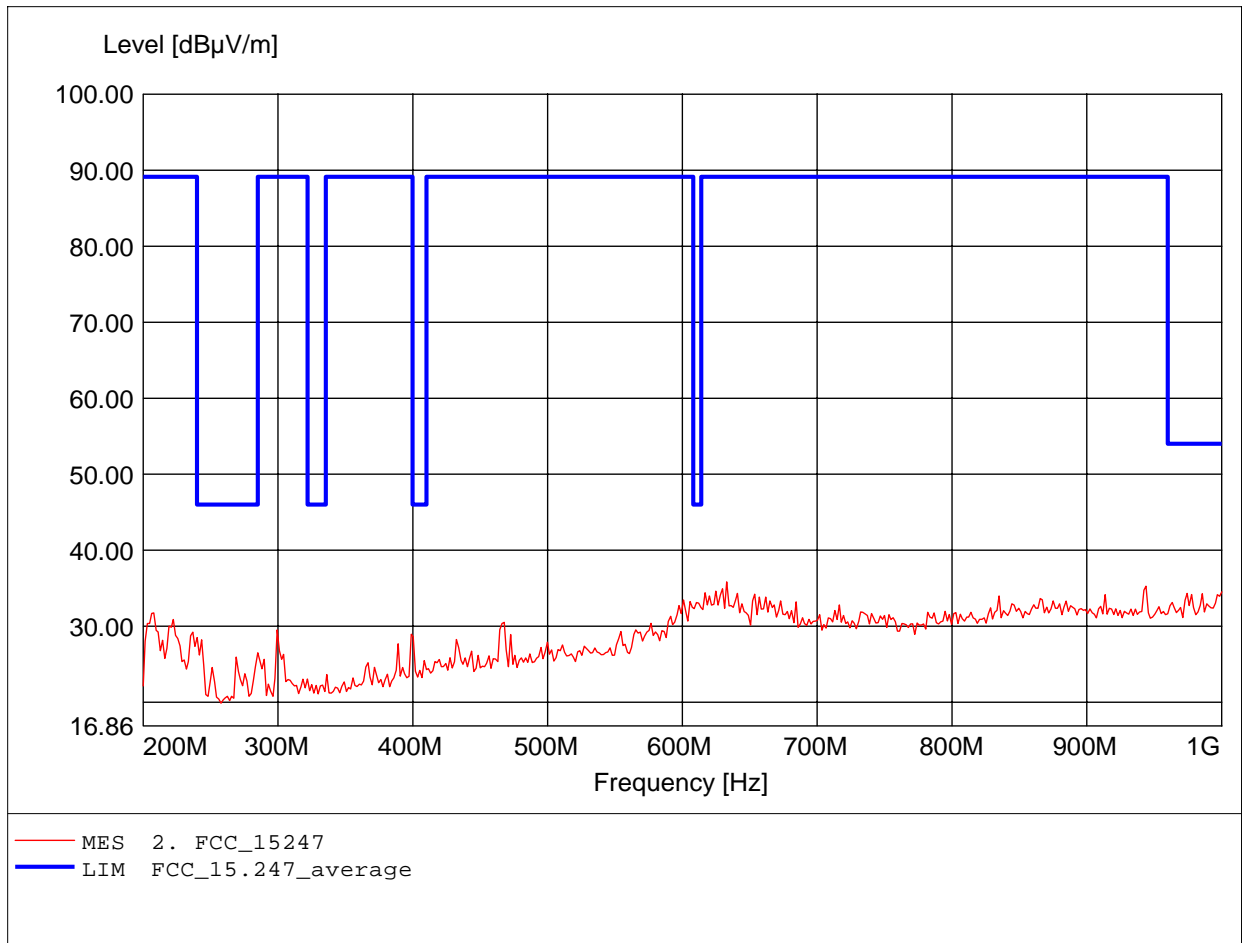
Order Number: W6M20703-7950 802.11b ch1
Test Site / Operator: ETS / Derek
Temperature: Temp.: 23.9°C
Test Specification: according to §15.247
Comment 1: Ant.: HL 223,
Freq: 612.024MHz, Emax: 37.20dBµV/m, RBW: 100kHz



Spurious emissions Field Strength

FCC RULES PART 15, SUBPART C / LP 0002

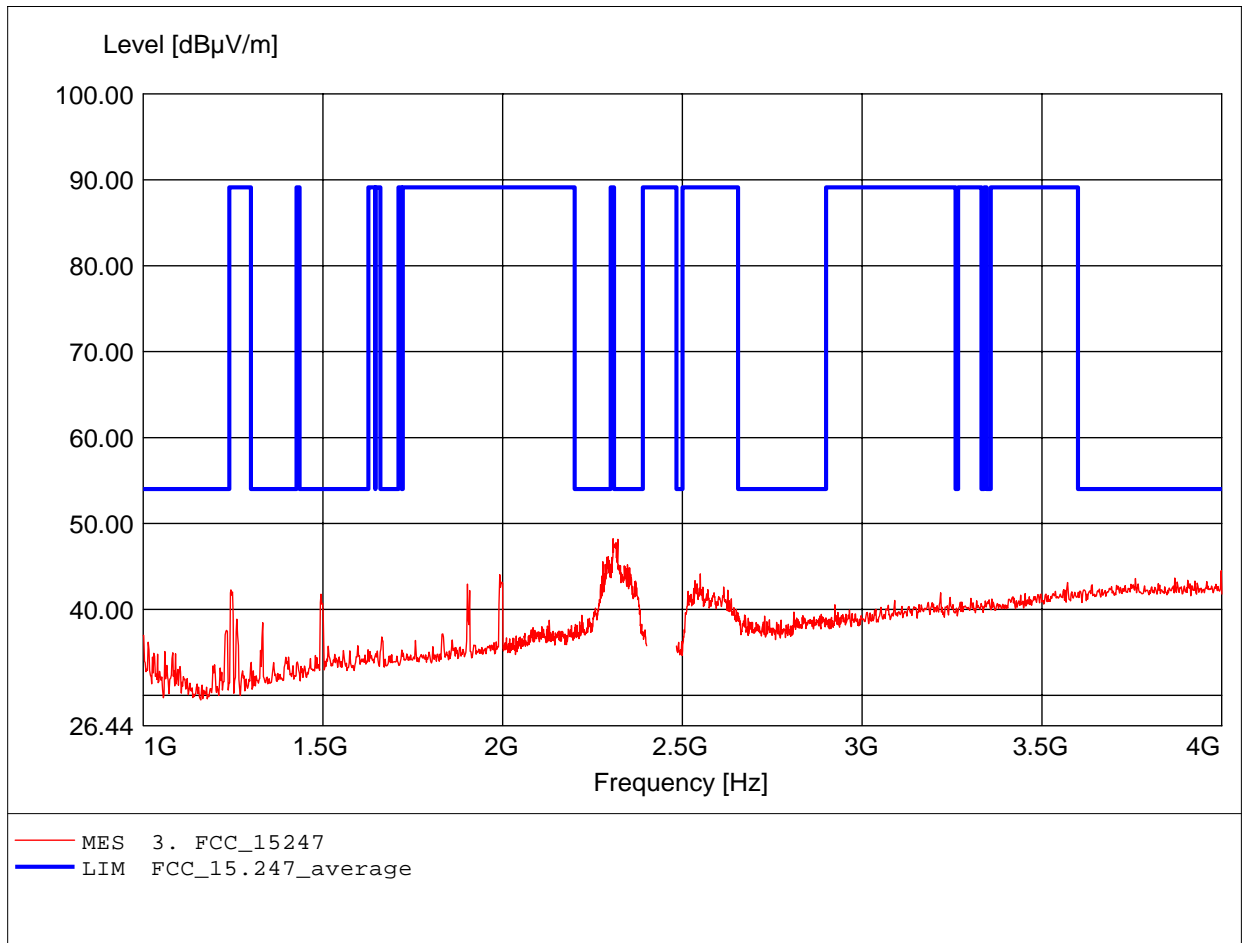
Order Number: W6M20703-7950 802.11b ch1
Test Site / Operator: ETS / Derek
Temperature: Temp.: 23.9°C
Test Specification: according to §15.247
Comment 1: Ant.: HL 223,
Freq: 632.866MHz, Emax: 35.80dBµV/m, RBW: 100kHz



Spurious emissions Field Strength

FCC RULES PART 15, SUBPART C / LP 0002

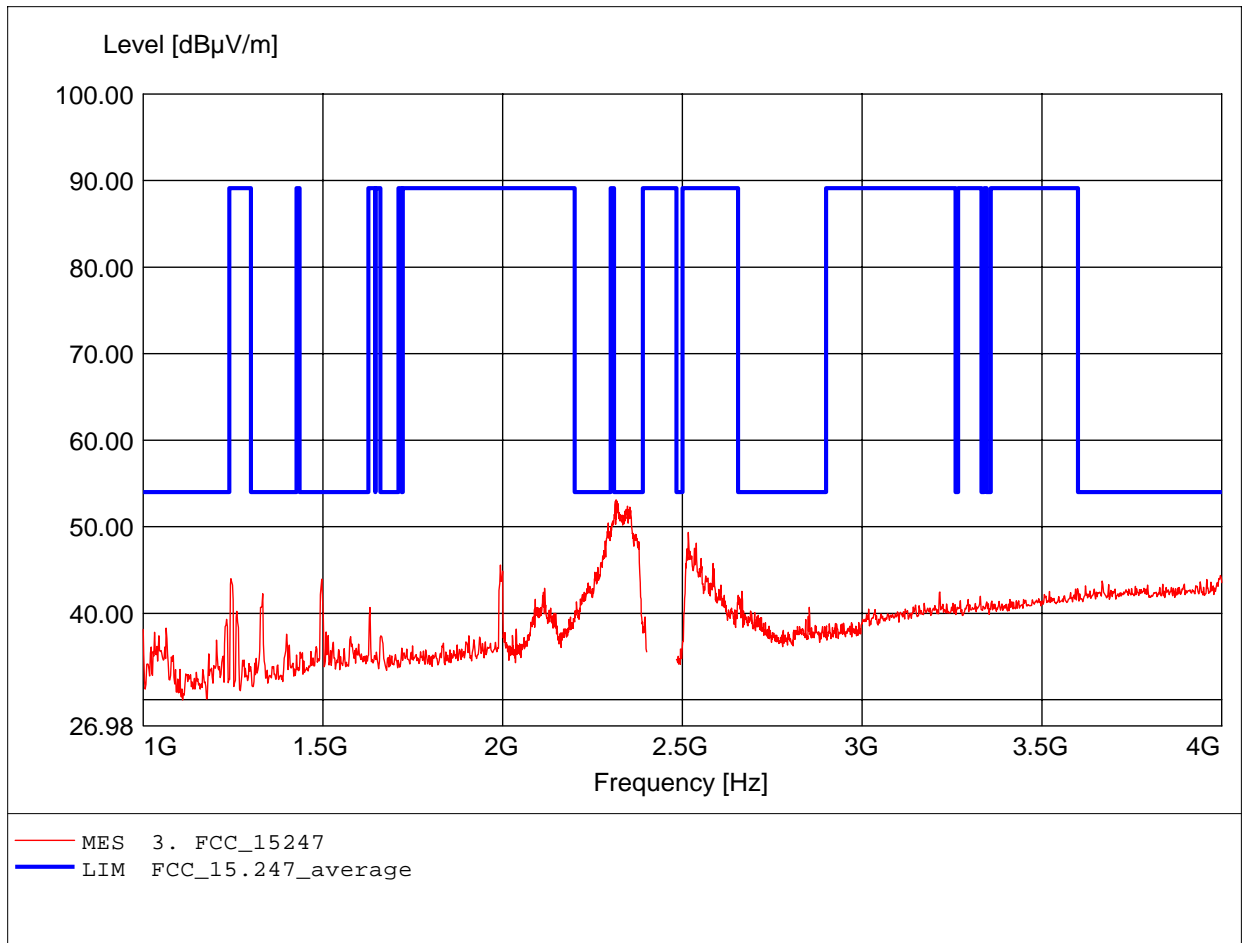
Order Number: W6M20703-7950 802.11b ch1
Test Site / Operator: ETS / Derek
Temperature: Temp.: 23.9°C
Test Specification: according to §15.247
Comment 1: Ant.: HL025, amplif.
Freq: 2.307GHz, Emax: 48.23dBµV/m, RBW: 1MHz



Spurious emissions Field Strength

FCC RULES PART 15, SUBPART C / LP 0002

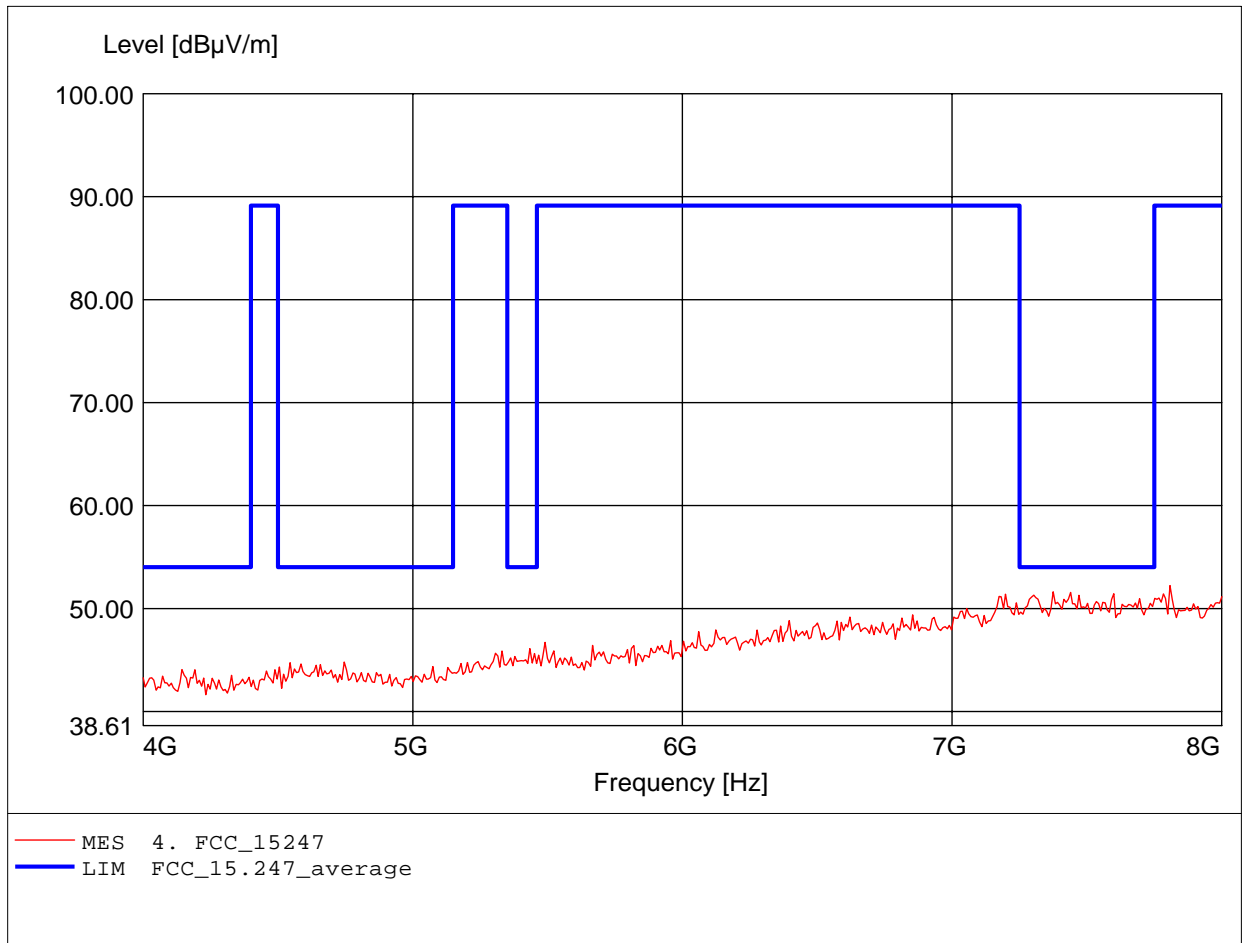
Order Number: W6M20703-7950 802.11b ch1
Test Site / Operator: ETS / Derek
Temperature: Temp.: 23.9°C
Test Specification: according to §15.247
Comment 1: Ant.: HL025, amplif.
Freq: 2.315GHz, Emax: 53.09dBµV/m, RBW: 1MHz



Spurious emissions Field Strength

FCC RULES PART 15, SUBPART C / LP 0002

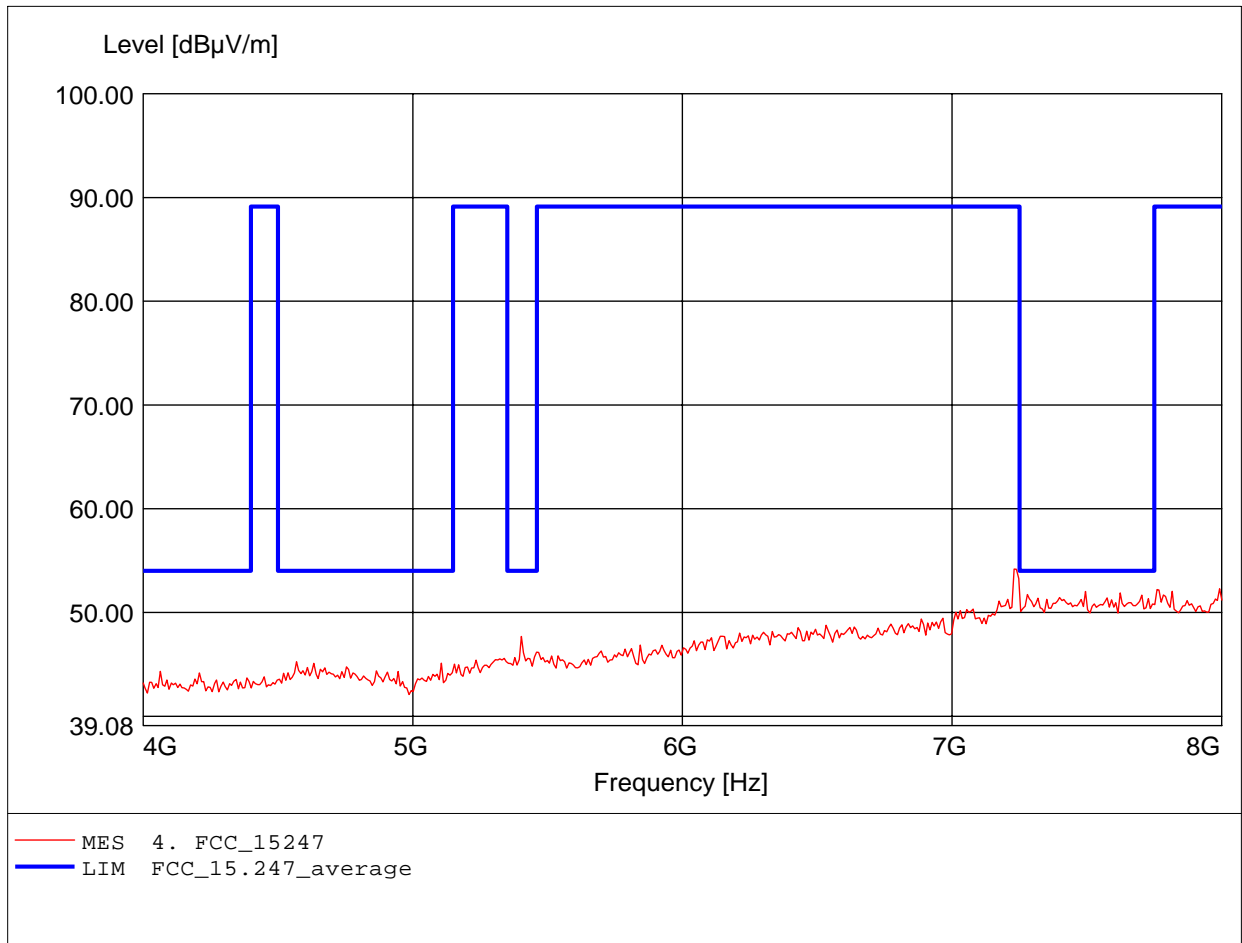
Order Number: W6M20703-7950 802.11b ch1
Test Site / Operator: ETS / Derek
Temperature: Temp.: 23.9°C
Test Specification: according to §15.247
Comment 1: Ant.: HL025, ampl.+HP.
Freq: 7.808GHz, Emax: 52.22dBμV/m, RBW: 1MHz



Spurious emissions Field Strength

FCC RULES PART 15, SUBPART C / LP 0002

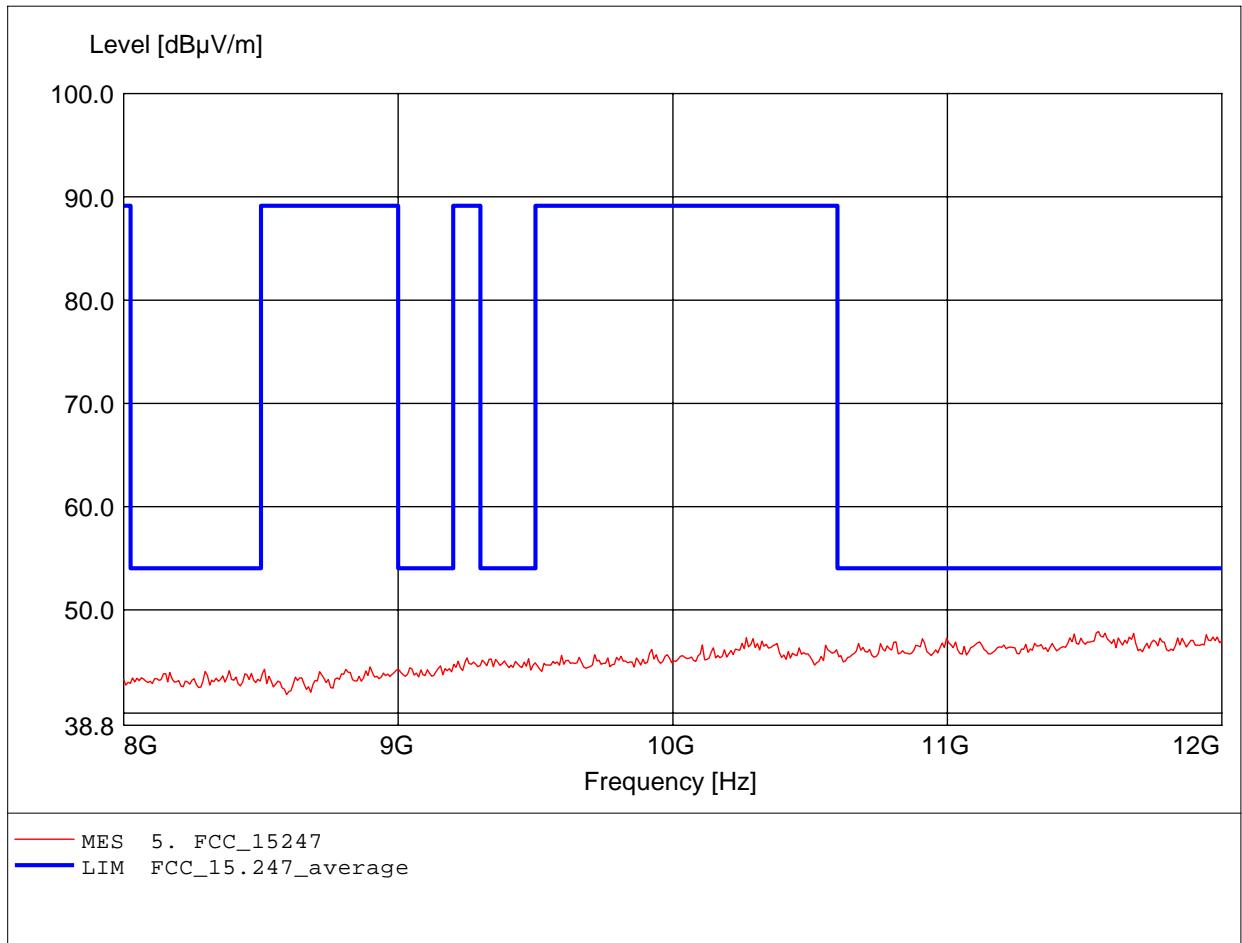
Order Number: W6M20703-7950 802.11b ch1
Test Site / Operator: ETS / Derek
Temperature: Temp.: 23.9°C
Test Specification: according to §15.247
Comment 1: Ant.: HL025, ampl.+HP.
Freq: 7.230GHz, Emax: 54.18dBµV/m, RBW: 1MHz



Spurious emissions Field Strength

FCC RULES PART 15, SUBPART C / LP 0002

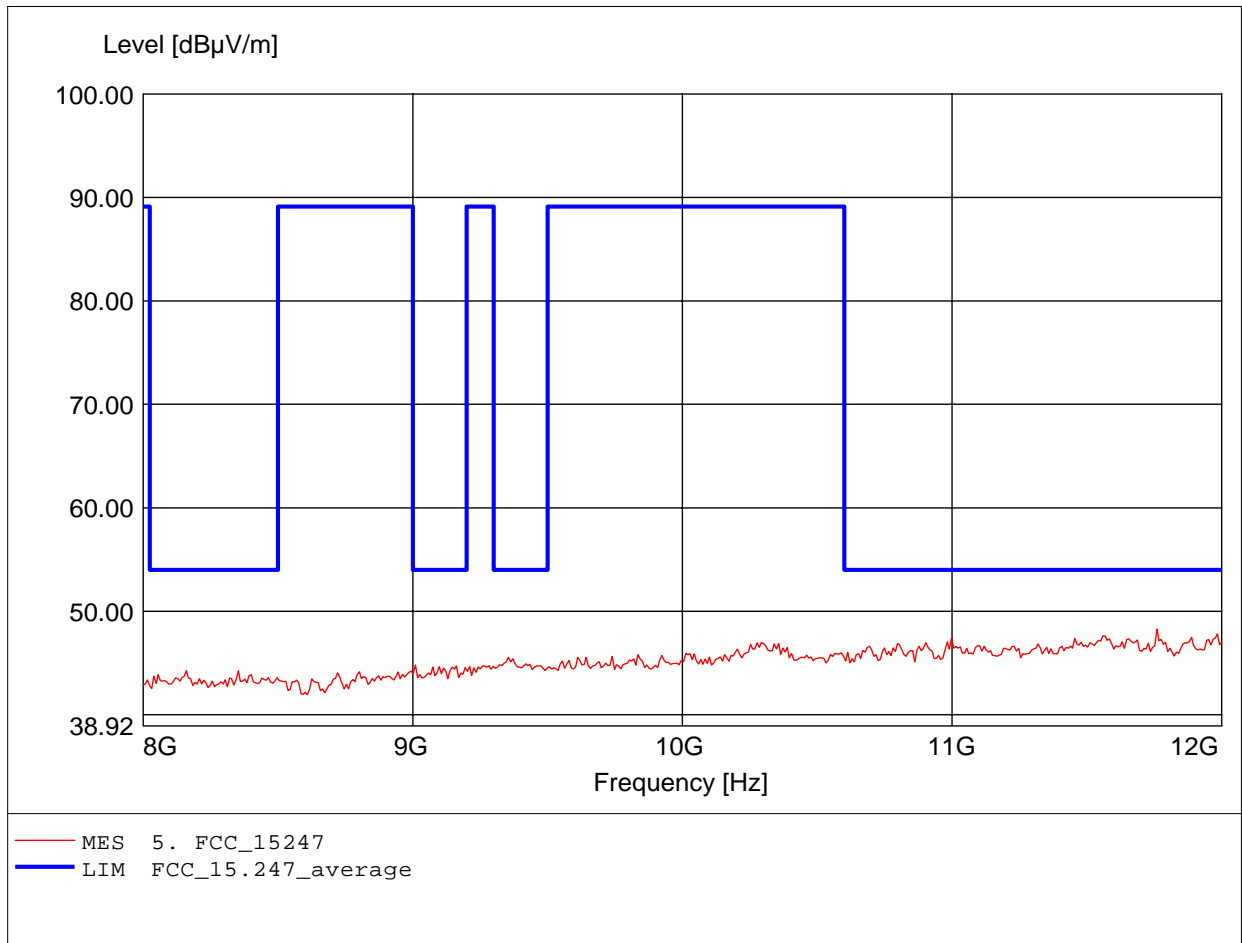
Order Number: W6M20703-7950 802.11b ch1
Test Site / Operator: ETS / Derek
Temperature: Temp.: 23.9°C
Test Specification: according to §15.247
Comment 1: Ant.: HL025, ampl.+HP.
Freq: 11.551GHz, Emax: 47.90dBμV/m, RBW: 1MHz



Spurious emissions Field Strength

FCC RULES PART 15, SUBPART C / LP 0002

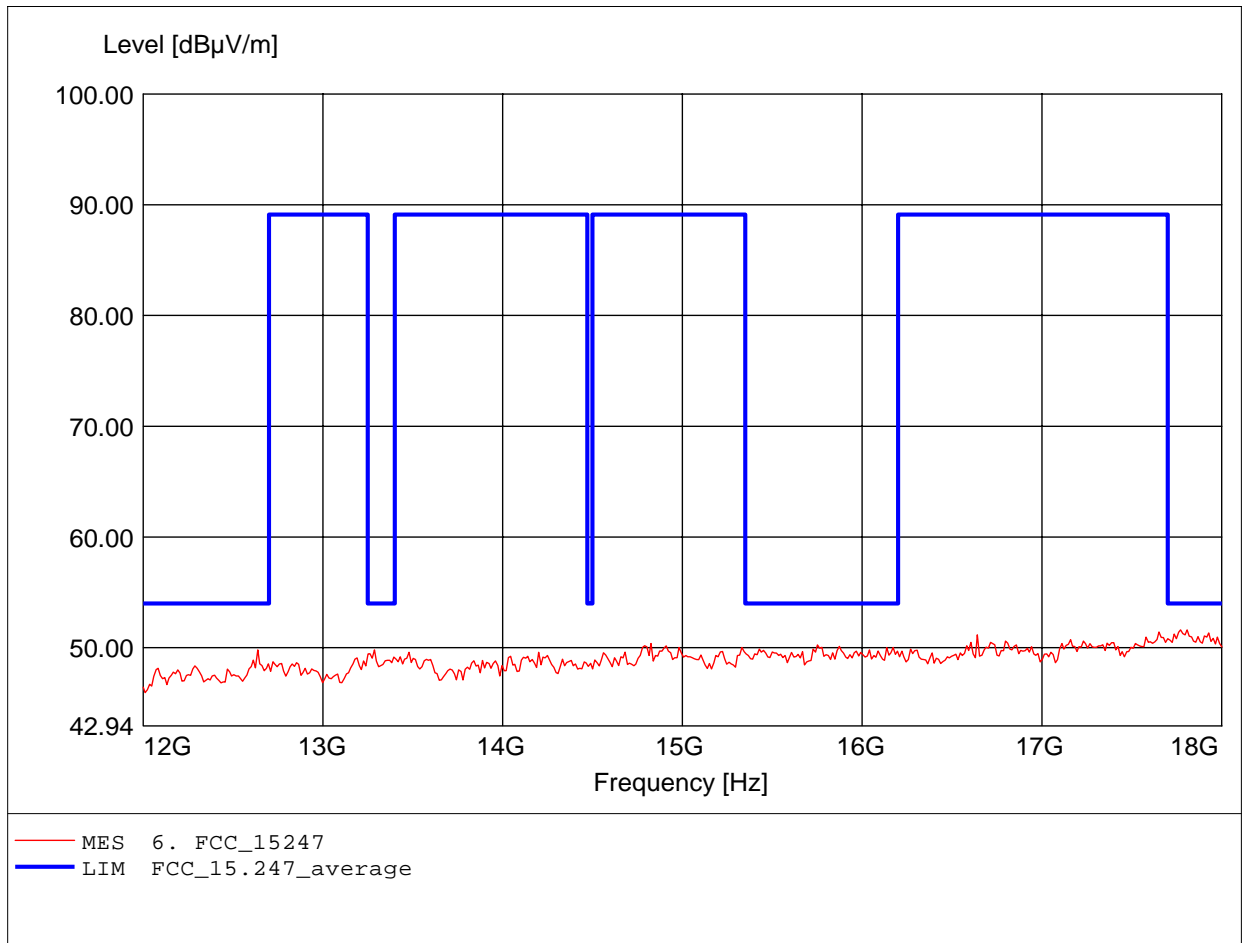
Order Number: W6M20703-7950 802.11b ch1
Test Site / Operator: ETS / Derek
Temperature: Temp.: 23.9°C
Test Specification: according to §15.247
Comment 1: Ant.: HL025, ampl.+HP.
Freq: 11.760GHz, Emax: 48.29dBμV/m, RBW: 1MHz



Spurious emissions Field Strength

FCC RULES PART 15, SUBPART C / LP 0002

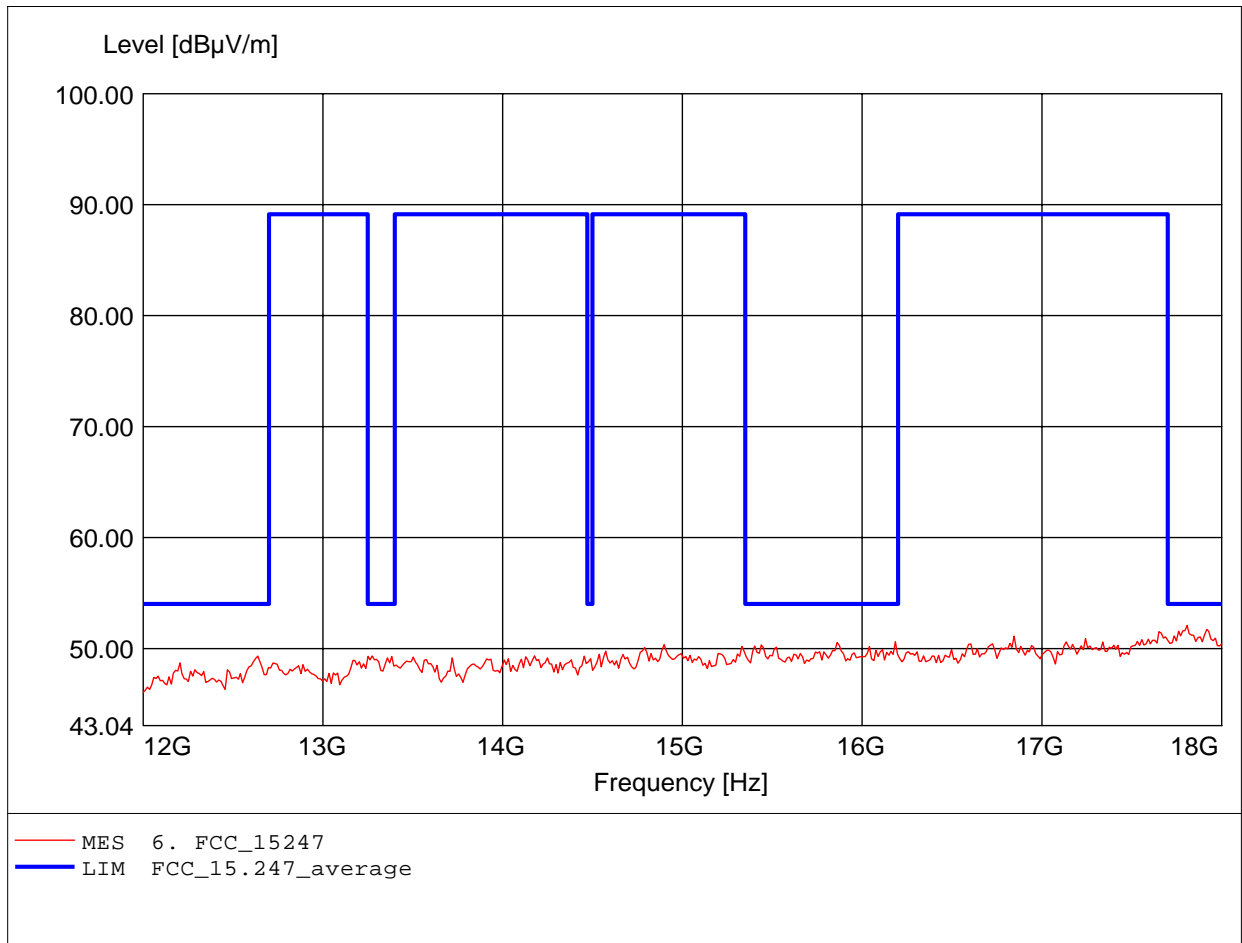
Order Number: W6M20703-7950 802.11b ch1
Test Site / Operator: ETS / Derek
Temperature: Temp.: 23.9°C
Test Specification: according to §15.247
Comment 1: Ant.: HL025, ampl.+HP.
Freq: 17.808GHz, Emax: 51.64dBμV/m, RBW: 1MHz



Spurious emissions Field Strength

FCC RULES PART 15, SUBPART C / LP 0002

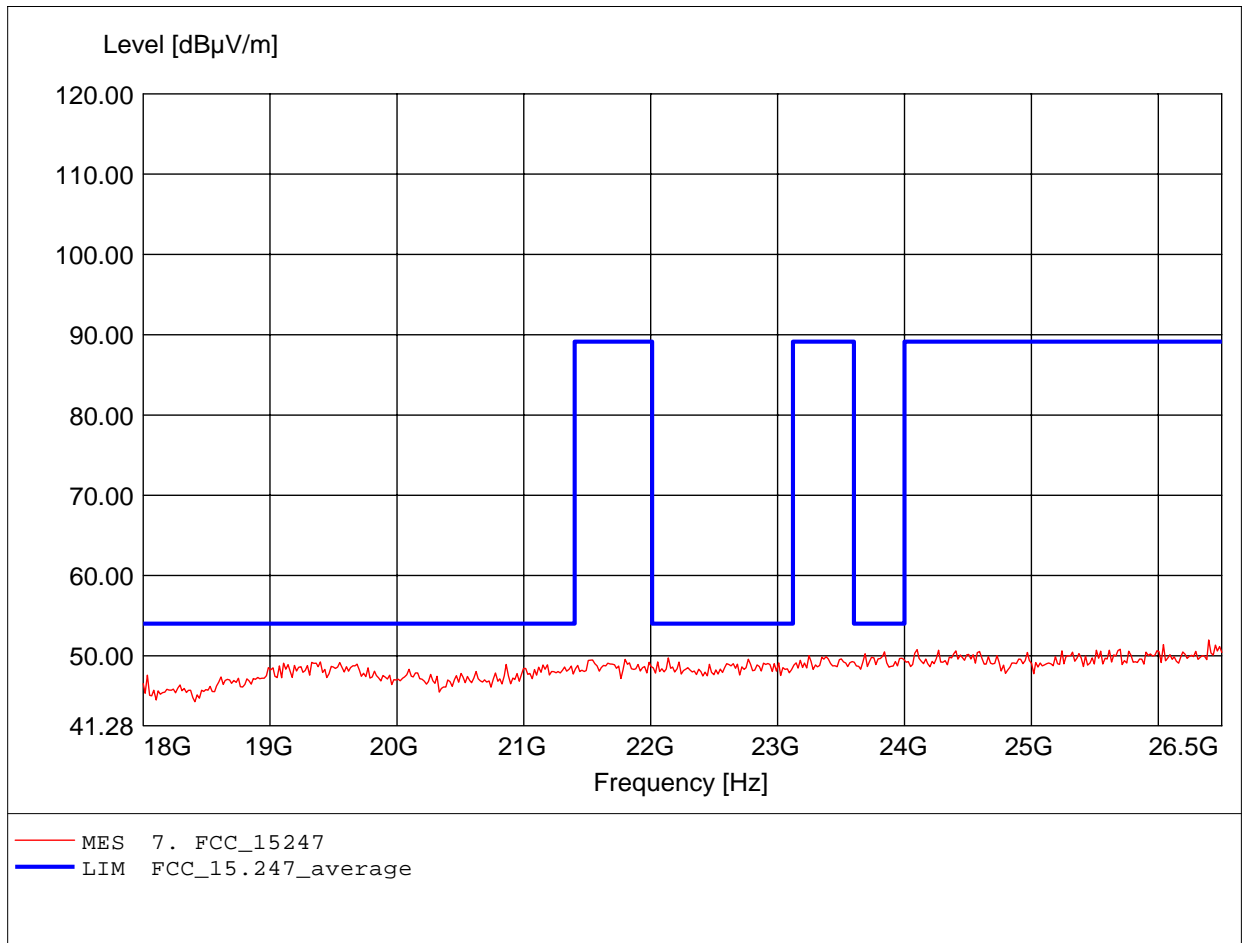
Order Number: W6M20703-7950 802.11b ch1
Test Site / Operator: ETS / Derek
Temperature: Temp.: 23.9°C
Test Specification: according to §15.247
Comment 1: Ant.: HL025, ampl.+HP.
Freq: 17.808GHz, Emax: 52.08dBµV/m, RBW: 1MHz



Spurious emissions Field Strength

FCC RULES PART 15, SUBPART C / LP 0002

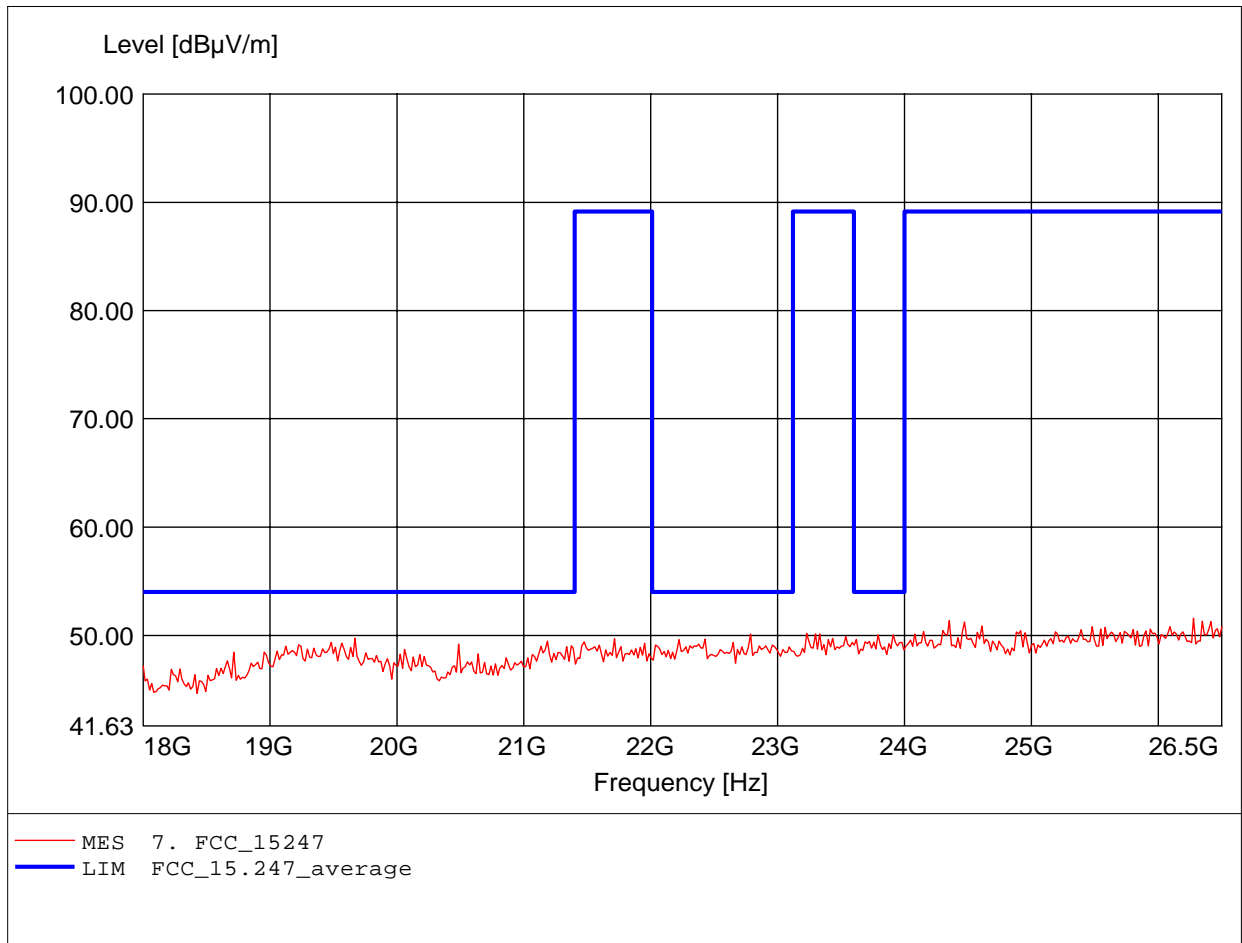
Order Number: W6M20703-7950 802.11b ch1
Test Site / Operator: ETS / Derek
Temperature: Temp.: 23.9°C
Test Specification: according to §15.247
Comment 1: Ant.: HL025, amplif.
Freq: 26.398GHz, Emax: 51.98dBμV/m, RBW: 1MHz



Spurious emissions Field Strength

FCC RULES PART 15, SUBPART C / LP 0002

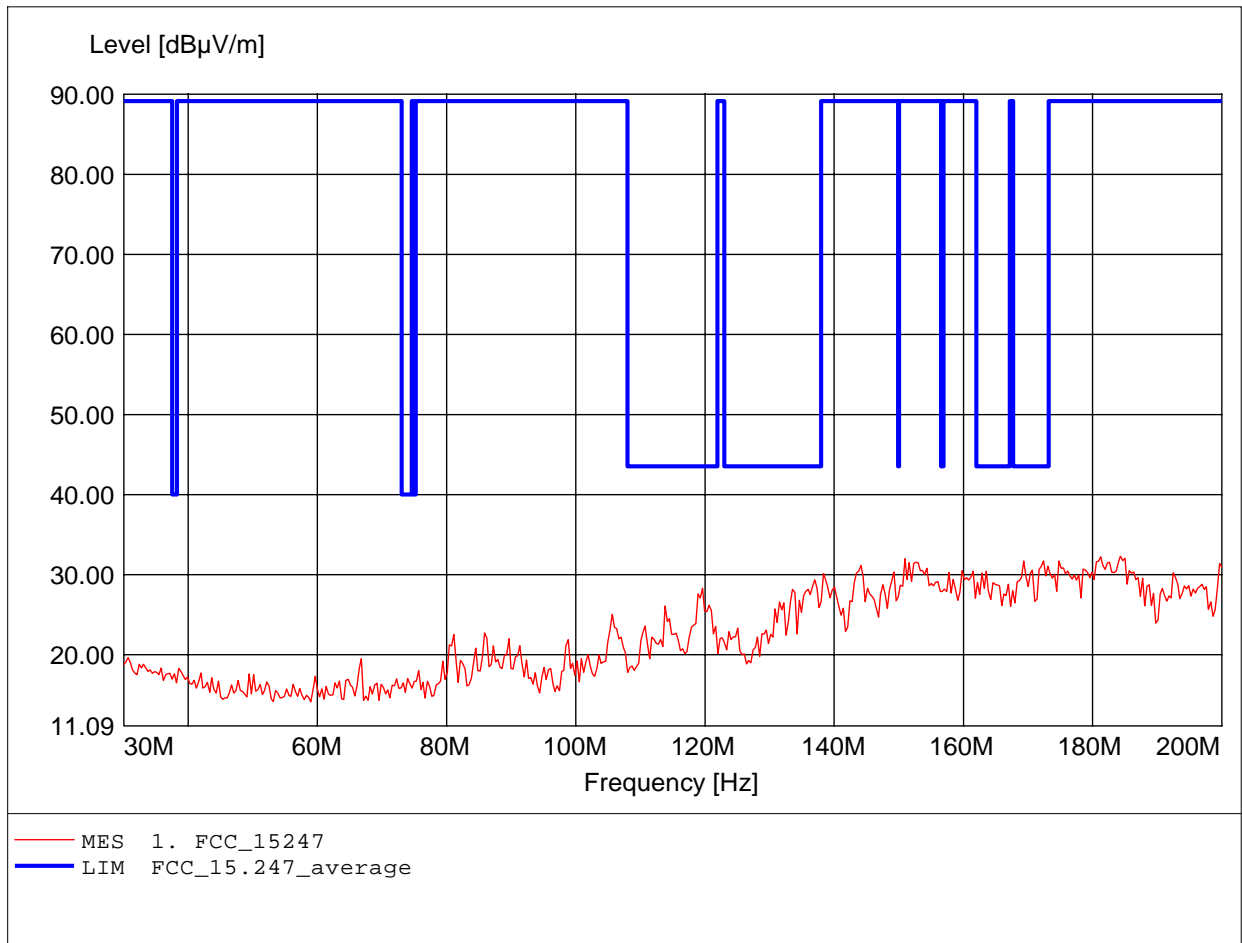
Order Number: W6M20703-7950 802.11b ch1
Test Site / Operator: ETS / Derek
Temperature: Temp.: 23.9°C
Test Specification: according to §15.247
Comment 1: Ant.: HL025, amplif.
Freq: 26.279GHz, Emax: 51.58dBµV/m, RBW: 1MHz



Spurious emissions Field Strength

FCC RULES PART 15, SUBPART C / LP 0002

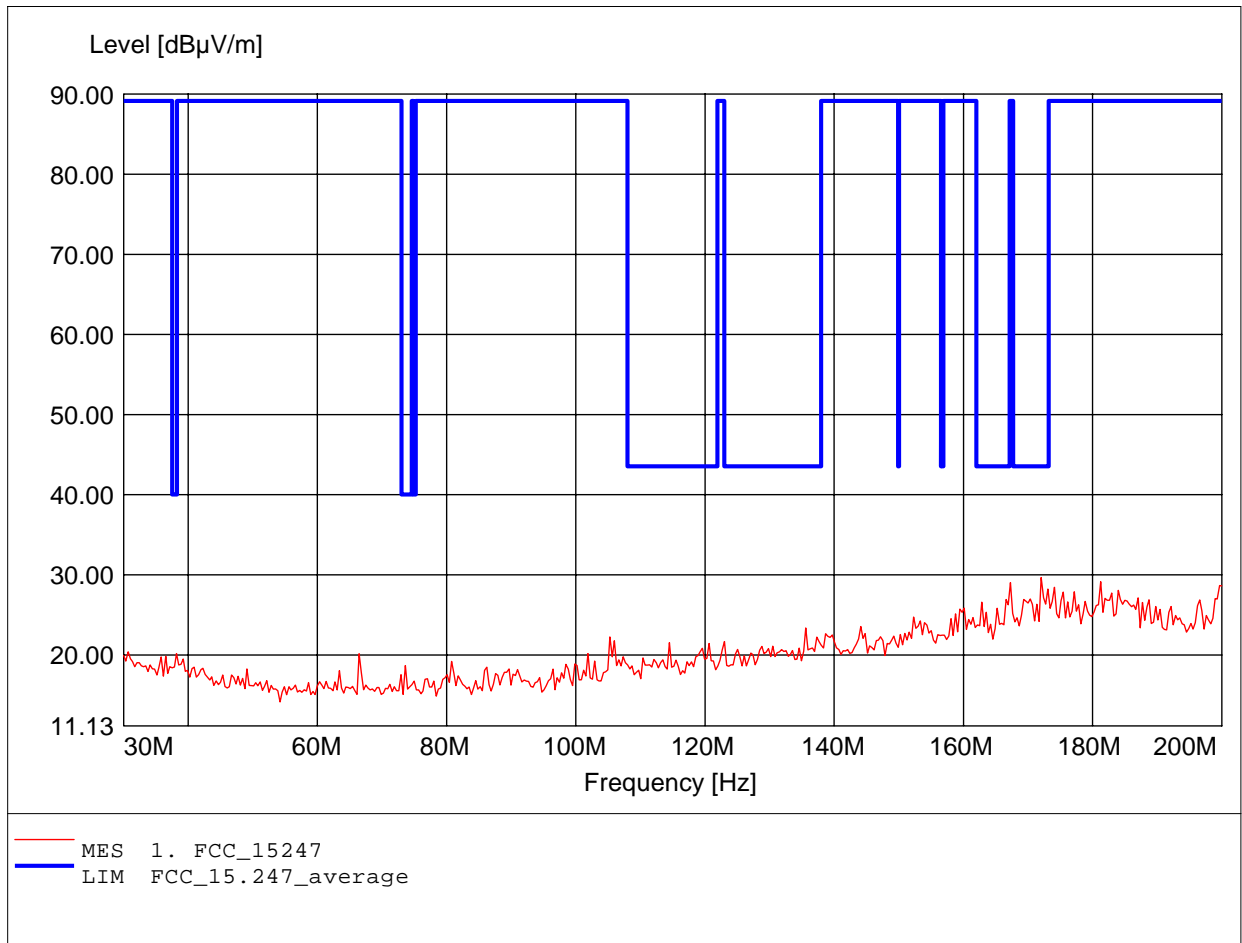
Order Number: W6M20703-7950 802.11b ch6
Test Site / Operator: ETS / Derek
Temperature: Temp.: 23.9°C
Test Specification: according to §15.247
Comment 1: Ant.: HK 116
Freq: 184.329MHz, Emax: 32.32dBµV/m, RBW: 100kHz



Spurious emissions Field Strength

FCC RULES PART 15, SUBPART C / LP 0002

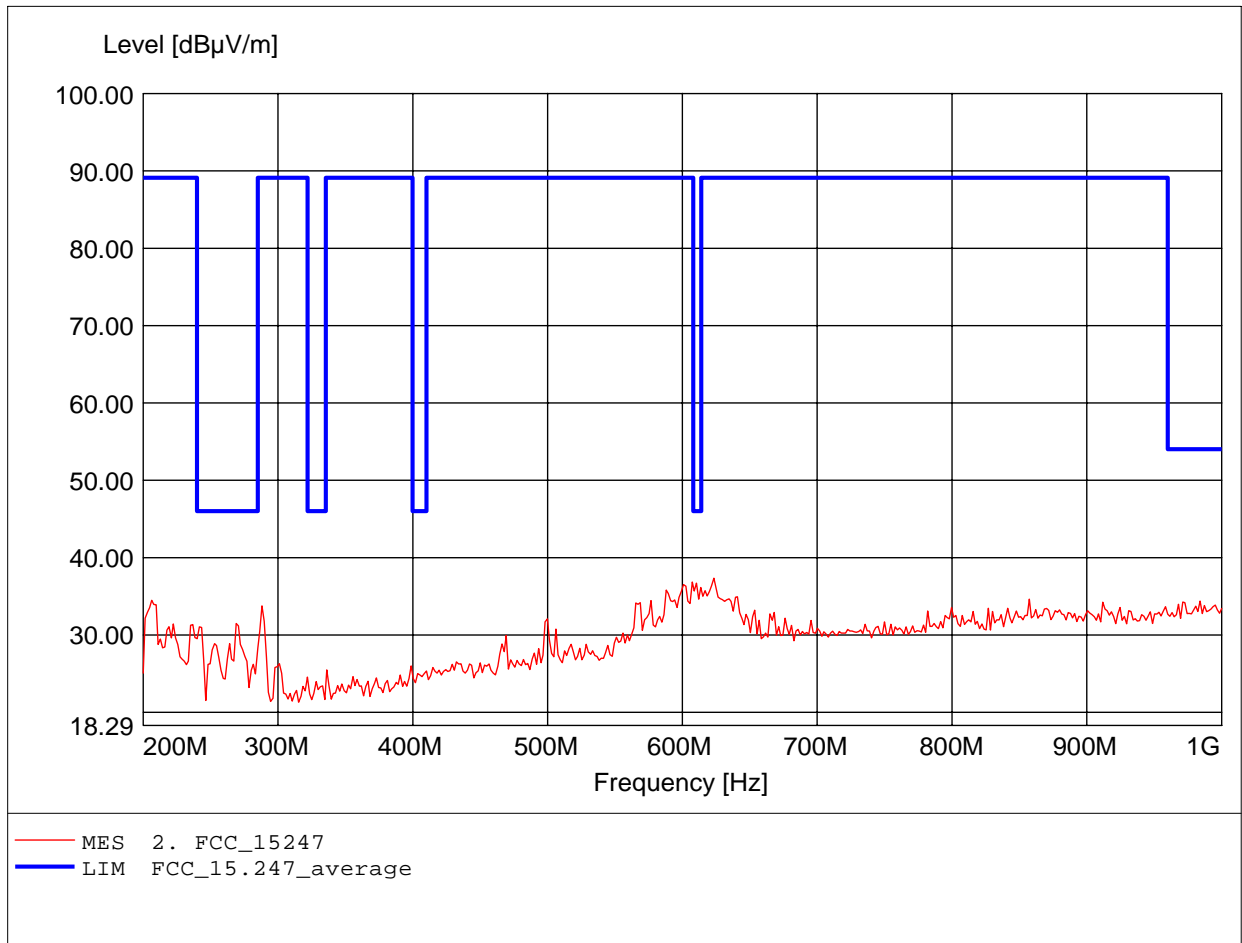
Order Number: W6M20703-7950 802.11b ch6
Test Site / Operator: ETS / Derek
Temperature: Temp.: 23.9°C
Test Specification: according to §15.247
Comment 1: Ant.: HK 116
Freq: 172.064MHz, Emax: 29.67dBµV/m, RBW: 100kHz



Spurious emissions Field Strength

FCC RULES PART 15, SUBPART C / LP 0002

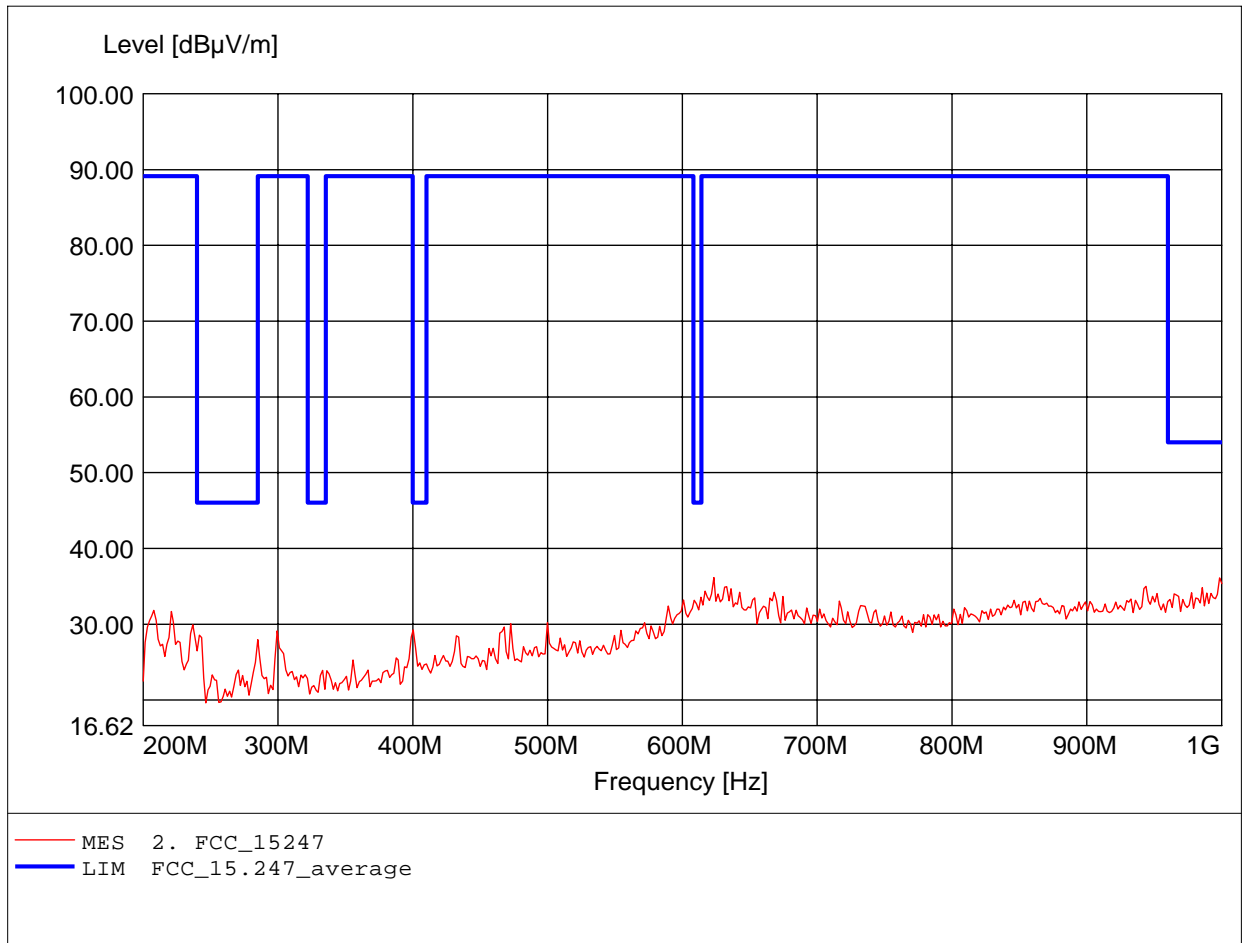
Order Number: W6M20703-7950 802.11b ch6
Test Site / Operator: ETS / Derek
Temperature: Temp.: 23.9°C
Test Specification: according to §15.247
Comment 1: Ant.: HL 223,
Freq: 623.246MHz, Emax: 37.35dBµV/m, RBW: 100kHz



Spurious emissions Field Strength

FCC RULES PART 15, SUBPART C / LP 0002

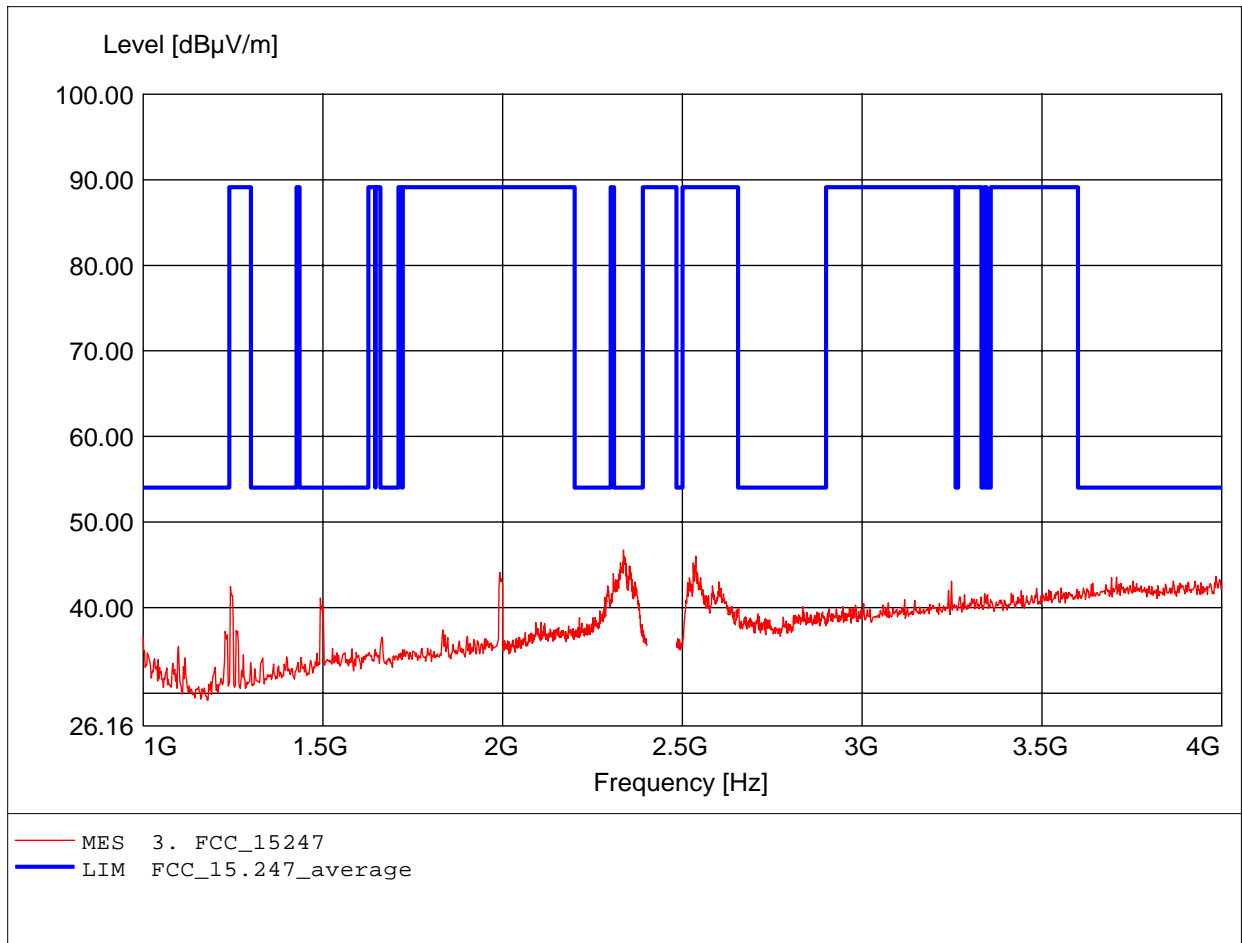
Order Number: W6M20703-7950 802.11b ch6
Test Site / Operator: ETS / Derek
Temperature: Temp.: 23.9°C
Test Specification: according to §15.247
Comment 1: Ant.: HL 223,
Freq: 623.246MHz, Emax: 36.14dBµV/m, RBW: 100kHz



Spurious emissions Field Strength

FCC RULES PART 15, SUBPART C / LP 0002

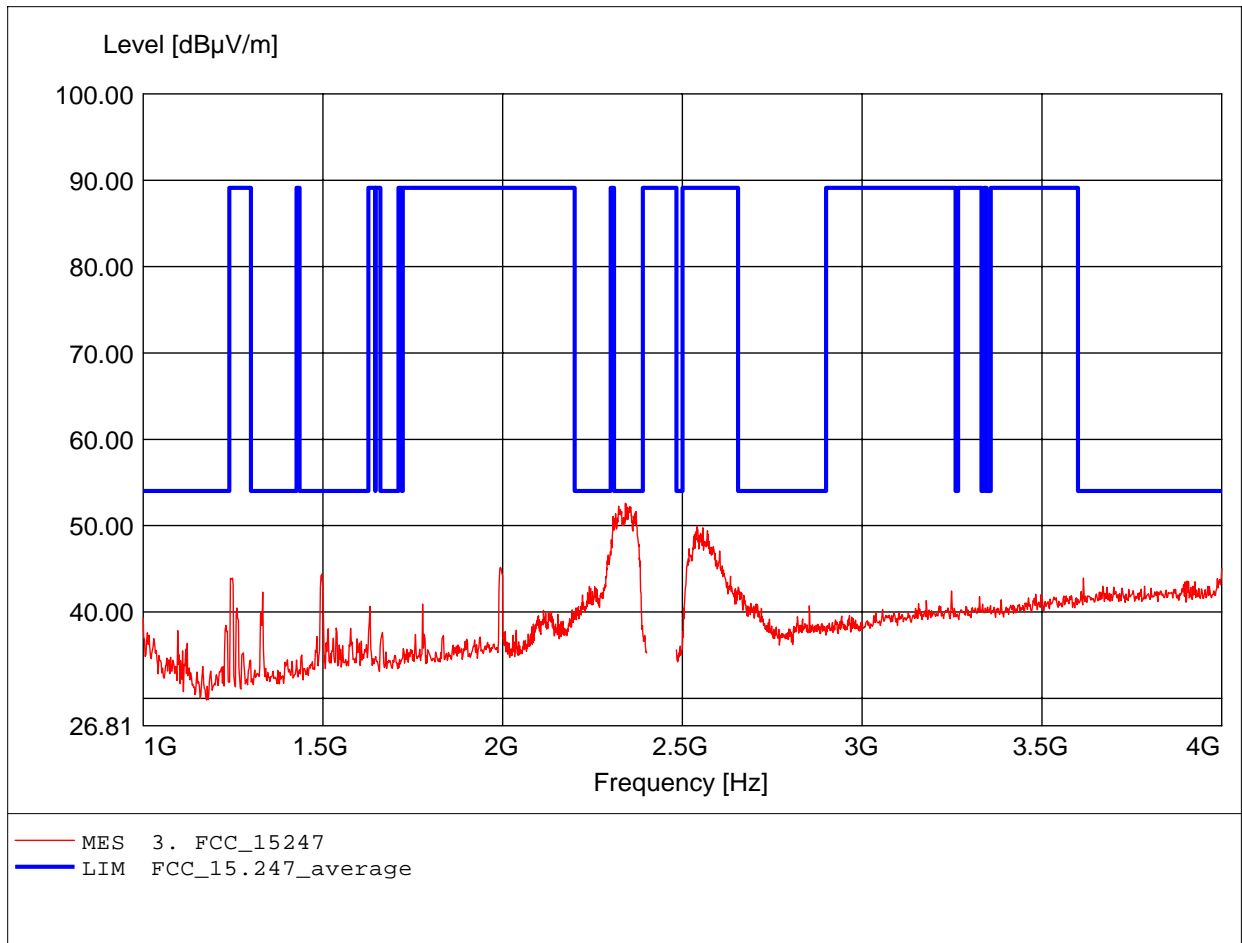
Order Number: W6M20703-7950 802.11b ch6
Test Site / Operator: ETS / Derek
Temperature: Temp.: 23.9°C
Test Specification: according to §15.247
Comment 1: Ant.: HL025, amplif.
Freq: 2.336GHz, Emax: 46.74dBµV/m, RBW: 1MHz



Spurious emissions Field Strength

FCC RULES PART 15, SUBPART C / LP 0002

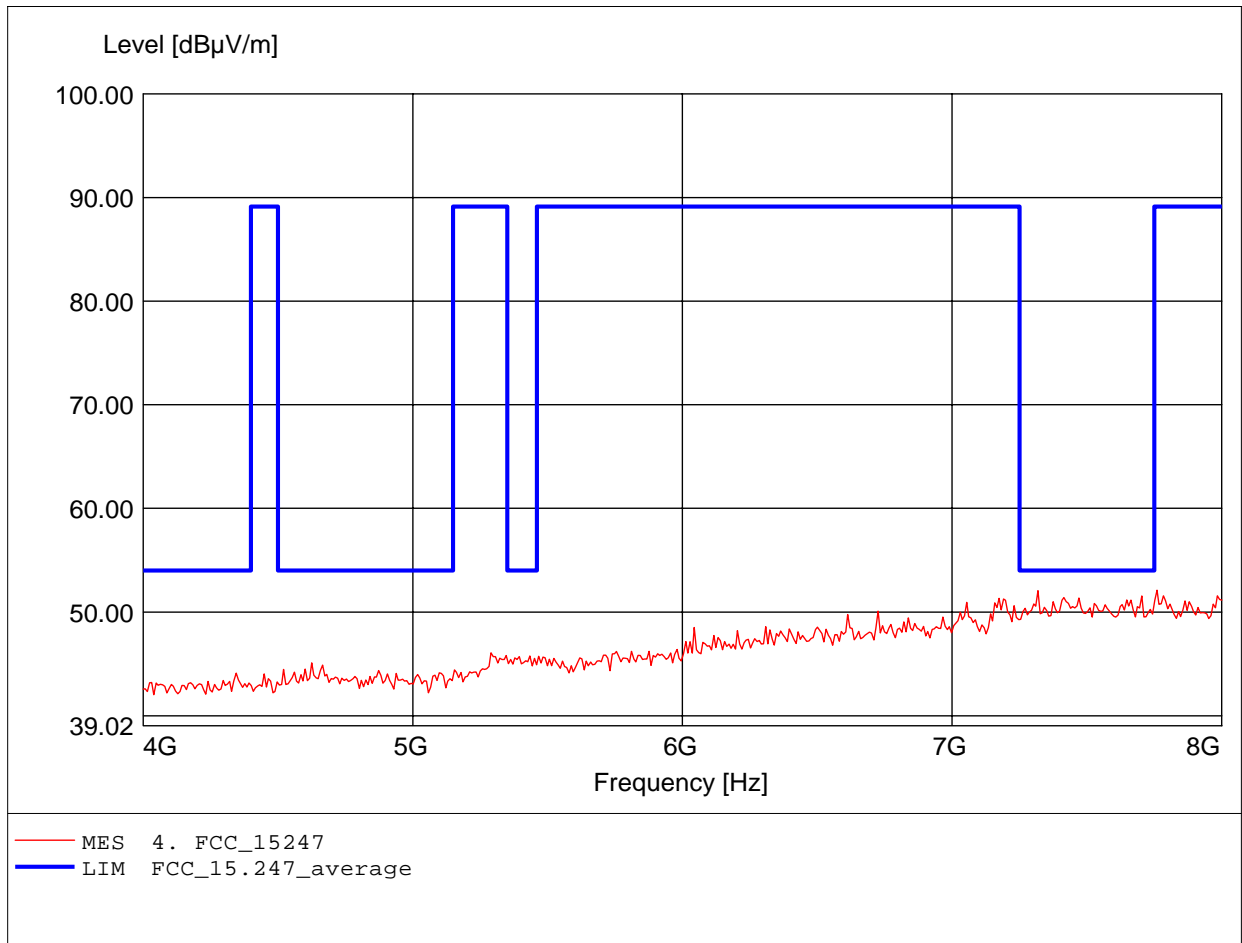
Order Number: W6M20703-7950 802.11b ch6
Test Site / Operator: ETS / Derek
Temperature: Temp.: 23.9°C
Test Specification: according to §15.247
Comment 1: Ant.: HL025, amplif.
Freq: 2.341GHz, Emax: 52.59dBµV/m, RBW: 1MHz



Spurious emissions Field Strength

FCC RULES PART 15, SUBPART C / LP 0002

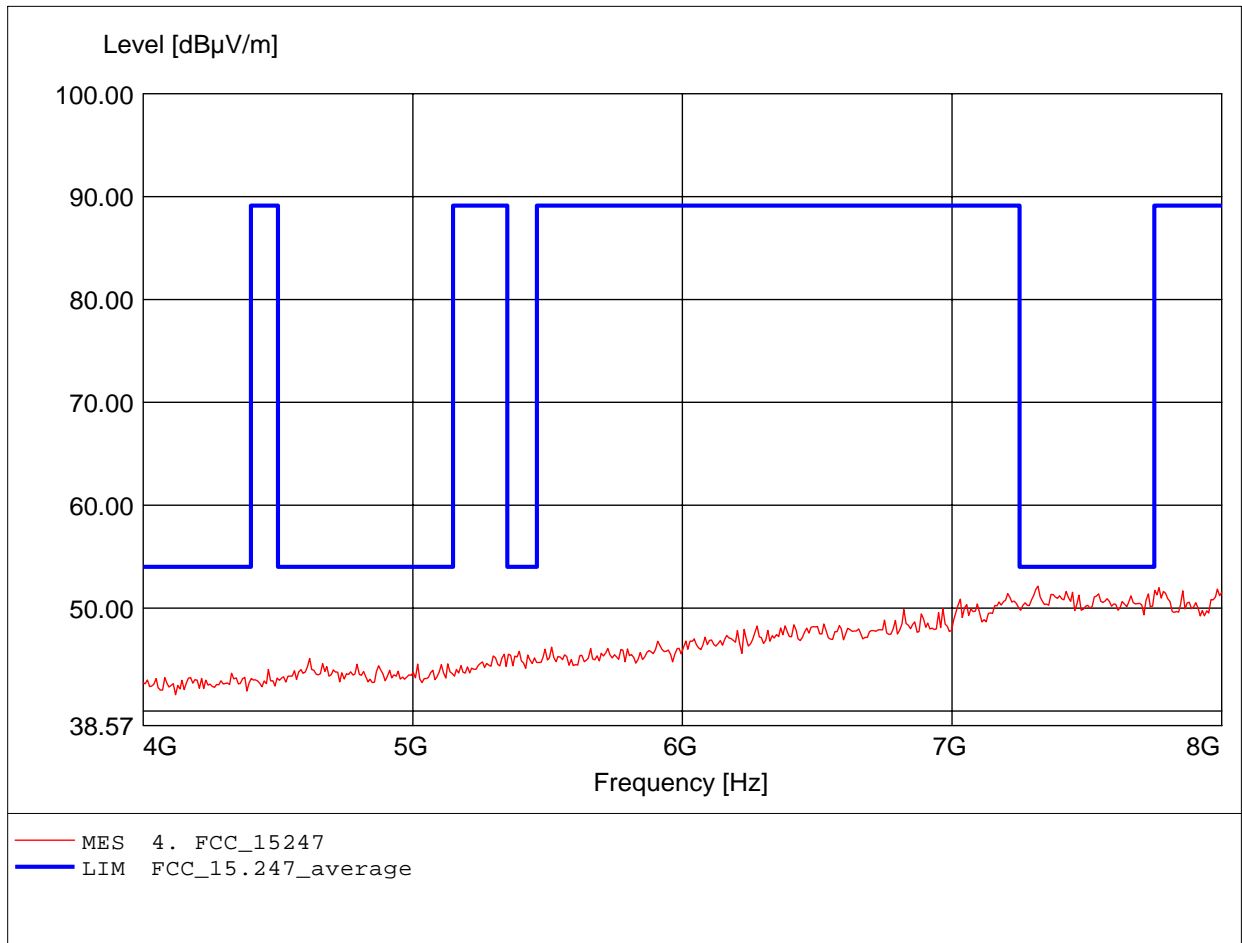
Order Number: W6M20703-7950 802.11b ch6
Test Site / Operator: ETS / Derek
Temperature: Temp.: 23.9°C
Test Specification: according to §15.247
Comment 1: Ant.: HL025, ampl.+HP.
Freq: 7.760GHz, Emax: 52.12dBµV/m, RBW: 1MHz



Spurious emissions Field Strength

FCC RULES PART 15, SUBPART C / LP 0002

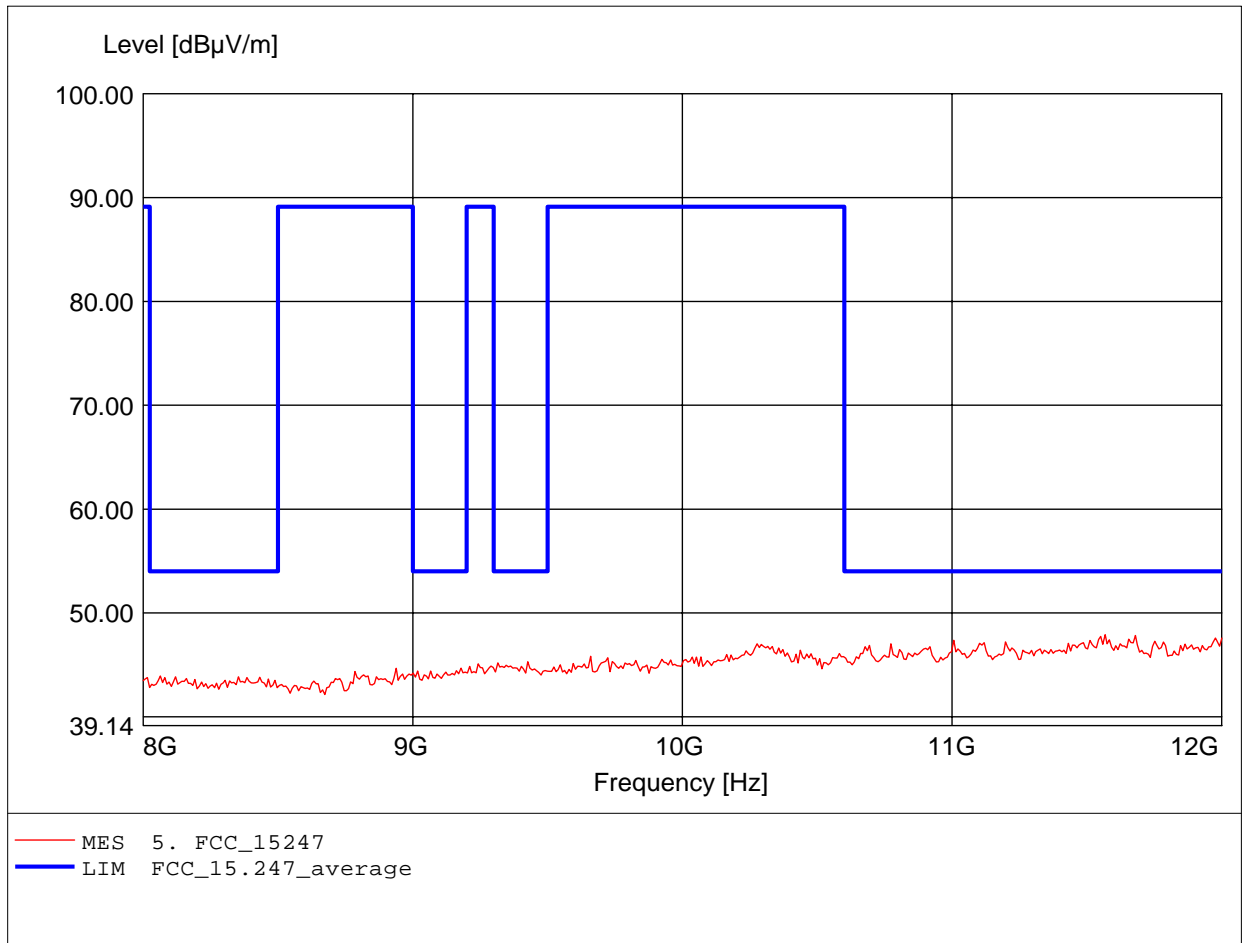
Order Number: W6M20703-7950 802.11b ch6
Test Site / Operator: ETS / Derek
Temperature: Temp.: 23.9°C
Test Specification: according to §15.247
Comment 1: Ant.: HL025, ampl.+HP.
Freq: 7.319GHz, Emax: 52.14dBµV/m, RBW: 1MHz



Spurious emissions Field Strength

FCC RULES PART 15, SUBPART C / LP 0002

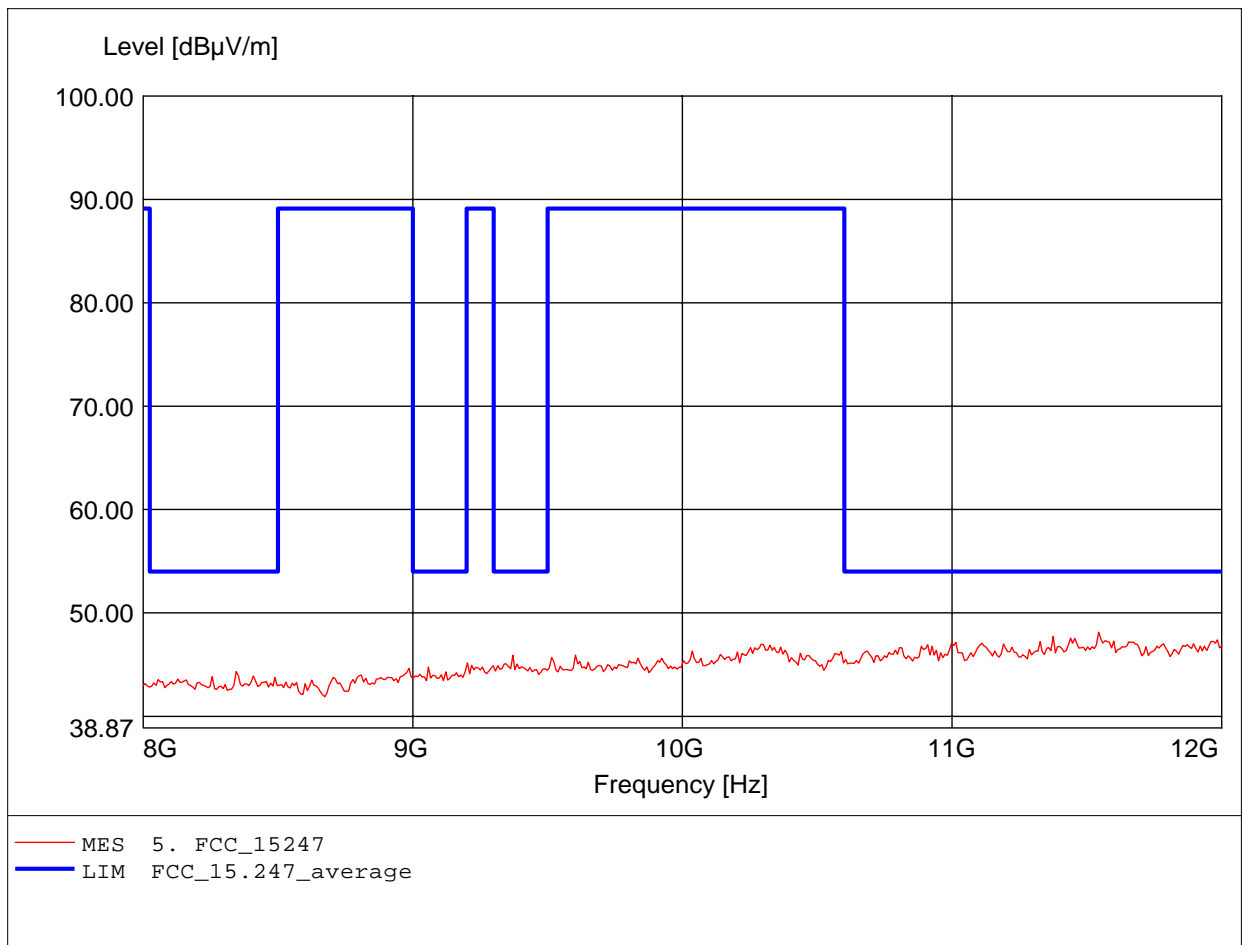
Order Number: W6M20703-7950 802.11b ch6
Test Site / Operator: ETS / Derek
Temperature: Temp.: 23.9°C
Test Specification: according to §15.247
Comment 1: Ant.: HL025, ampl.+HP.
Freq: 11.567GHz, Emax: 47.92dBμV/m, RBW: 1MHz



Spurious emissions Field Strength

FCC RULES PART 15, SUBPART C / LP 0002

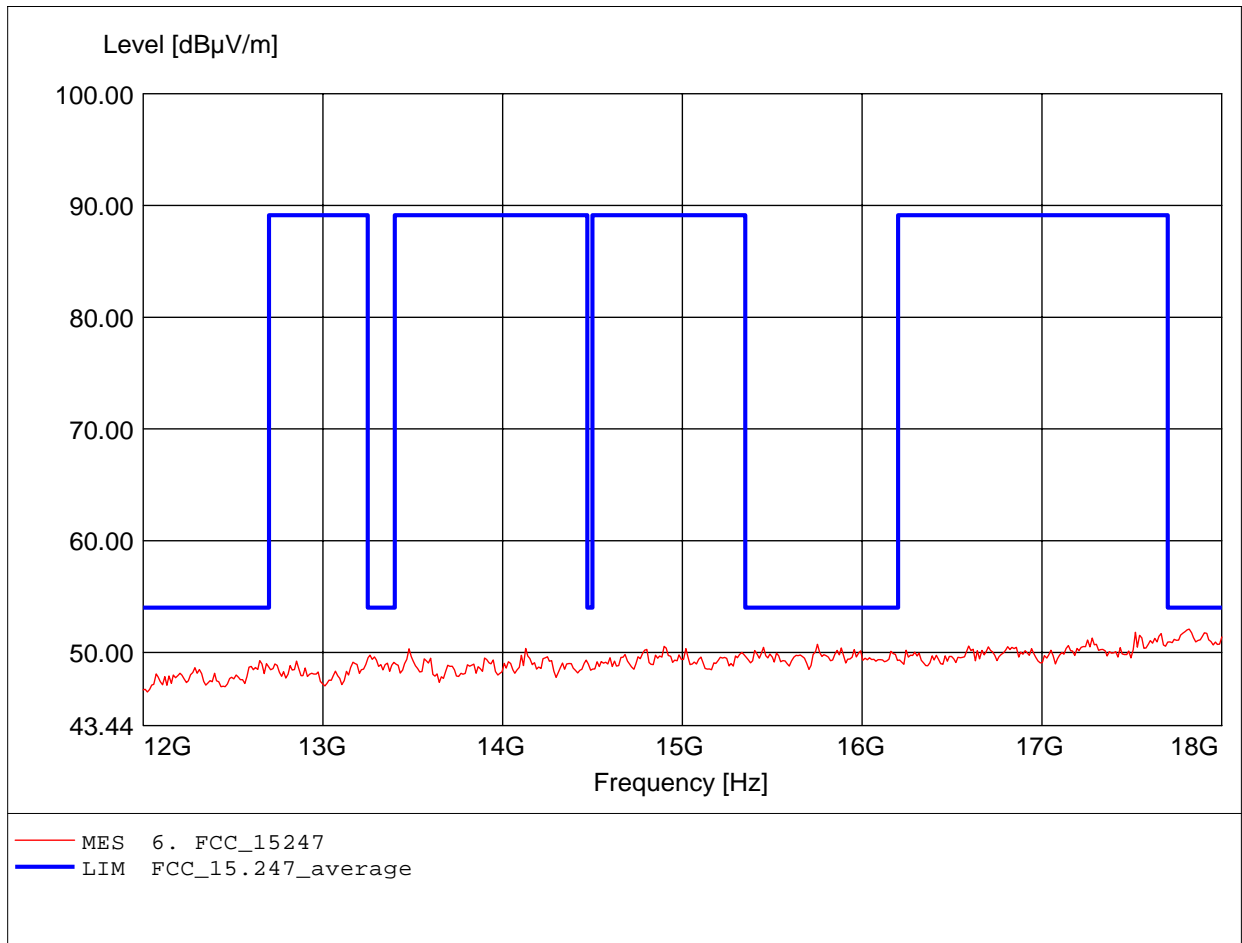
Order Number: W6M20703-7950 802.11b ch6
Test Site / Operator: ETS / Derek
Temperature: Temp.: 23.9°C
Test Specification: according to §15.247
Comment 1: Ant.: HL025, ampl.+HP.
Freq: 11.543GHz, Emax: 48.13dBμV/m, RBW: 1MHz



Spurious emissions Field Strength

FCC RULES PART 15, SUBPART C / LP 0002

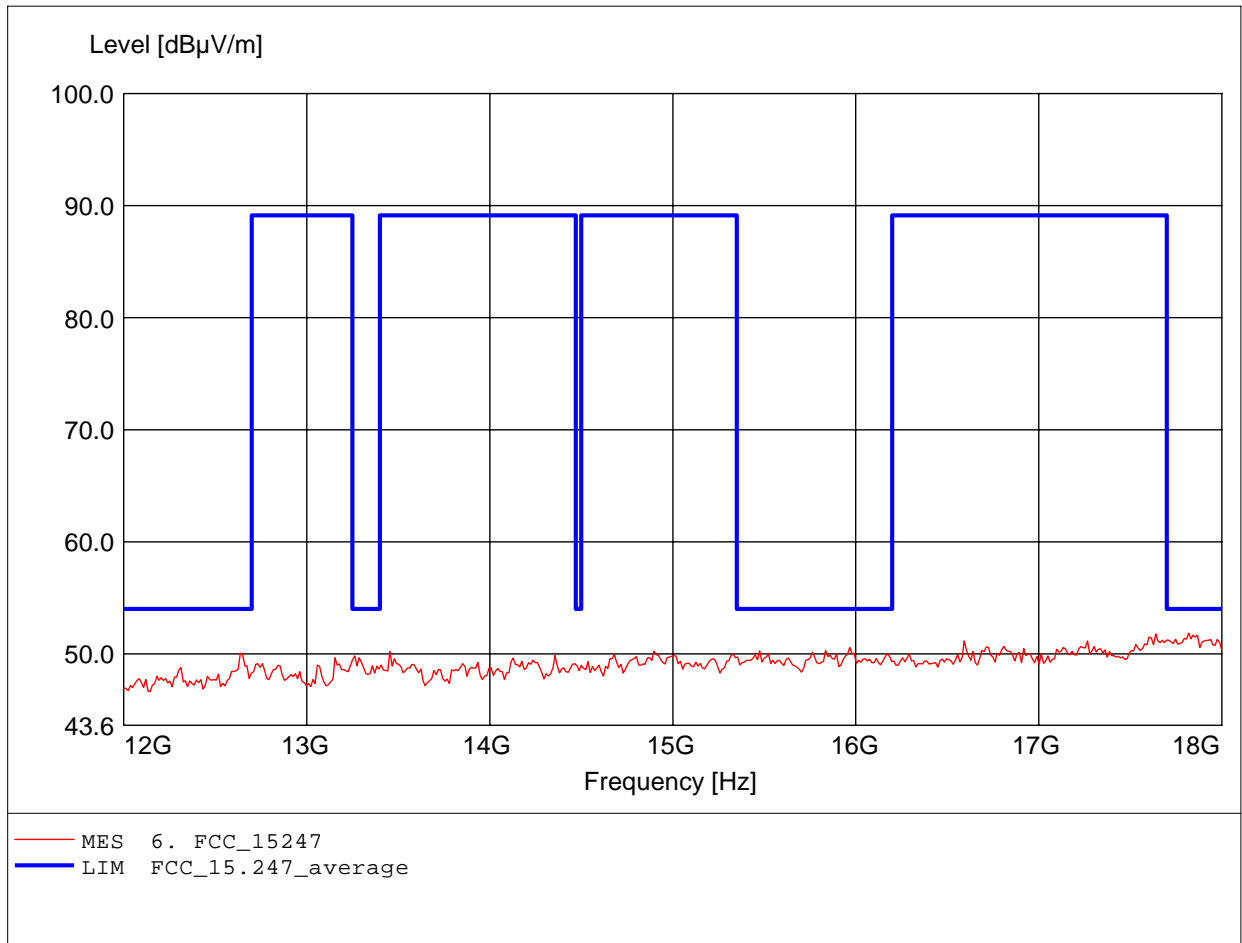
Order Number: W6M20703-7950 802.11b ch6
Test Site / Operator: ETS / Derek
Temperature: Temp.: 23.9°C
Test Specification: according to §15.247
Comment 1: Ant.: HL025, ampl.+HP.
Freq: 17.820GHz, Emax: 52.08dBµV/m, RBW: 1MHz



Spurious emissions Field Strength

FCC RULES PART 15, SUBPART C / LP 0002

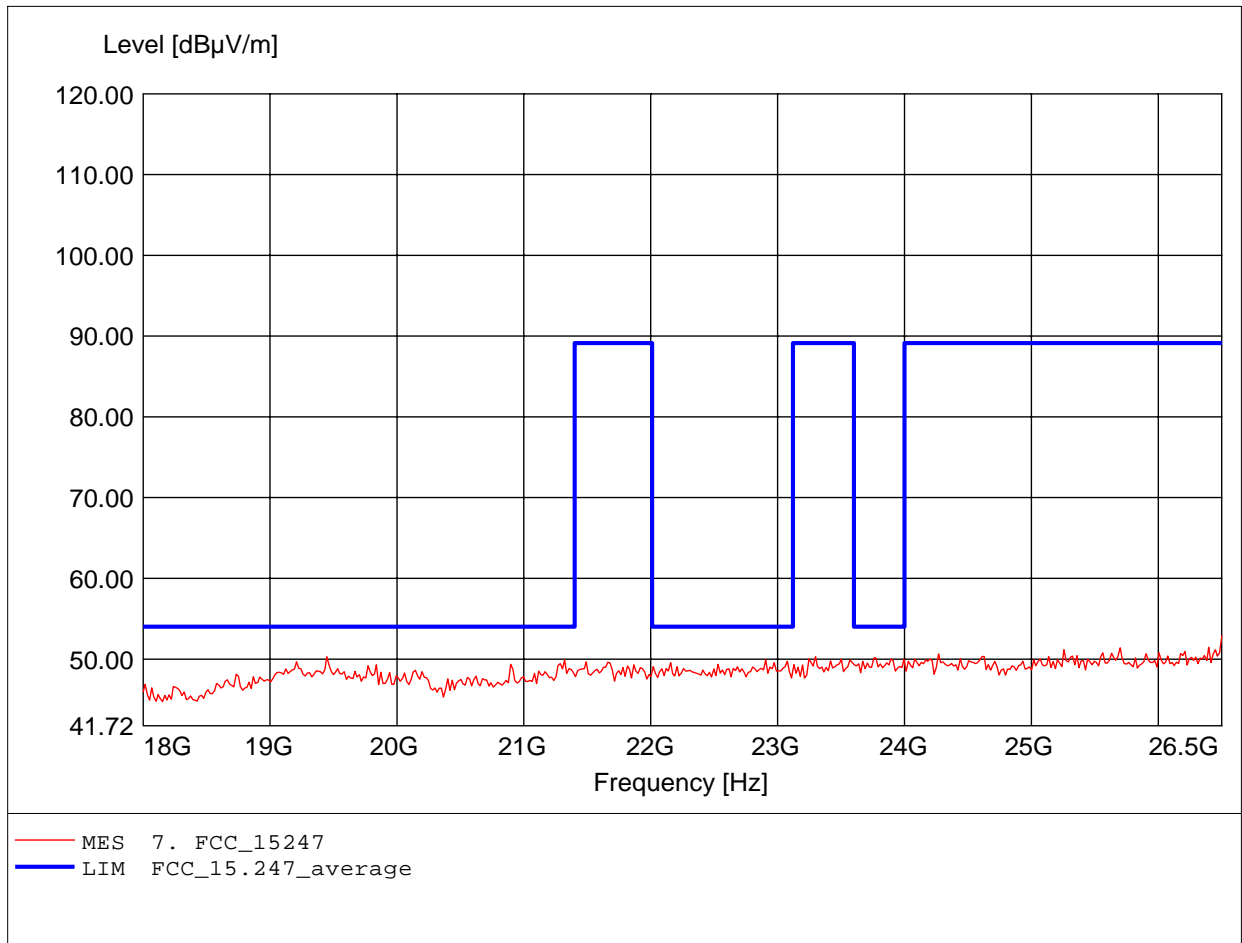
Order Number: W6M20703-7950 802.11b ch6
Test Site / Operator: ETS / Derek
Temperature: Temp.: 23.9°C
Test Specification: according to §15.247
Comment 1: Ant.: HL025, ampl.+HP.
Freq: 17.820GHz, Emax: 51.86dBμV/m, RBW: 1MHz



Spurious emissions Field Strength

FCC RULES PART 15, SUBPART C / LP 0002

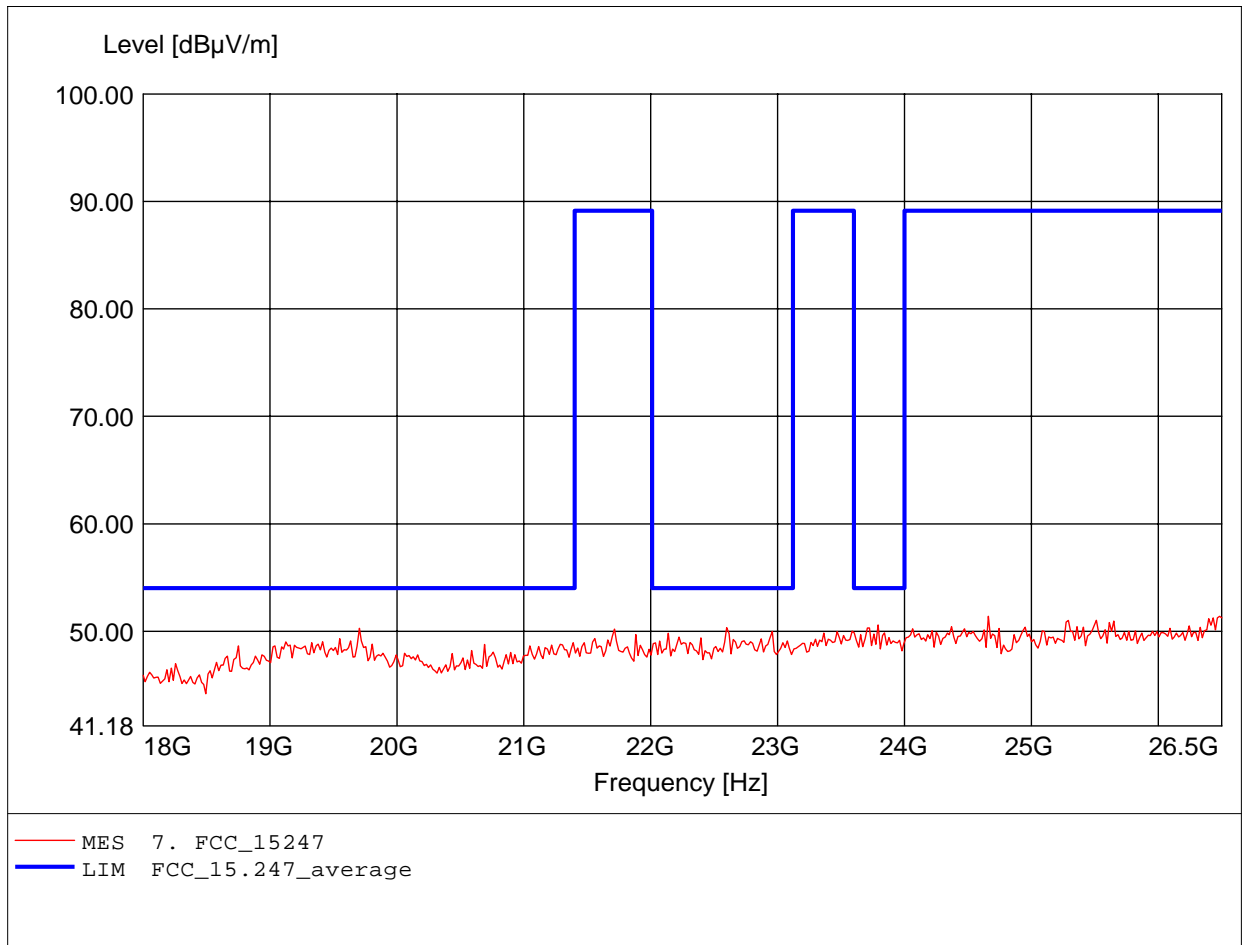
Order Number: W6M20703-7950 802.11b ch6
Test Site / Operator: ETS / Derek
Temperature: Temp.: 23.9°C
Test Specification: according to §15.247
Comment 1: Ant.: HL025, amplif.
Freq: 26.500GHz, Emax: 52.88dBμV/m, RBW: 1MHz



Spurious emissions Field Strength

FCC RULES PART 15, SUBPART C / LP 0002

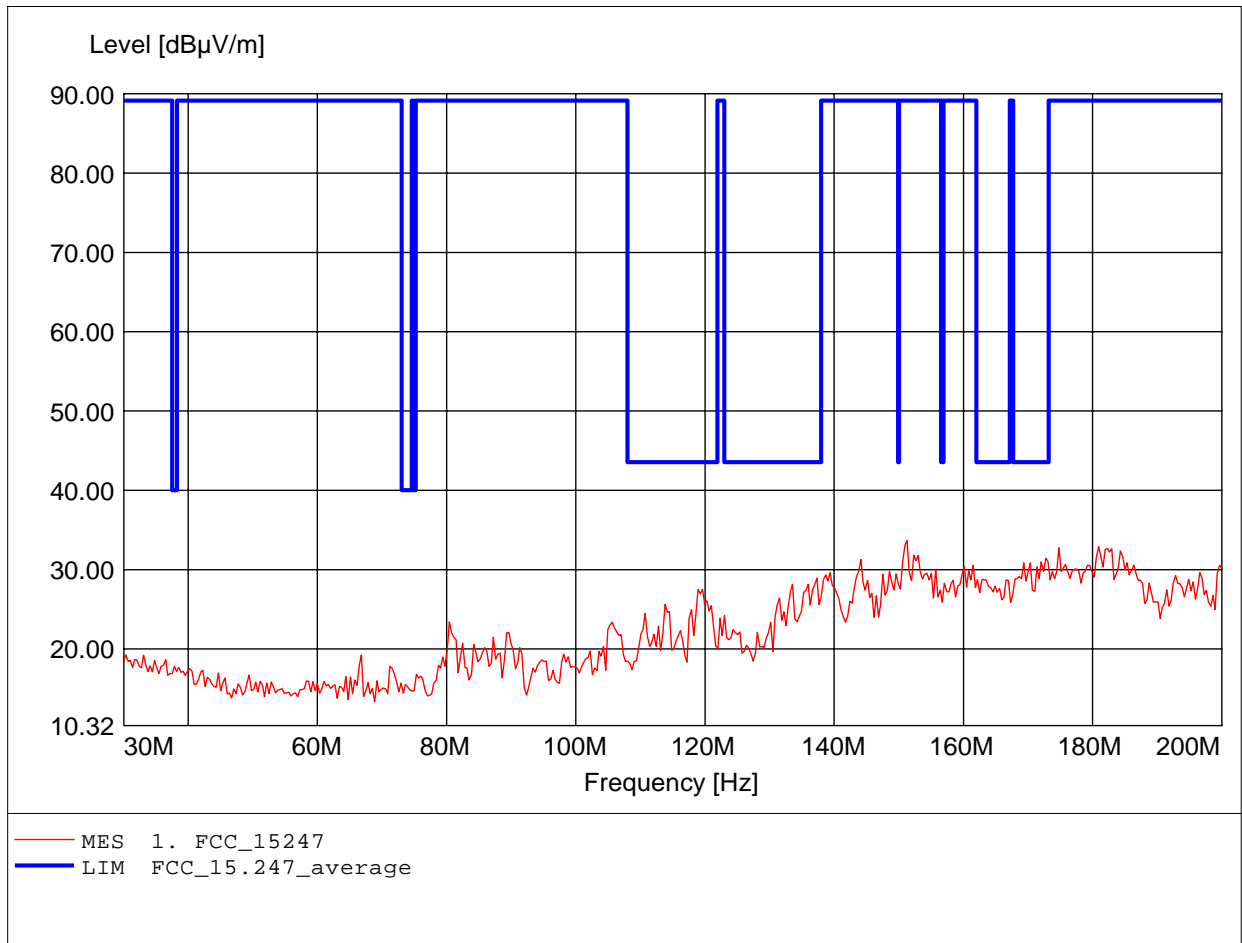
Order Number: W6M20703-7950 802.11b ch6
Test Site / Operator: ETS / Derek
Temperature: Temp.: 23.9°C
Test Specification: according to §15.247
Comment 1: Ant.: HL025, amplif.
Freq: 26.483GHz, Emax: 51.37dBµV/m, RBW: 1MHz



Spurious emissions Field Strength

FCC RULES PART 15, SUBPART C / LP 0002

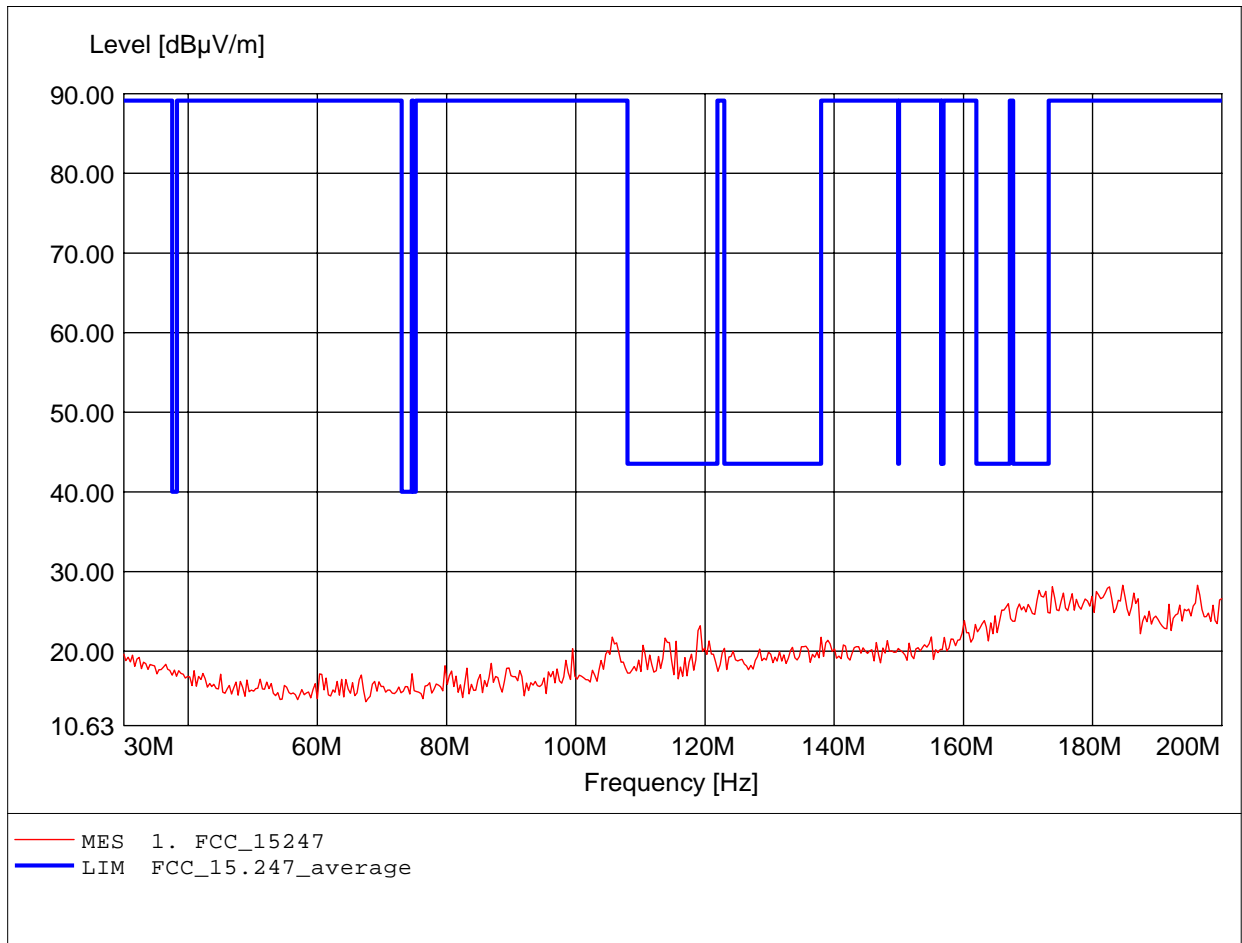
Order Number: W6M20703-7950 802.11b ch11
Test Site / Operator: ETS / Derek
Temperature: Temp.: 23.9°C
Test Specification: according to §15.247
Comment 1: Ant.: HK 116
Freq: 151.283MHz, Emax: 33.67dBµV/m, RBW: 100kHz



Spurious emissions Field Strength

FCC RULES PART 15, SUBPART C / LP 0002

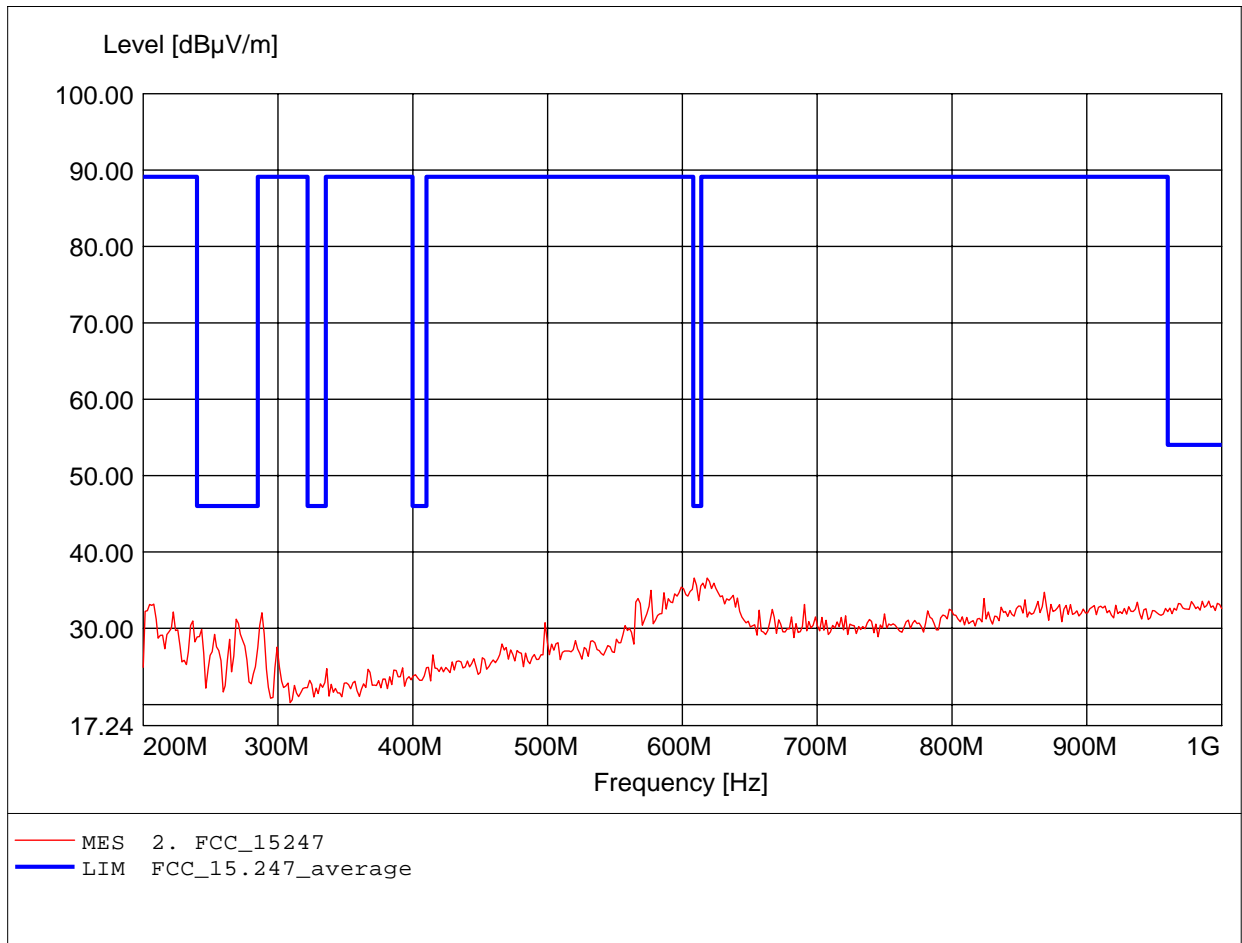
Order Number: W6M20703-7950 802.11b ch11
Test Site / Operator: ETS / Derek
Temperature: Temp.: 23.9°C
Test Specification: according to §15.247
Comment 1: Ant.: HK 116
Freq: 184.669MHz, Emax: 28.27dBµV/m, RBW: 100kHz



Spurious emissions Field Strength

FCC RULES PART 15, SUBPART C / LP 0002

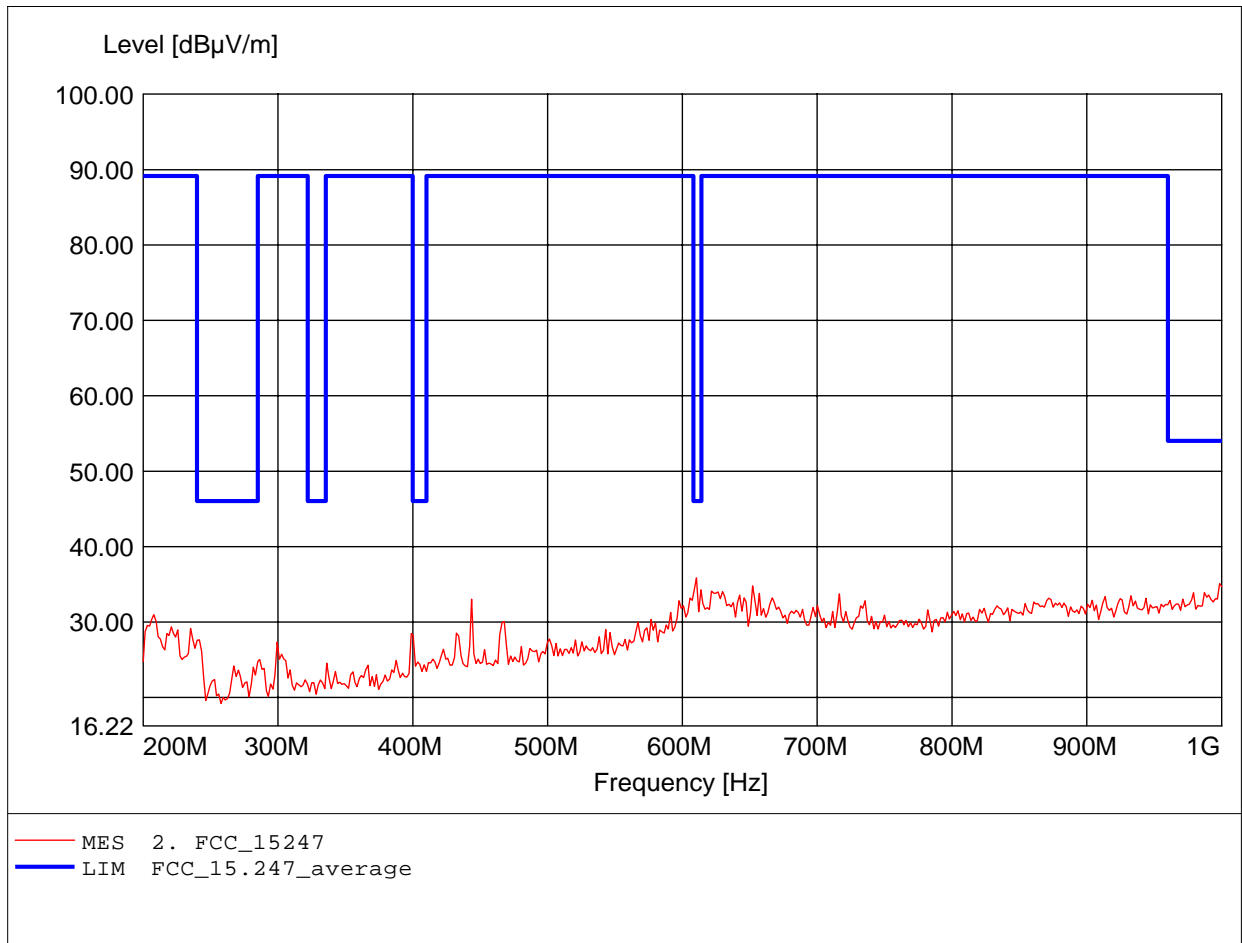
Order Number: W6M20703-7950 802.11b ch11
Test Site / Operator: ETS / Derek
Temperature: Temp.: 23.9°C
Test Specification: according to §15.247
Comment 1: Ant.: HL 223,
Freq: 608.818MHz, Emax: 36.60dBµV/m, RBW: 100kHz



Spurious emissions Field Strength

FCC RULES PART 15, SUBPART C / LP 0002

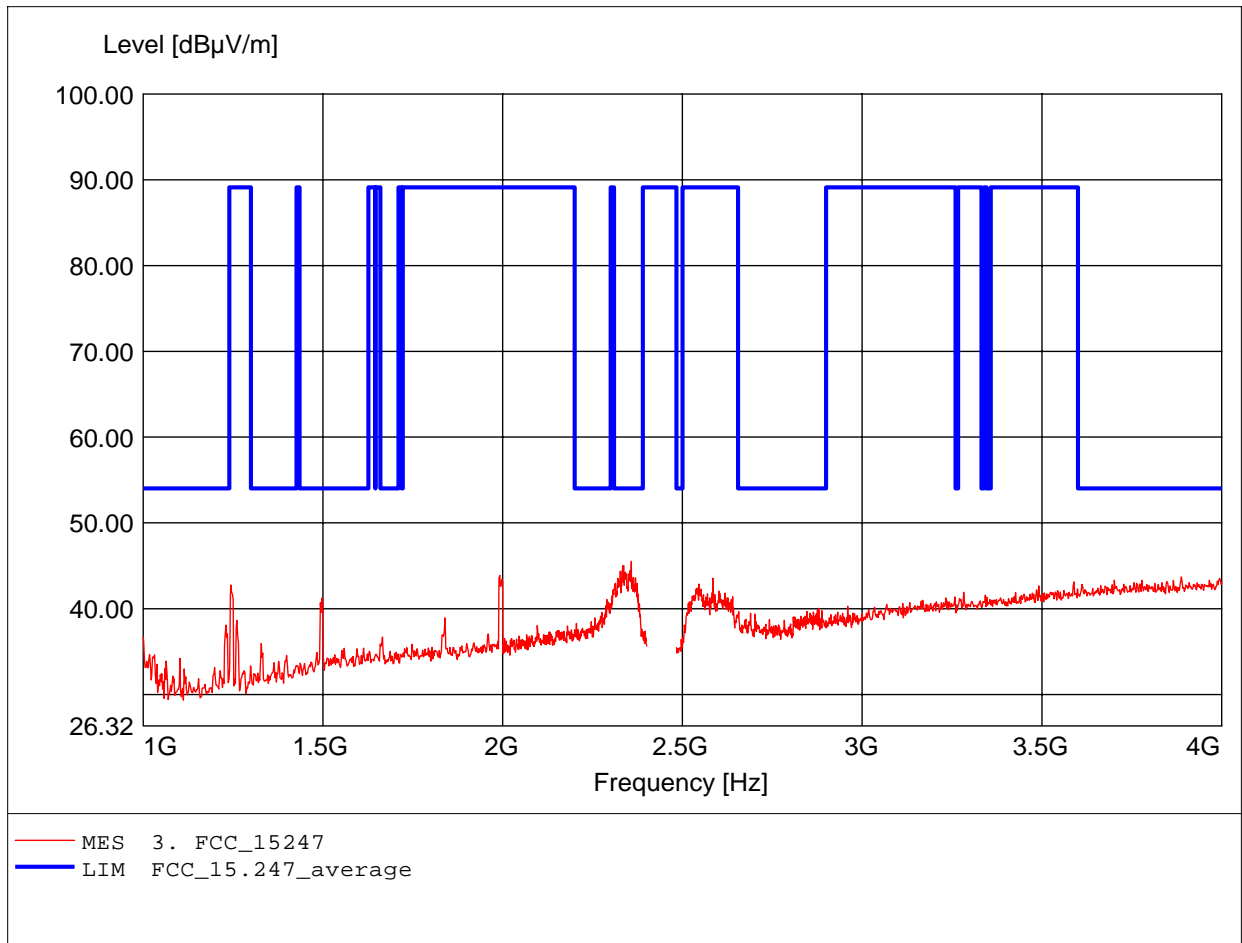
Order Number: W6M20703-7950 802.11b ch11
Test Site / Operator: ETS / Derek
Temperature: Temp.: 23.9°C
Test Specification: according to §15.247
Comment 1: Ant.: HL 223,
Freq: 610.421MHz, Emax: 35.86dBµV/m, RBW: 100kHz



Spurious emissions Field Strength

FCC RULES PART 15, SUBPART C / LP 0002

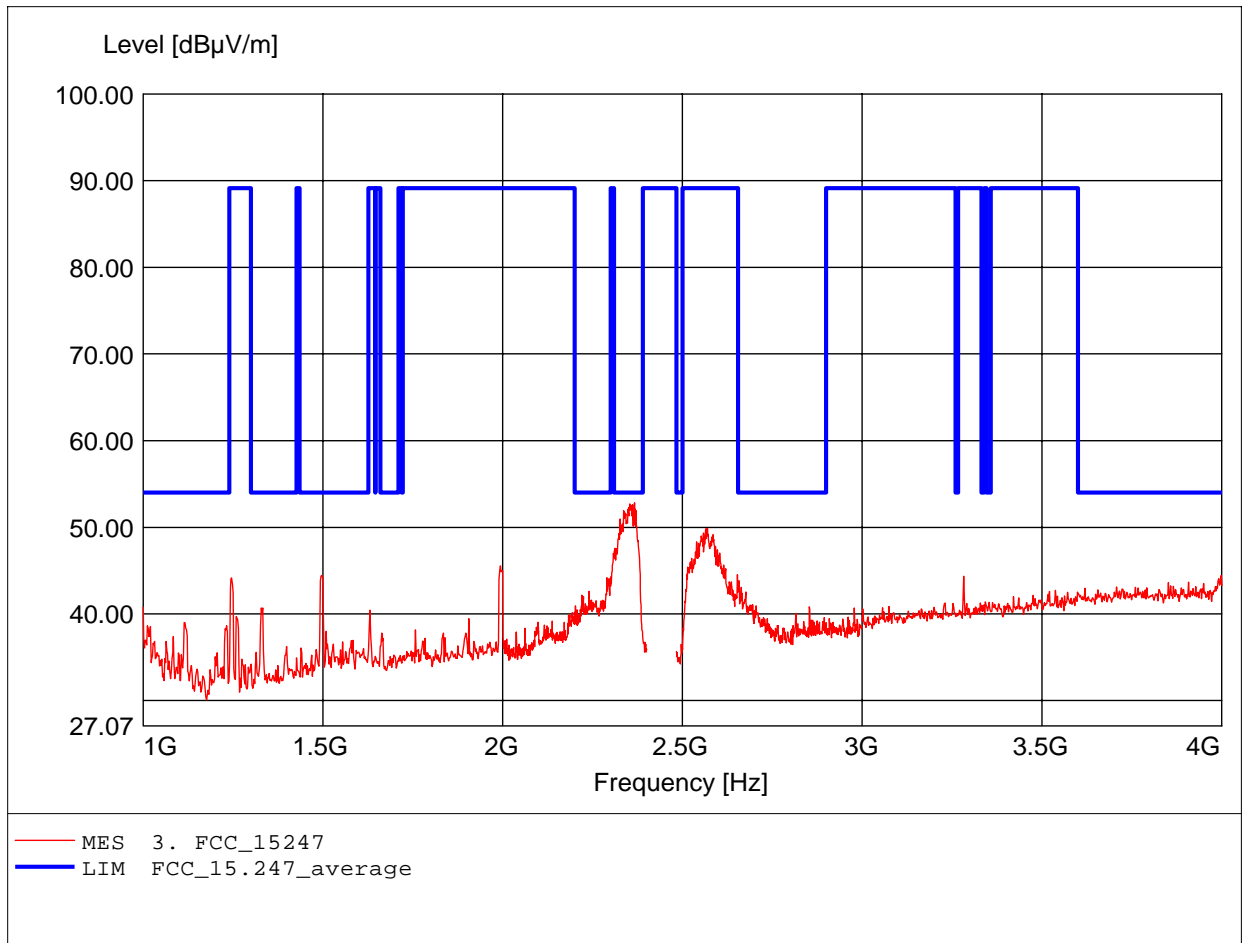
Order Number: W6M20703-7950 802.11b ch11
Test Site / Operator: ETS / Derek
Temperature: Temp.: 23.9°C
Test Specification: according to §15.247
Comment 1: Ant.: HL025, amplif.
Freq: 2.358GHz, Emax: 45.49dBµV/m, RBW: 1MHz



Spurious emissions Field Strength

FCC RULES PART 15, SUBPART C / LP 0002

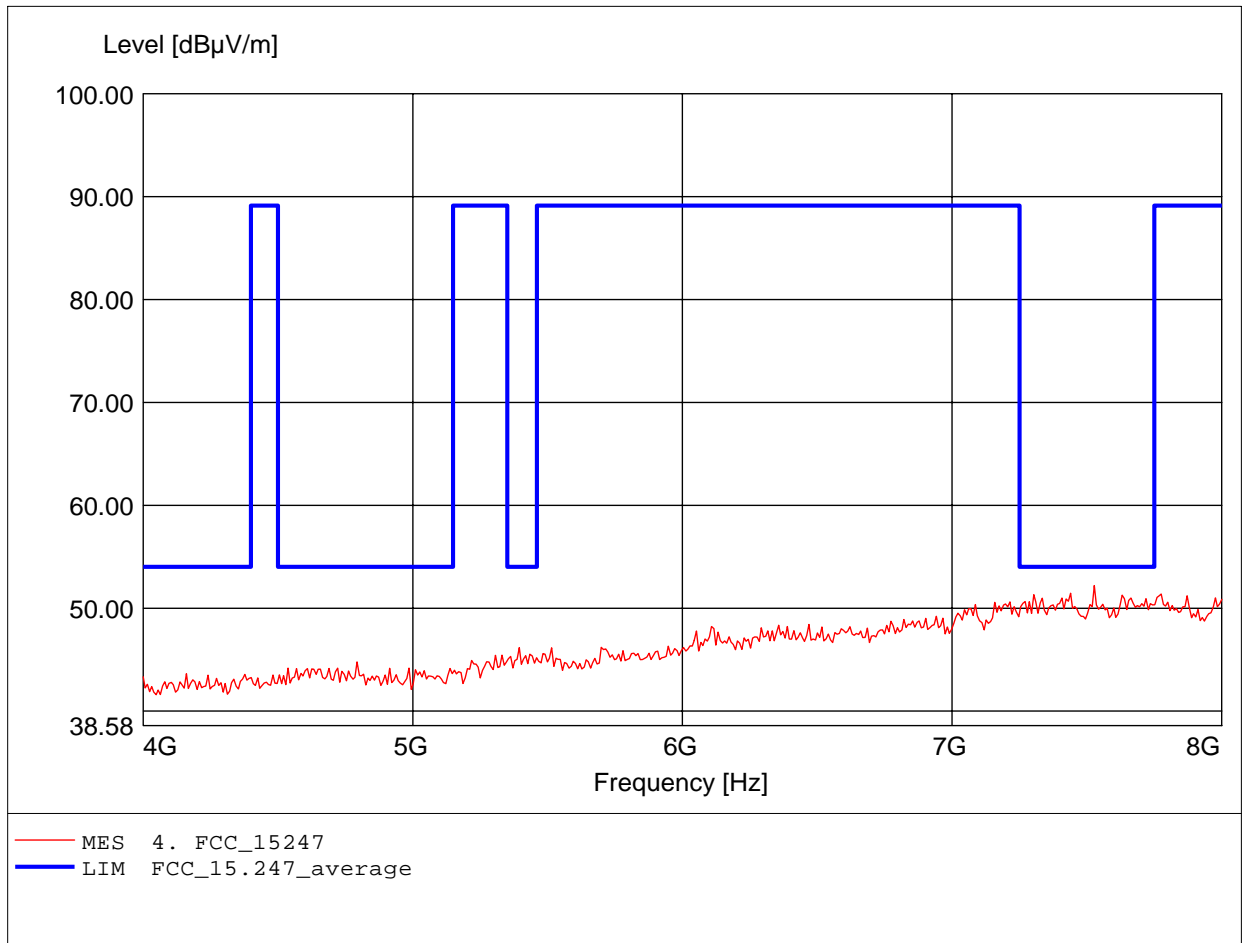
Order Number: W6M20703-7950 802.11b ch11
Test Site / Operator: ETS / Derek
Temperature: Temp.: 23.9°C
Test Specification: according to §15.247
Comment 1: Ant.: HL025, amplif.
Freq: 2.366GHz, Emax: 52.81dBµV/m, RBW: 1MHz



Spurious emissions Field Strength

FCC RULES PART 15, SUBPART C / LP 0002

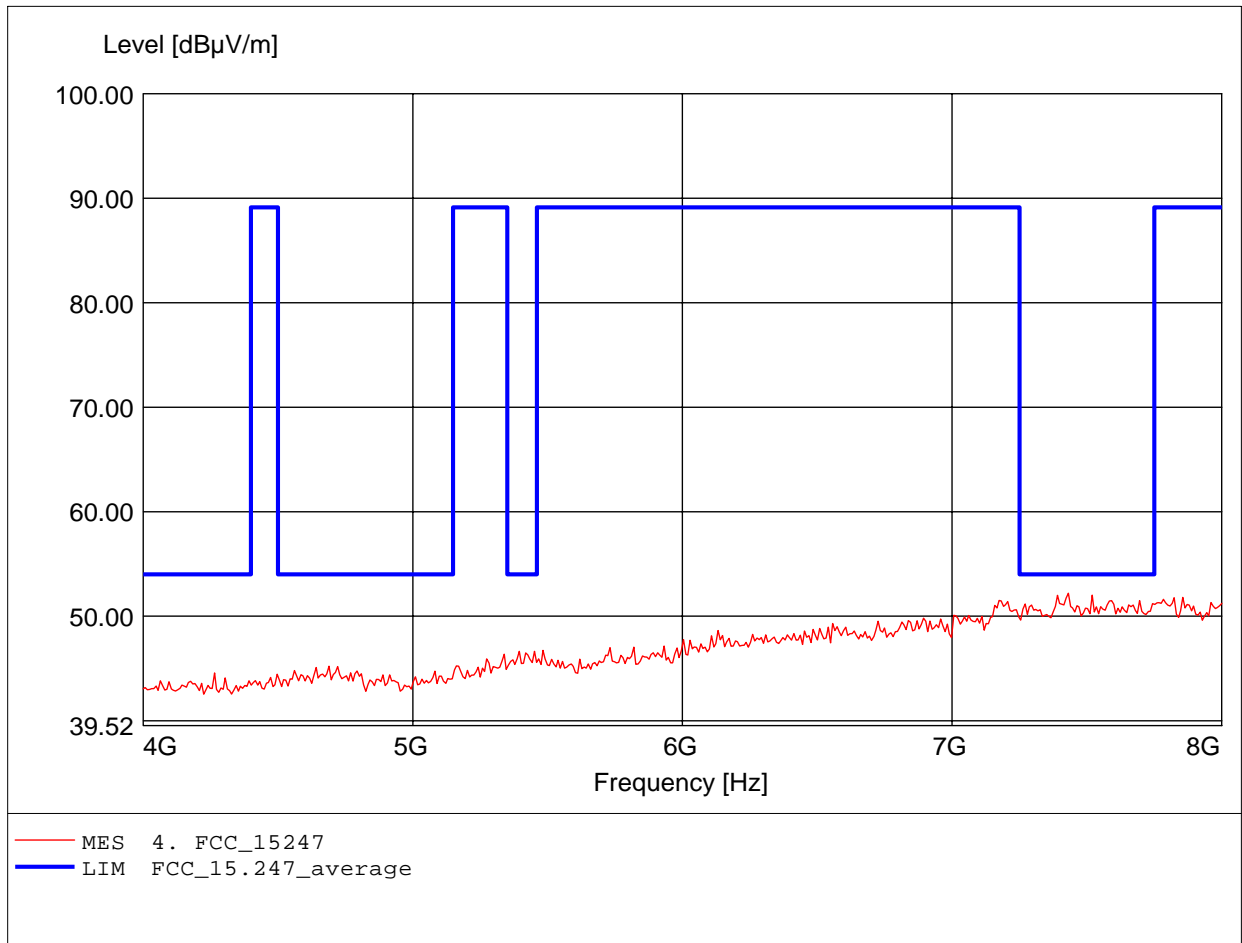
Order Number: W6M20703-7950 802.11b ch11
Test Site / Operator: ETS / Derek
Temperature: Temp.: 23.9°C
Test Specification: according to §15.247
Comment 1: Ant.: HL025, ampl.+HP.
Freq: 7.527GHz, Emax: 52.21dBμV/m, RBW: 1MHz



Spurious emissions Field Strength

FCC RULES PART 15, SUBPART C / LP 0002

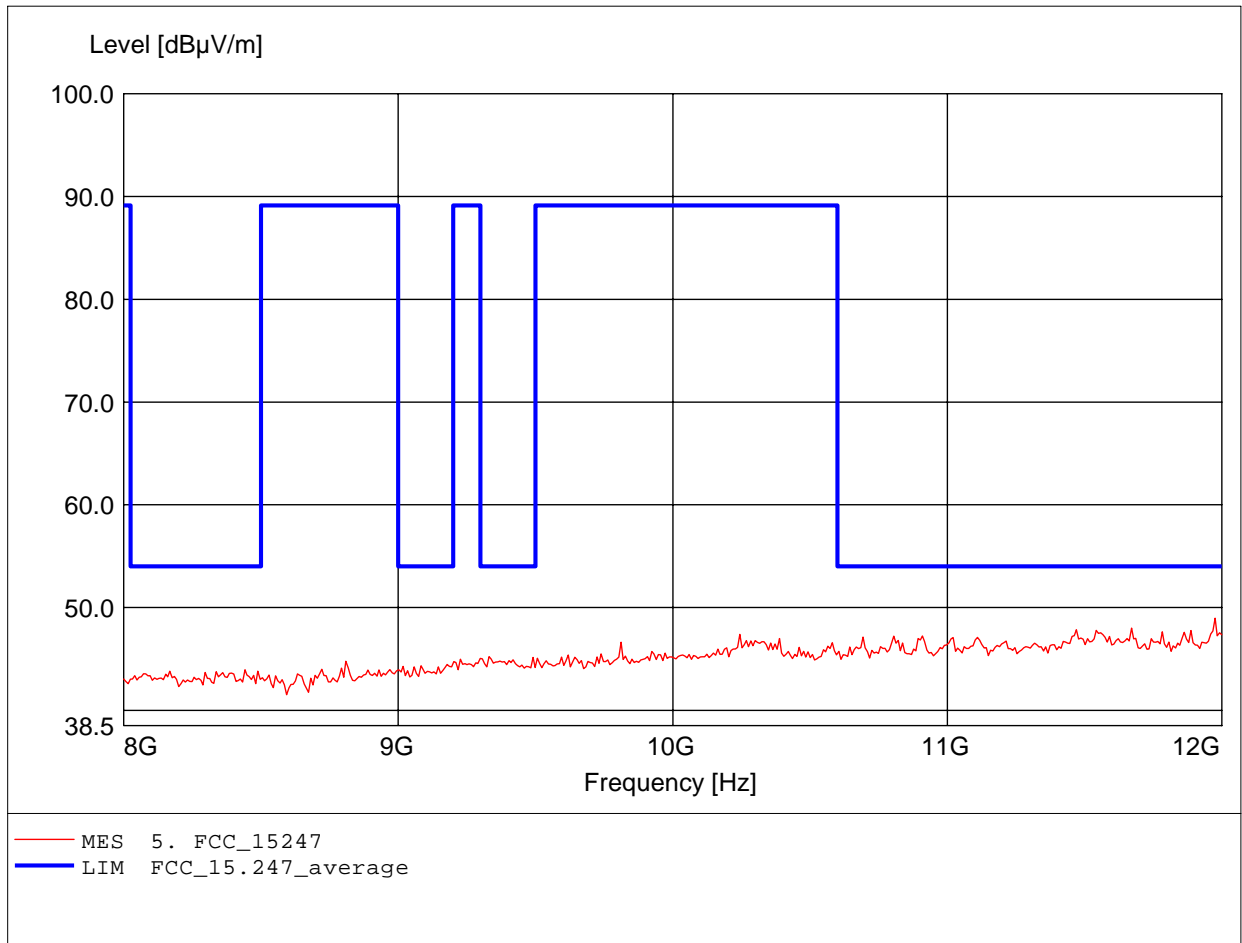
Order Number: W6M20703-7950 802.11b ch11
Test Site / Operator: ETS / Derek
Temperature: Temp.: 23.9°C
Test Specification: according to §15.247
Comment 1: Ant.: HL025, ampl.+HP.
Freq: 7.431GHz, Emax: 52.20dBµV/m, RBW: 1MHz



Spurious emissions Field Strength

FCC RULES PART 15, SUBPART C / LP 0002

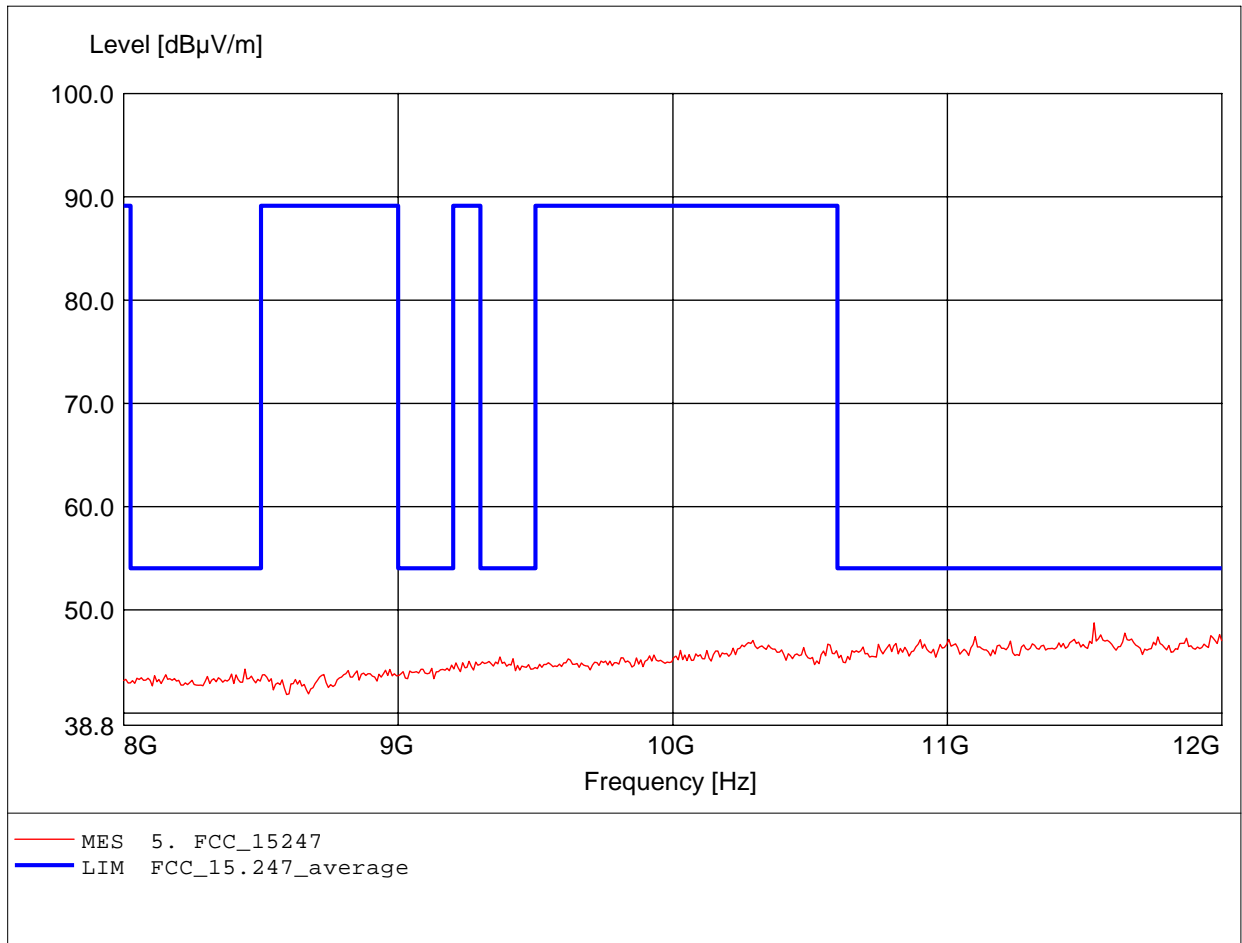
Order Number: W6M20703-7950 802.11b ch11
Test Site / Operator: ETS / Derek
Temperature: Temp.: 23.9°C
Test Specification: according to §15.247
Comment 1: Ant.: HL025, ampl.+HP.
Freq: 11.976GHz, Emax: 48.97dBμV/m, RBW: 1MHz



Spurious emissions Field Strength

FCC RULES PART 15, SUBPART C / LP 0002

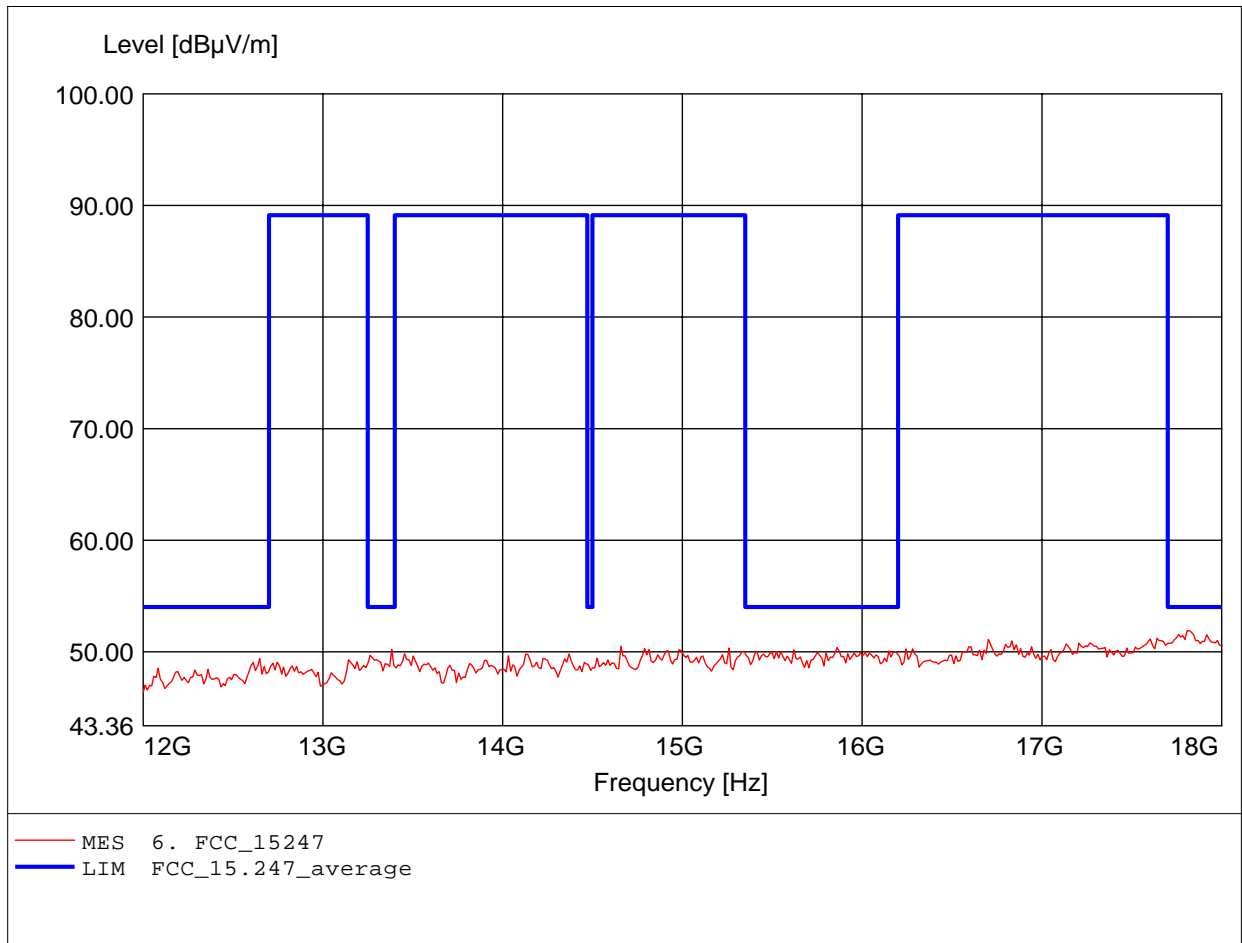
Order Number: W6M20703-7950 802.11b ch11
Test Site / Operator: ETS / Derek
Temperature: Temp.: 23.9°C
Test Specification: according to §15.247
Comment 1: Ant.: HL025, ampl.+HP.
Freq: 11.535GHz, Emax: 48.73dBμV/m, RBW: 1MHz



Spurious emissions Field Strength

FCC RULES PART 15, SUBPART C / LP 0002

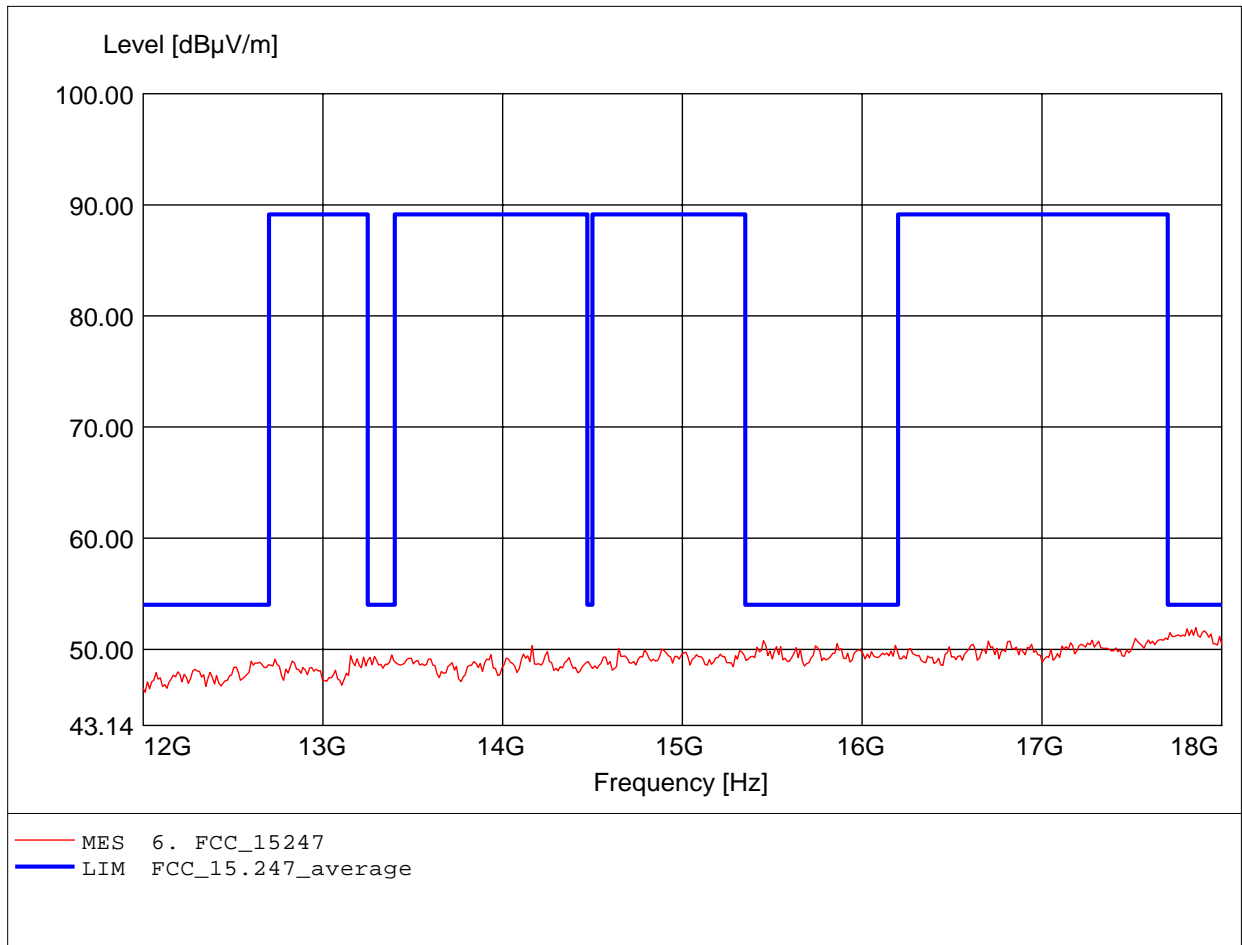
Order Number: W6M20703-7950 802.11b ch11
Test Site / Operator: ETS / Derek
Temperature: Temp.: 23.9°C
Test Specification: according to §15.247
Comment 1: Ant.: HL025, ampl.+HP.
Freq: 17.808GHz, Emax: 51.88dBμV/m, RBW: 1MHz



Spurious emissions Field Strength

FCC RULES PART 15, SUBPART C / LP 0002

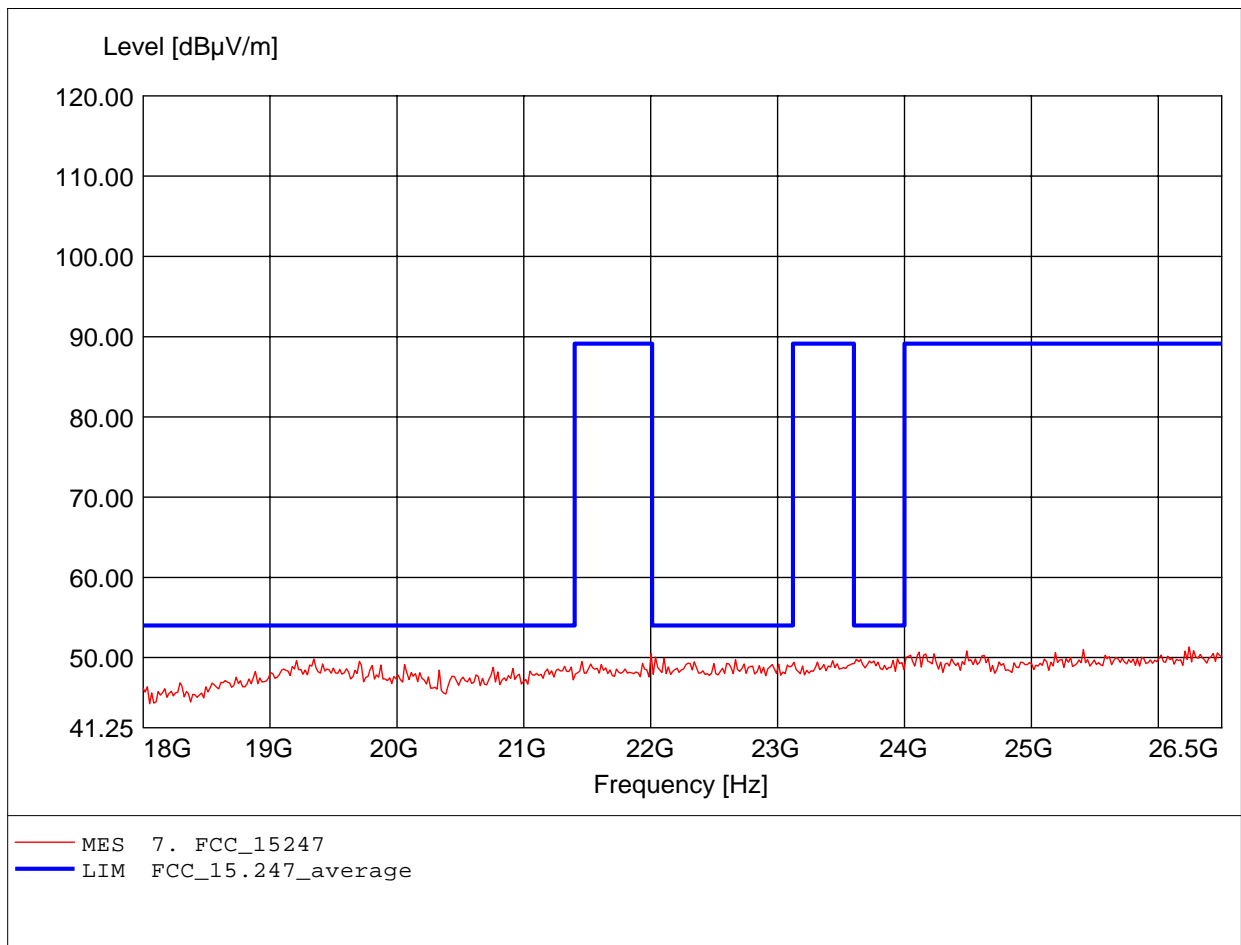
Order Number: W6M20703-7950 802.11b ch11
Test Site / Operator: ETS / Derek
Temperature: Temp.: 23.9°C
Test Specification: according to §15.247
Comment 1: Ant.: HL025, ampl.+HP.
Freq: 17.856GHz, Emax: 51.96dBµV/m, RBW: 1MHz



Spurious emissions Field Strength

FCC RULES PART 15, SUBPART C / LP 0002

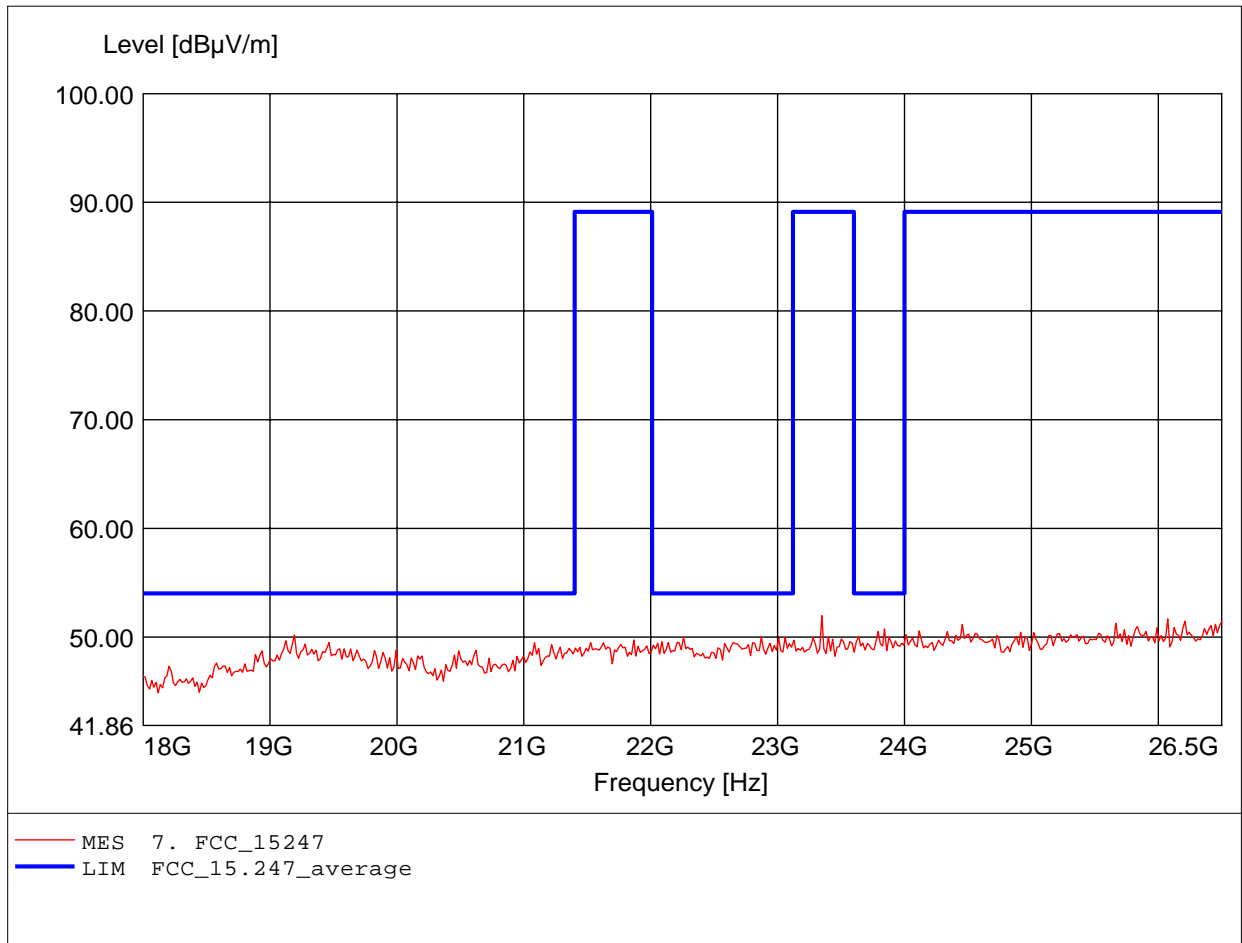
Order Number: W6M20703-7950 802.11b ch11
Test Site / Operator: ETS / Derek
Temperature: Temp.: 23.9°C
Test Specification: according to §15.247
Comment 1: Ant.: HL025, amplif.
Freq: 26.244GHz, Emax: 51.34dBμV/m, RBW: 1MHz



Spurious emissions Field Strength

FCC RULES PART 15, SUBPART C / LP 0002

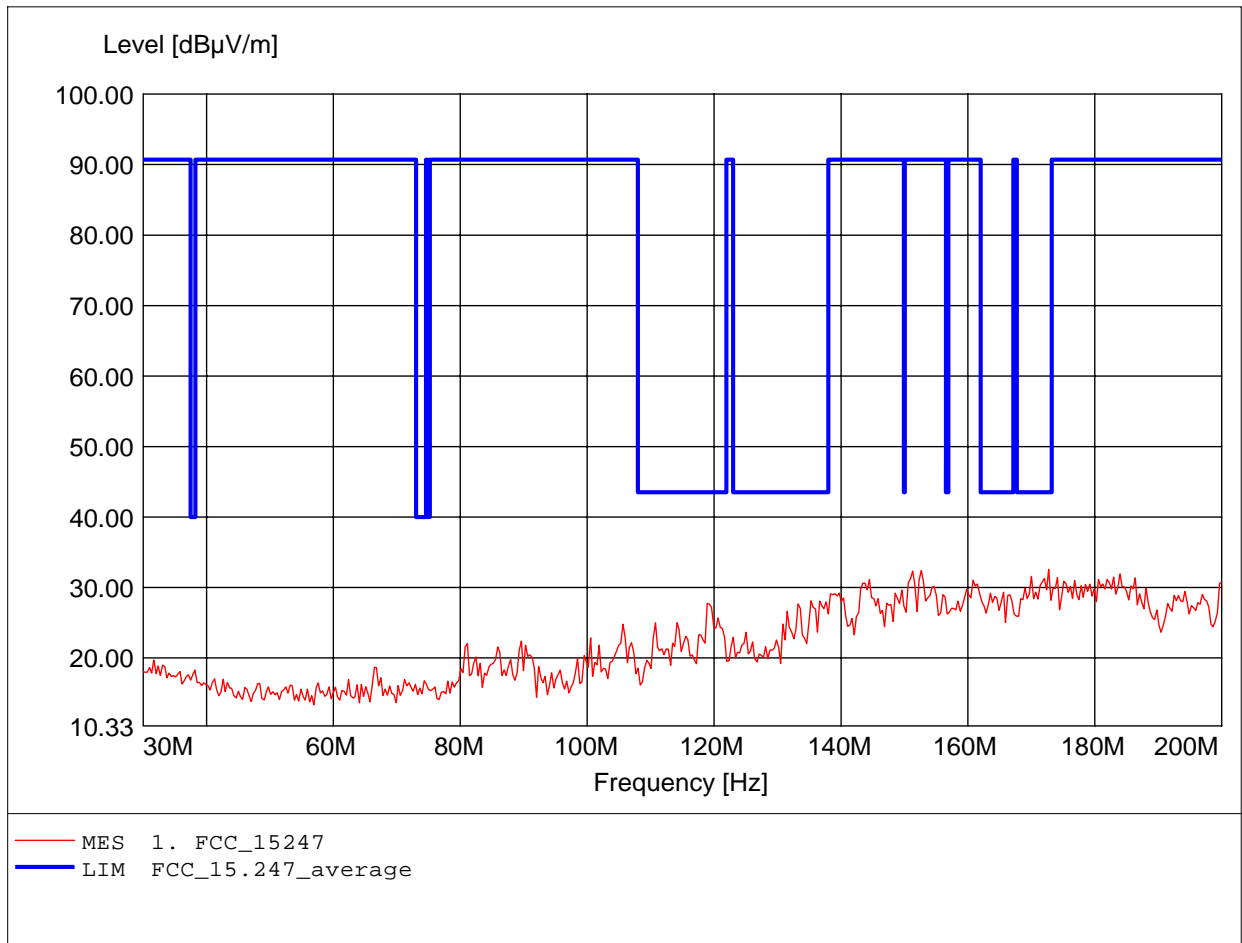
Order Number: W6M20703-7950 802.11b ch11
Test Site / Operator: ETS / Derek
Temperature: Temp.: 23.9°C
Test Specification: according to §15.247
Comment 1: Ant.: HL025, amplif.
Freq: 23.349GHz, Emax: 51.97dBµV/m, RBW: 1MHz



Spurious emissions Field Strength

FCC RULES PART 15, SUBPART C / LP 0002

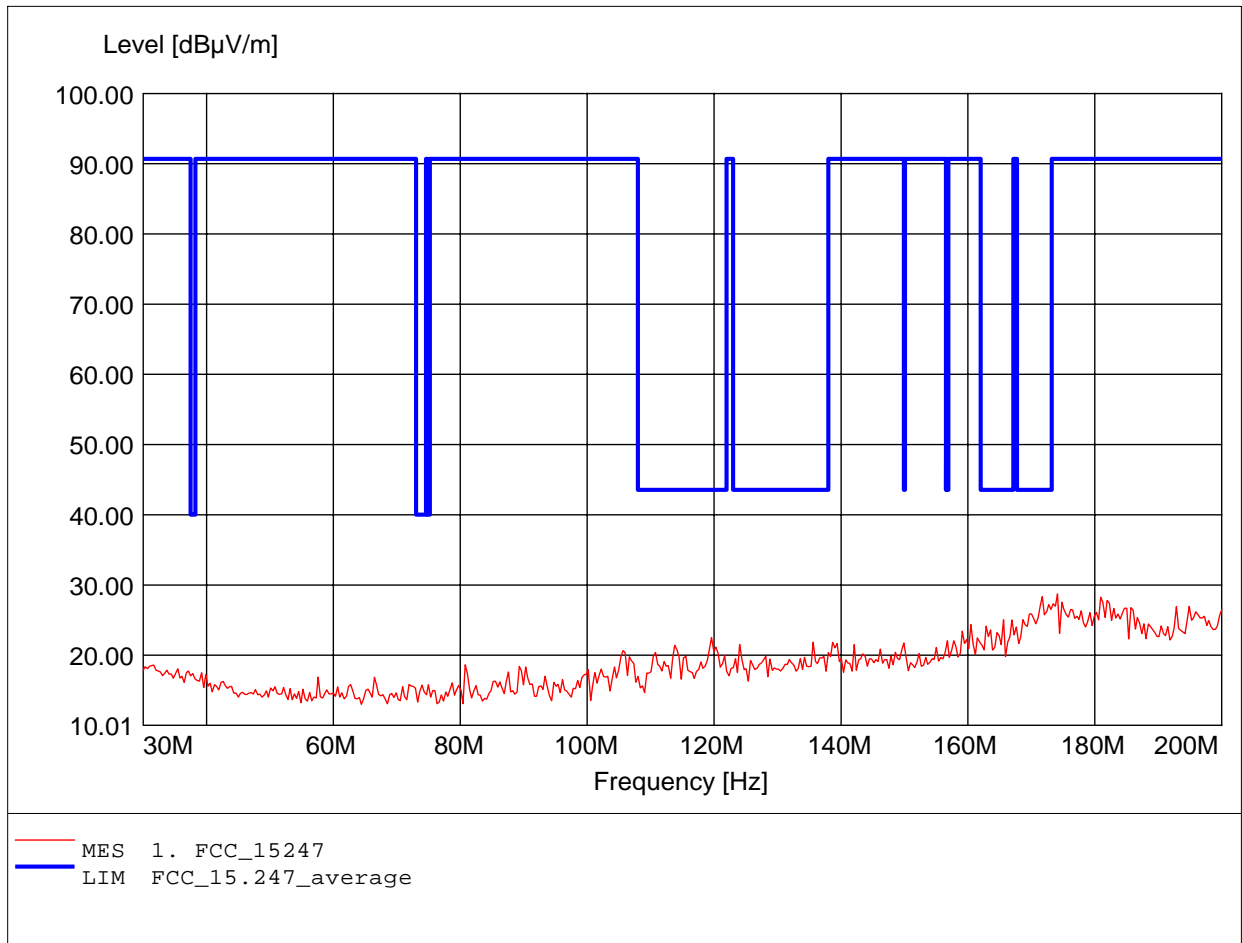
Order Number: W6M20703-7950 802.11g ch1
Test Site / Operator: ETS / Derek
Temperature: Temp.: 23.9°C
Test Specification: according to §15.247
Comment 1: Ant.: HK 116
Freq: 172.745MHz, Emax: 32.56dBµV/m, RBW: 100kHz



Spurious emissions Field Strength

FCC RULES PART 15, SUBPART C / LP 0002

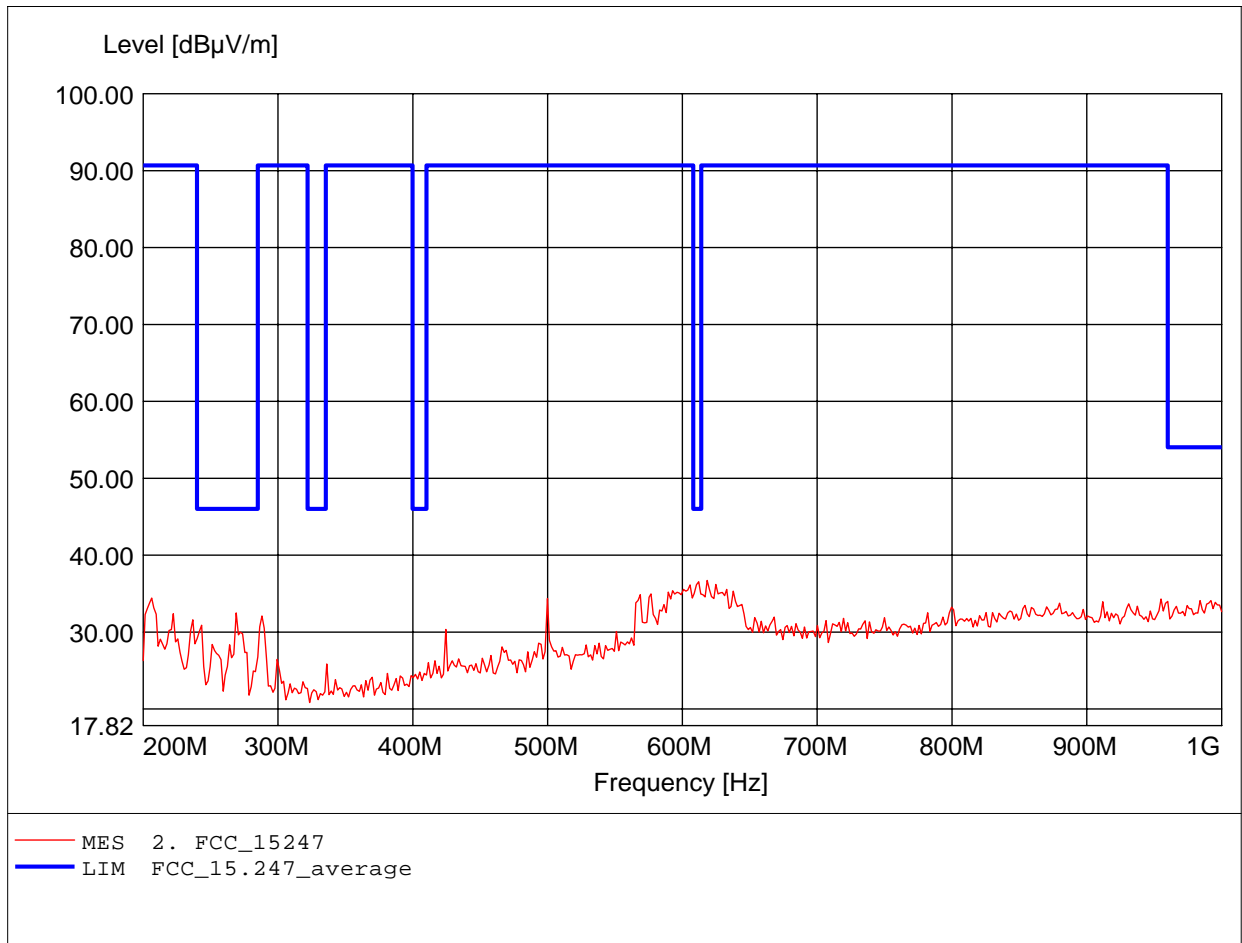
Order Number: W6M20703-7950 802.11g ch1
Test Site / Operator: ETS / Derek
Temperature: Temp.: 23.9°C
Test Specification: according to §15.247
Comment 1: Ant.: HK 116
Freq: 174.108MHz, Emax: 28.75dBµV/m, RBW: 100kHz



Spurious emissions Field Strength

FCC RULES PART 15, SUBPART C / LP 0002

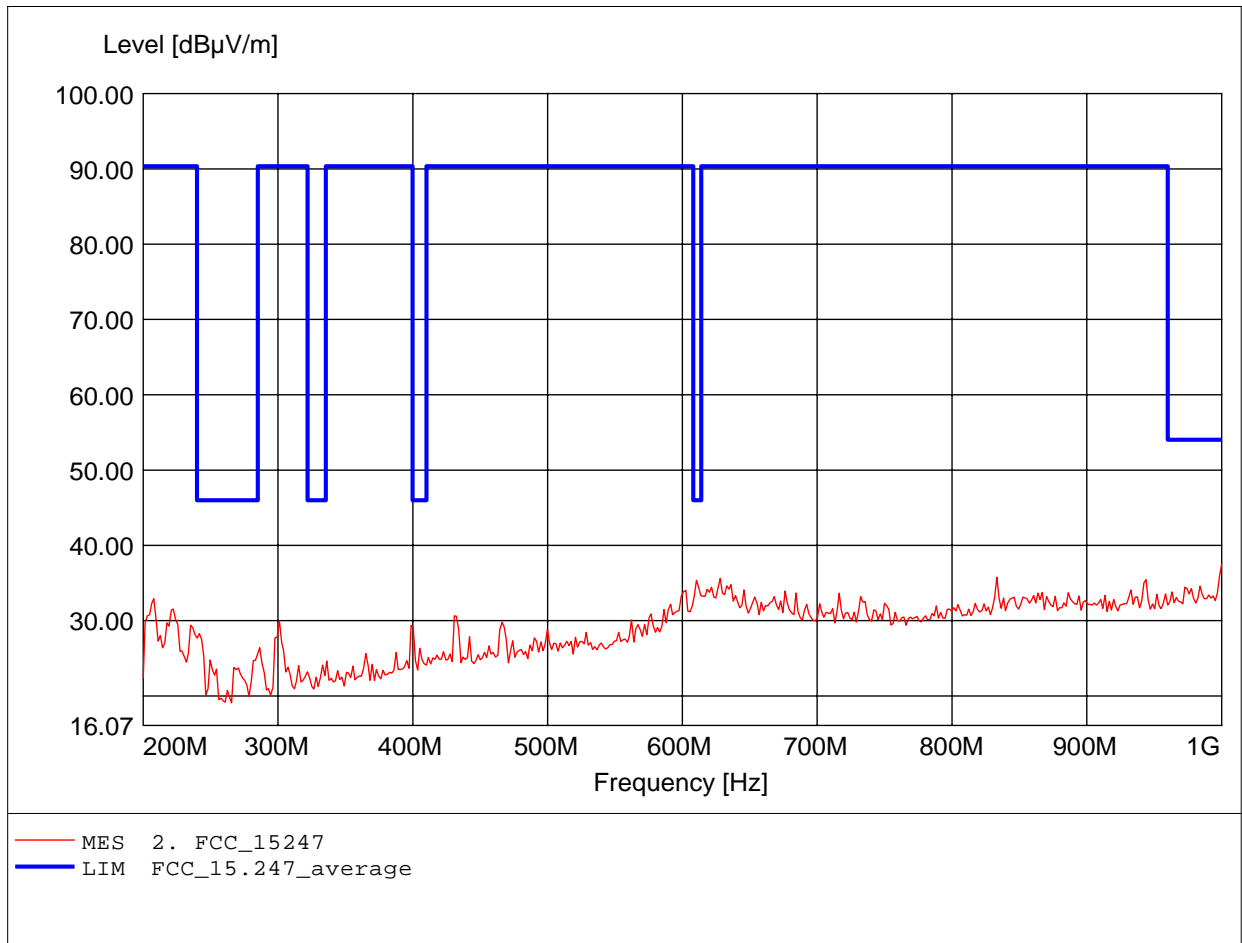
Order Number: W6M20703-7950 802.11g ch1
Test Site / Operator: ETS / Derek
Temperature: Temp.: 23.9°C
Test Specification: according to §15.247
Comment 1: Ant.: HL 223,
Freq: 618.437MHz, Emax: 36.71dBµV/m, RBW: 100kHz



Spurious emissions Field Strength

FCC RULES PART 15, SUBPART C / LP 0002

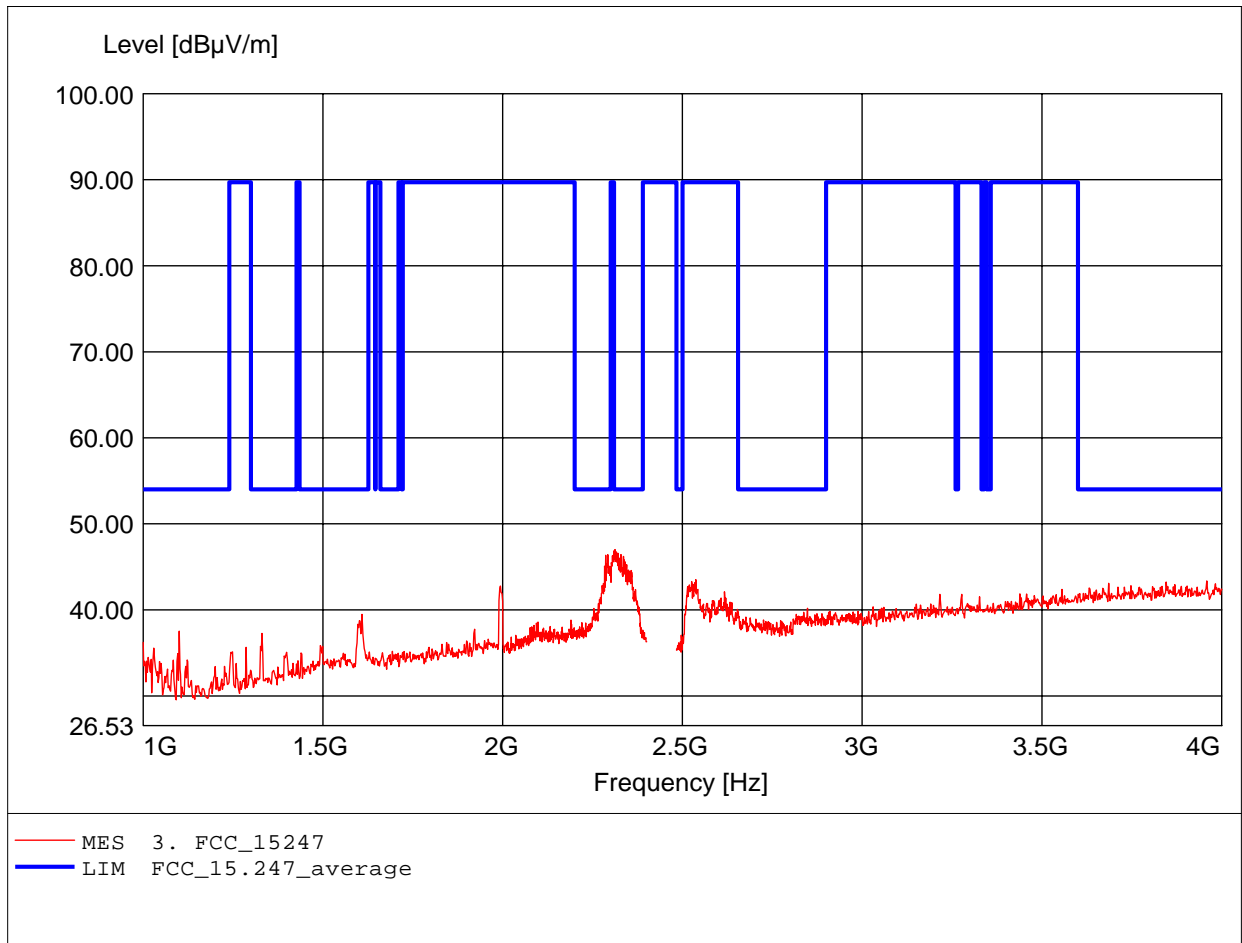
Order Number: W6M20703-7950 802.11g ch1
Test Site / Operator: ETS / Derek
Temperature: Temp.: 23.9°C
Test Specification: according to §15.247
Comment 1: Ant.: HL 223,
Freq: 1.000GHz, Emax: 37.51dBµV/m, RBW: 100kHz



Spurious emissions Field Strength

FCC RULES PART 15, SUBPART C / LP 0002

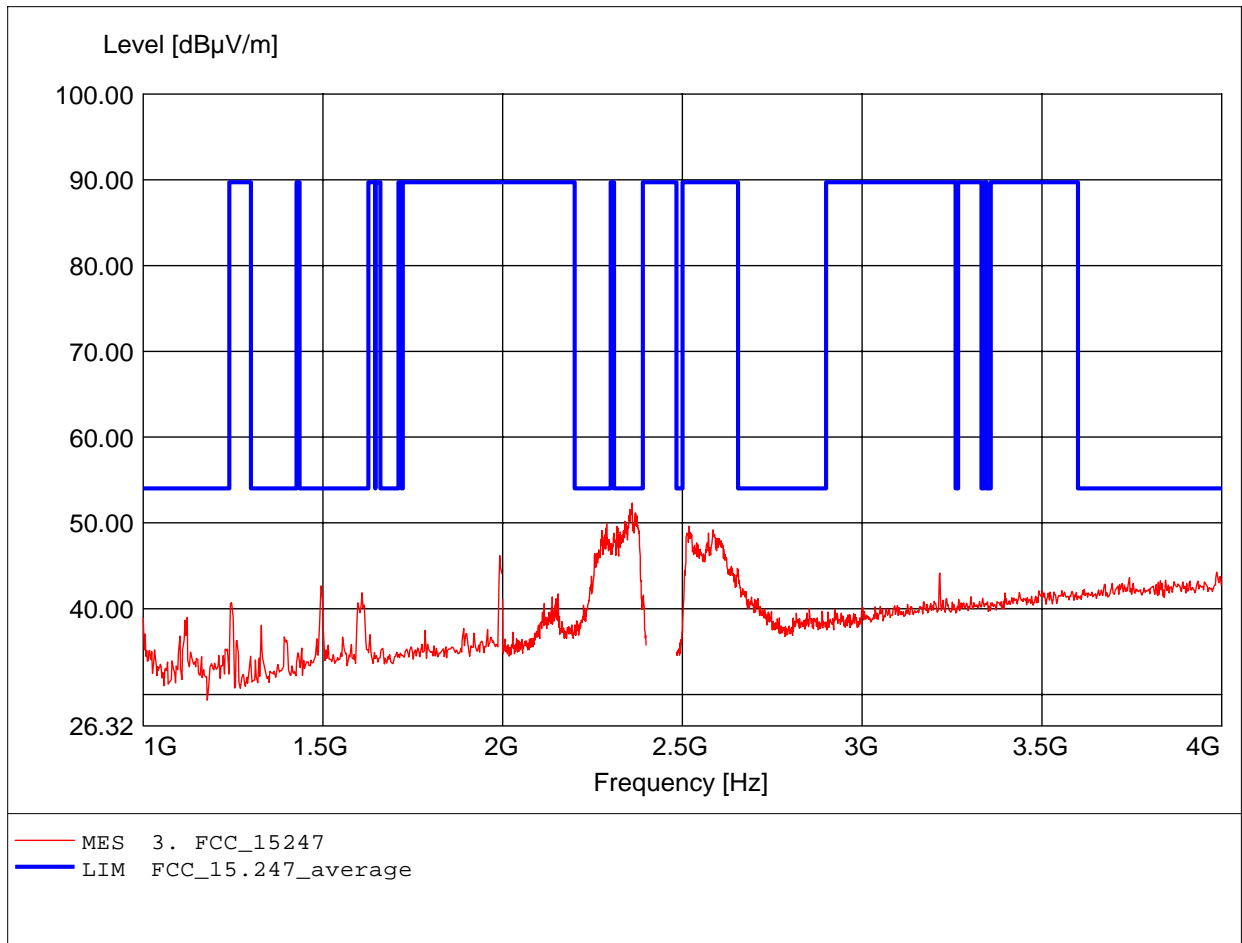
Order Number: W6M20703-7950 802.11g ch1
Test Site / Operator: ETS / Derek
Temperature: Temp.: 23.9°C
Test Specification: according to §15.247
Comment 1: Ant.: HL025, amplif.
Freq: 2.313GHz, Emax: 47.02dBµV/m, RBW: 1MHz



Spurious emissions Field Strength

FCC RULES PART 15, SUBPART C / LP 0002

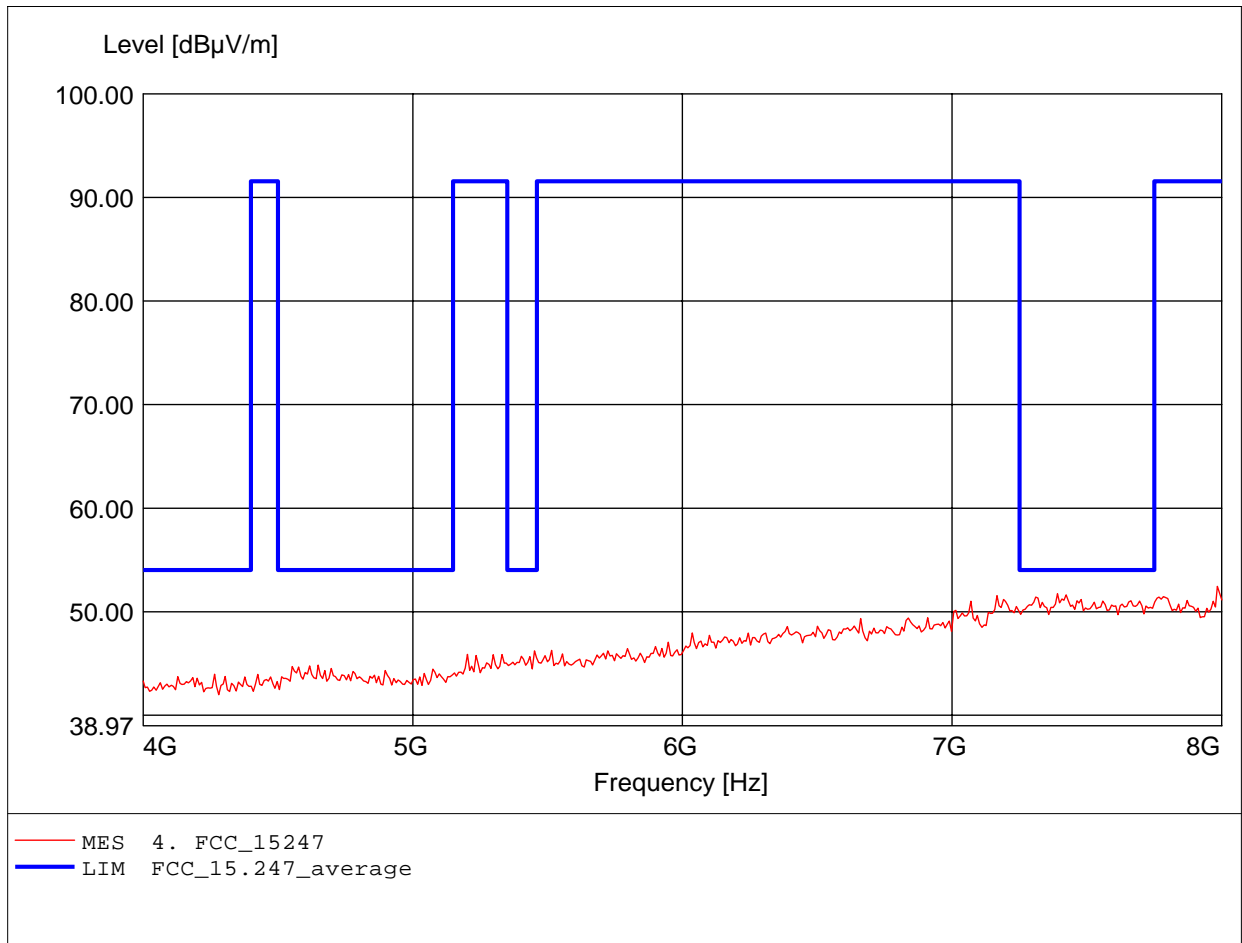
Order Number: W6M20703-7950 802.11g ch1
Test Site / Operator: ETS / Derek
Temperature: Temp.: 23.9°C
Test Specification: according to §15.247
Comment 1: Ant.: HL025, amplif.
Freq: 2.360GHz, Emax: 52.32dBµV/m, RBW: 1MHz



Spurious emissions Field Strength

FCC RULES PART 15, SUBPART C / LP 0002

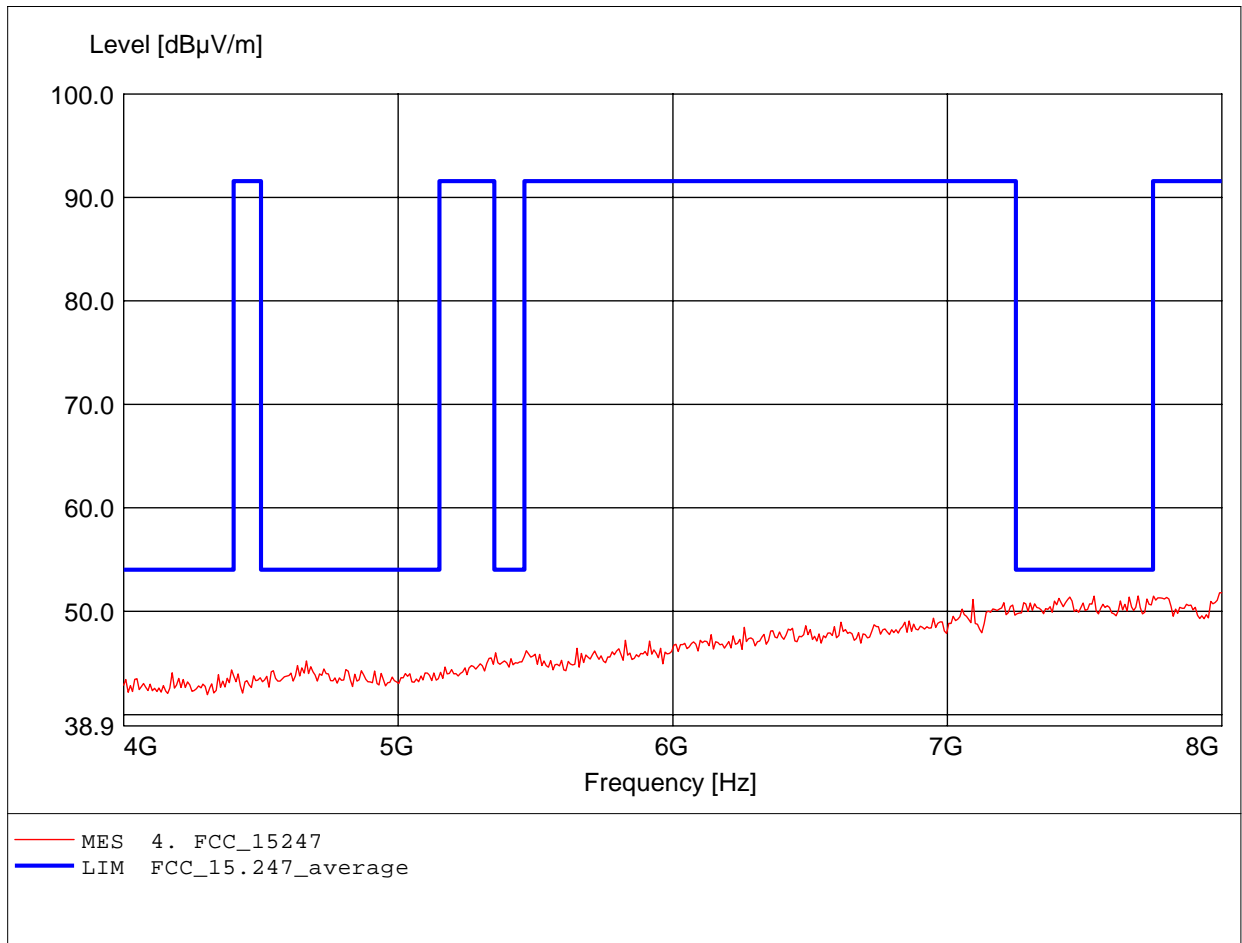
Order Number: W6M20703-7950 802.11g ch1
Test Site / Operator: ETS / Derek
Temperature: Temp.: 23.9°C
Test Specification: according to §15.247
Comment 1: Ant.: HL025, ampl.+HP.
Freq: 7.984GHz, Emax: 52.46dBμV/m, RBW: 1MHz



Spurious emissions Field Strength

FCC RULES PART 15, SUBPART C / LP 0002

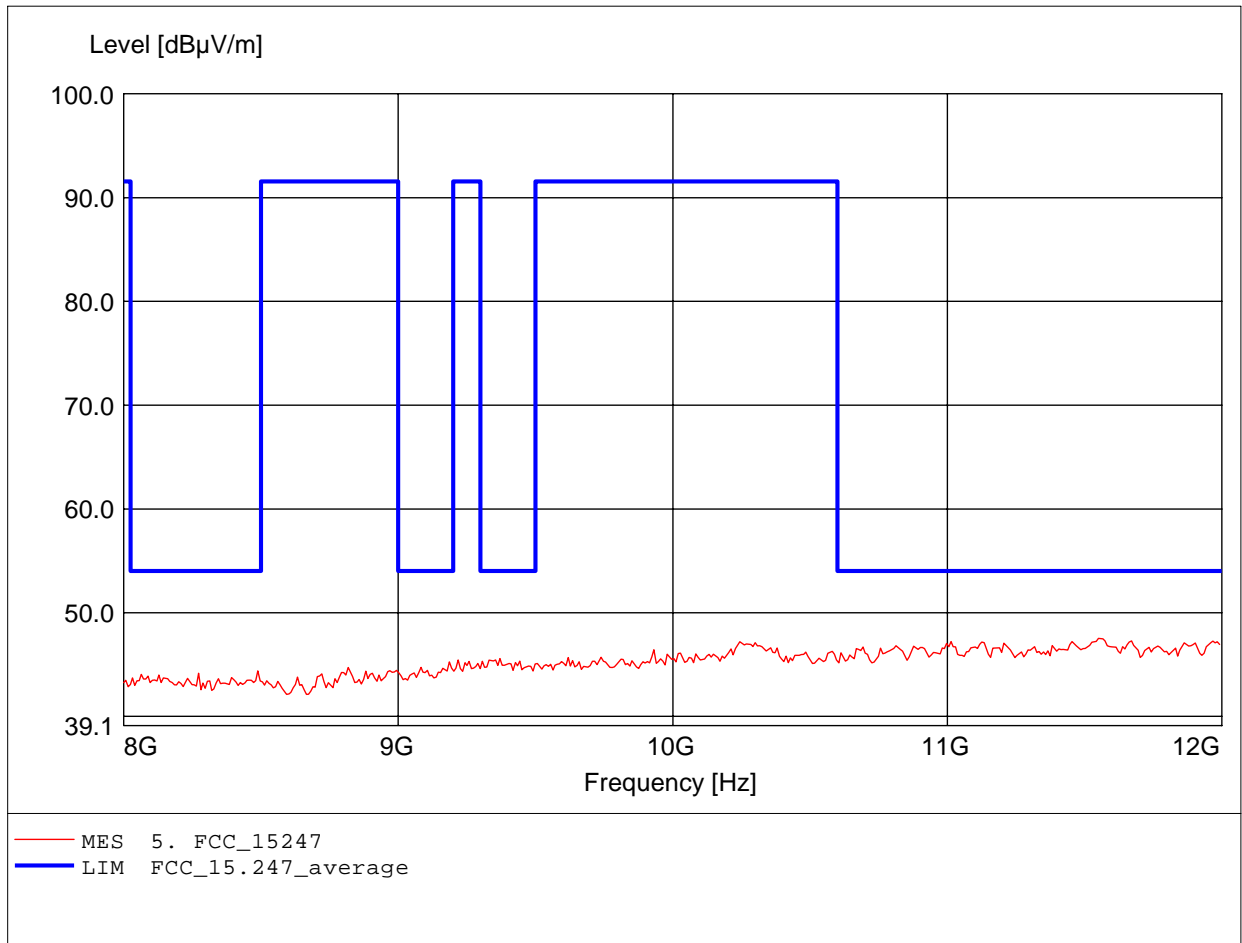
Order Number: W6M20703-7950 802.11g ch1
Test Site / Operator: ETS / Derek
Temperature: Temp.: 23.9°C
Test Specification: according to §15.247
Comment 1: Ant.: HL025, ampl.+HP.
Freq: 7.992GHz, Emax: 51.78dBµV/m, RBW: 1MHz



Spurious emissions Field Strength

FCC RULES PART 15, SUBPART C / LP 0002

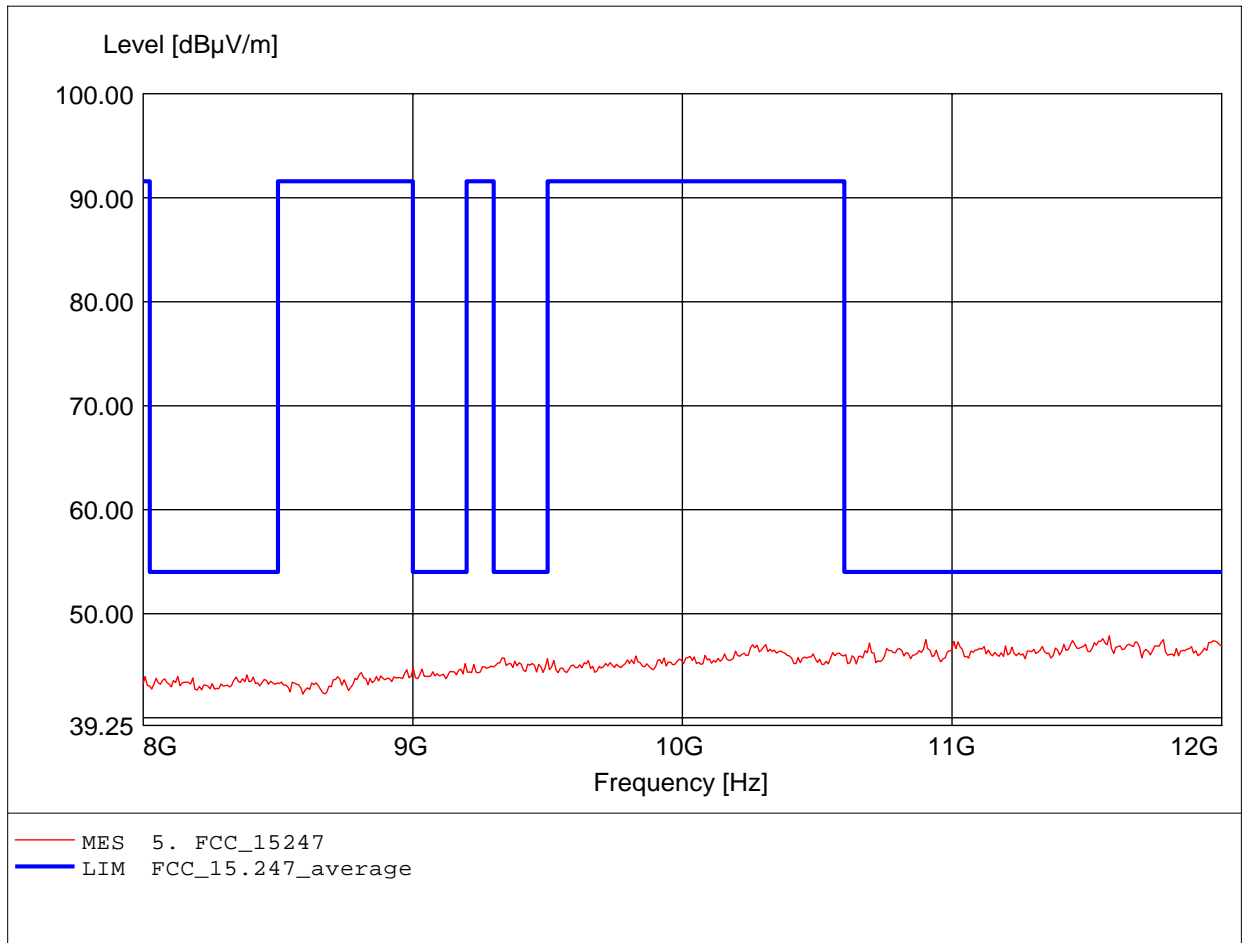
Order Number: W6M20703-7950 802.11g ch1
Test Site / Operator: ETS / Derek
Temperature: Temp.: 23.9°C
Test Specification: according to §15.247
Comment 1: Ant.: HL025, ampl.+HP.
Freq: 11.551GHz, Emax: 47.52dBμV/m, RBW: 1MHz



Spurious emissions Field Strength

FCC RULES PART 15, SUBPART C / LP 0002

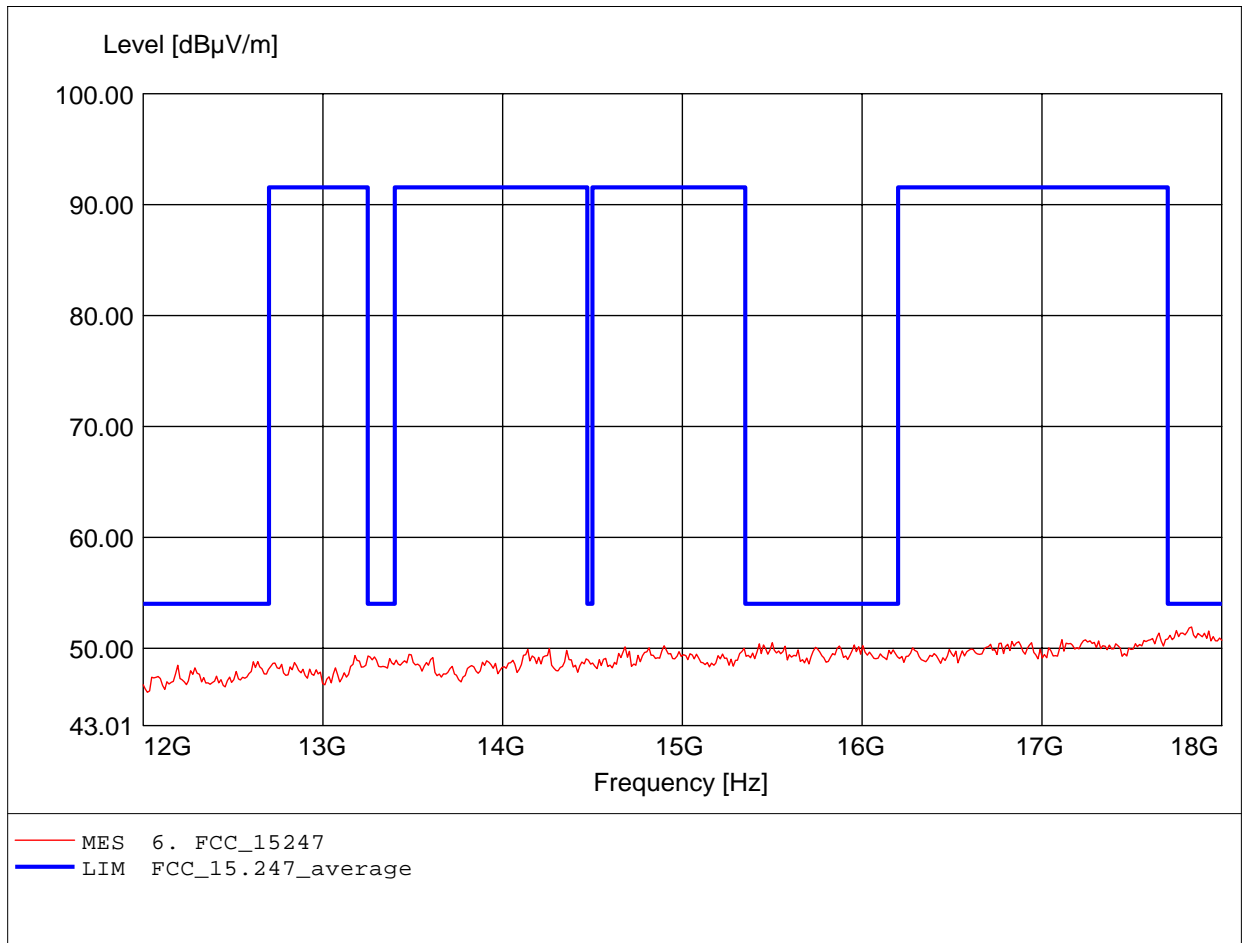
Order Number: W6M20703-7950 802.11g ch1
Test Site / Operator: ETS / Derek
Temperature: Temp.: 23.9°C
Test Specification: according to §15.247
Comment 1: Ant.: HL025, ampl.+HP.
Freq: 11.583GHz, Emax: 47.88dBμV/m, RBW: 1MHz



Spurious emissions Field Strength

FCC RULES PART 15, SUBPART C / LP 0002

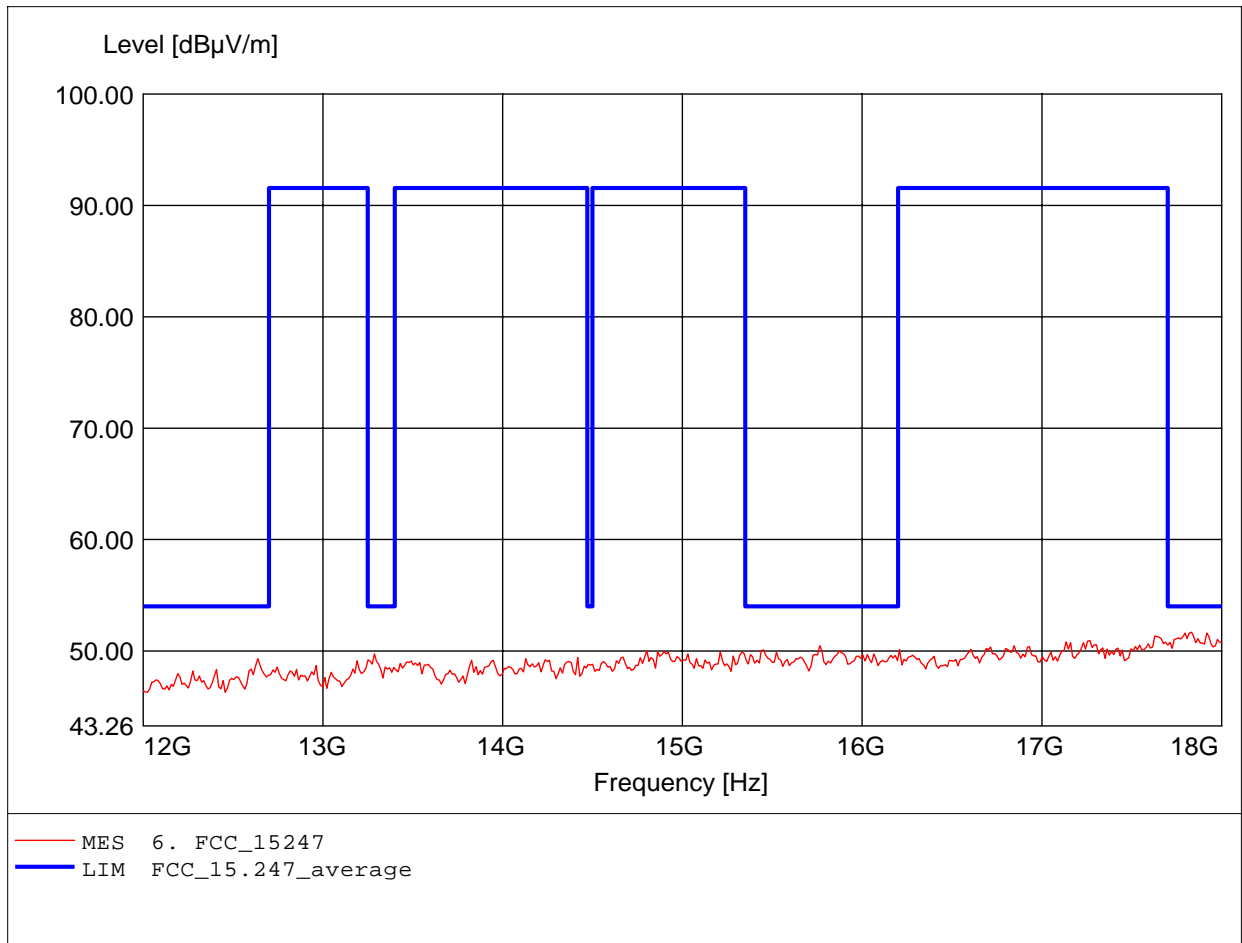
Order Number: W6M20703-7950 802.11g ch1
Test Site / Operator: ETS / Derek
Temperature: Temp.: 23.9°C
Test Specification: according to §15.247
Comment 1: Ant.: HL025, ampl.+HP.
Freq: 17.832GHz, Emax: 51.92dBμV/m, RBW: 1MHz



Spurious emissions Field Strength

FCC RULES PART 15, SUBPART C / LP 0002

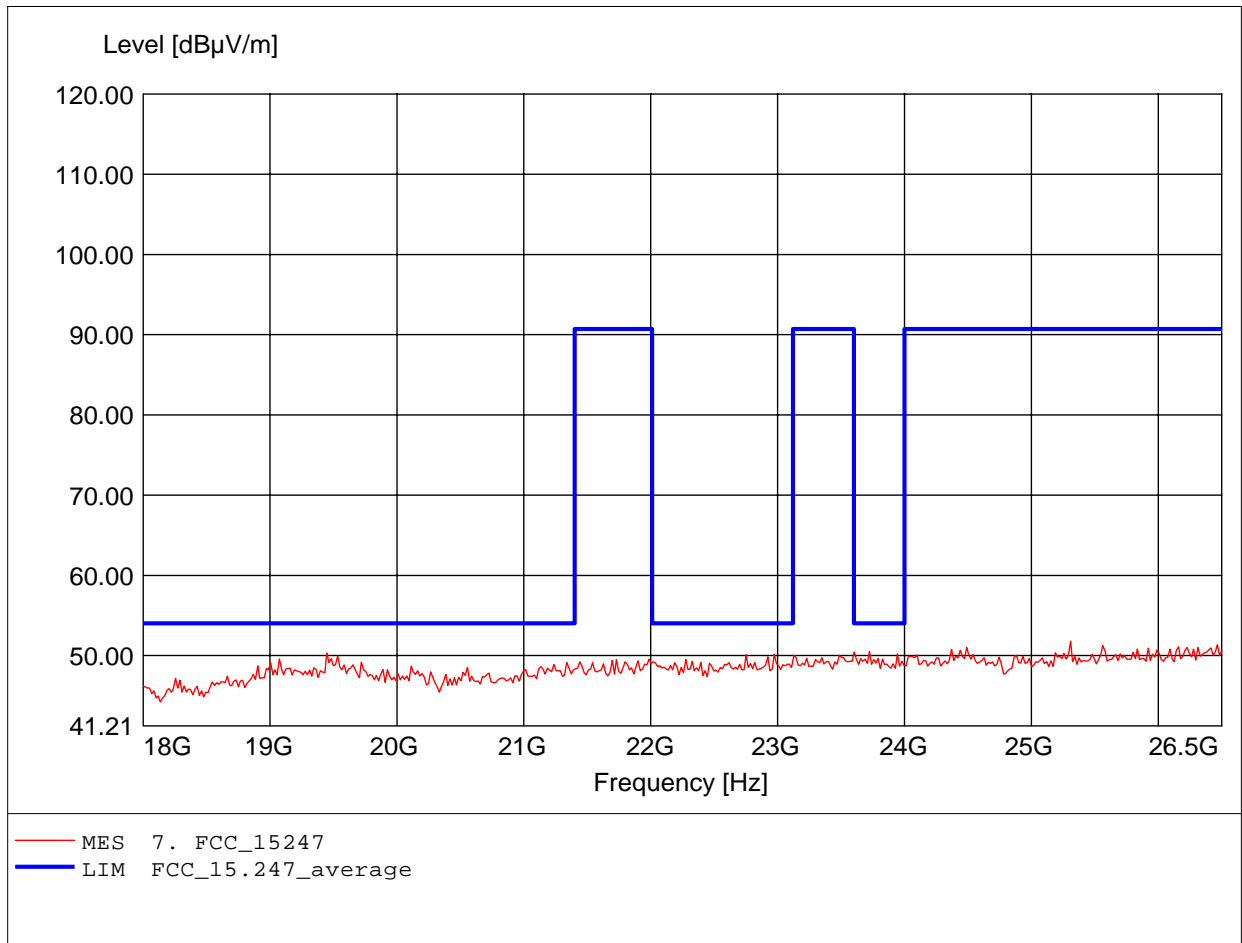
Order Number: W6M20703-7950 802.11g ch1
Test Site / Operator: ETS / Derek
Temperature: Temp.: 23.9°C
Test Specification: according to §15.247
Comment 1: Ant.: HL025, ampl.+HP.
Freq: 17.832GHz, Emax: 51.67dBμV/m, RBW: 1MHz



Spurious emissions Field Strength

FCC RULES PART 15, SUBPART C / LP 0002

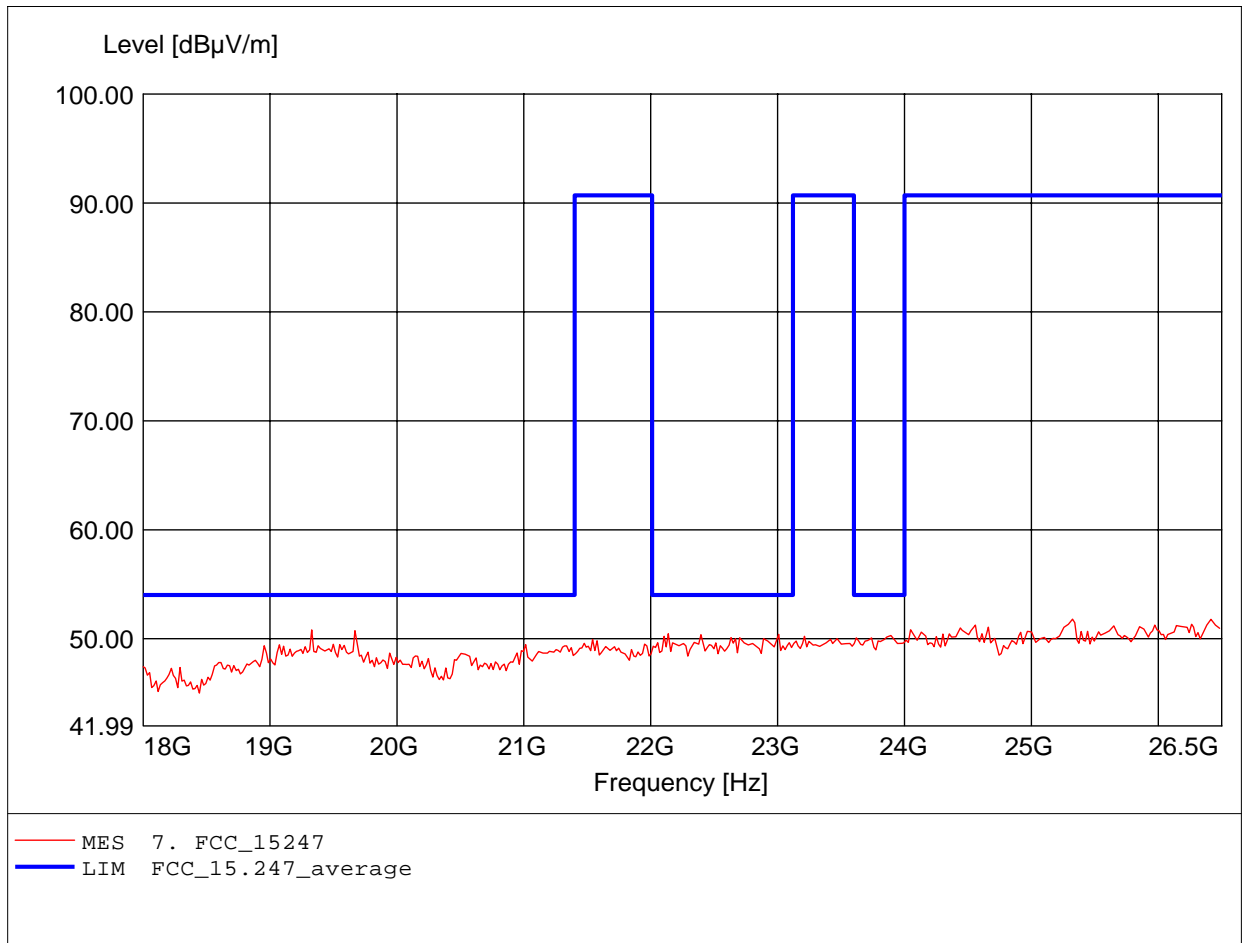
Order Number: W6M20703-7950 802.11g ch1
Test Site / Operator: ETS / Derek
Temperature: Temp.: 23.9°C
Test Specification: according to §15.247
Comment 1: Ant.: HL025, amplif.
Freq: 25.308GHz, Emax: 51.78dBμV/m, RBW: 1MHz



Spurious emissions Field Strength

FCC RULES PART 15, SUBPART C / LP 0002

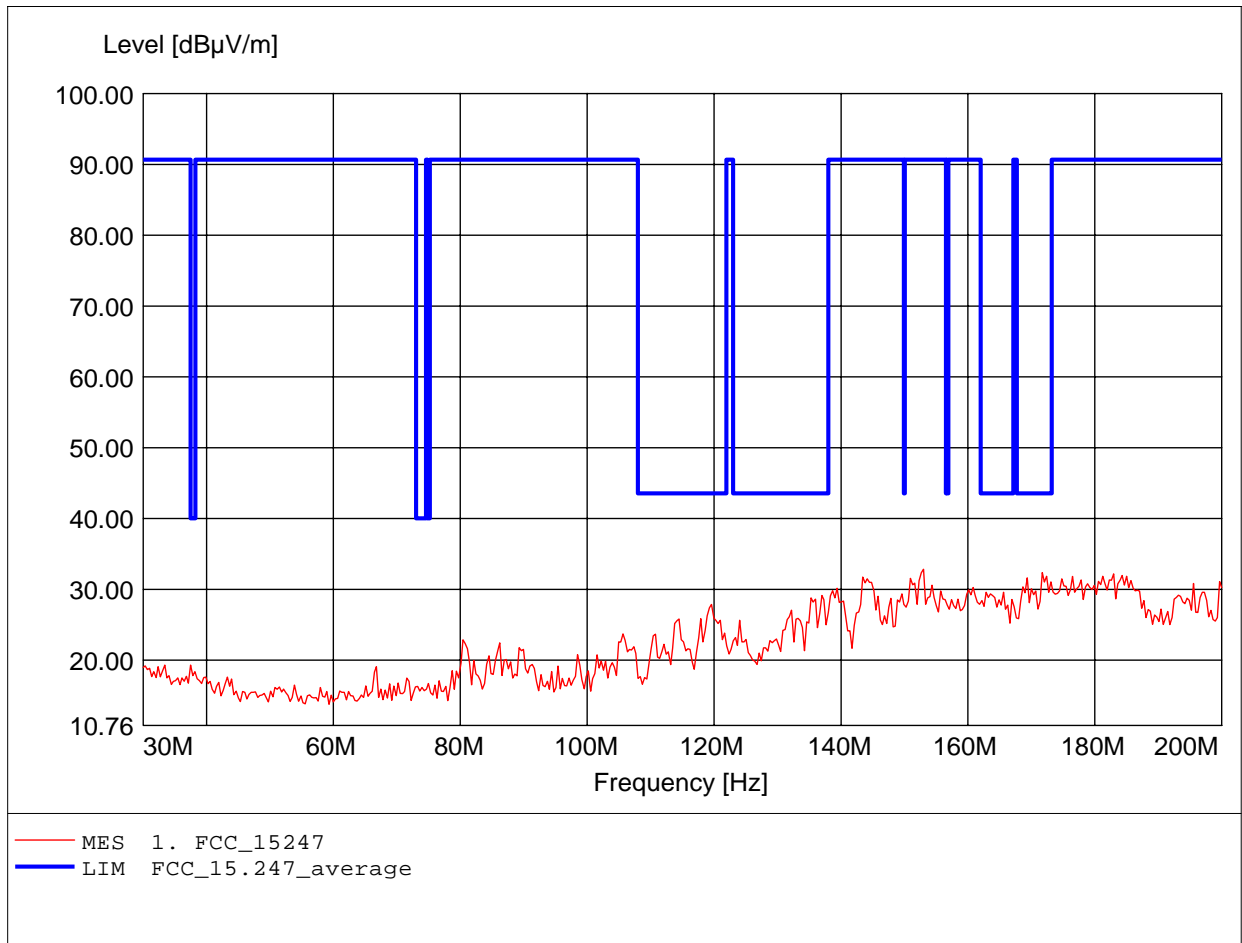
Order Number: W6M20703-7950 802.11g ch1
Test Site / Operator: ETS / Derek
Temperature: Temp.: 23.9°C
Test Specification: according to §15.247
Comment 1: Ant.: HL025, amplif.
Freq: 25.325GHz, Emax: 51.80dBµV/m, RBW: 1MHz



Spurious emissions Field Strength

FCC RULES PART 15, SUBPART C / LP 0002

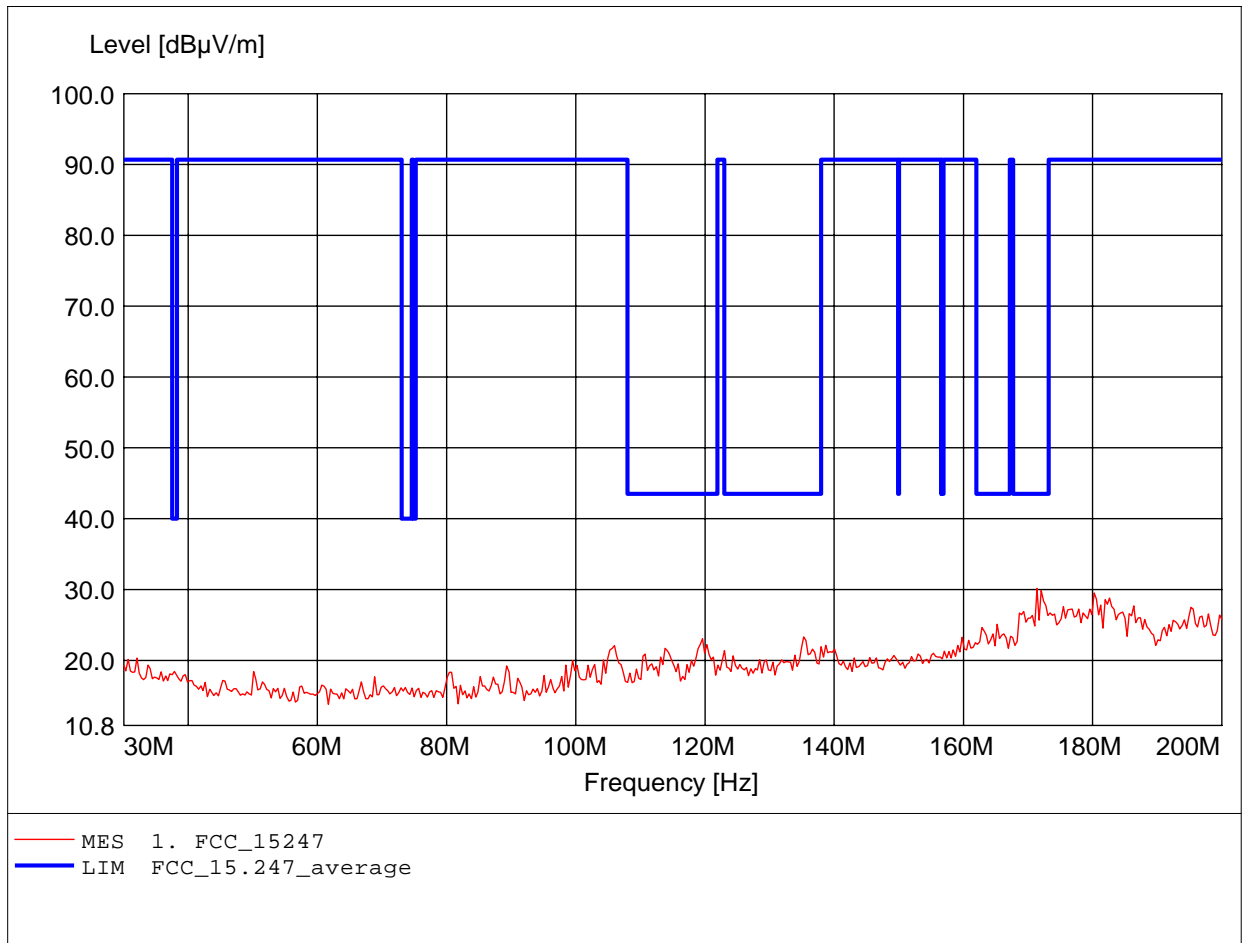
Order Number: W6M20703-7950 802.11g ch6
Test Site / Operator: ETS / Derek
Temperature: Temp.: 23.9°C
Test Specification: according to §15.247
Comment 1: Ant.: HK 116
Freq: 152.986MHz, Emax: 32.86dBµV/m, RBW: 100kHz



Spurious emissions Field Strength

FCC RULES PART 15, SUBPART C / LP 0002

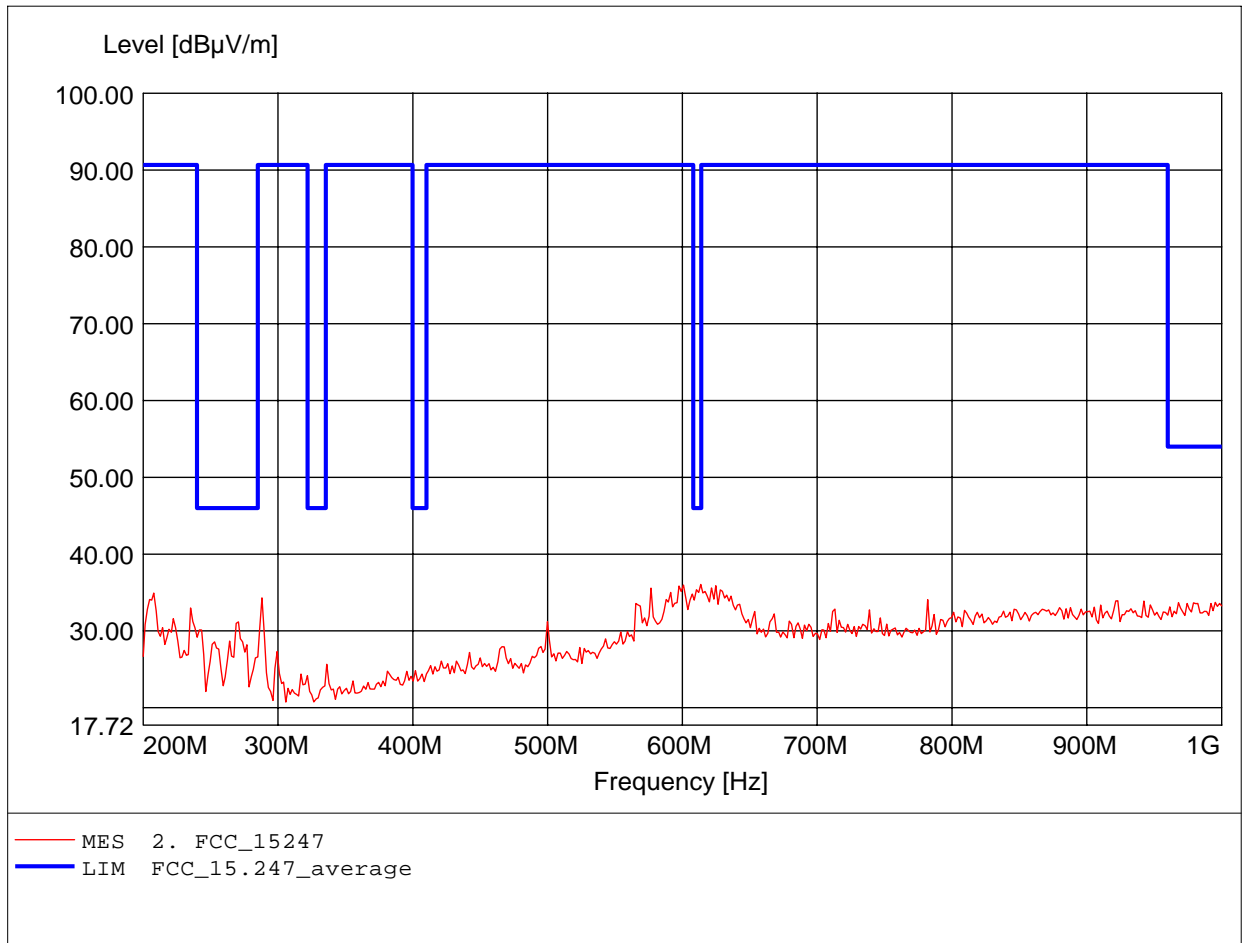
Order Number: W6M20703-7950 802.11g ch6
Test Site / Operator: ETS / Derek
Temperature: Temp.: 23.9°C
Test Specification: according to §15.247
Comment 1: Ant.: HK 116
Freq: 171.383MHz, Emax: 30.16dBµV/m, RBW: 100kHz



Spurious emissions Field Strength

FCC RULES PART 15, SUBPART C / LP 0002

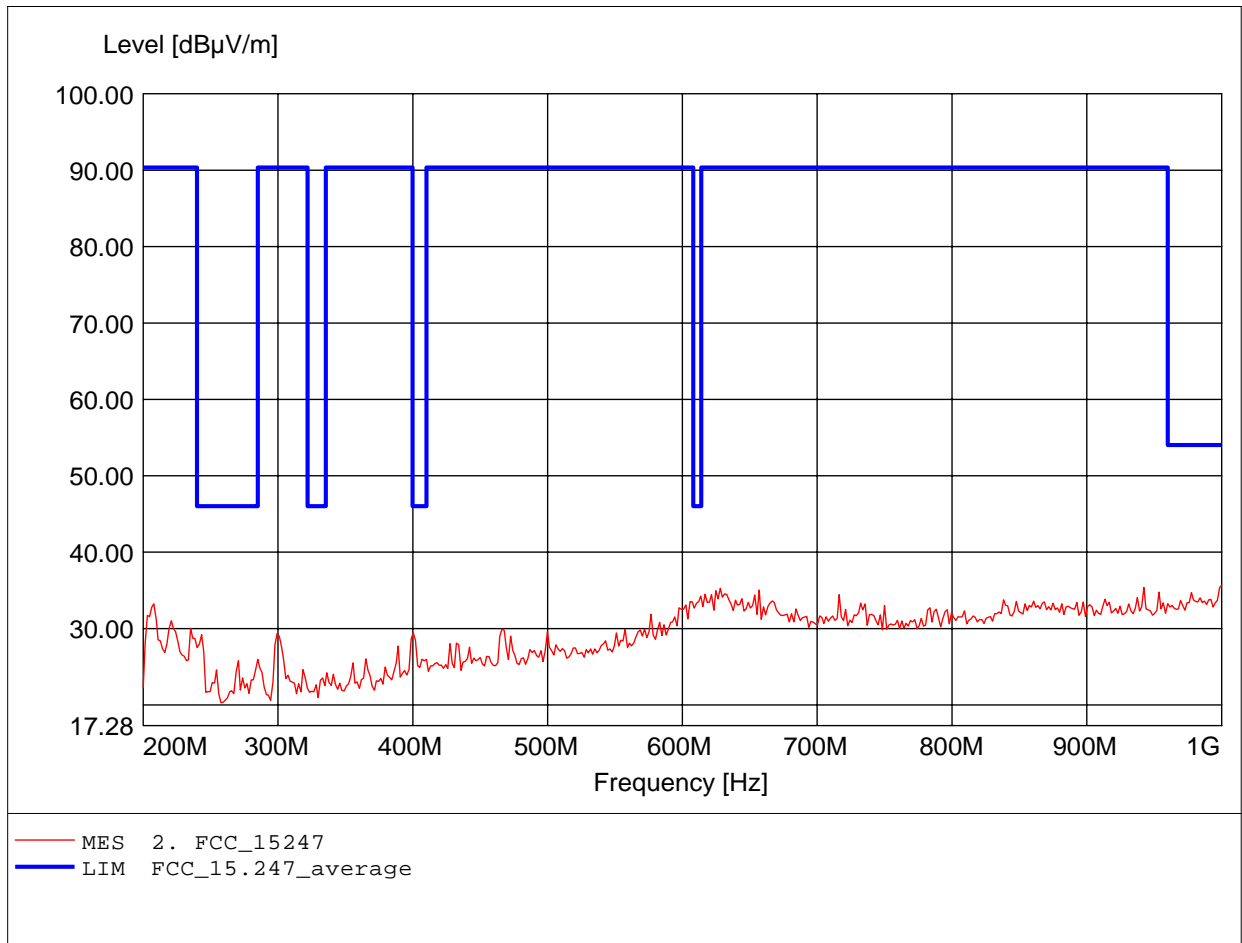
Order Number: W6M20703-7950 802.11g ch6
Test Site / Operator: ETS / Derek
Temperature: Temp.: 23.9°C
Test Specification: according to §15.247
Comment 1: Ant.: HL 223,
Freq: 613.627MHz, Emax: 36.04dBμV/m, RBW: 100kHz



Spurious emissions Field Strength

FCC RULES PART 15, SUBPART C / LP 0002

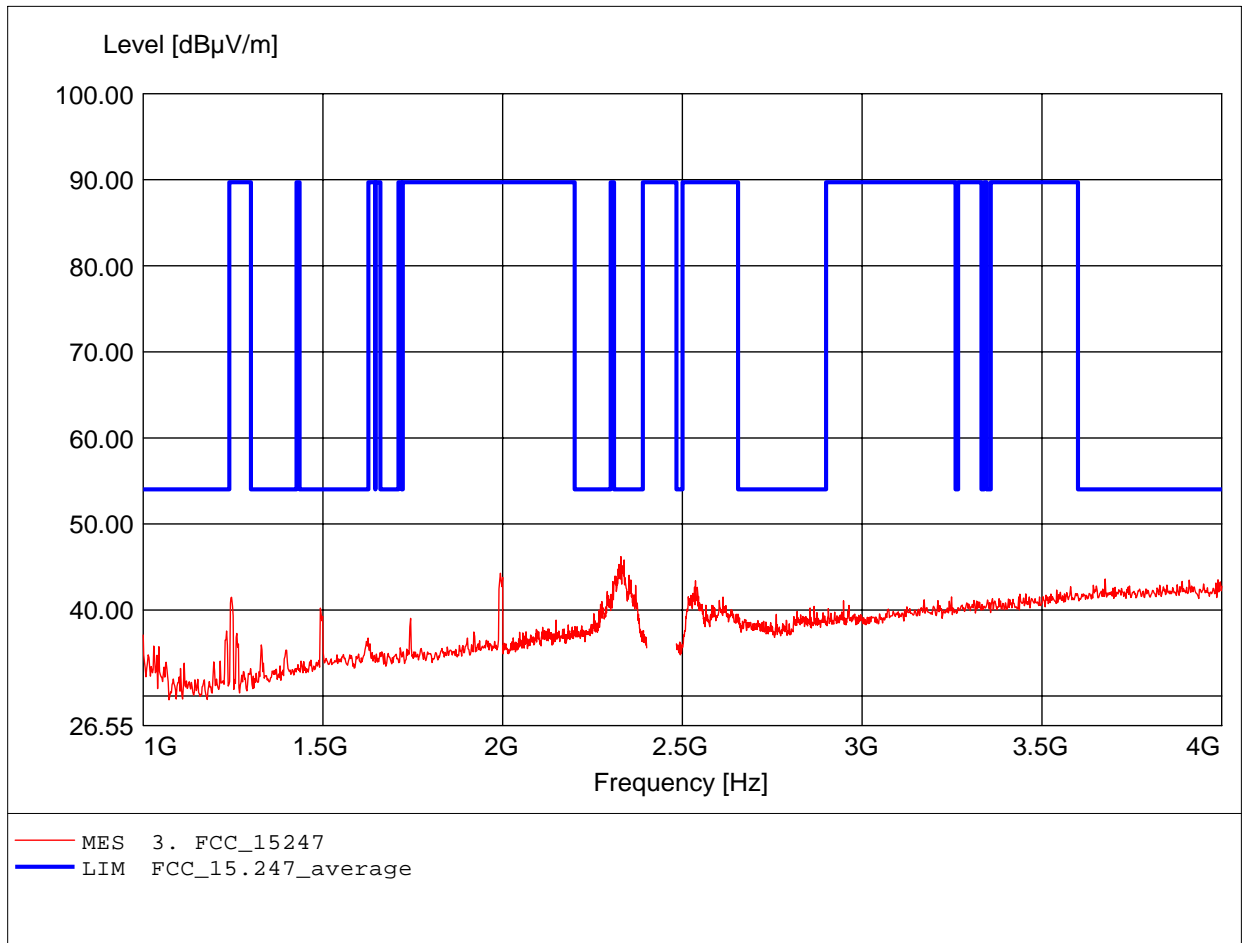
Order Number: W6M20703-7950 802.11g ch6
Test Site / Operator: ETS / Derek
Temperature: Temp.: 23.9°C
Test Specification: according to §15.247
Comment 1: Ant.: HL 223,
Freq: 1.000GHz, Emax: 35.67dBµV/m, RBW: 100kHz



Spurious emissions Field Strength

FCC RULES PART 15, SUBPART C / LP 0002

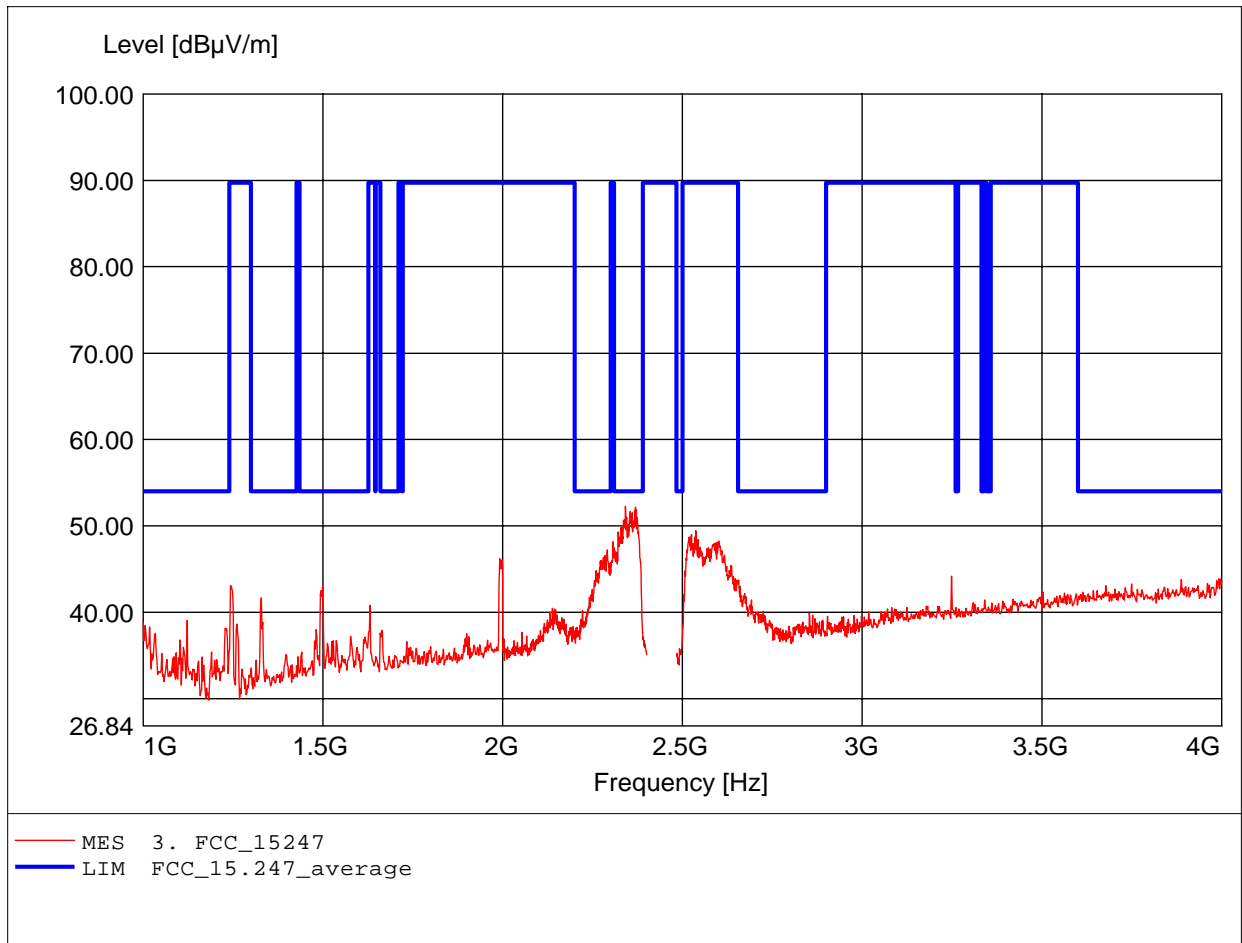
Order Number: W6M20703-7950 802.11g ch6
Test Site / Operator: ETS / Derek
Temperature: Temp.: 23.9°C
Test Specification: according to §15.247
Comment 1: Ant.: HL025, amplif.
Freq: 2.329GHz, Emax: 46.21dBµV/m, RBW: 1MHz



Spurious emissions Field Strength

FCC RULES PART 15, SUBPART C / LP 0002

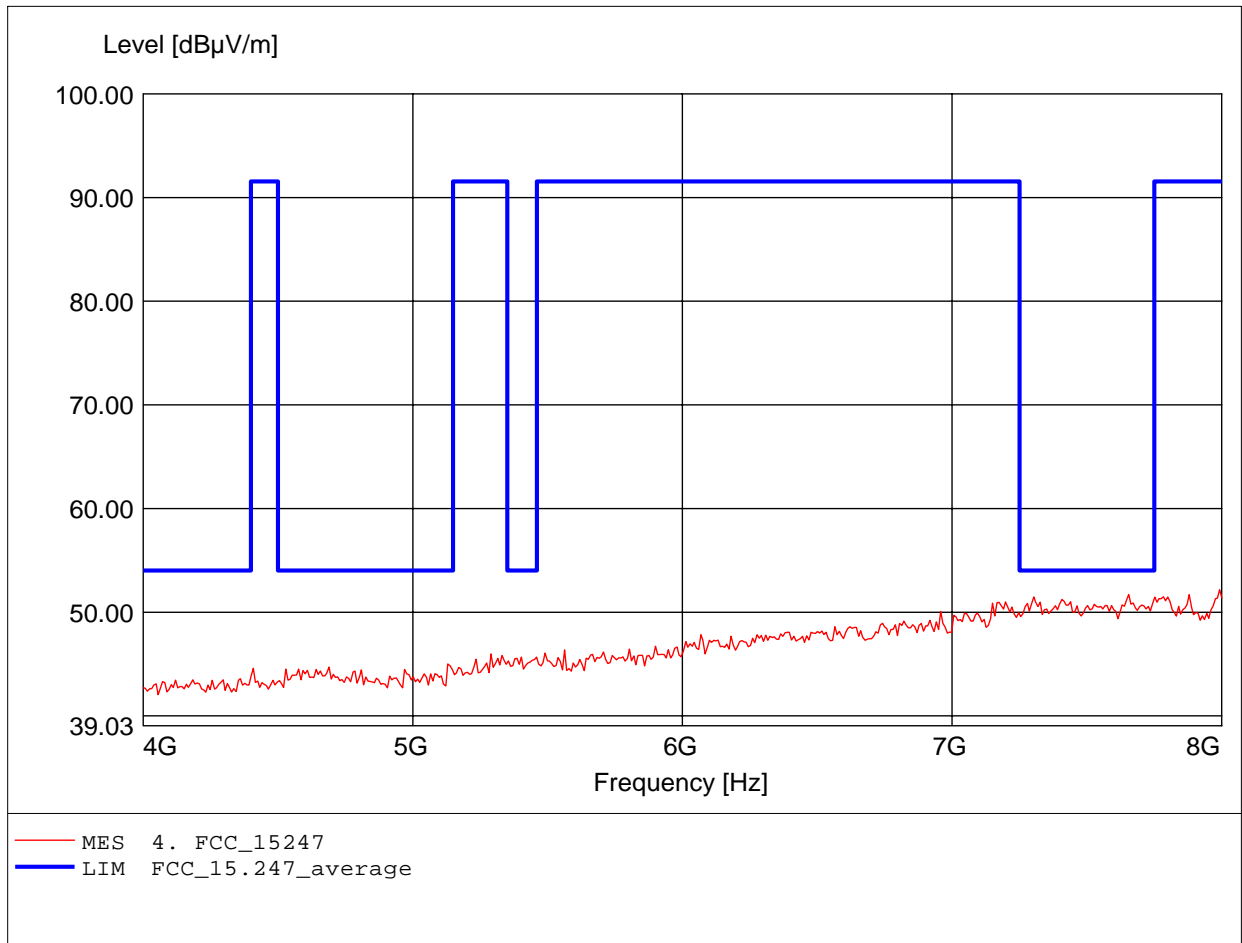
Order Number: W6M20703-7950 802.11g ch6
Test Site / Operator: ETS / Derek
Temperature: Temp.: 23.9°C
Test Specification: according to §15.247
Comment 1: Ant.: HL025, amplif.
Freq: 2.341GHz, Emax: 52.27dBµV/m, RBW: 1MHz



Spurious emissions Field Strength

FCC RULES PART 15, SUBPART C / LP 0002

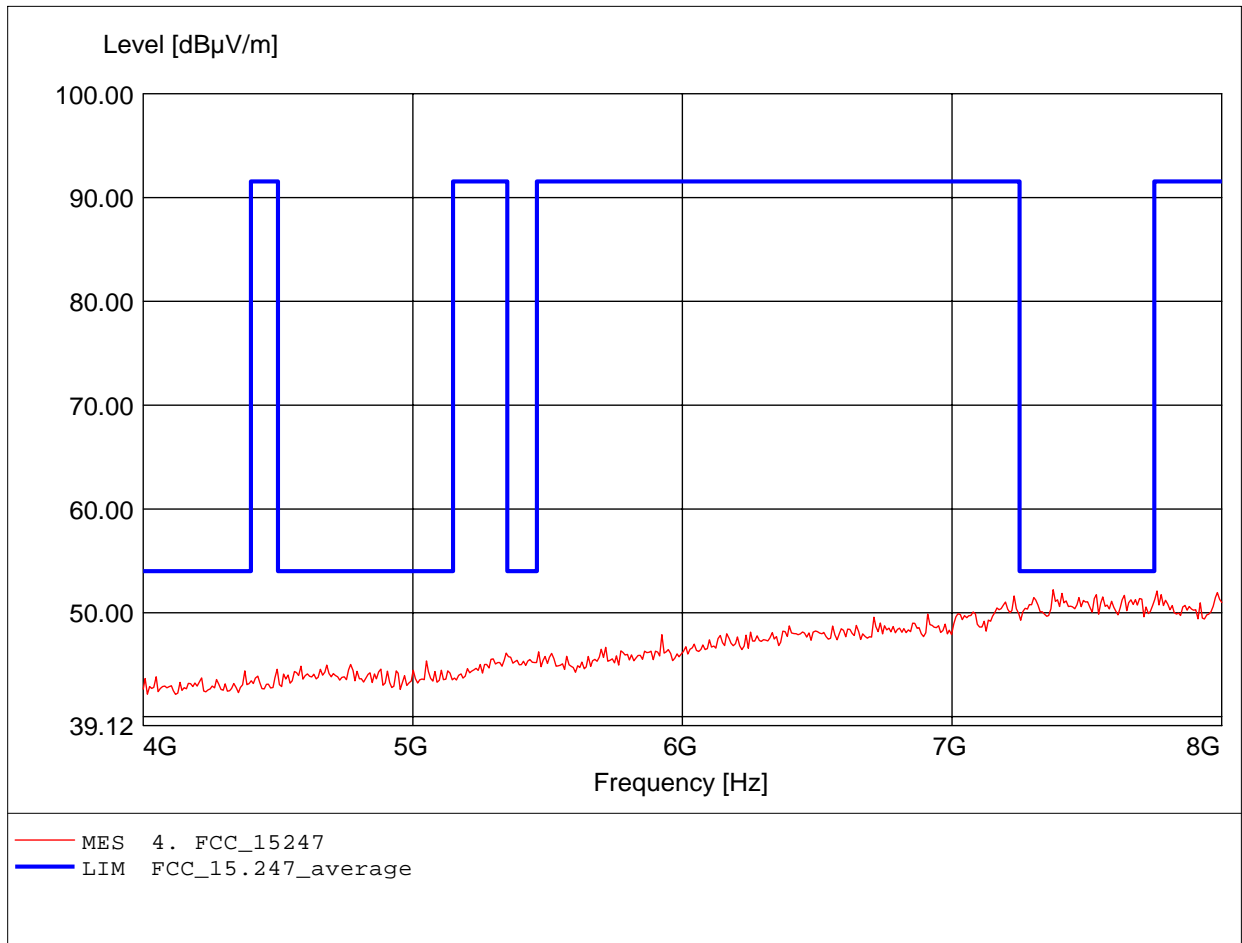
Order Number: W6M20703-7950 802.11g ch6
Test Site / Operator: ETS / Derek
Temperature: Temp.: 23.9°C
Test Specification: according to §15.247
Comment 1: Ant.: HL025, ampl.+HP.
Freq: 7.992GHz, Emax: 52.17dBμV/m, RBW: 1MHz



Spurious emissions Field Strength

FCC RULES PART 15, SUBPART C / LP 0002

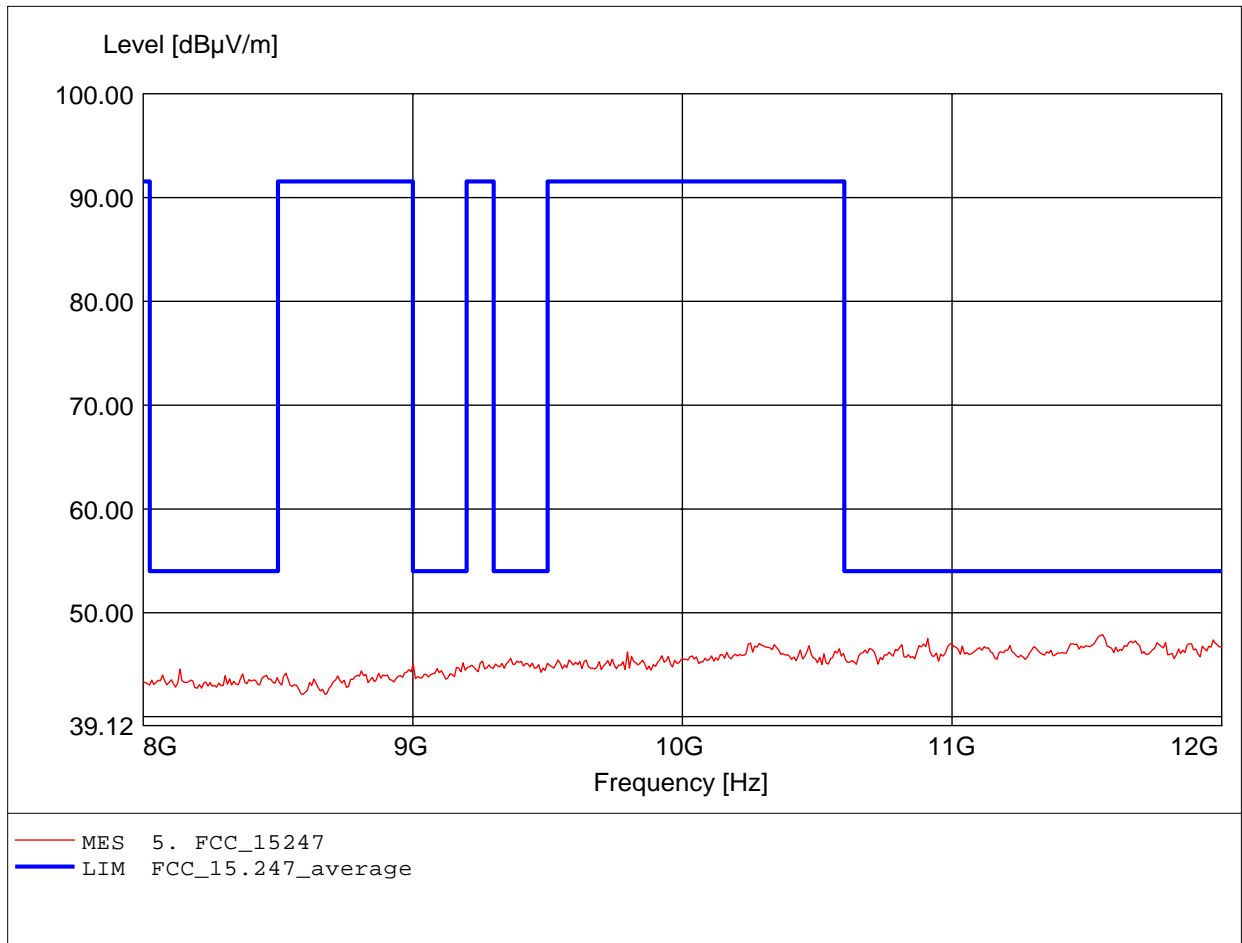
Order Number: W6M20703-7950 802.11g ch6
Test Site / Operator: ETS / Derek
Temperature: Temp.: 23.9°C
Test Specification: according to §15.247
Comment 1: Ant.: HL025, ampl.+HP.
Freq: 7.375GHz, Emax: 52.22dBµV/m, RBW: 1MHz



Spurious emissions Field Strength

FCC RULES PART 15, SUBPART C / LP 0002

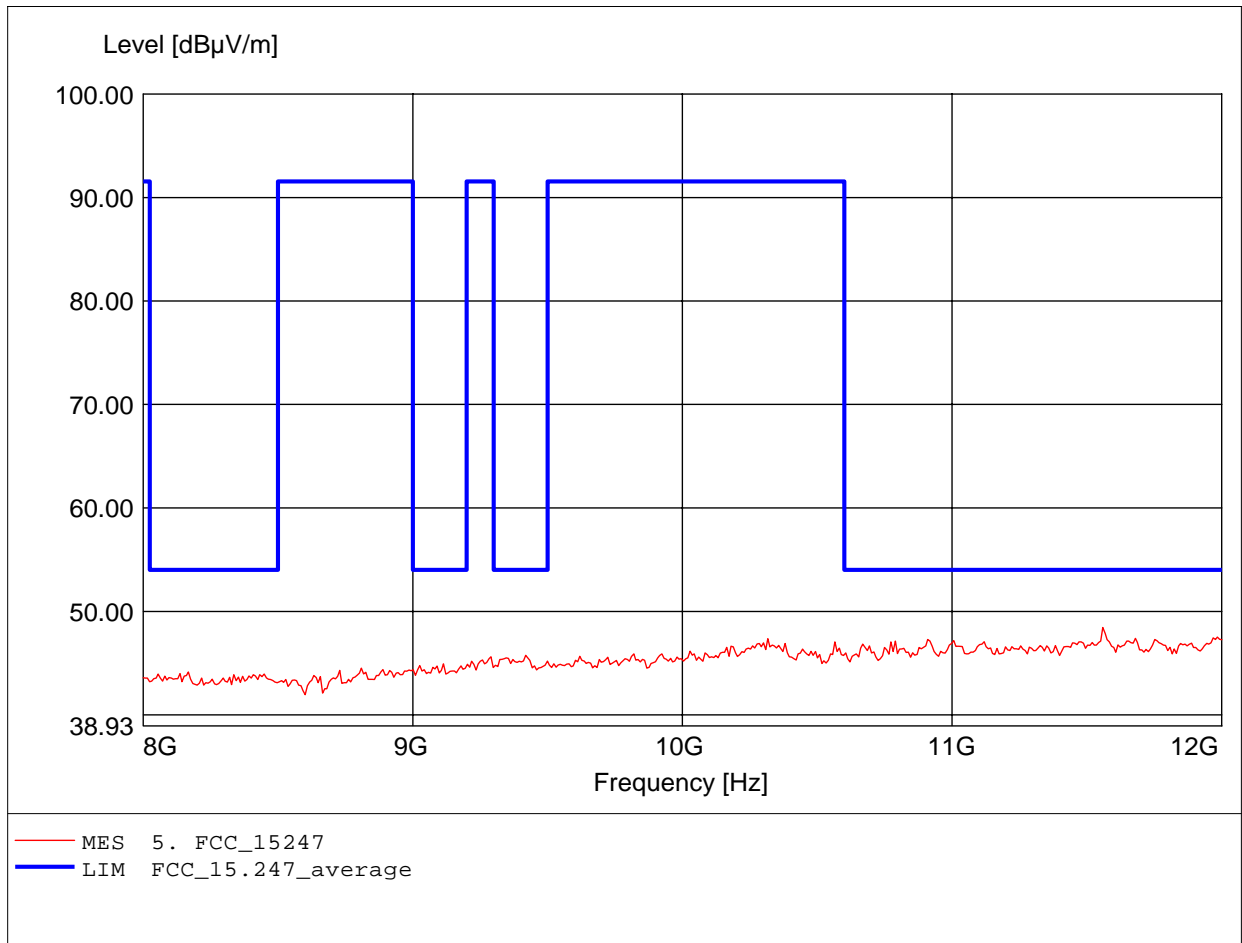
Order Number: W6M20703-7950 802.11g ch6
Test Site / Operator: ETS / Derek
Temperature: Temp.: 23.9°C
Test Specification: according to §15.247
Comment 1: Ant.: HL025, ampl.+HP.
Freq: 11.559GHz, Emax: 47.87dBµV/m, RBW: 1MHz



Spurious emissions Field Strength

FCC RULES PART 15, SUBPART C / LP 0002

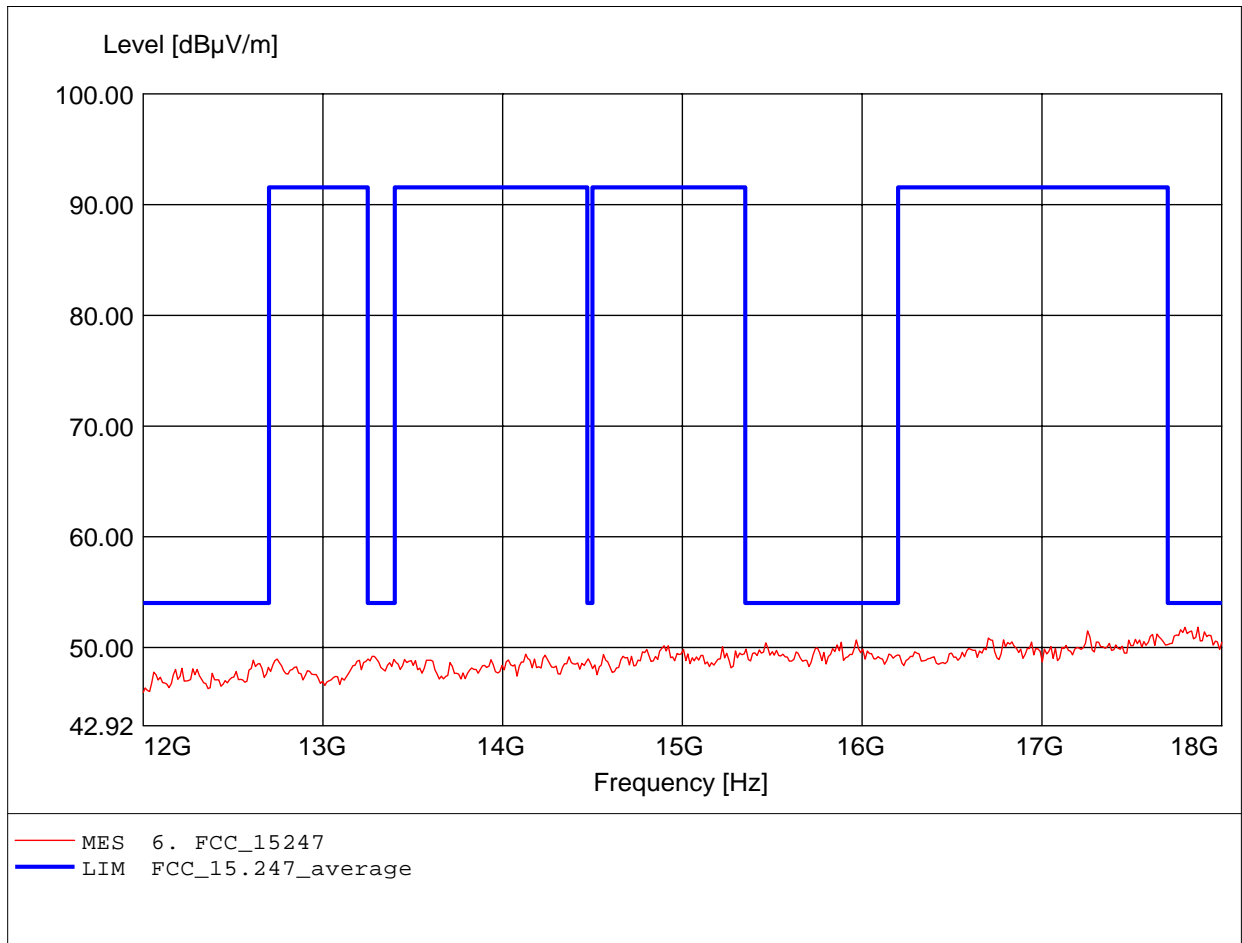
Order Number: W6M20703-7950 802.11g ch6
Test Site / Operator: ETS / Derek
Temperature: Temp.: 23.9°C
Test Specification: according to §15.247
Comment 1: Ant.: HL025, ampl.+HP.
Freq: 11.559GHz, Emax: 48.43dBμV/m, RBW: 1MHz



Spurious emissions Field Strength

FCC RULES PART 15, SUBPART C / LP 0002

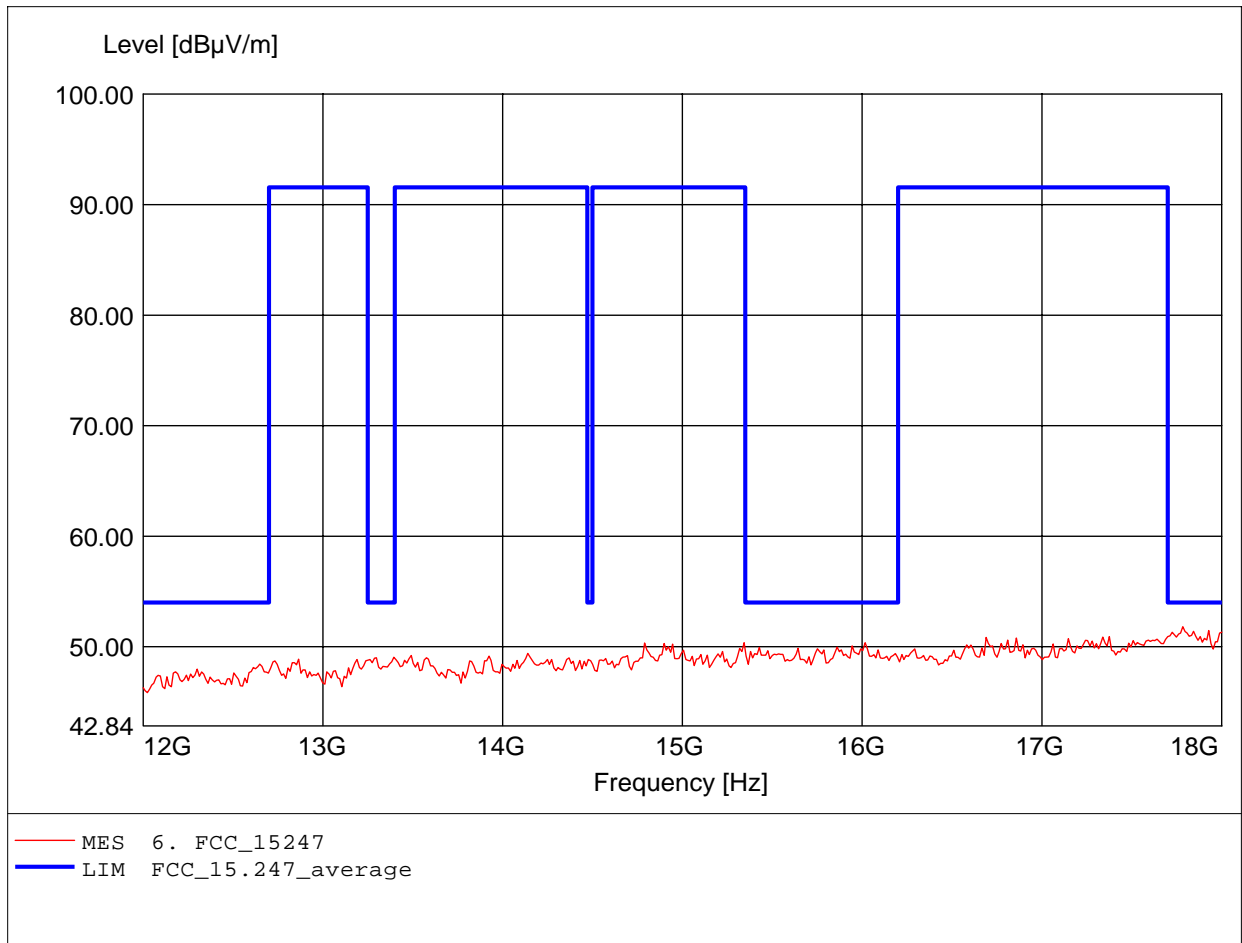
Order Number: W6M20703-7950 802.11g ch6
Test Site / Operator: ETS / Derek
Temperature: Temp.: 23.9°C
Test Specification: according to §15.247
Comment 1: Ant.: HL025, ampl.+HP.
Freq: 17.868GHz, Emax: 51.84dBμV/m, RBW: 1MHz



Spurious emissions Field Strength

FCC RULES PART 15, SUBPART C / LP 0002

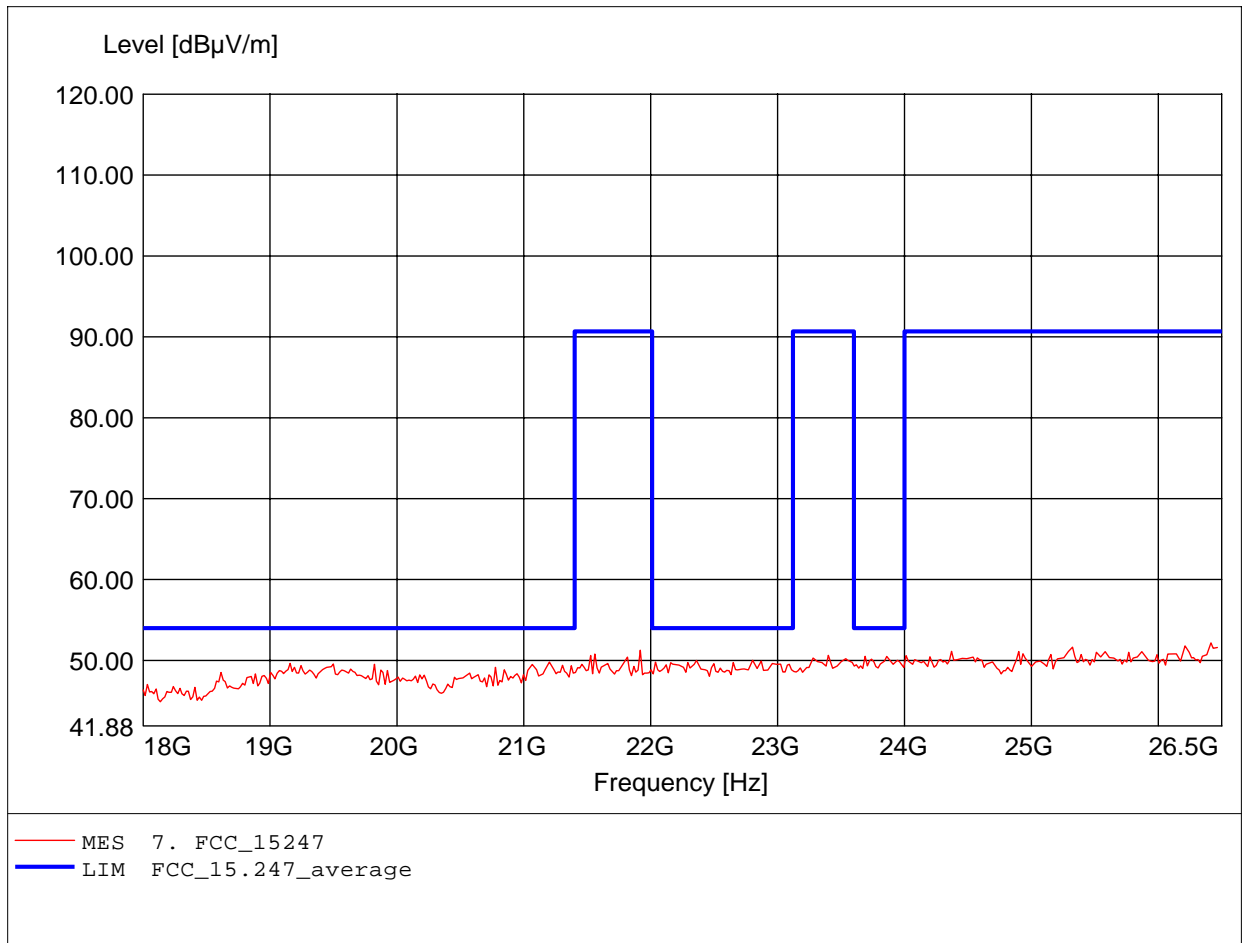
Order Number: W6M20703-7950 802.11g ch6
Test Site / Operator: ETS / Derek
Temperature: Temp.: 23.9°C
Test Specification: according to §15.247
Comment 1: Ant.: HL025, ampl.+HP.
Freq: 17.784GHz, Emax: 51.84dBμV/m, RBW: 1MHz



Spurious emissions Field Strength

FCC RULES PART 15, SUBPART C / LP 0002

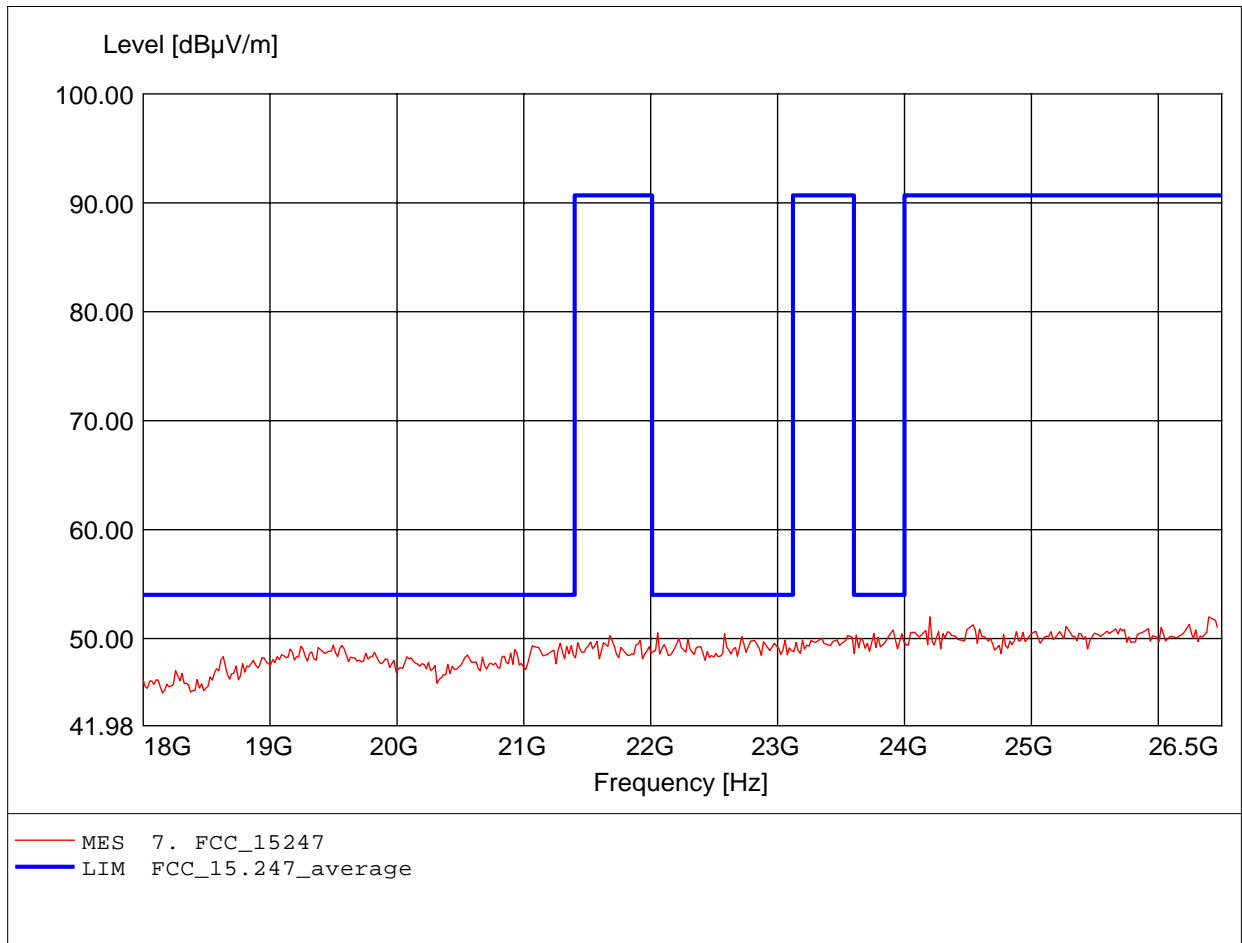
Order Number: W6M20703-7950 802.11g ch6
Test Site / Operator: ETS / Derek
Temperature: Temp.: 23.9°C
Test Specification: according to §15.247
Comment 1: Ant.: HL025, amplif.
Freq: 26.415GHz, Emax: 52.16dBμV/m, RBW: 1MHz



Spurious emissions Field Strength

FCC RULES PART 15, SUBPART C / LP 0002

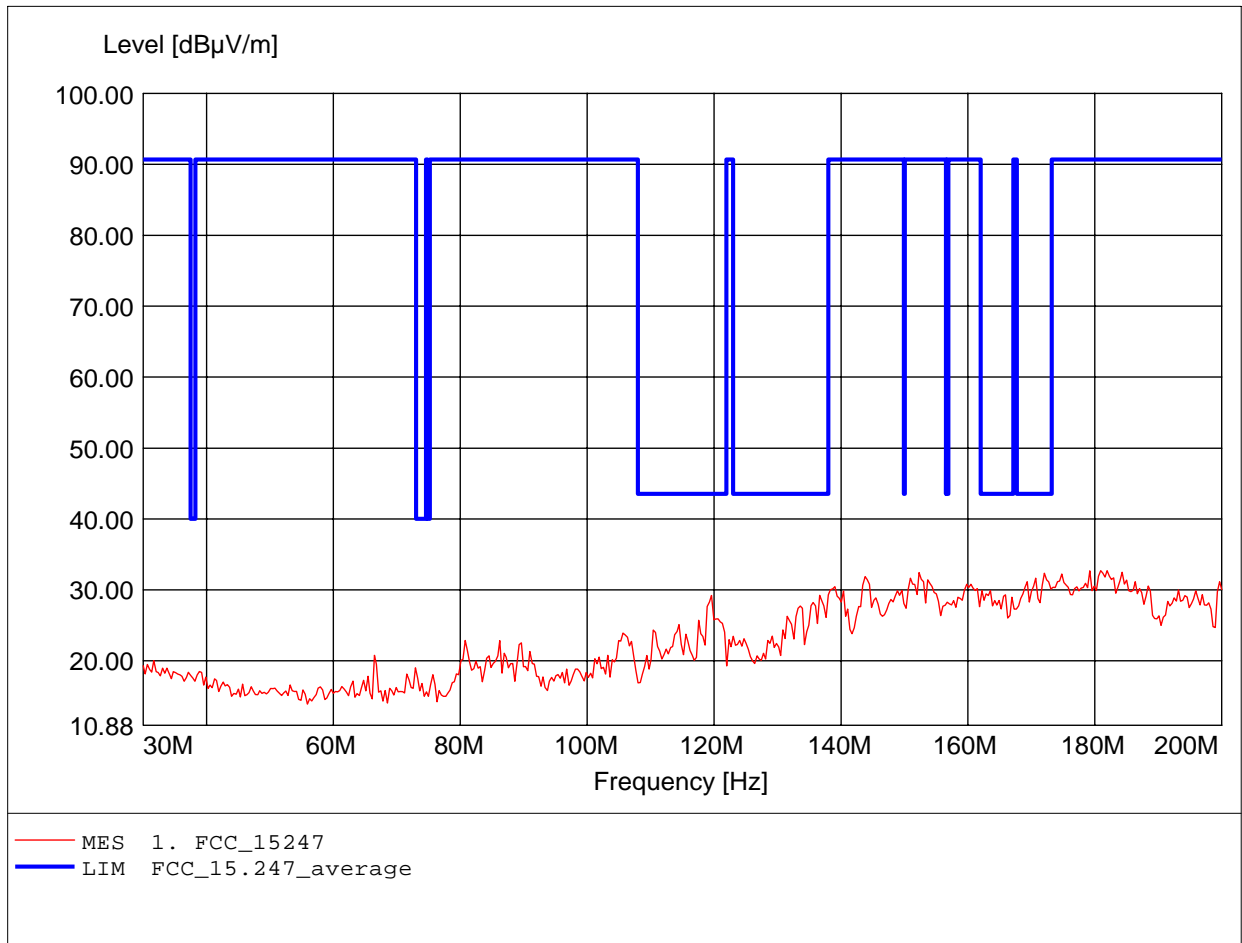
Order Number: W6M20703-7950 802.11g ch6
Test Site / Operator: ETS / Derek
Temperature: Temp.: 23.9°C
Test Specification: according to §15.247
Comment 1: Ant.: HL025, amplif.
Freq: 24.200GHz, Emax: 52.00dBμV/m, RBW: 1MHz



Spurious emissions Field Strength

FCC RULES PART 15, SUBPART C / LP 0002

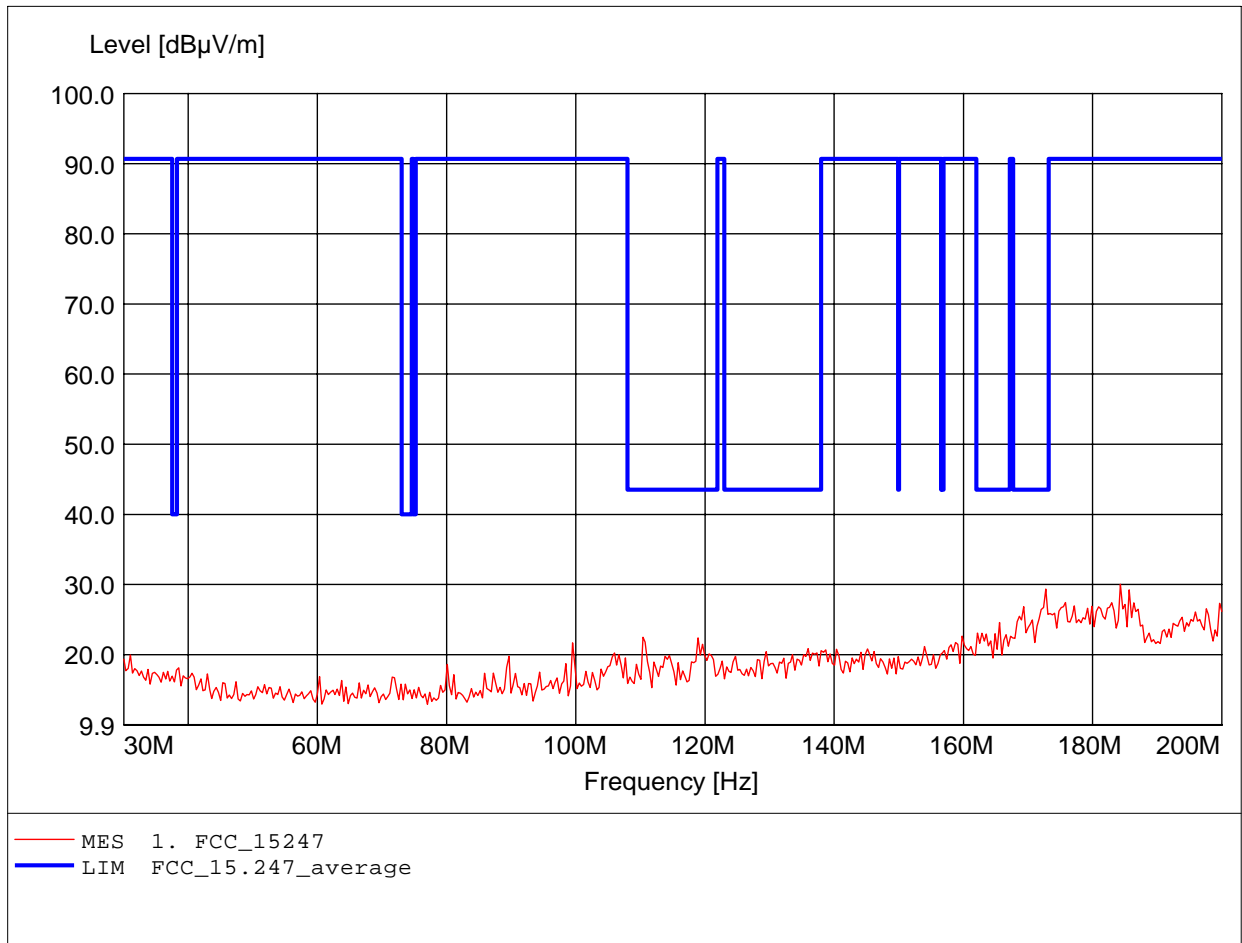
Order Number: W6M20703-7950 802.11g ch11
Test Site / Operator: ETS / Derek
Temperature: Temp.: 23.9°C
Test Specification: according to §15.247
Comment 1: Ant.: HK 116
Freq: 180.922MHz, Emax: 32.73dBµV/m, RBW: 100kHz



Spurious emissions Field Strength

FCC RULES PART 15, SUBPART C / LP 0002

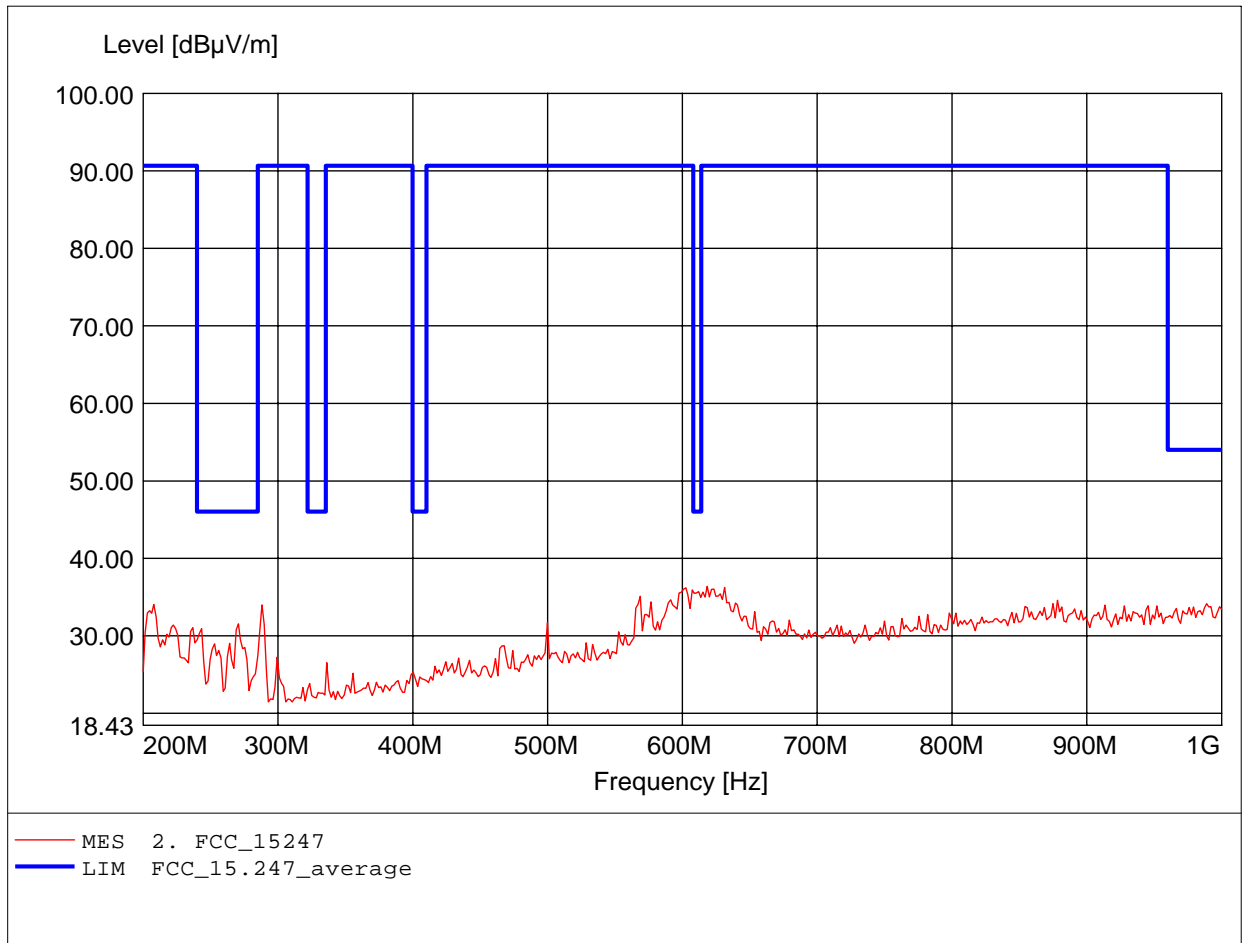
Order Number: W6M20703-7950 802.11g ch11
Test Site / Operator: ETS / Derek
Temperature: Temp.: 23.9°C
Test Specification: according to §15.247
Comment 1: Ant.: HK 116
Freq: 184.329MHz, Emax: 30.06dBµV/m, RBW: 100kHz



Spurious emissions Field Strength

FCC RULES PART 15, SUBPART C / LP 0002

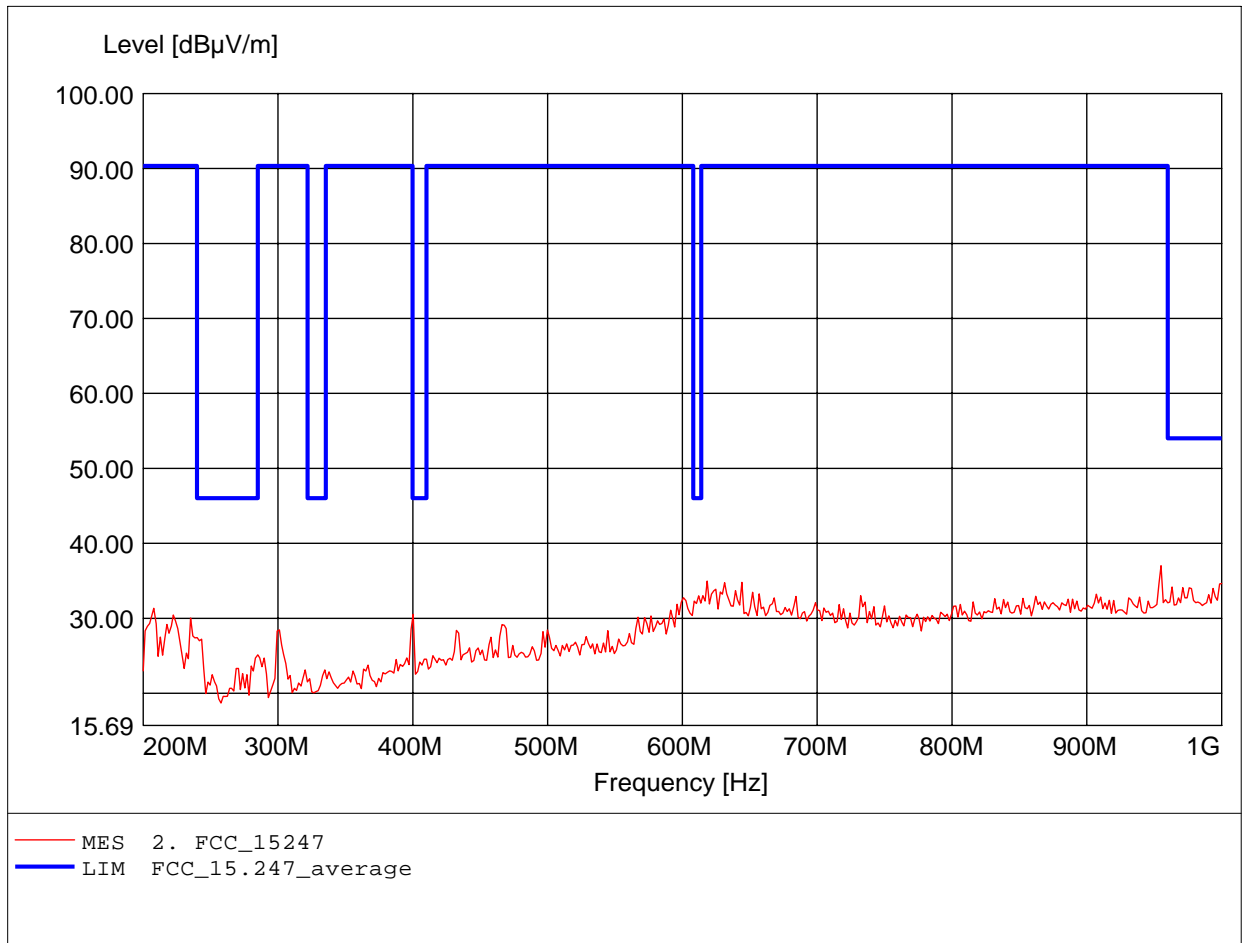
Order Number: W6M20703-7950 802.11g ch11
Test Site / Operator: ETS / Derek
Temperature: Temp.: 23.9°C
Test Specification: according to §15.247
Comment 1: Ant.: HL 223,
Freq: 618.437MHz, Emax: 36.37dBµV/m, RBW: 100kHz



Spurious emissions Field Strength

FCC RULES PART 15, SUBPART C / LP 0002

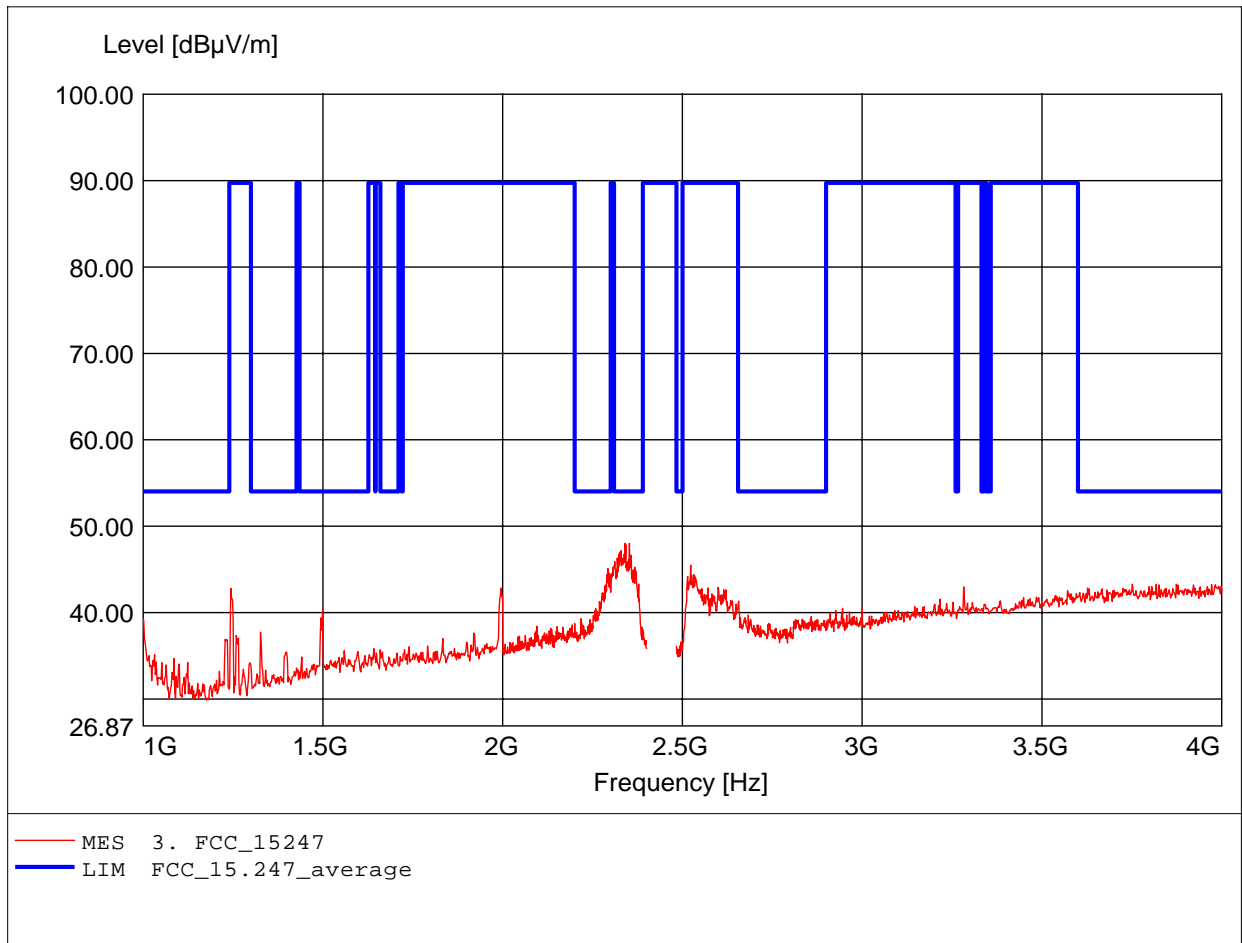
Order Number: W6M20703-7950 802.11g ch11
Test Site / Operator: ETS / Derek
Temperature: Temp.: 23.9°C
Test Specification: according to §15.247
Comment 1: Ant.: HL 223,
Freq: 955.110MHz, Emax: 37.03dBµV/m, RBW: 100kHz



Spurious emissions Field Strength

FCC RULES PART 15, SUBPART C / LP 0002

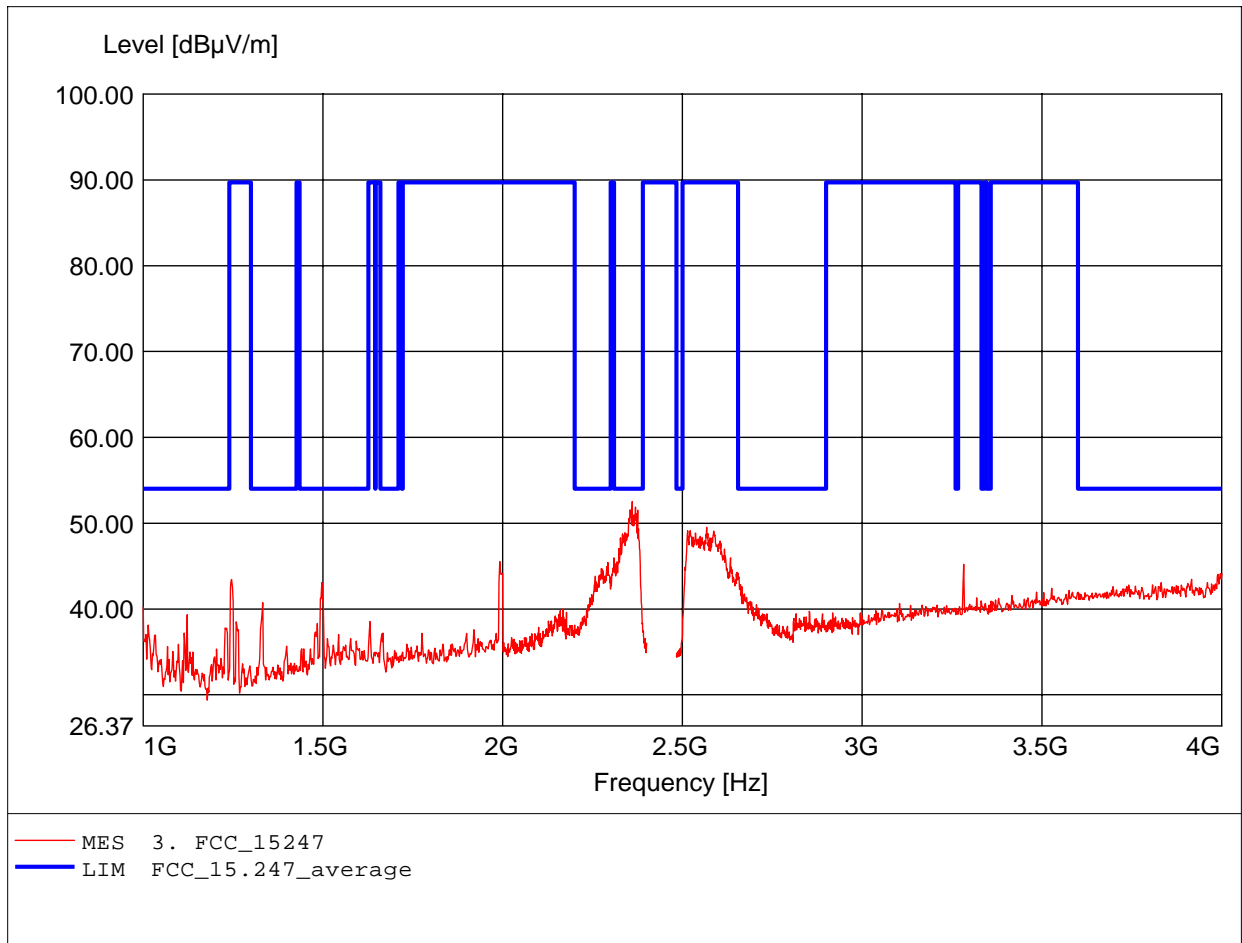
Order Number: W6M20703-7950 802.11g ch11
Test Site / Operator: ETS / Derek
Temperature: Temp.: 23.9°C
Test Specification: according to §15.247
Comment 1: Ant.: HL025, amplif.
Freq: 2.353GHz, Emax: 48.04dBµV/m, RBW: 1MHz



Spurious emissions Field Strength

FCC RULES PART 15, SUBPART C / LP 0002

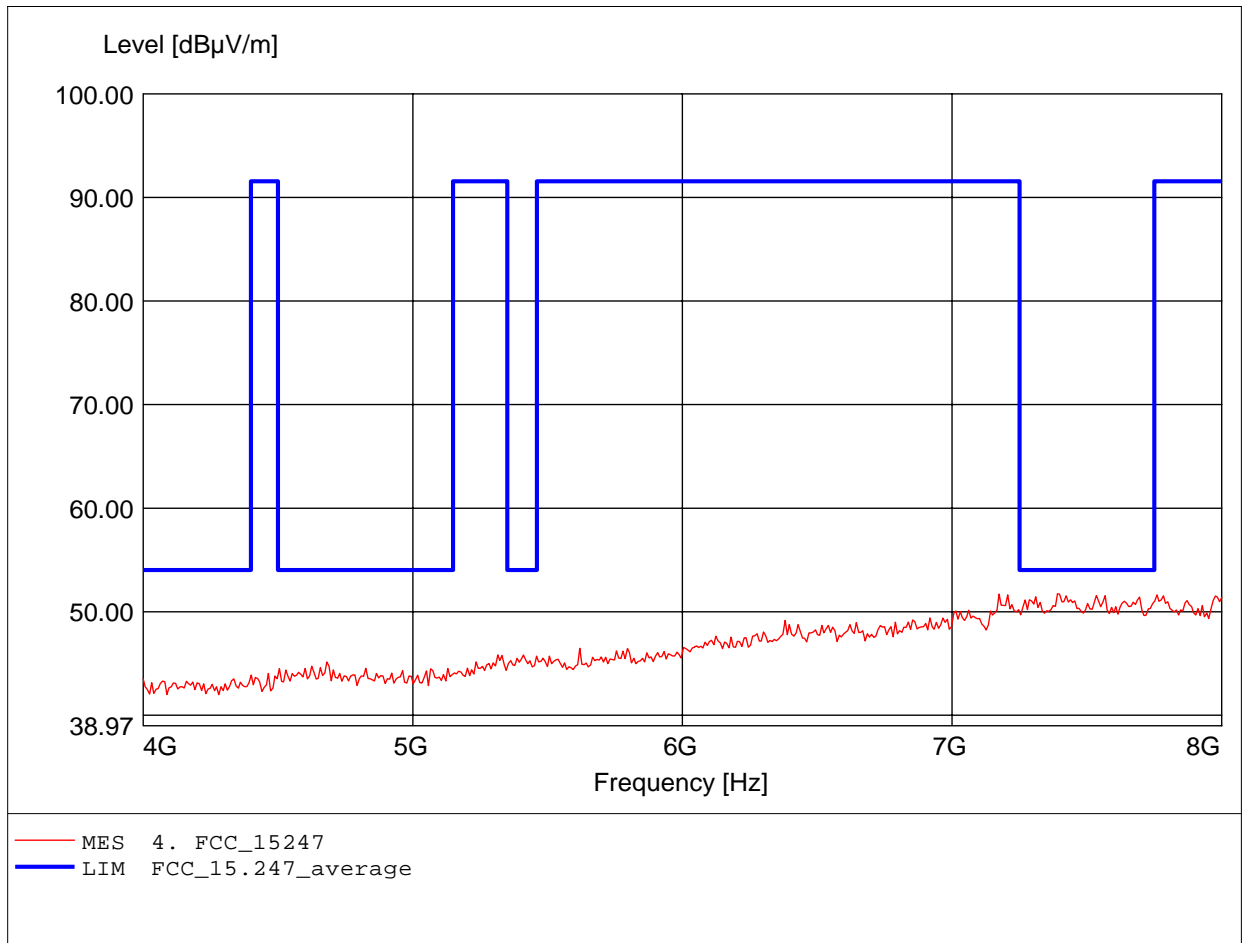
Order Number: W6M20703-7950 802.11g ch11
Test Site / Operator: ETS / Derek
Temperature: Temp.: 23.9°C
Test Specification: according to §15.247
Comment 1: Ant.: HL025, amplif.
Freq: 2.360GHz, Emax: 52.53dBµV/m, RBW: 1MHz



Spurious emissions Field Strength

FCC RULES PART 15, SUBPART C / LP 0002

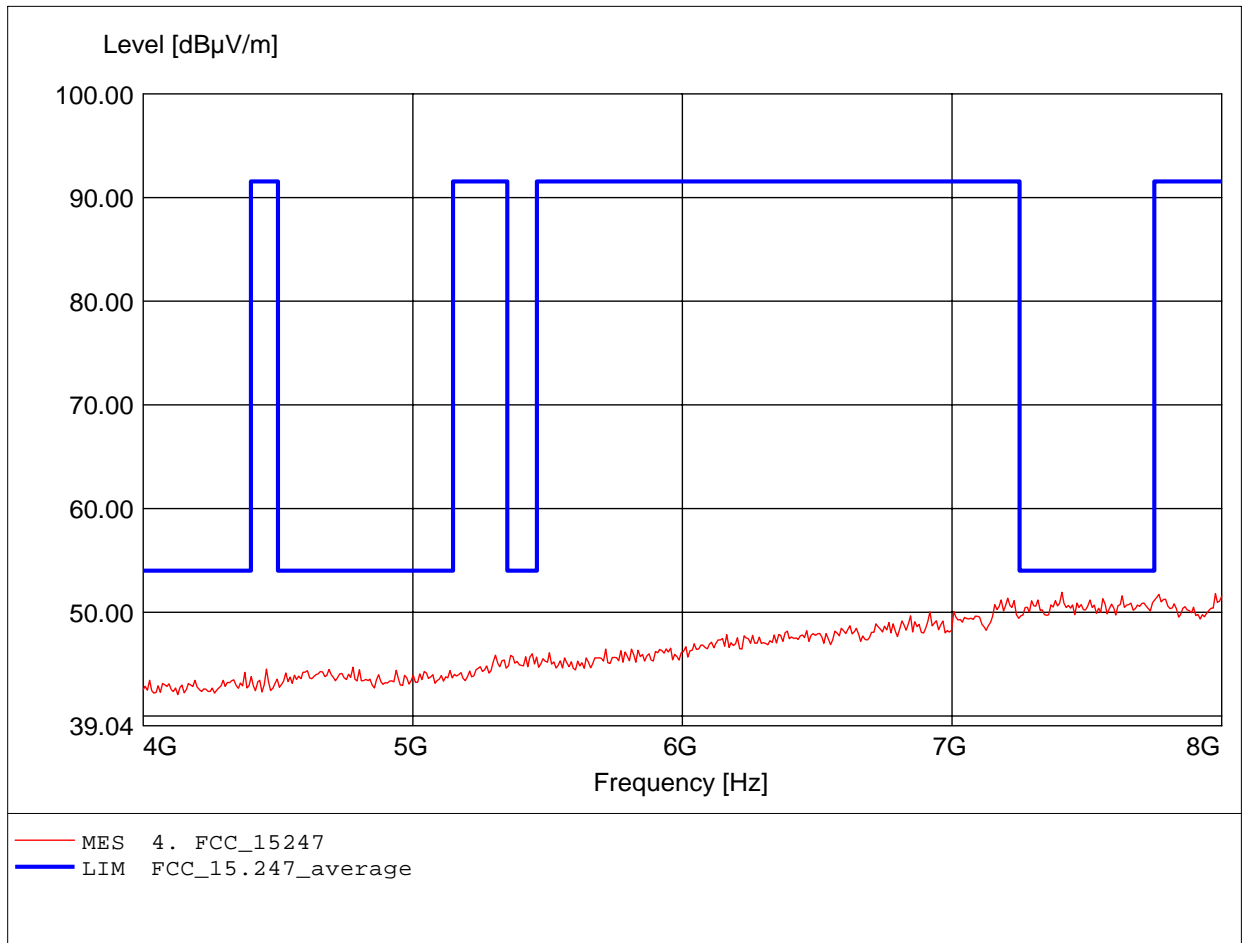
Order Number: W6M20703-7950 802.11g ch11
Test Site / Operator: ETS / Derek
Temperature: Temp.: 23.9°C
Test Specification: according to §15.247
Comment 1: Ant.: HL025, ampl.+HP.
Freq: 7.391GHz, Emax: 51.74dBµV/m, RBW: 1MHz



Spurious emissions Field Strength

FCC RULES PART 15, SUBPART C / LP 0002

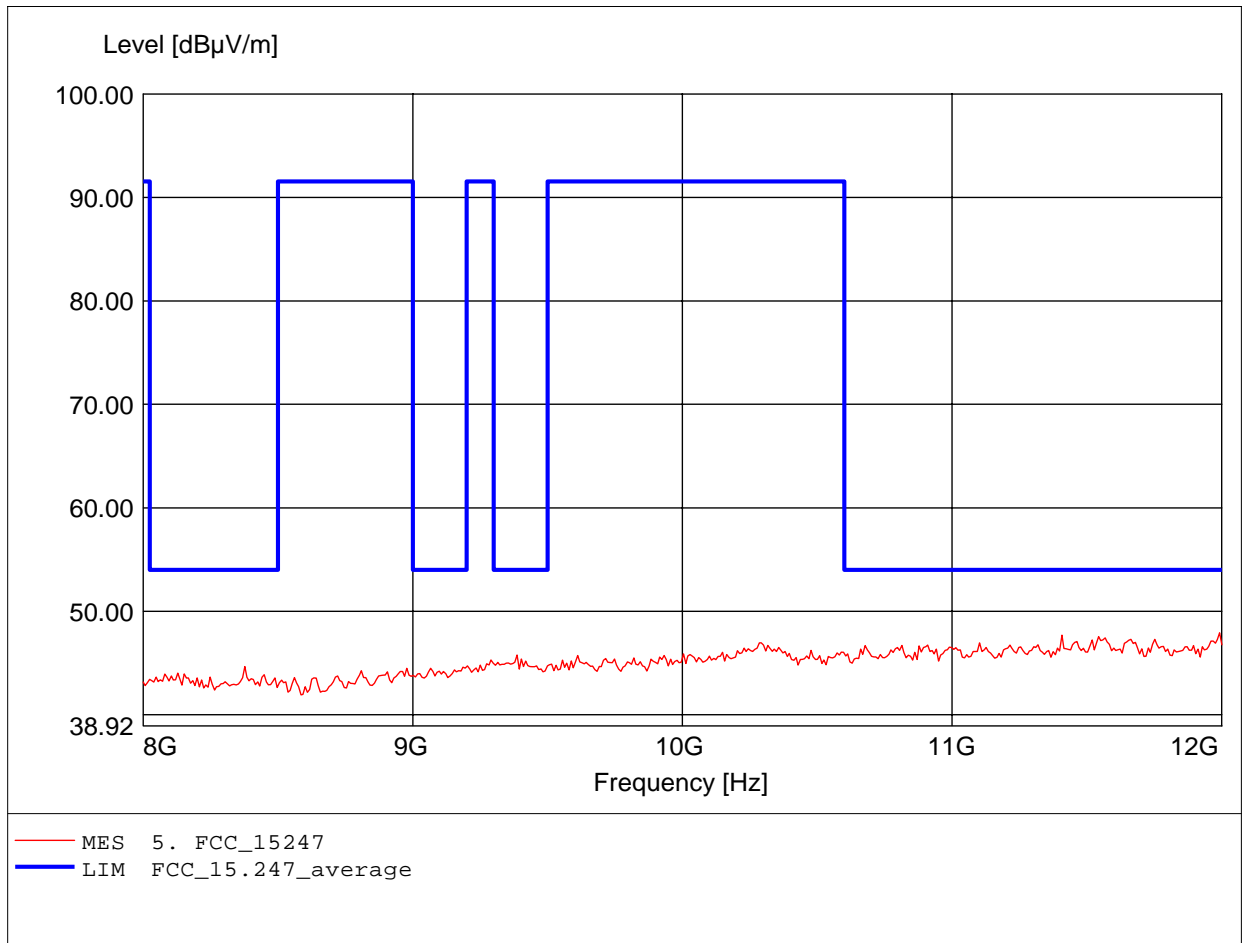
Order Number: W6M20703-7950 802.11g ch11
Test Site / Operator: ETS / Derek
Temperature: Temp.: 23.9°C
Test Specification: according to §15.247
Comment 1: Ant.: HL025, ampl.+HP.
Freq: 7.407GHz, Emax: 51.91dBµV/m, RBW: 1MHz



Spurious emissions Field Strength

FCC RULES PART 15, SUBPART C / LP 0002

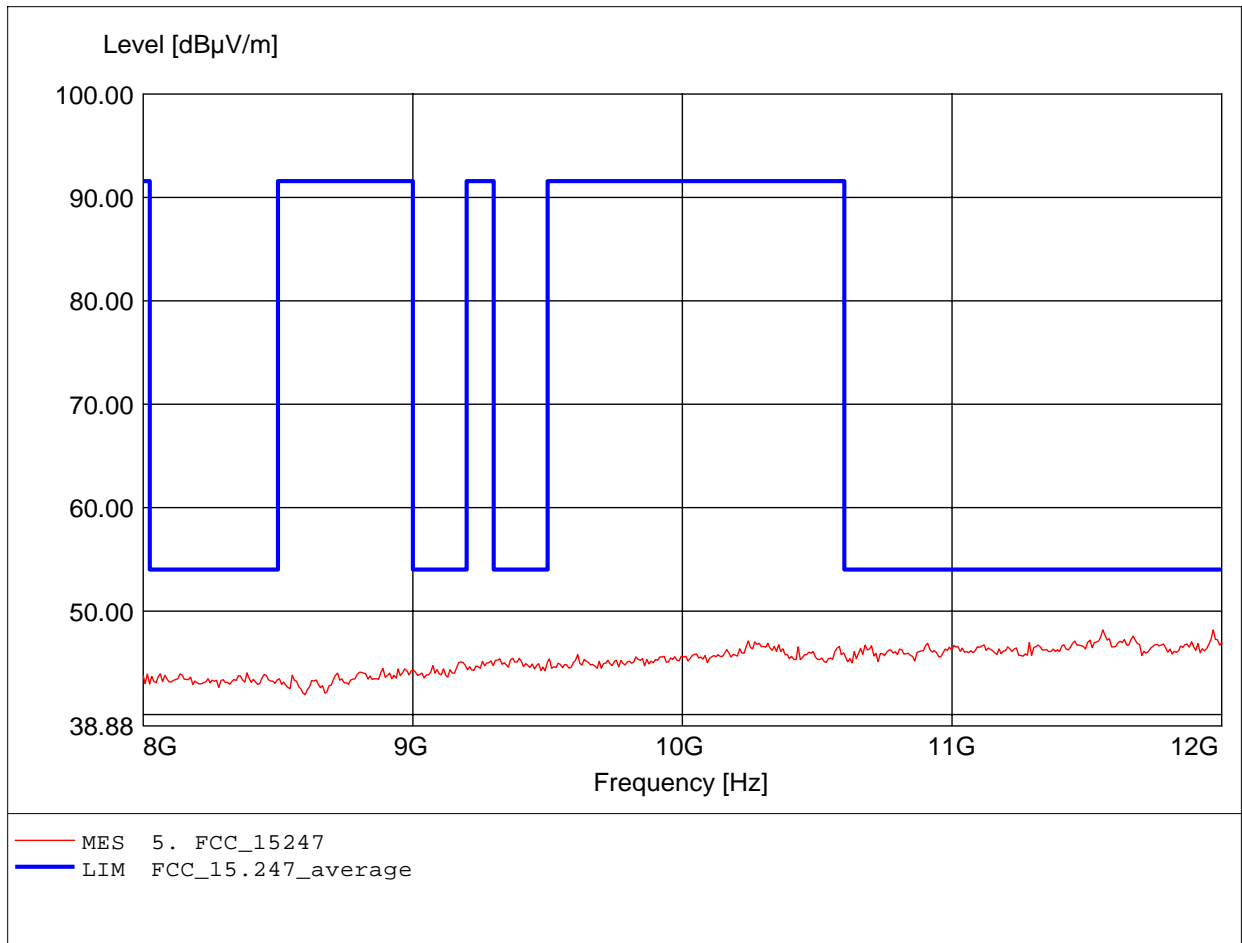
Order Number: W6M20703-7950 802.11g ch11
Test Site / Operator: ETS / Derek
Temperature: Temp.: 23.9°C
Test Specification: according to §15.247
Comment 1: Ant.: HL025, ampl.+HP.
Freq: 11.992GHz, Emax: 47.94dBµV/m, RBW: 1MHz



Spurious emissions Field Strength

FCC RULES PART 15, SUBPART C / LP 0002

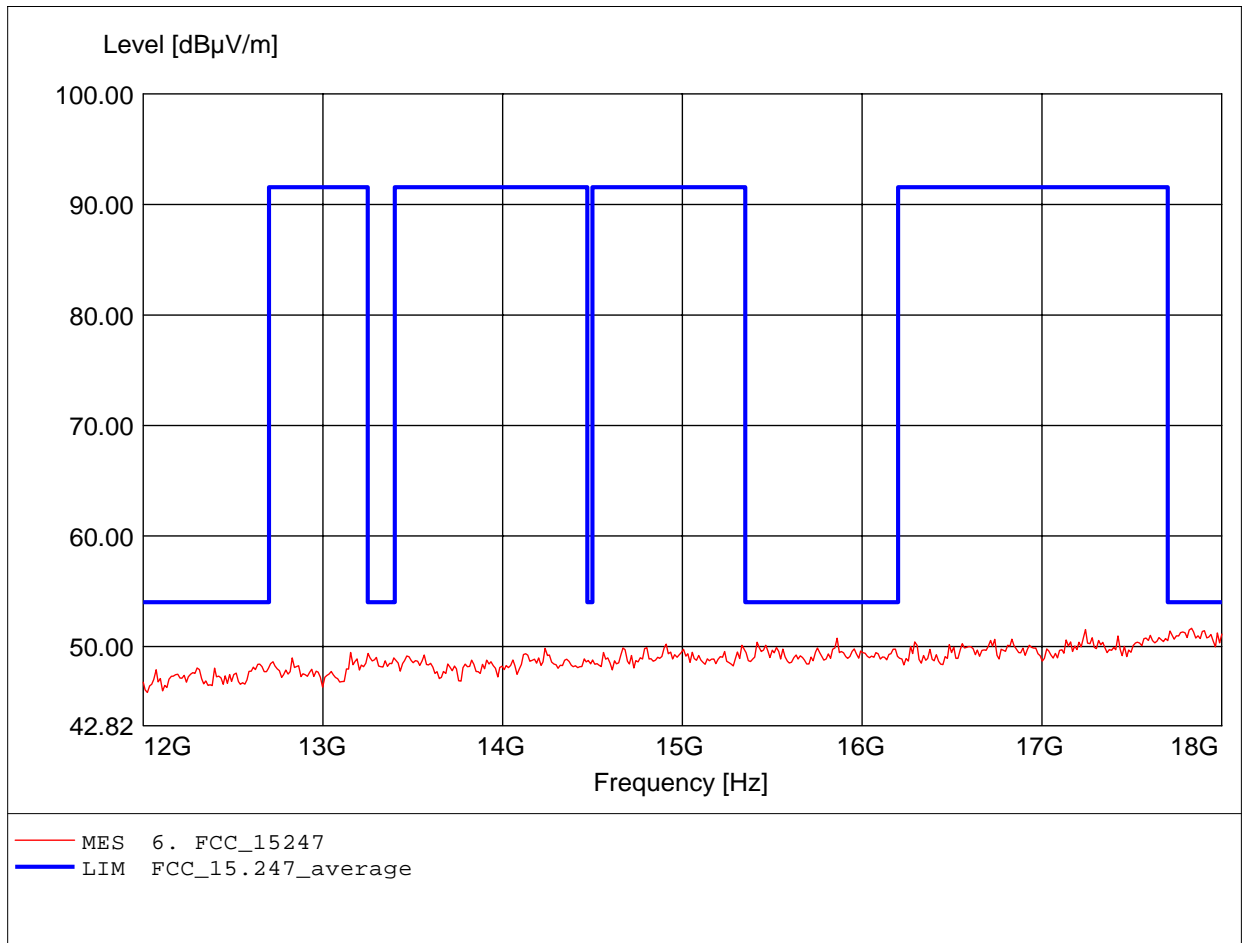
Order Number: W6M20703-7950 802.11g ch11
Test Site / Operator: ETS / Derek
Temperature: Temp.: 23.9°C
Test Specification: according to §15.247
Comment 1: Ant.: HL025, ampl.+HP.
Freq: 11.559GHz, Emax: 48.18dBµV/m, RBW: 1MHz



Spurious emissions Field Strength

FCC RULES PART 15, SUBPART C / LP 0002

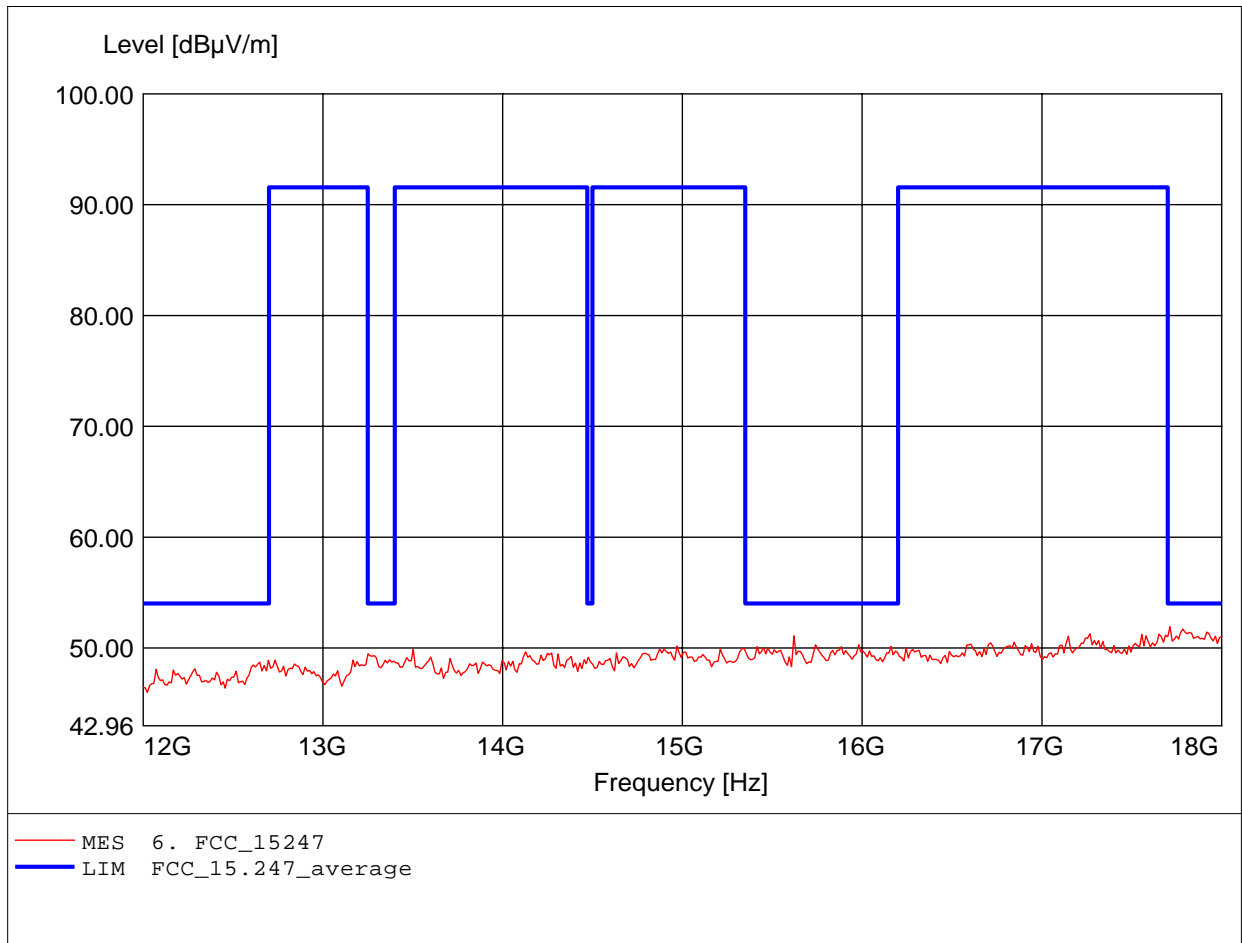
Order Number: W6M20703-7950 802.11g ch11
Test Site / Operator: ETS / Derek
Temperature: Temp.: 23.9°C
Test Specification: according to §15.247
Comment 1: Ant.: HL025, ampl.+HP.
Freq: 17.832GHz, Emax: 51.64dBµV/m, RBW: 1MHz



Spurious emissions Field Strength

FCC RULES PART 15, SUBPART C / LP 0002

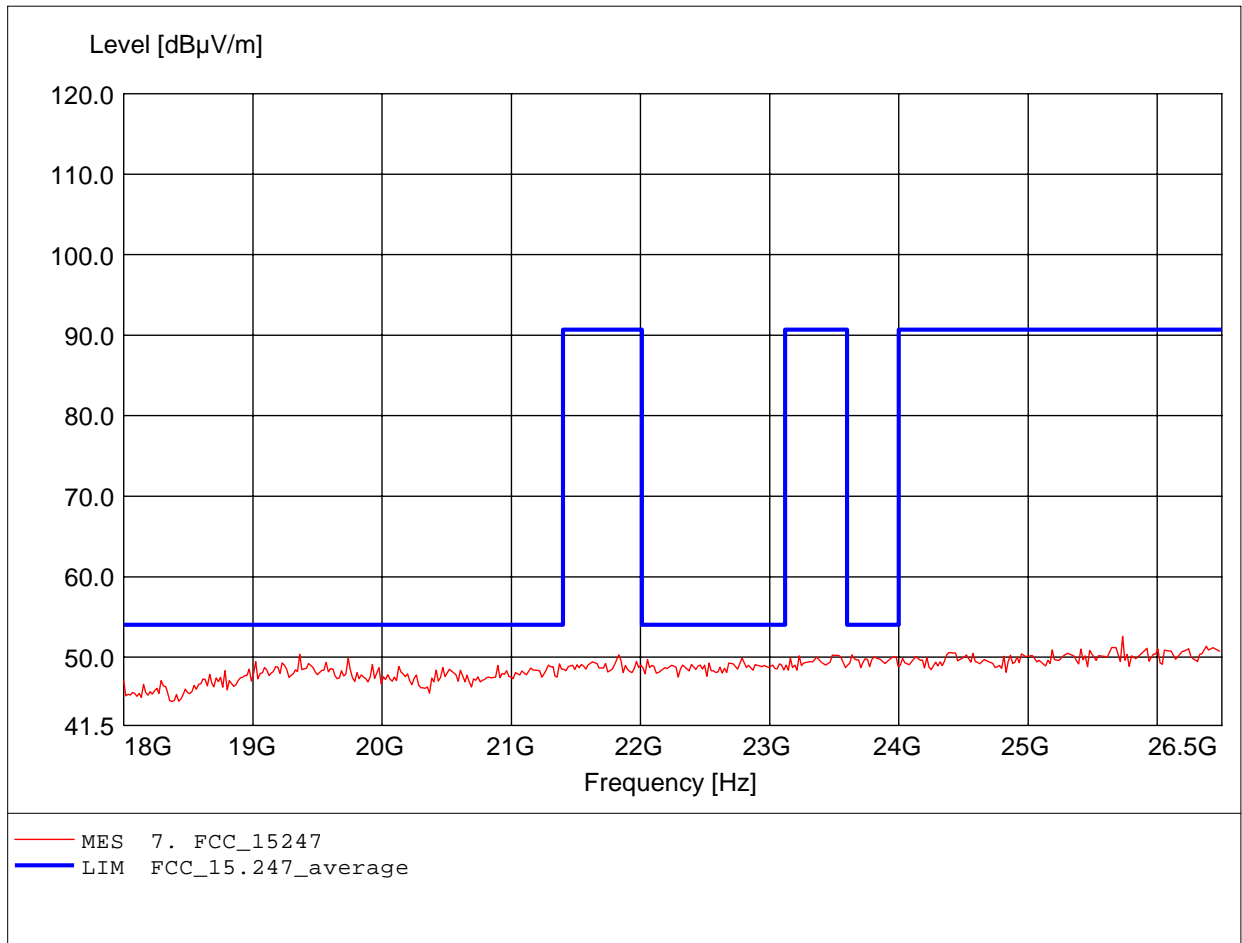
Order Number: W6M20703-7950 802.11g ch11
Test Site / Operator: ETS / Derek
Temperature: Temp.: 23.9°C
Test Specification: according to §15.247
Comment 1: Ant.: HL025, ampl.+HP.
Freq: 17.711GHz, Emax: 51.90dBµV/m, RBW: 1MHz



Spurious emissions Field Strength

FCC RULES PART 15, SUBPART C / LP 0002

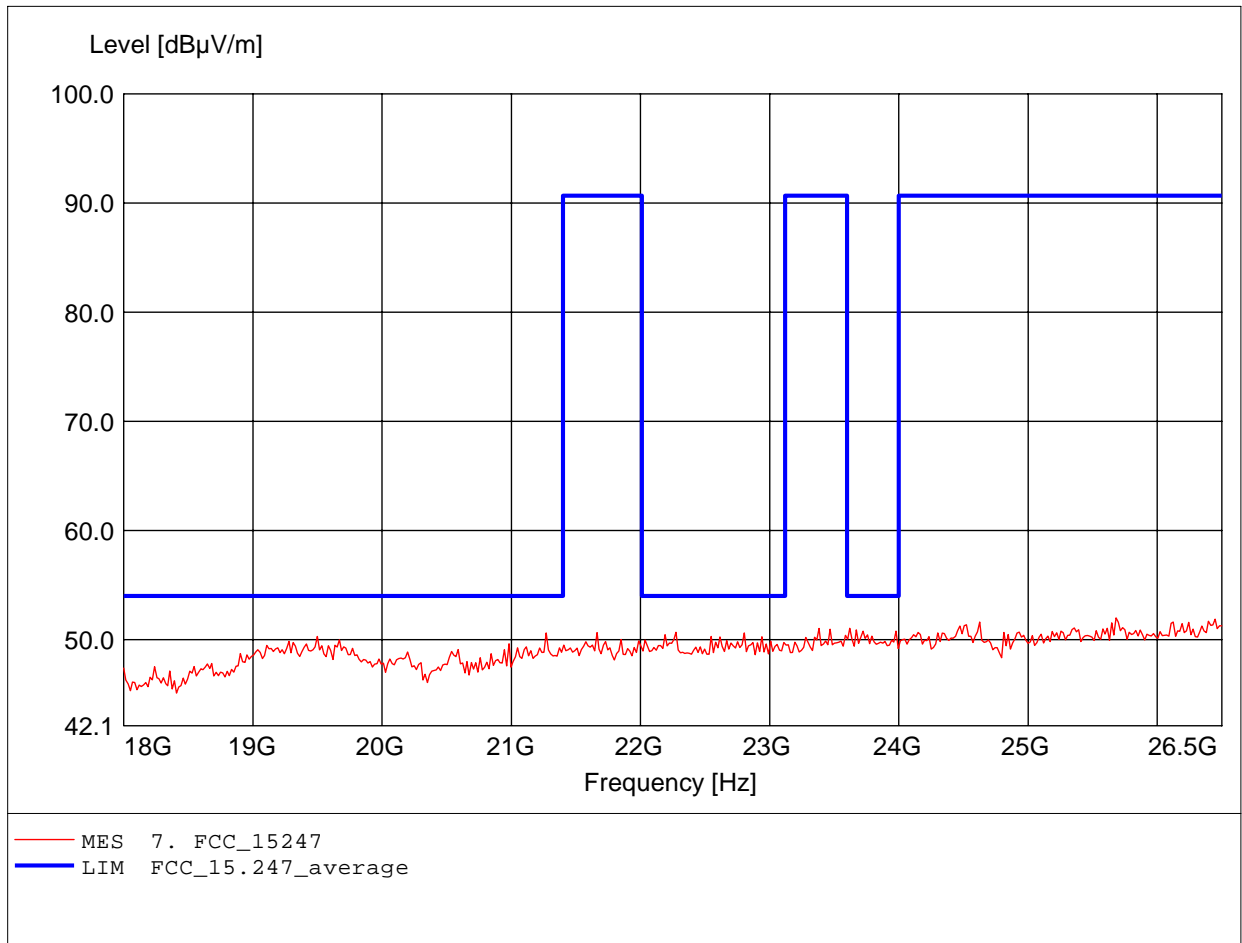
Order Number: W6M20703-7950 802.11g ch11
Test Site / Operator: ETS / Derek
Temperature: Temp.: 23.9°C
Test Specification: according to §15.247
Comment 1: Ant.: HL025, amplif.
Freq: 25.733GHz, Emax: 52.58dBμV/m, RBW: 1MHz



Spurious emissions Field Strength

FCC RULES PART 15, SUBPART C / LP 0002

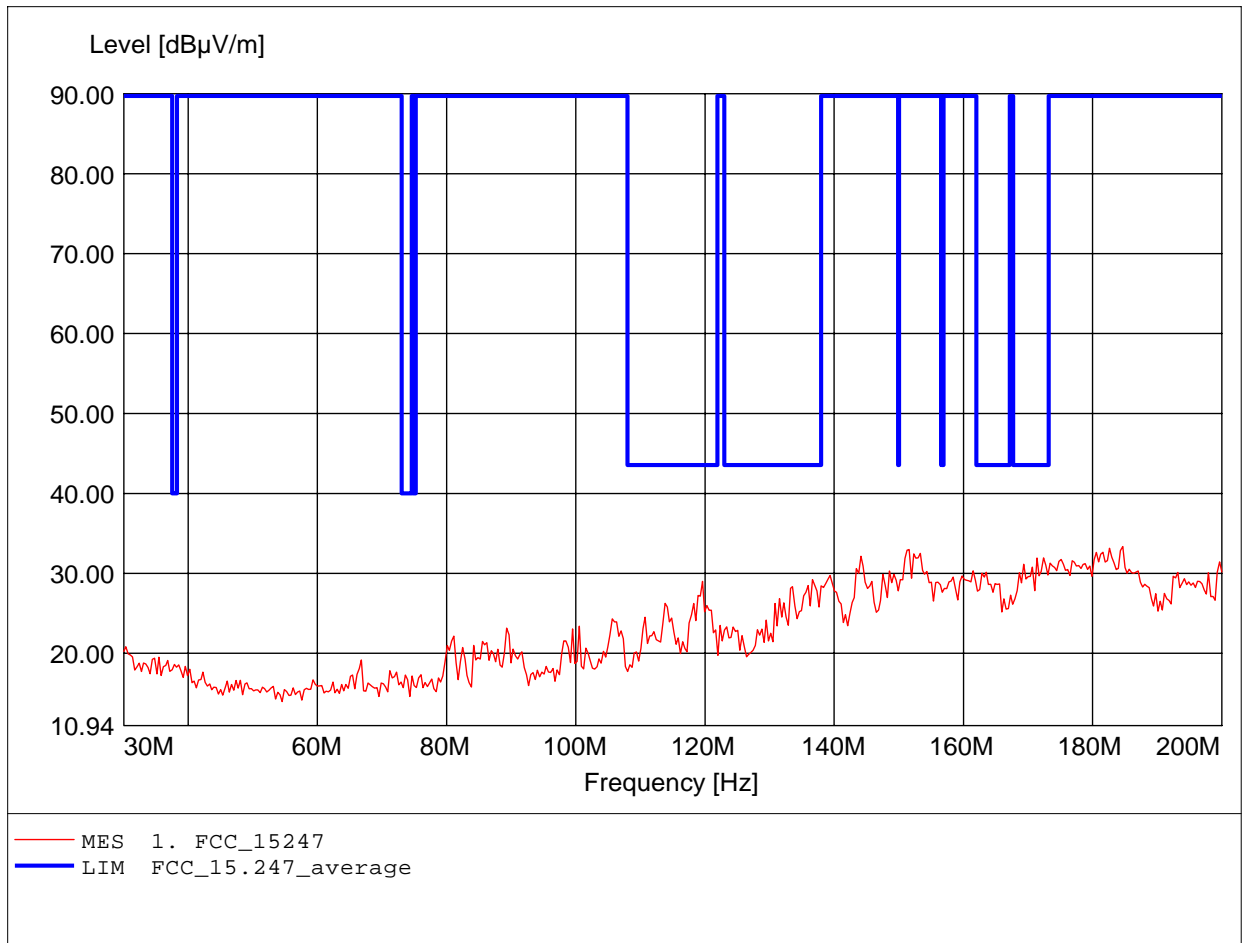
Order Number: W6M20703-7950 802.11g ch11
Test Site / Operator: ETS / Derek
Temperature: Temp.: 23.9°C
Test Specification: according to §15.247
Comment 1: Ant.: HL025, amplif.
Freq: 25.682GHz, Emax: 51.98dBμV/m, RBW: 1MHz



Spurious emissions Field Strength

FCC RULES PART 15, SUBPART C / LP 0002

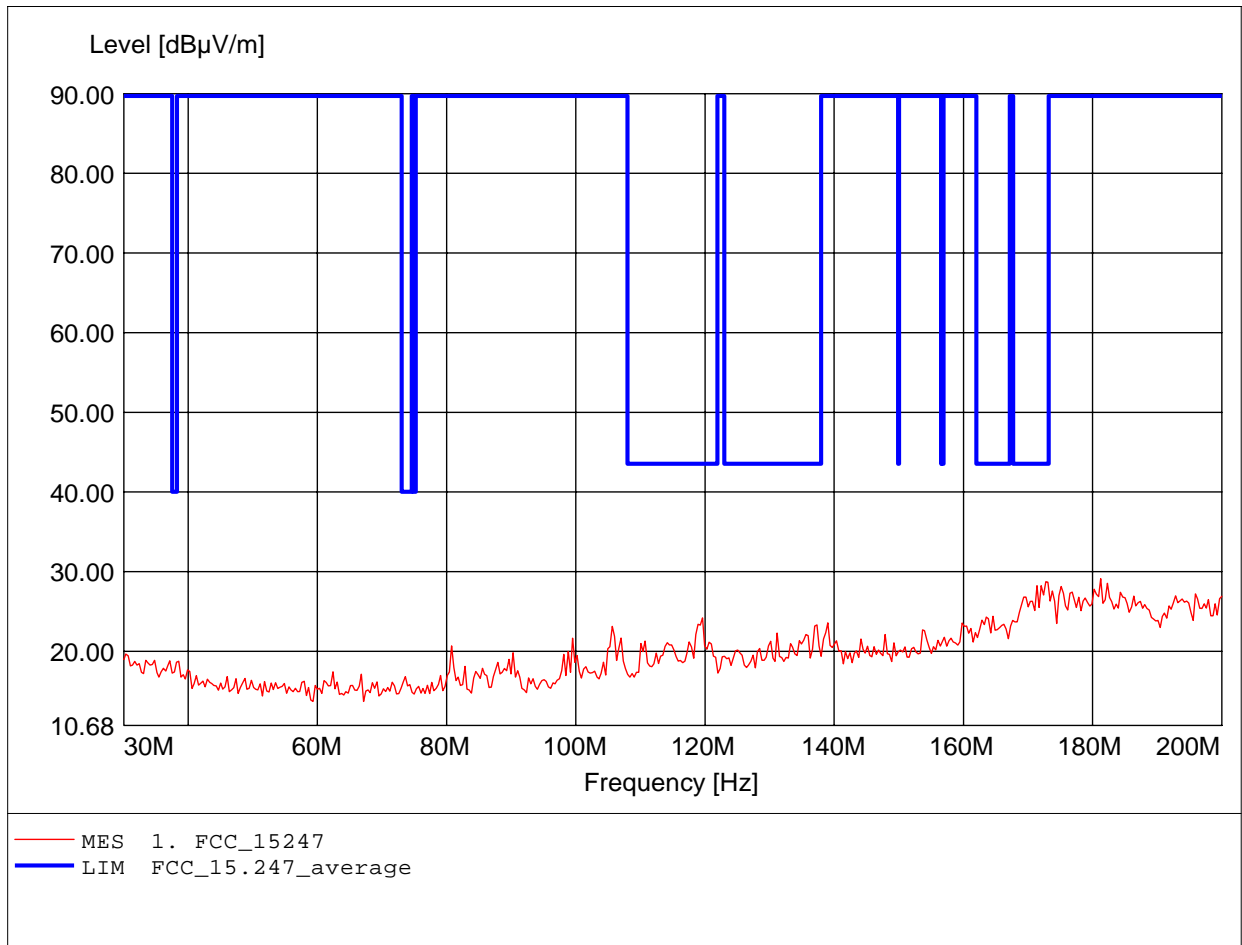
Order Number: W6M20703-7950 802.11n (20M) ch1
Test Site / Operator: ETS / Derek
Temperature: Temp.: 23.9°C
Test Specification: according to §15.247
Comment 1: Ant.: HK 116
Freq: 184.669MHz, Emax: 33.37dBµV/m, RBW: 100kHz



Spurious emissions Field Strength

FCC RULES PART 15, SUBPART C / LP 0002

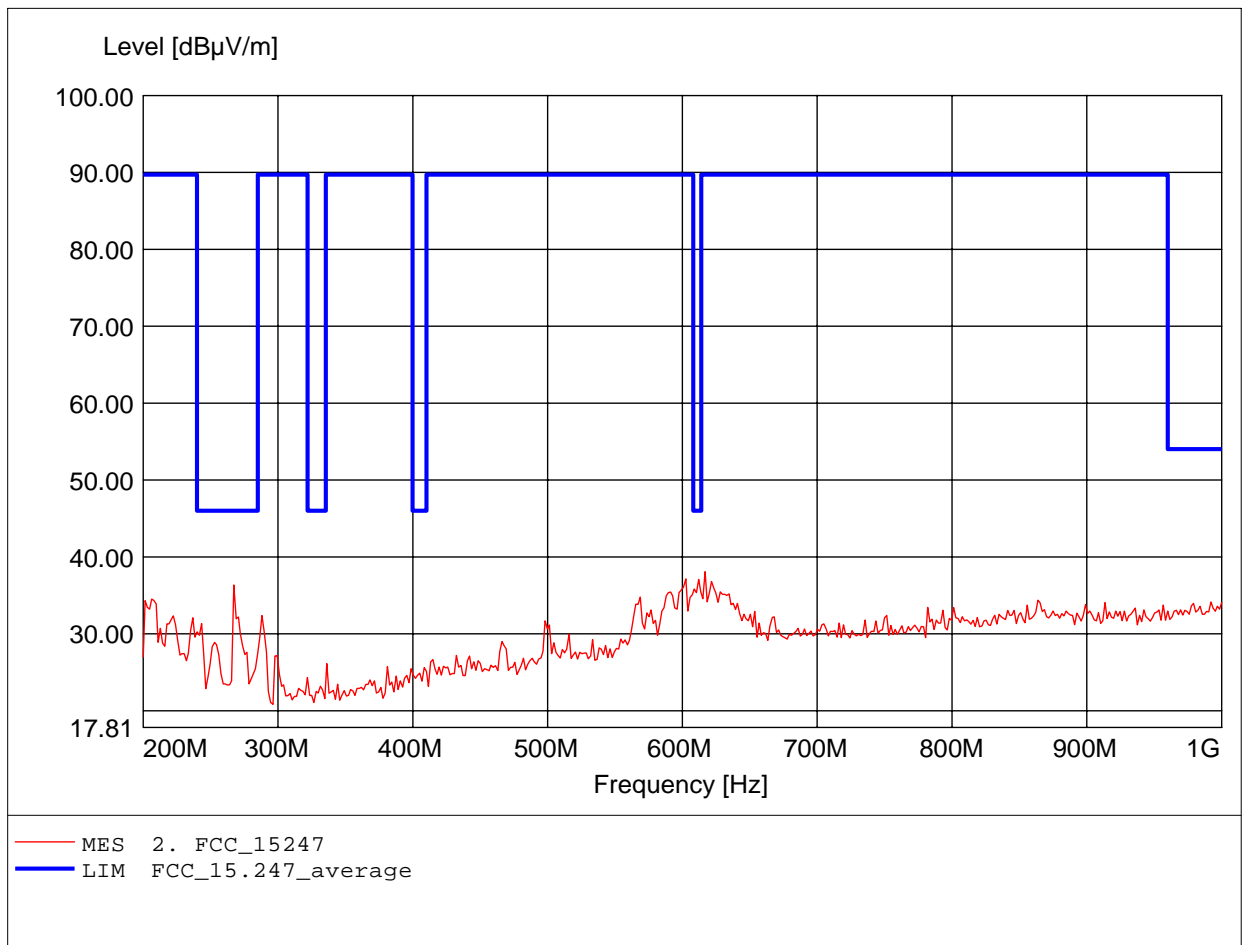
Order Number: W6M20703-7950 802.11n (20M) ch1
Test Site / Operator: ETS / Derek
Temperature: Temp.: 23.9°C
Test Specification: according to §15.247
Comment 1: Ant.: HK 116
Freq: 181.263MHz, Emax: 29.12dBµV/m, RBW: 100kHz



Spurious emissions Field Strength

FCC RULES PART 15, SUBPART C / LP 0002

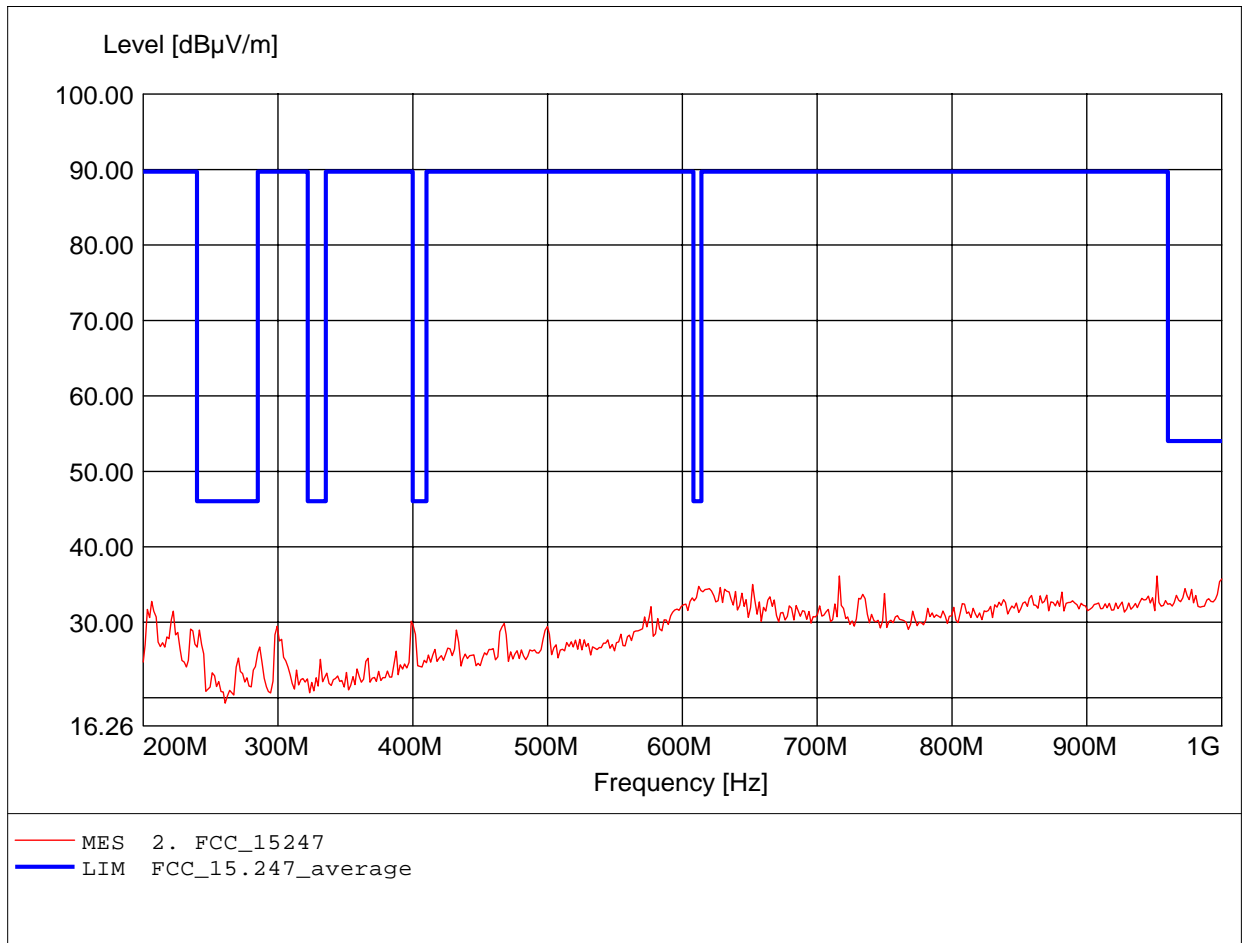
Order Number: W6M20703-7950 802.11n (20M) ch1
Test Site / Operator: ETS / Derek
Temperature: Temp.: 23.9°C
Test Specification: according to §15.247
Comment 1: Ant.: HL 223,
Freq: 616.834MHz, Emax: 38.07dBµV/m, RBW: 100kHz



Spurious emissions Field Strength

FCC RULES PART 15, SUBPART C / LP 0002

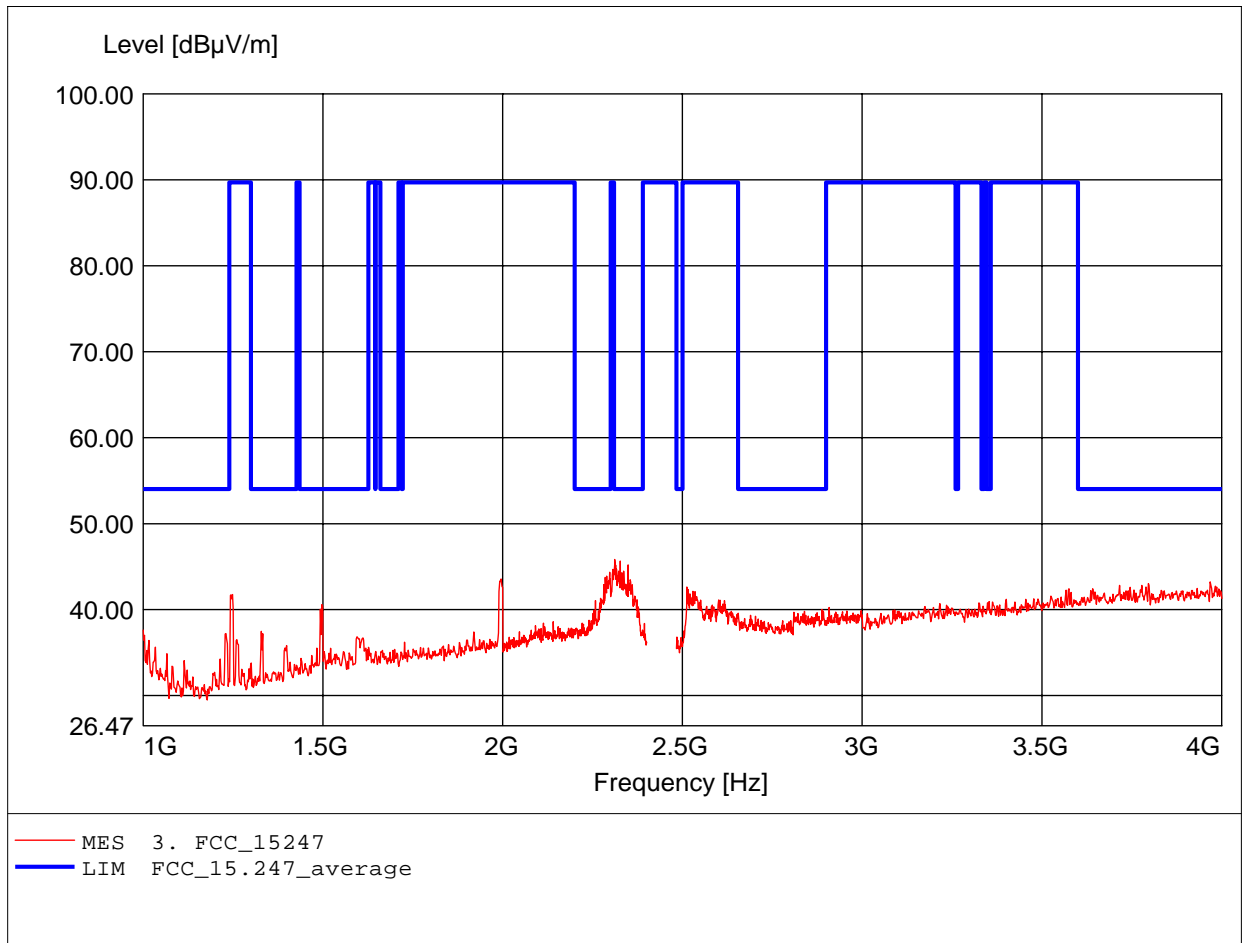
Order Number: W6M20703-7950 802.11n (20M) ch1
Test Site / Operator: ETS / Derek
Temperature: Temp.: 23.9°C
Test Specification: according to §15.247
Comment 1: Ant.: HL 223,
Freq: 716.232MHz, Emax: 36.14dBµV/m, RBW: 100kHz



Spurious emissions Field Strength

FCC RULES PART 15, SUBPART C / LP 0002

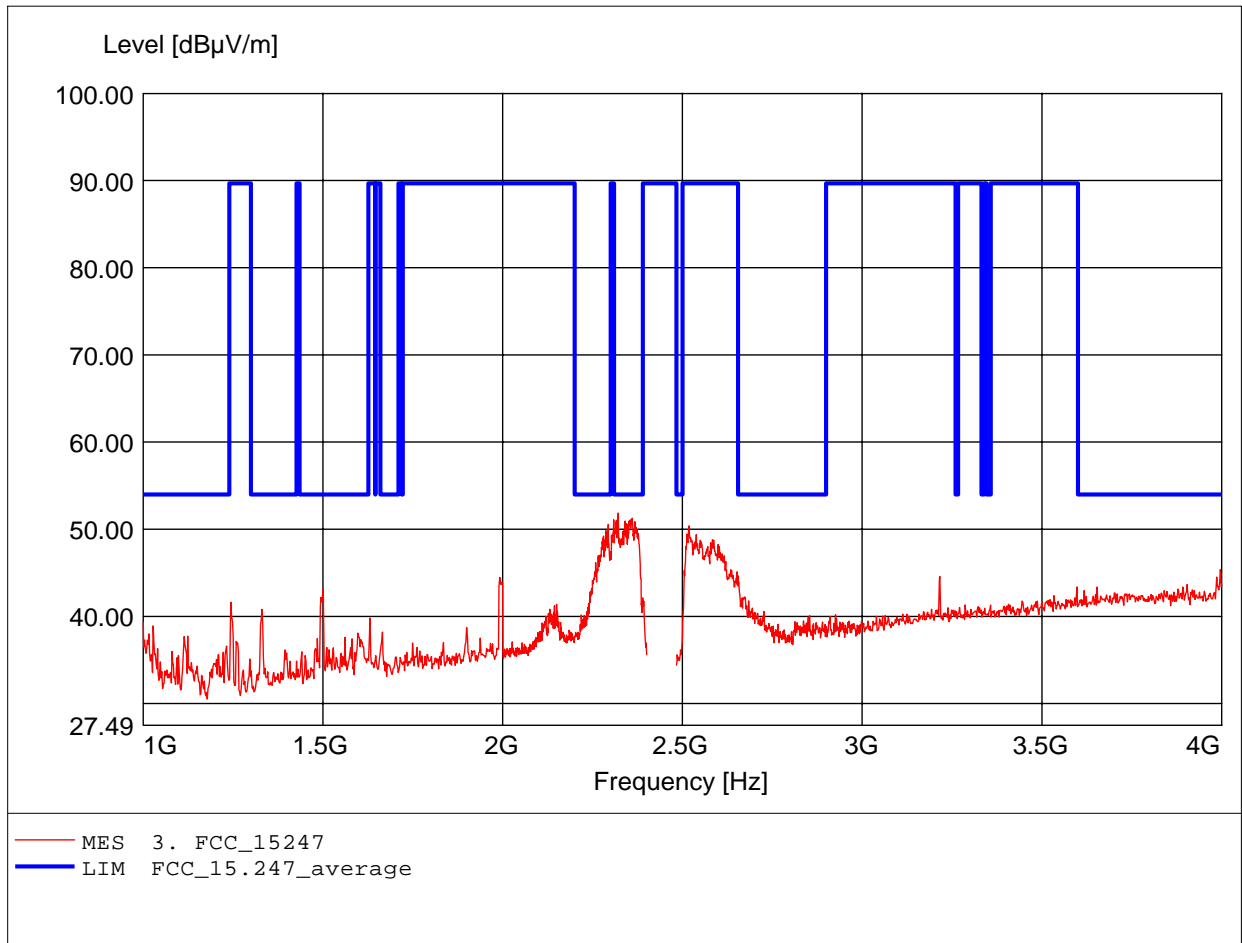
Order Number: W6M20703-7950 802.11n (20M) ch1
Test Site / Operator: ETS / Derek
Temperature: Temp.: 23.9°C
Test Specification: according to §15.247
Comment 1: Ant.: HL025, amplif.
Freq: 2.312GHz, Emax: 45.84dBµV/m, RBW: 1MHz



Spurious emissions Field Strength

FCC RULES PART 15, SUBPART C / LP 0002

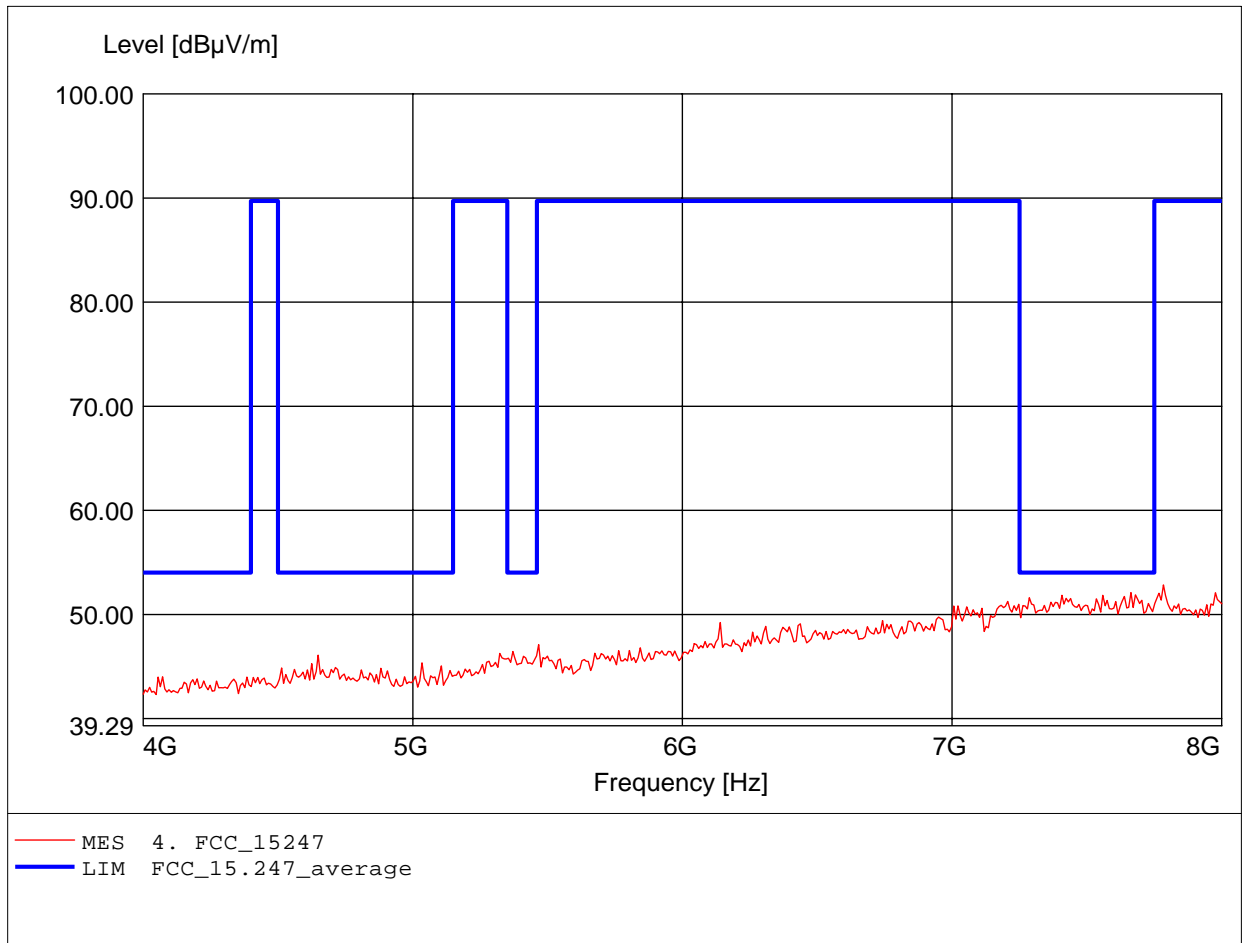
Order Number: W6M20703-7950 802.11n (20M) ch1
Test Site / Operator: ETS / Derek
Temperature: Temp.: 23.9°C
Test Specification: according to §15.247
Comment 1: Ant.: HL025, amplif.
Freq: 2.321GHz, Emax: 51.88dBµV/m, RBW: 1MHz



Spurious emissions Field Strength

FCC RULES PART 15, SUBPART C / LP 0002

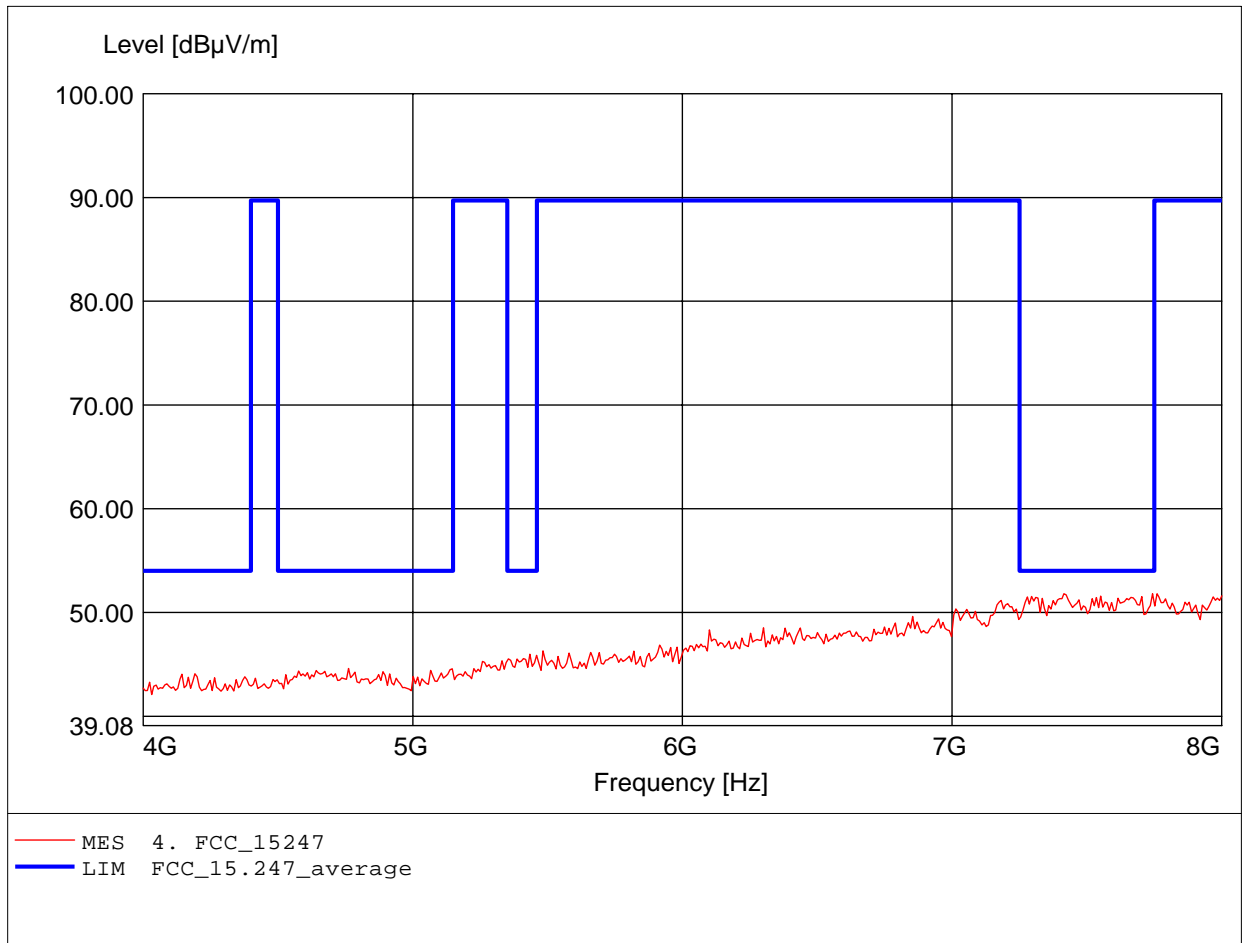
Order Number: W6M20703-7950 802.11n (20M) ch1
Test Site / Operator: ETS / Derek
Temperature: Temp.: 23.9°C
Test Specification: according to §15.247
Comment 1: Ant.: HL025, ampl.+HP.
Freq: 7.784GHz, Emax: 52.83dBµV/m, RBW: 1MHz



Spurious emissions Field Strength

FCC RULES PART 15, SUBPART C / LP 0002

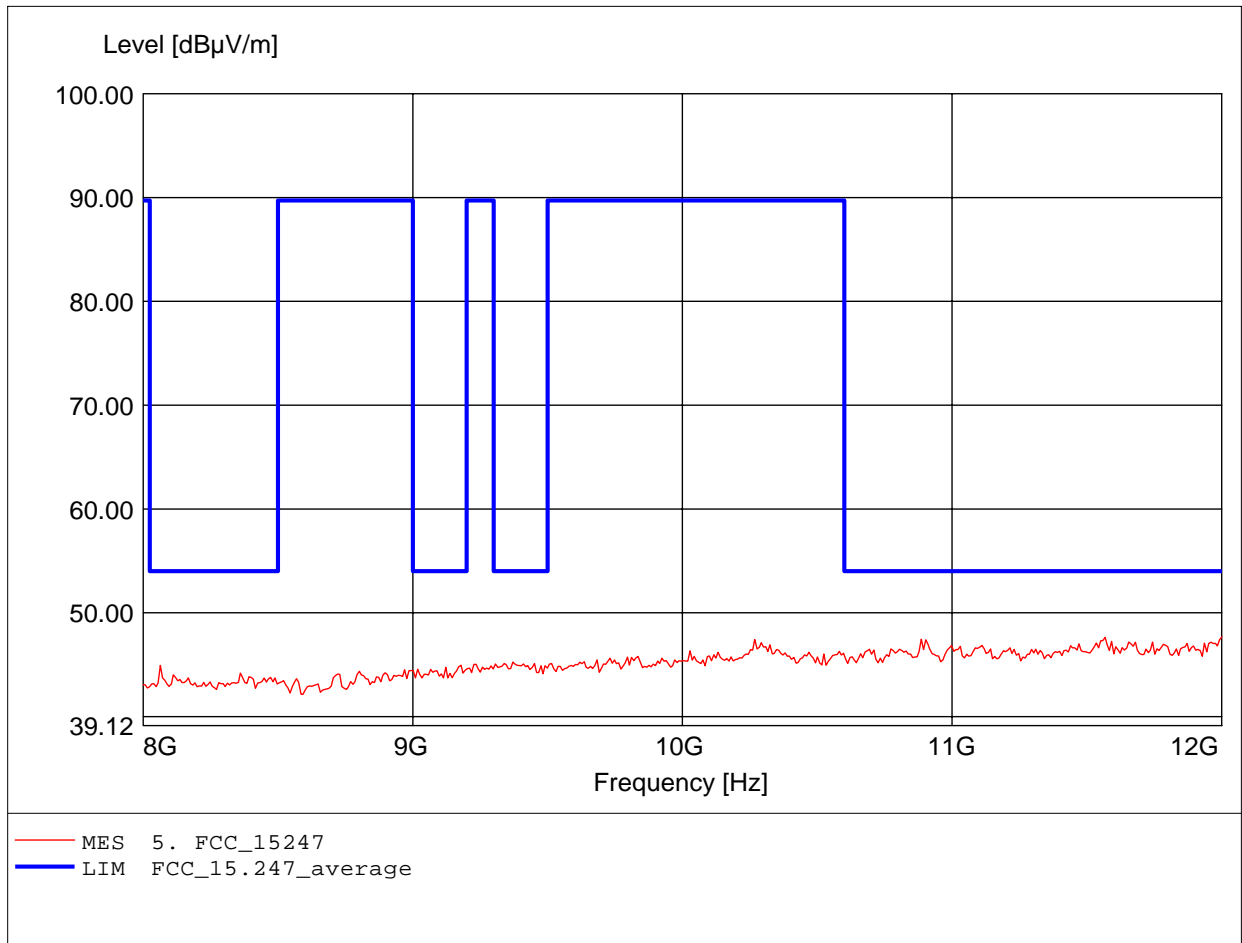
Order Number: W6M20703-7950 802.11n (20M) ch1
Test Site / Operator: ETS / Derek
Temperature: Temp.: 23.9°C
Test Specification: according to §15.247
Comment 1: Ant.: HL025, ampl.+HP.
Freq: 7.743GHz, Emax: 51.81dBµV/m, RBW: 1MHz



Spurious emissions Field Strength

FCC RULES PART 15, SUBPART C / LP 0002

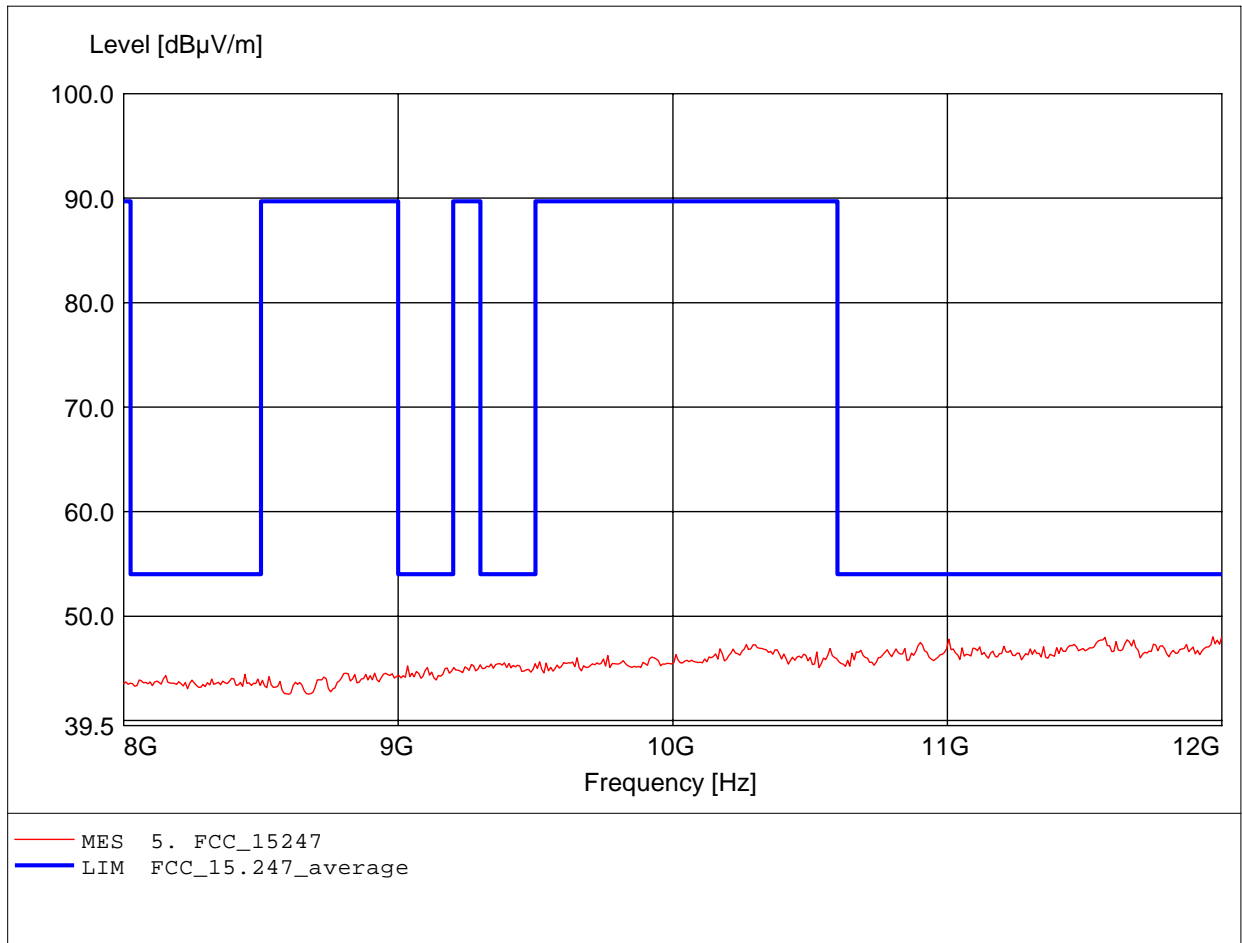
Order Number: W6M20703-7950 802.11n (20M) ch1
Test Site / Operator: ETS / Derek
Temperature: Temp.: 23.9°C
Test Specification: according to §15.247
Comment 1: Ant.: HL025, ampl.+HP.
Freq: 12.000GHz, Emax: 47.68dBµV/m, RBW: 1MHz



Spurious emissions Field Strength

FCC RULES PART 15, SUBPART C / LP 0002

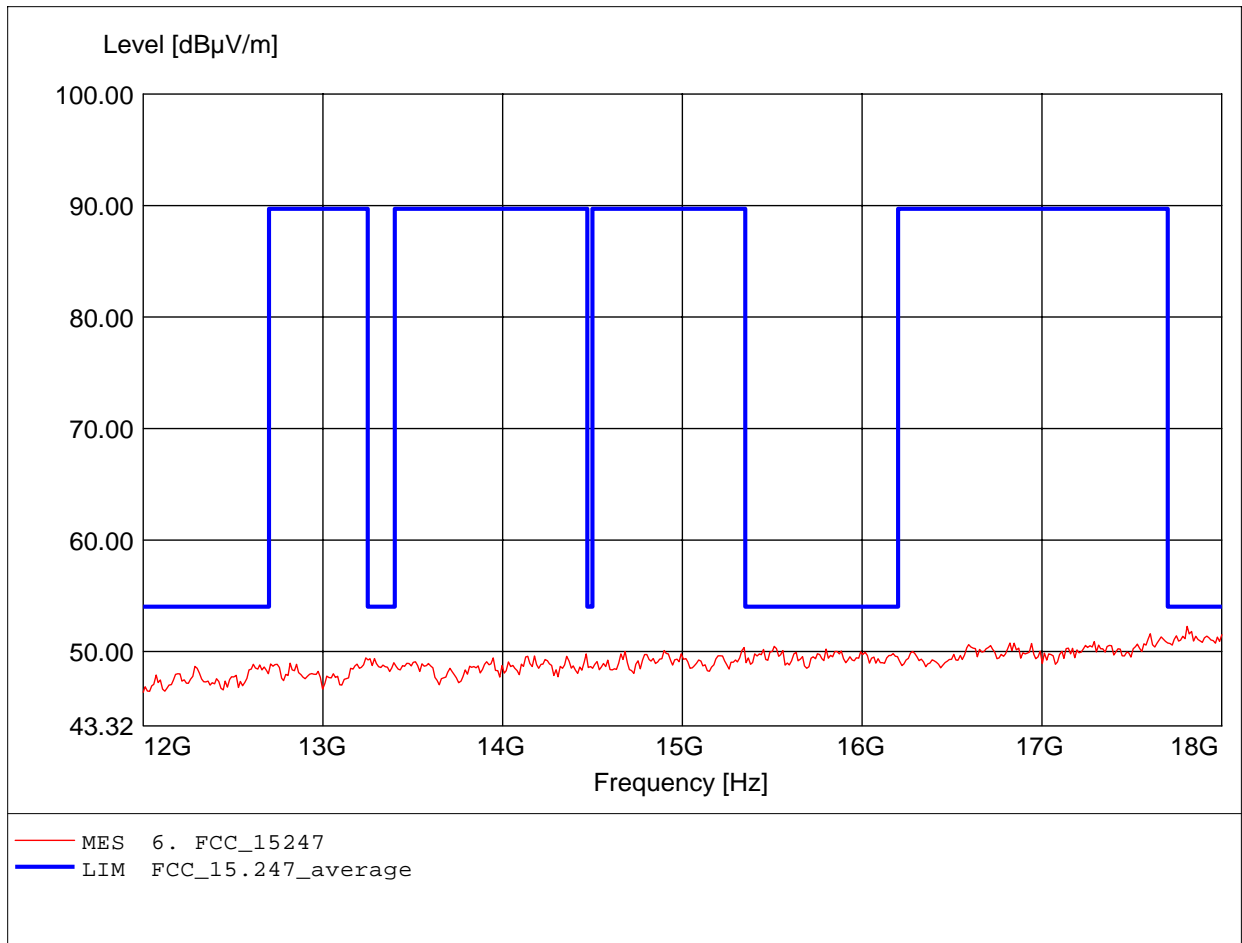
Order Number: W6M20703-7950 802.11n (20M) ch1
Test Site / Operator: ETS / Derek
Temperature: Temp.: 23.9°C
Test Specification: according to §15.247
Comment 1: Ant.: HL025, ampl.+HP.
Freq: 11.968GHz, Emax: 48.02dBμV/m, RBW: 1MHz



Spurious emissions Field Strength

FCC RULES PART 15, SUBPART C / LP 0002

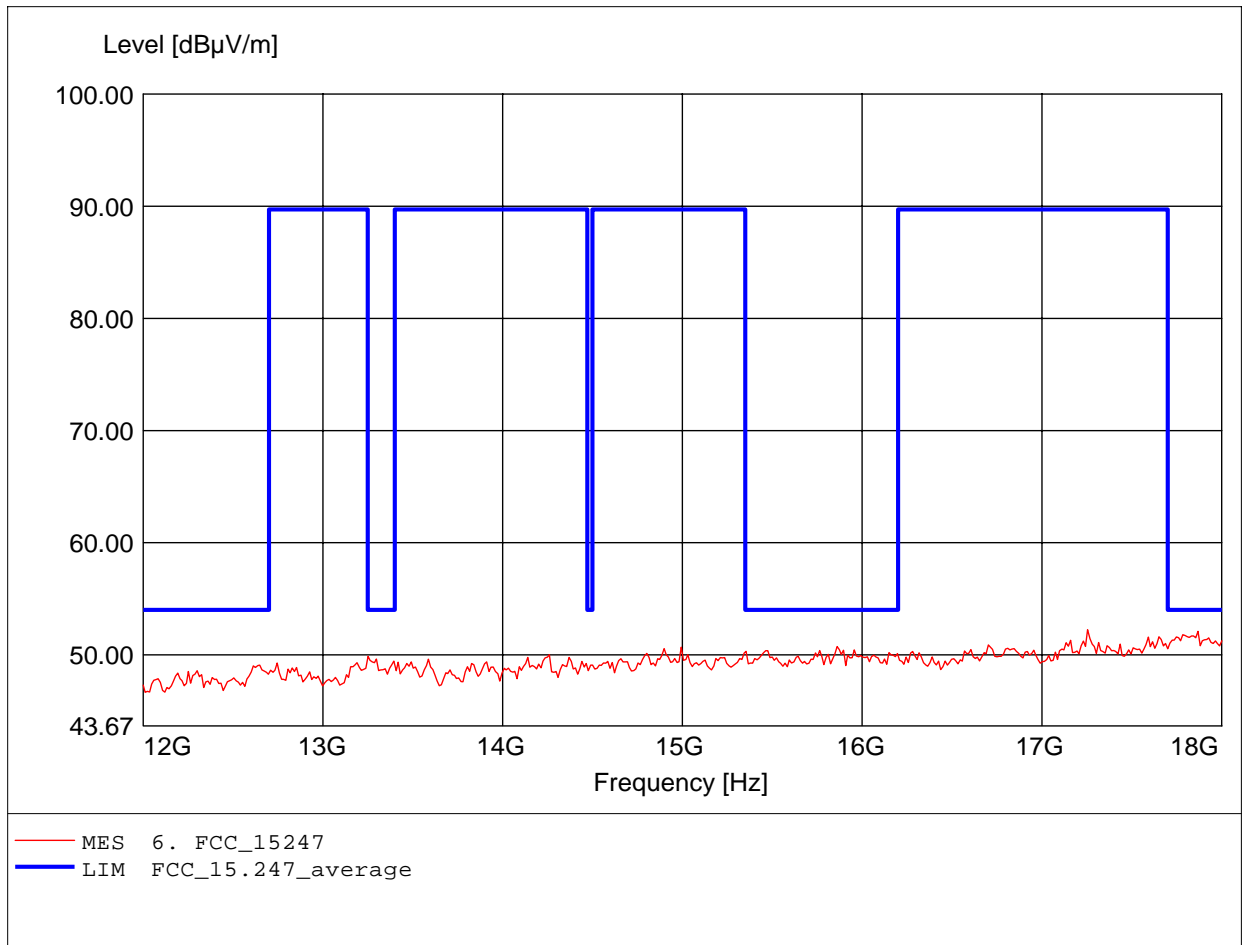
Order Number: W6M20703-7950 802.11n (20M) ch1
Test Site / Operator: ETS / Derek
Temperature: Temp.: 23.9°C
Test Specification: according to §15.247
Comment 1: Ant.: HL025, ampl.+HP.
Freq: 17.808GHz, Emax: 52.27dBµV/m, RBW: 1MHz



Spurious emissions Field Strength

FCC RULES PART 15, SUBPART C / LP 0002

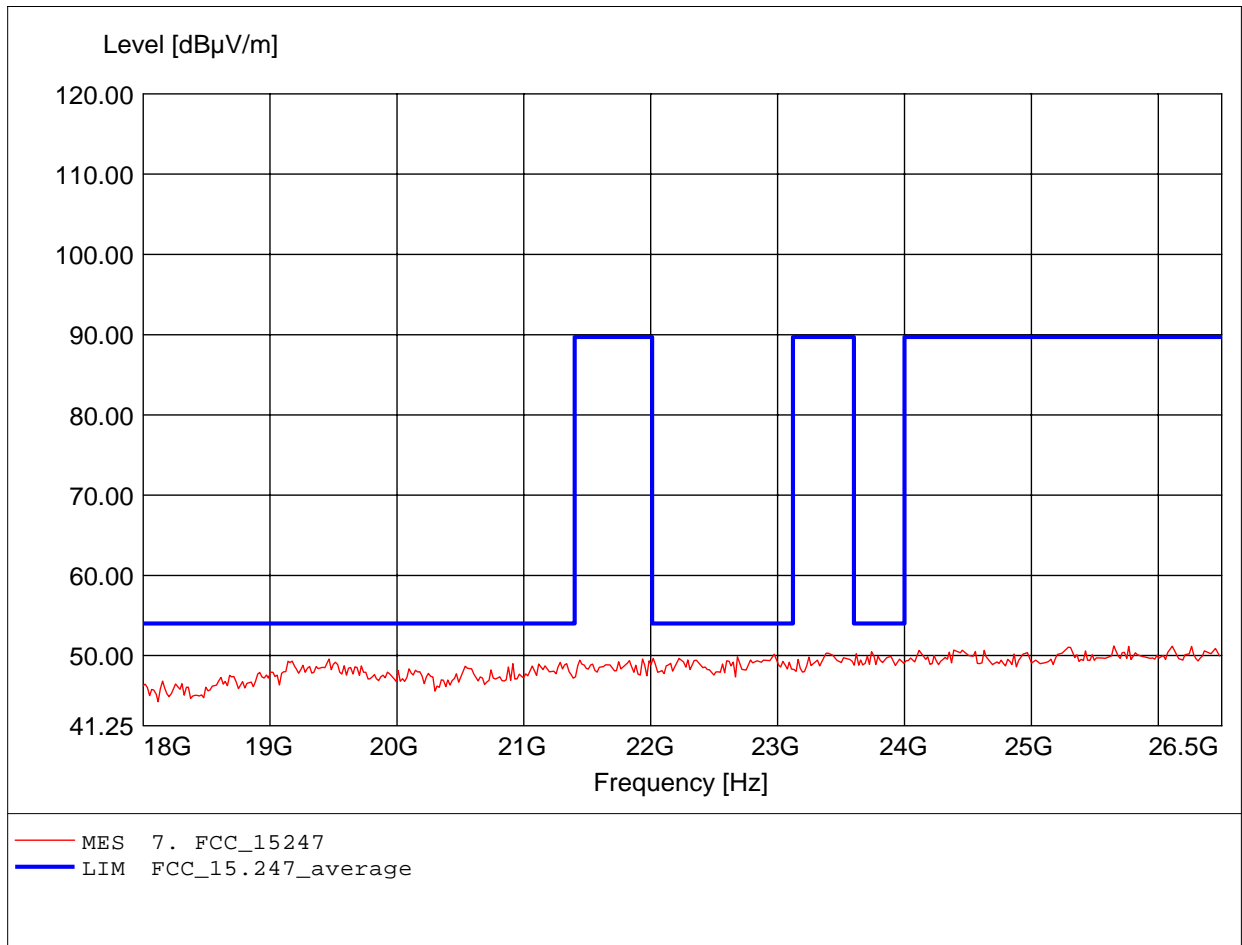
Order Number: W6M20703-7950 802.11n (20M) ch1
Test Site / Operator: ETS / Derek
Temperature: Temp.: 23.9°C
Test Specification: according to §15.247
Comment 1: Ant.: HL025, ampl.+HP.
Freq: 17.255GHz, Emax: 52.26dBμV/m, RBW: 1MHz



Spurious emissions Field Strength

FCC RULES PART 15, SUBPART C / LP 0002

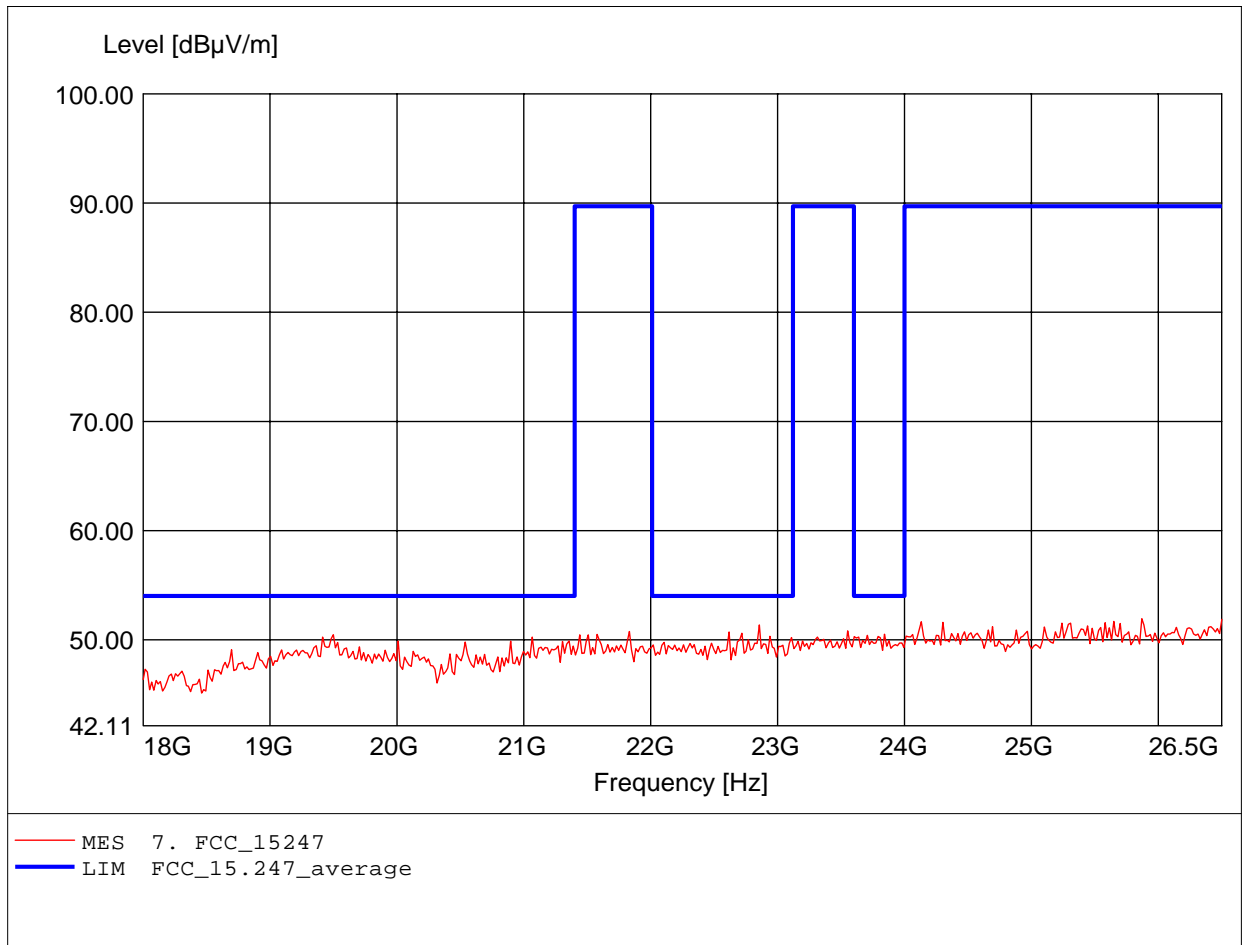
Order Number: W6M20703-7950 802.11n (20M) ch1
Test Site / Operator: ETS / Derek
Temperature: Temp.: 23.9°C
Test Specification: according to §15.247
Comment 1: Ant.: HL025, amplif.
Freq: 25.648GHz, Emax: 51.23dBμV/m, RBW: 1MHz



Spurious emissions Field Strength

FCC RULES PART 15, SUBPART C / LP 0002

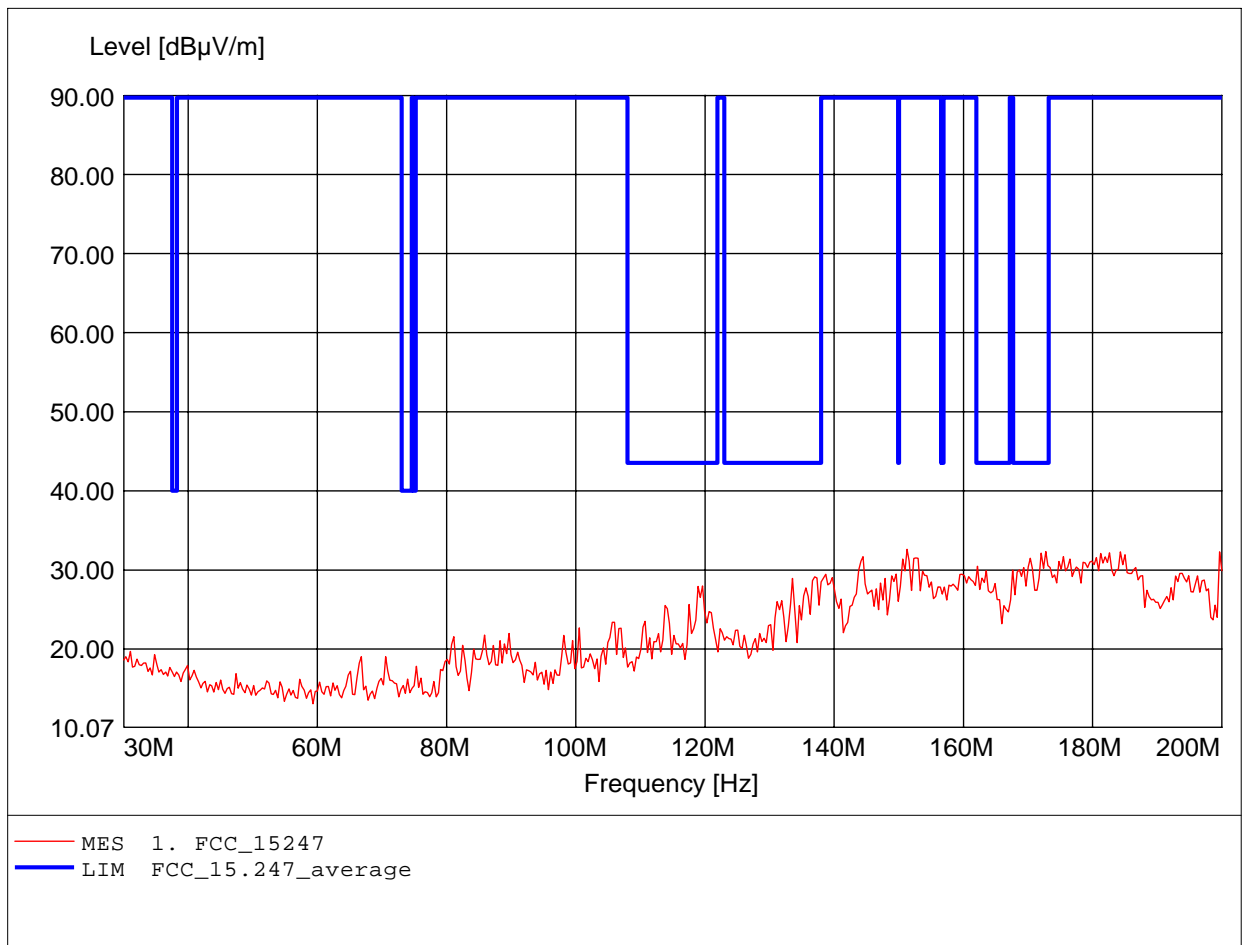
Order Number: W6M20703-7950 802.11n (20M) ch1
Test Site / Operator: ETS / Derek
Temperature: Temp.: 23.9°C
Test Specification: according to §15.247
Comment 1: Ant.: HL025, amplif.
Freq: 25.870GHz, Emax: 51.94dBµV/m, RBW: 1MHz



Spurious emissions Field Strength

FCC RULES PART 15, SUBPART C / LP 0002

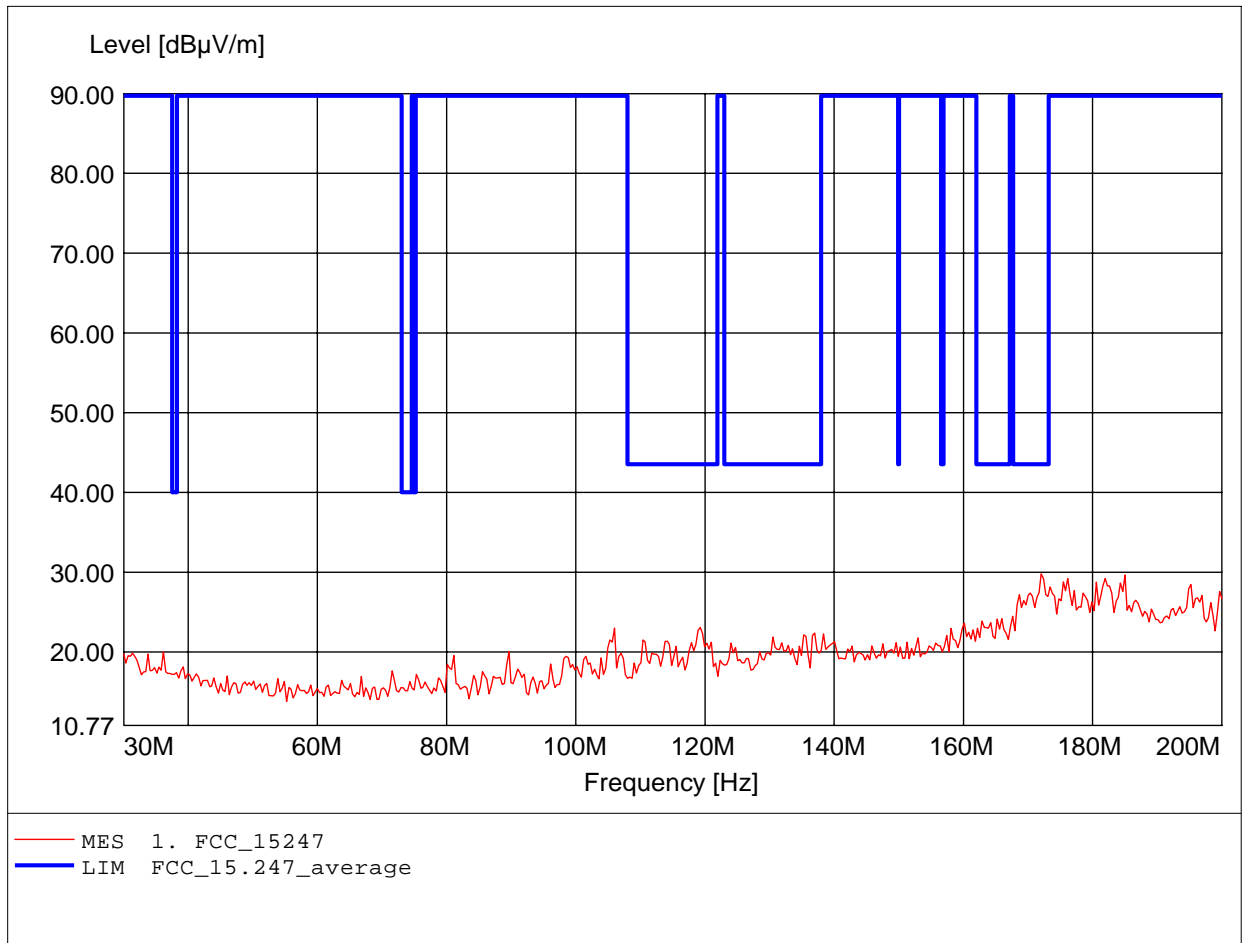
Order Number: W6M20703-7950 802.11n (20M) ch6
Test Site / Operator: ETS / Derek
Temperature: Temp.: 23.9°C
Test Specification: according to §15.247
Comment 1: Ant.: HK 116
Freq: 151.283MHz, Emax: 32.63dBµV/m, RBW: 100kHz



Spurious emissions Field Strength

FCC RULES PART 15, SUBPART C / LP 0002

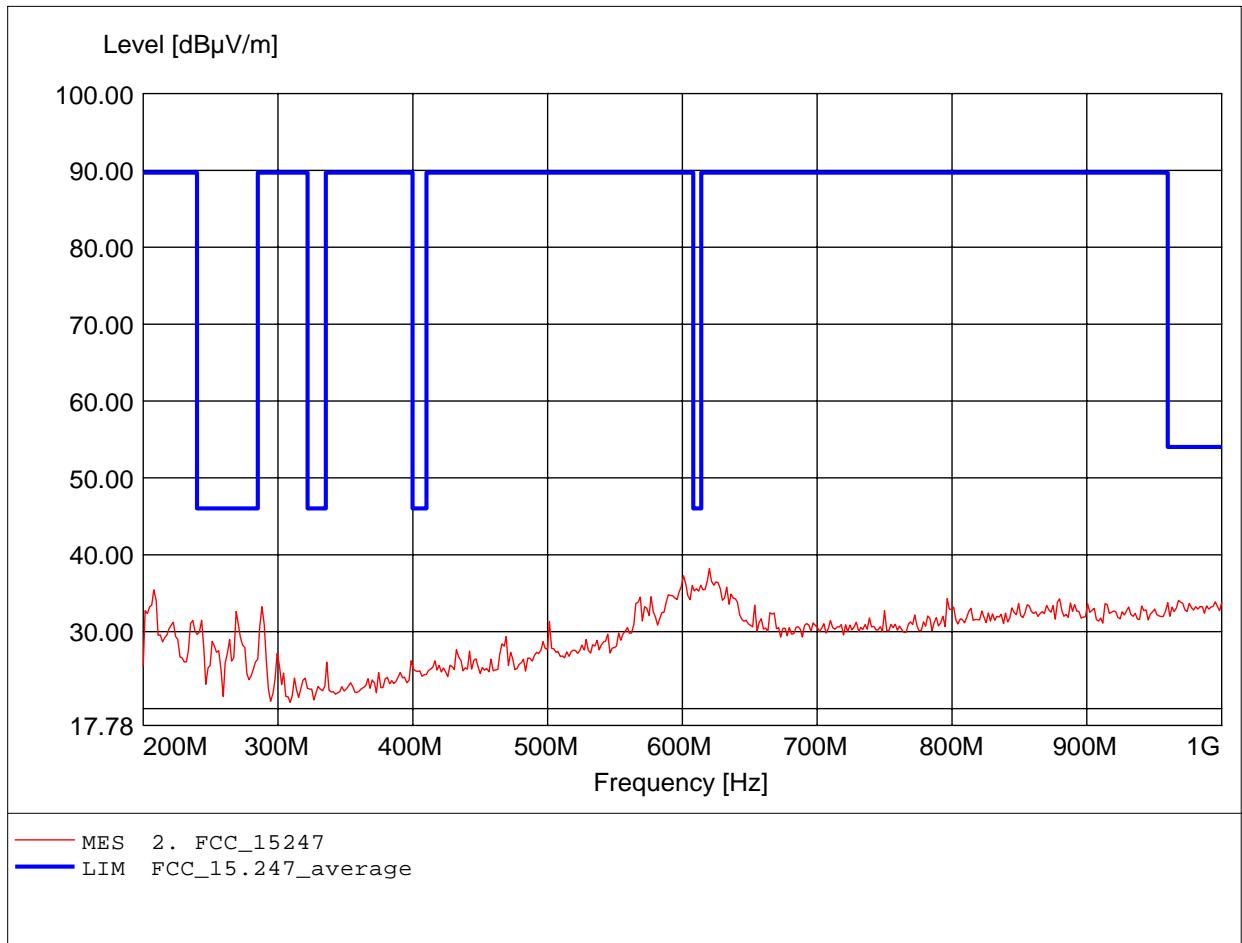
Order Number: W6M20703-7950 802.11n (20M) ch6
Test Site / Operator: ETS / Derek
Temperature: Temp.: 23.9°C
Test Specification: according to §15.247
Comment 1: Ant.: HK 116
Freq: 172.064MHz, Emax: 29.80dBµV/m, RBW: 100kHz



Spurious emissions Field Strength

FCC RULES PART 15, SUBPART C / LP 0002

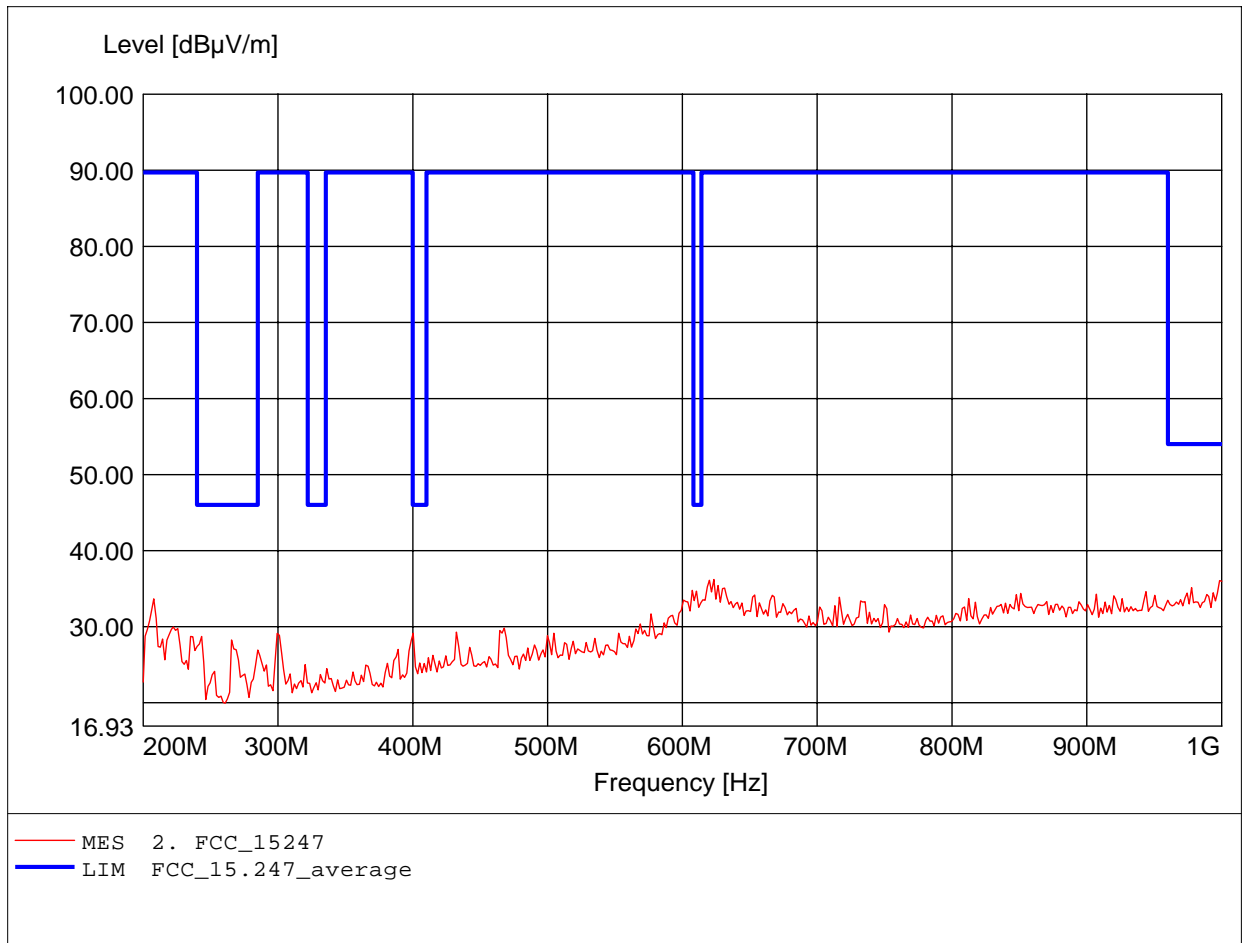
Order Number: W6M20703-7950 802.11n (20M) ch6
Test Site / Operator: ETS / Derek
Temperature: Temp.: 23.9°C
Test Specification: according to §15.247
Comment 1: Ant.: HL 223,
Freq: 620.040MHz, Emax: 38.20dBµV/m, RBW: 100kHz



Spurious emissions Field Strength

FCC RULES PART 15, SUBPART C / LP 0002

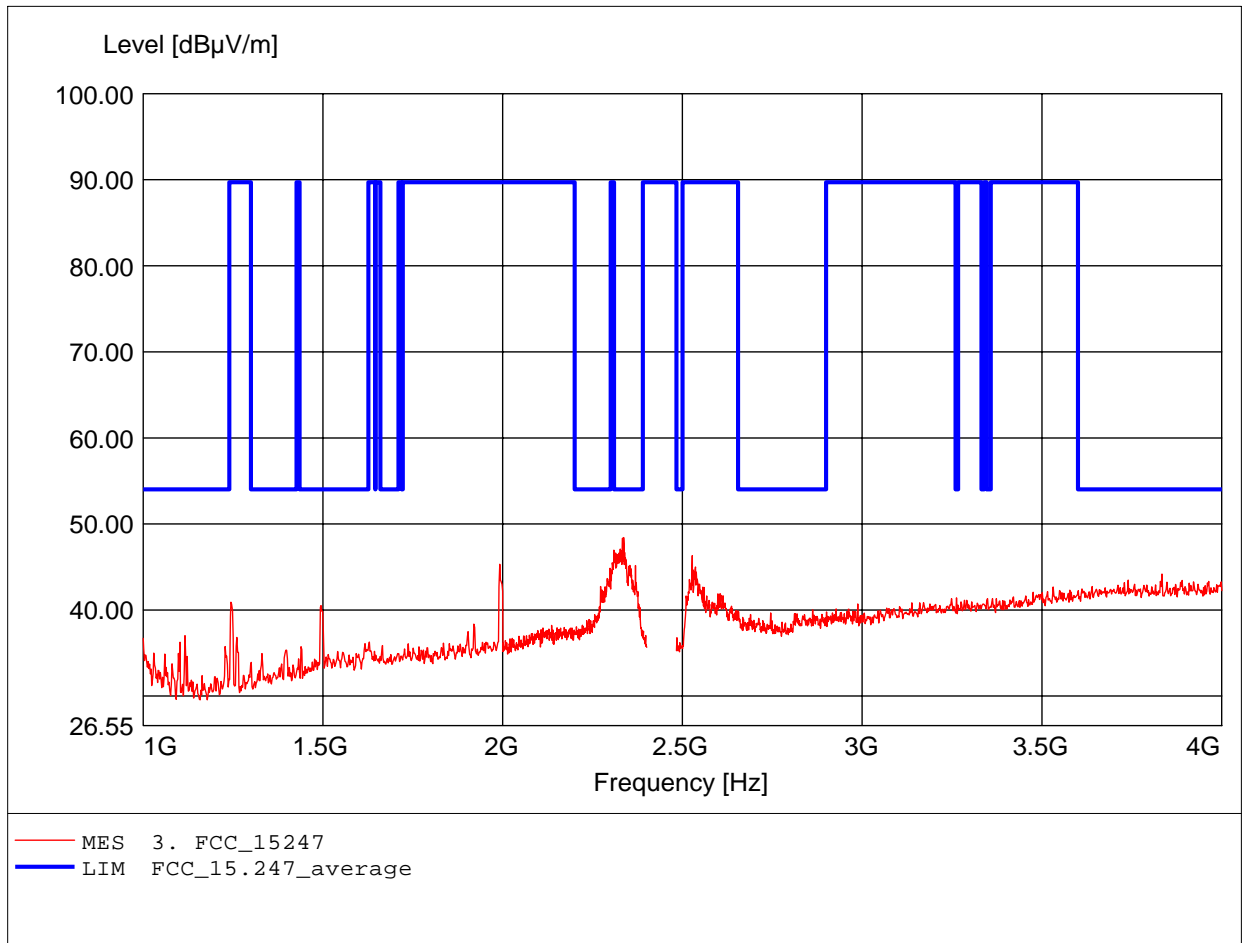
Order Number: W6M20703-7950 802.11n (20M) ch6
Test Site / Operator: ETS / Derek
Temperature: Temp.: 23.9°C
Test Specification: according to §15.247
Comment 1: Ant.: HL 223,
Freq: 623.246MHz, Emax: 36.20dBµV/m, RBW: 100kHz



Spurious emissions Field Strength

FCC RULES PART 15, SUBPART C / LP 0002

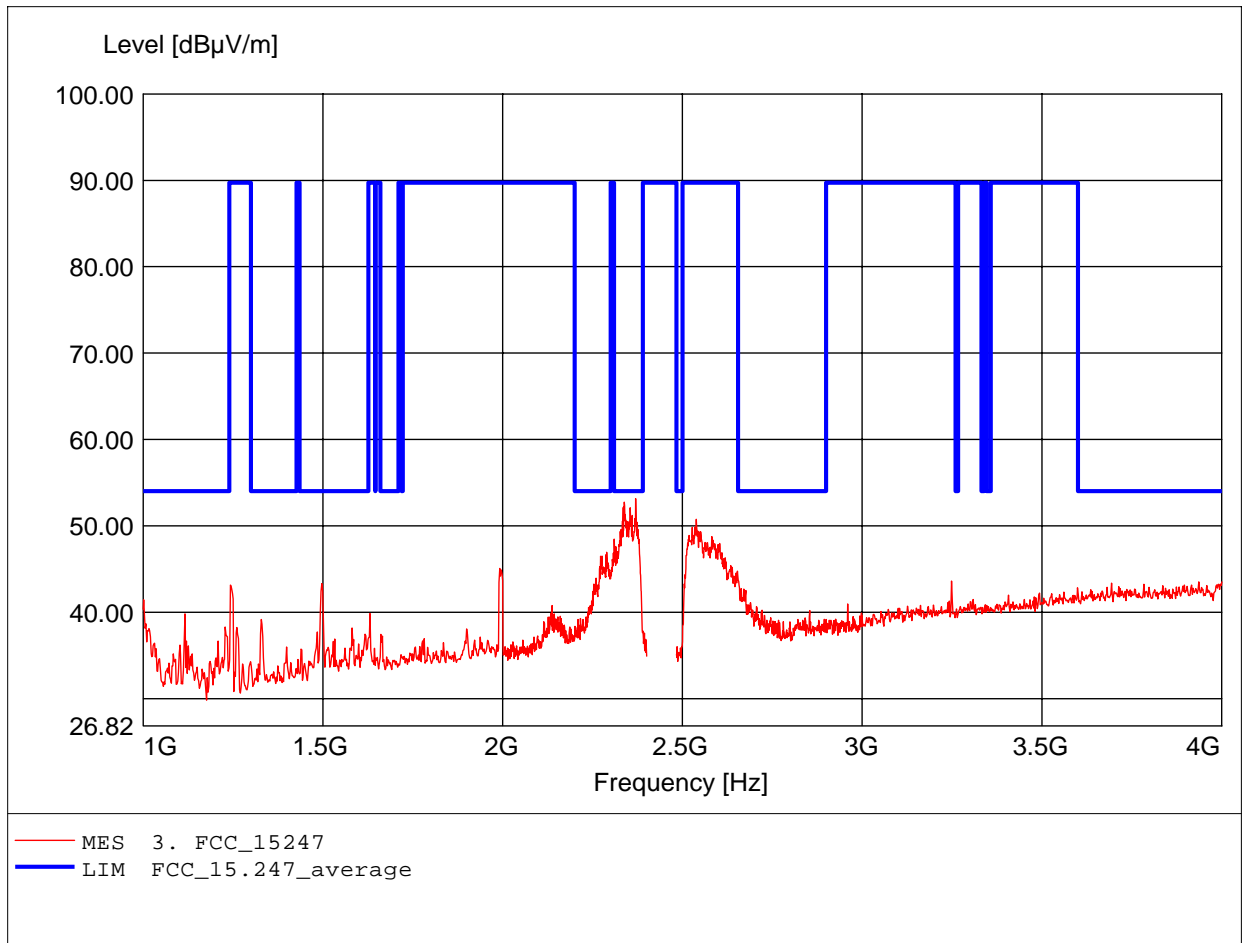
Order Number: W6M20703-7950 802.11n (20M) ch6
Test Site / Operator: ETS / Derek
Temperature: Temp.: 23.9°C
Test Specification: according to §15.247
Comment 1: Ant.: HL025, amplif.
Freq: 2.337GHz, Emax: 48.43dBµV/m, RBW: 1MHz



Spurious emissions Field Strength

FCC RULES PART 15, SUBPART C / LP 0002

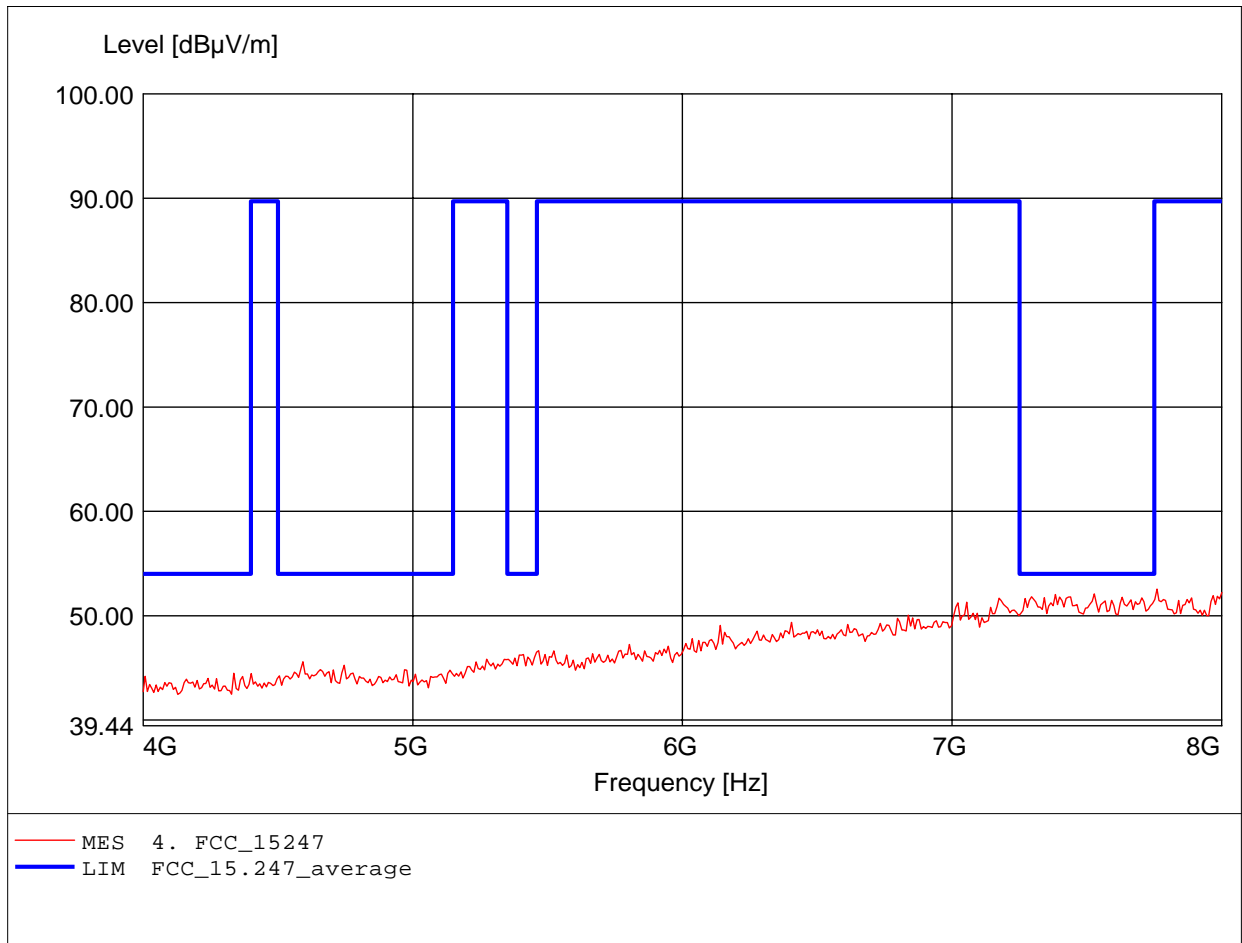
Order Number: W6M20703-7950 802.11n (20M) ch6
Test Site / Operator: ETS / Derek
Temperature: Temp.: 23.9°C
Test Specification: according to §15.247
Comment 1: Ant.: HL025, amplif.
Freq: 2.370GHz, Emax: 53.15dBµV/m, RBW: 1MHz



Spurious emissions Field Strength

FCC RULES PART 15, SUBPART C / LP 0002

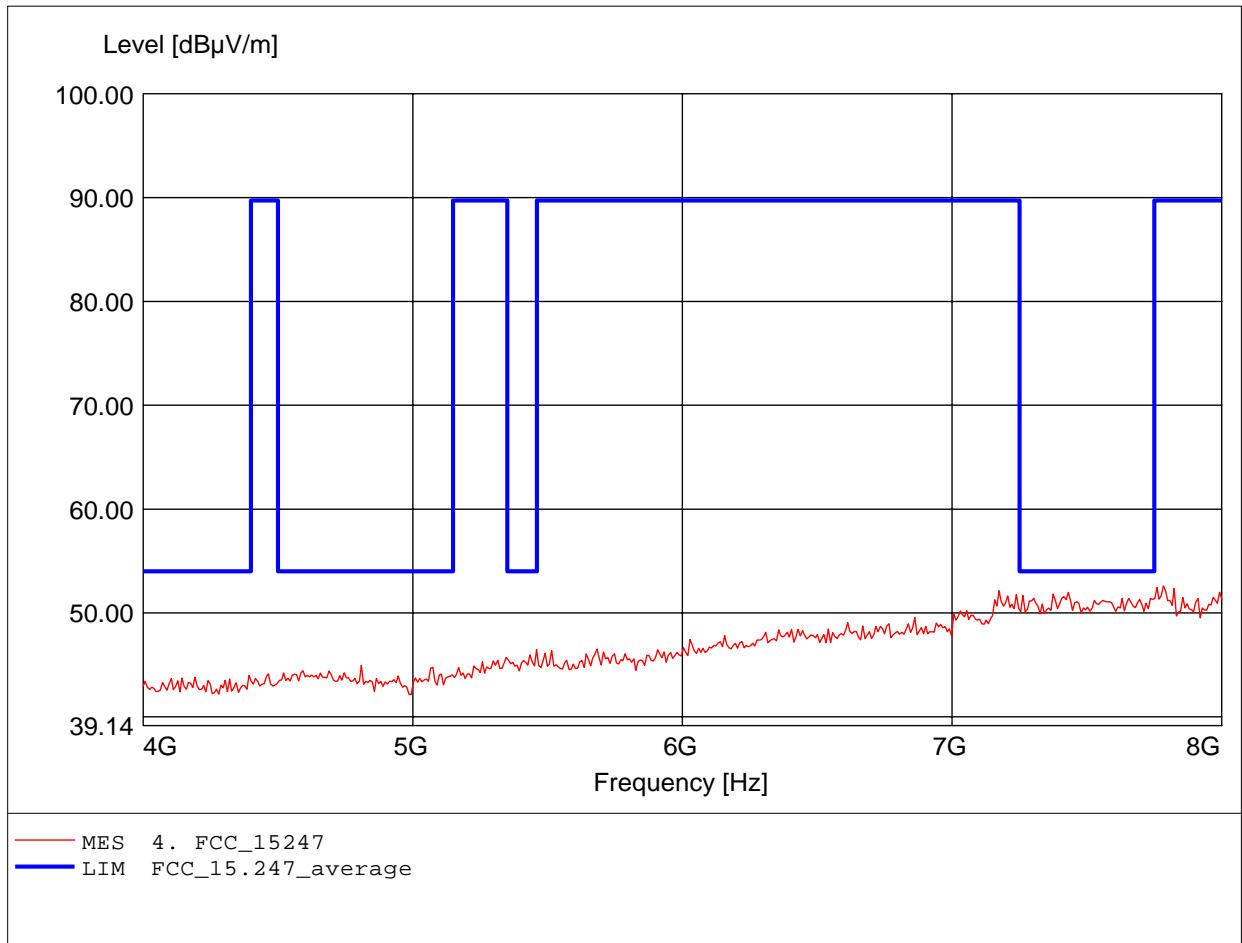
Order Number: W6M20703-7950 802.11n (20M) ch6
Test Site / Operator: ETS / Derek
Temperature: Temp.: 23.9°C
Test Specification: according to §15.247
Comment 1: Ant.: HL025, ampl.+HP.
Freq: 7.760GHz, Emax: 52.55dBµV/m, RBW: 1MHz



Spurious emissions Field Strength

FCC RULES PART 15, SUBPART C / LP 0002

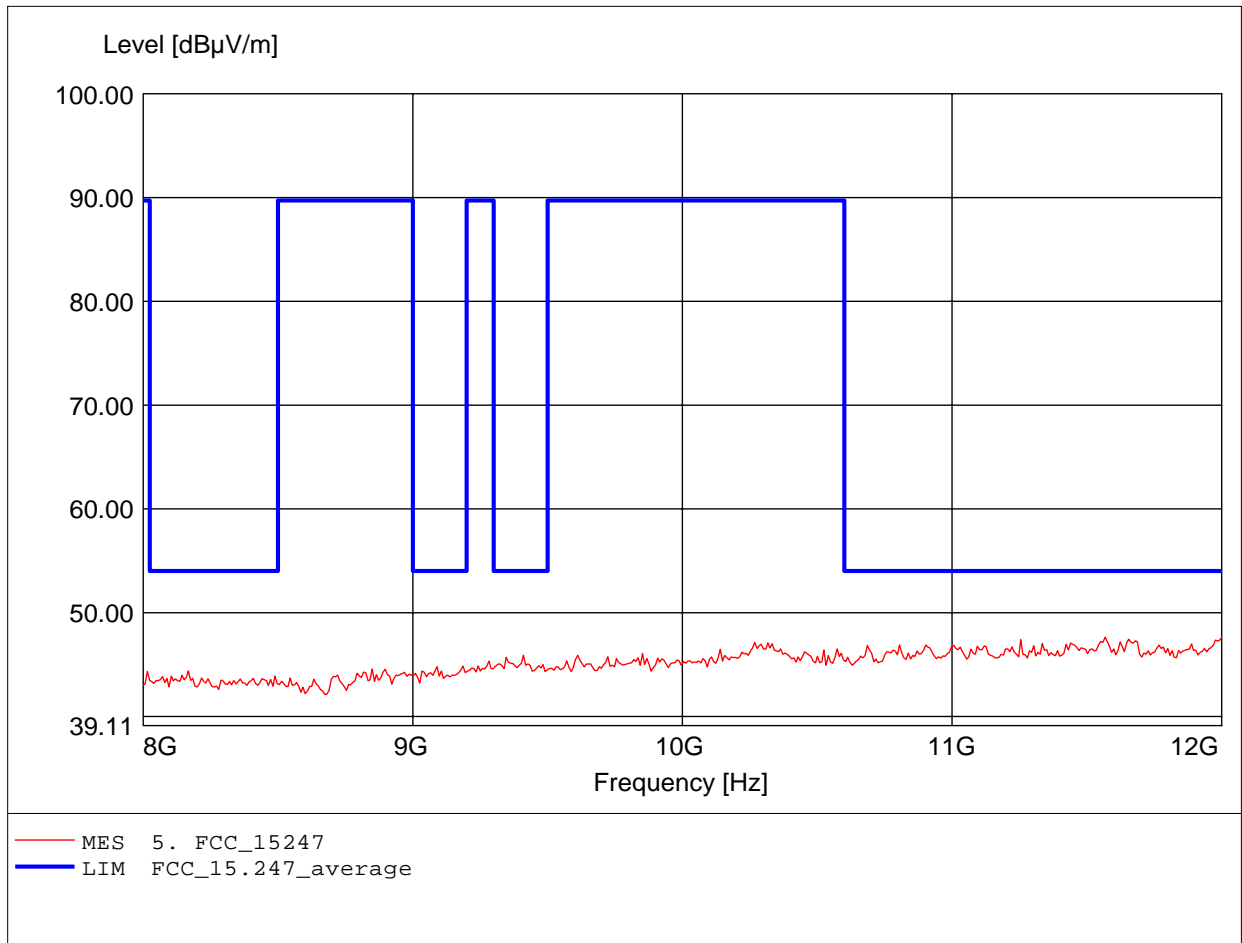
Order Number: W6M20703-7950 802.11n (20M) ch6
Test Site / Operator: ETS / Derek
Temperature: Temp.: 23.9°C
Test Specification: according to §15.247
Comment 1: Ant.: HL025, ampl.+HP.
Freq: 7.784GHz, Emax: 52.61dBμV/m, RBW: 1MHz



Spurious emissions Field Strength

FCC RULES PART 15, SUBPART C / LP 0002

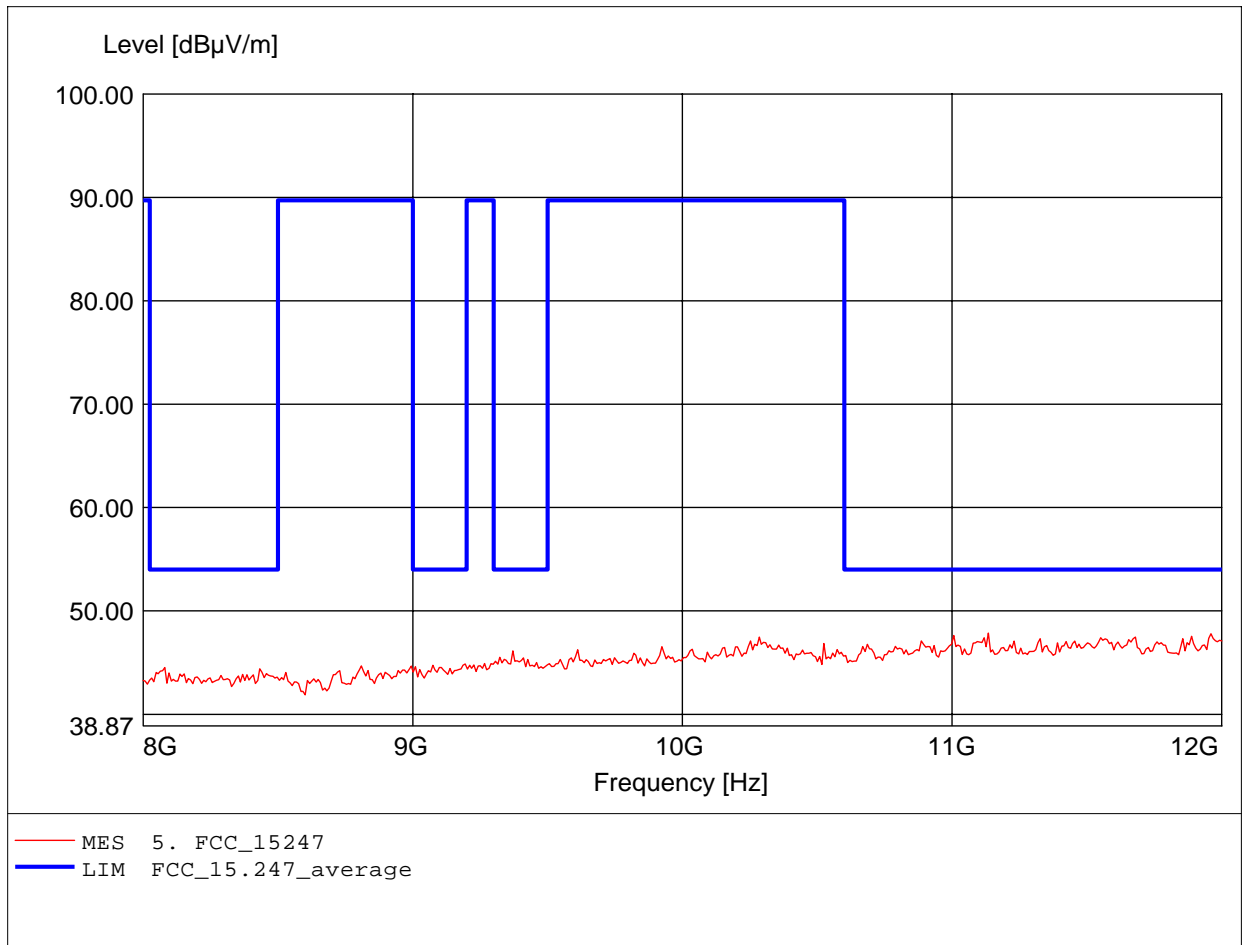
Order Number: W6M20703-7950 802.11n (20M) ch6
Test Site / Operator: ETS / Derek
Temperature: Temp.: 23.9°C
Test Specification: according to §15.247
Comment 1: Ant.: HL025, ampl.+HP.
Freq: 12.000GHz, Emax: 47.65dBμV/m, RBW: 1MHz



Spurious emissions Field Strength

FCC RULES PART 15, SUBPART C / LP 0002

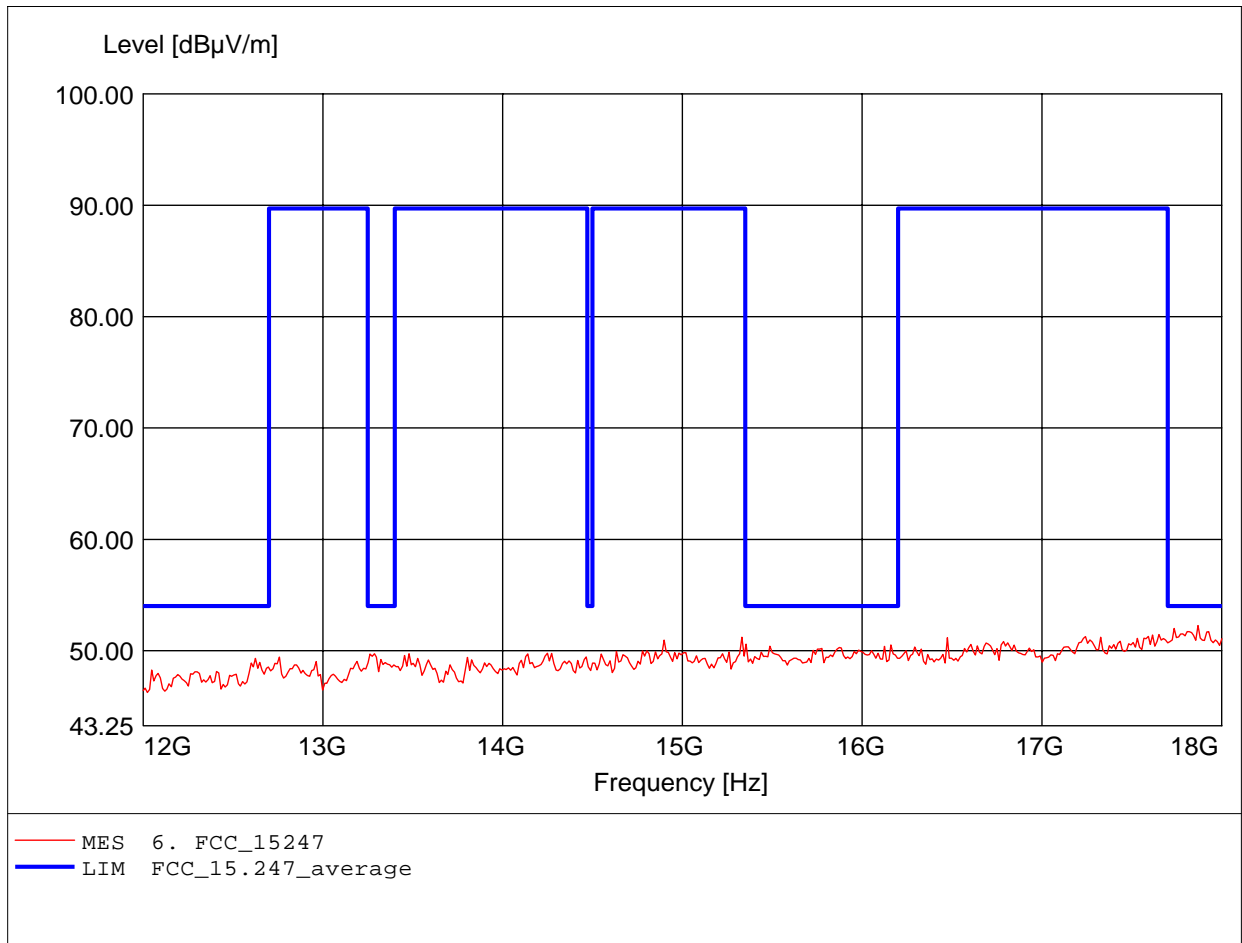
Order Number: W6M20703-7950 802.11n (20M) ch6
Test Site / Operator: ETS / Derek
Temperature: Temp.: 23.9°C
Test Specification: according to §15.247
Comment 1: Ant.: HL025, ampl.+HP.
Freq: 11.134GHz, Emax: 47.85dBµV/m, RBW: 1MHz



Spurious emissions Field Strength

FCC RULES PART 15, SUBPART C / LP 0002

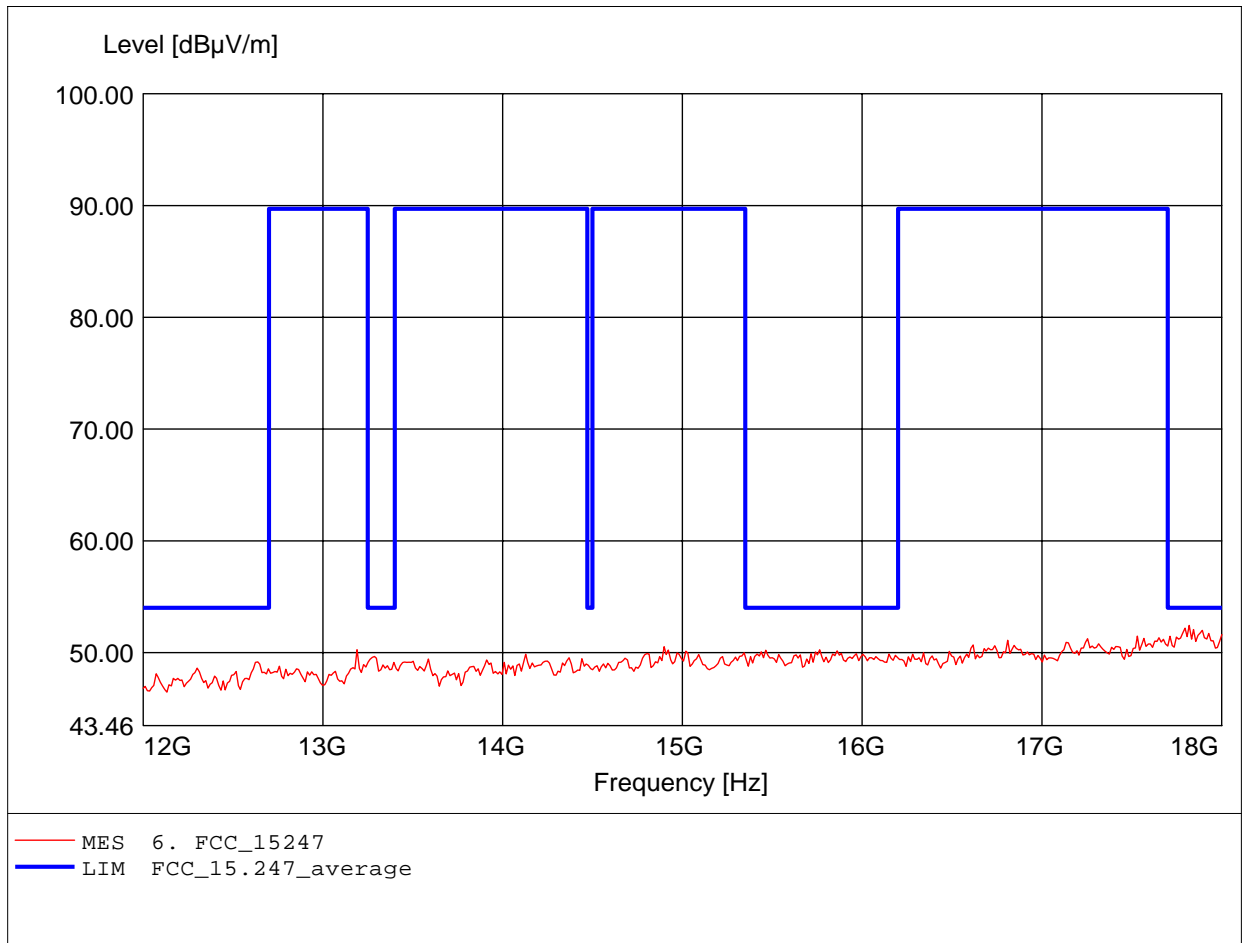
Order Number: W6M20703-7950 802.11n (20M) ch6
Test Site / Operator: ETS / Derek
Temperature: Temp.: 23.9°C
Test Specification: according to §15.247
Comment 1: Ant.: HL025, ampl.+HP.
Freq: 17.868GHz, Emax: 52.26dBμV/m, RBW: 1MHz



Spurious emissions Field Strength

FCC RULES PART 15, SUBPART C / LP 0002

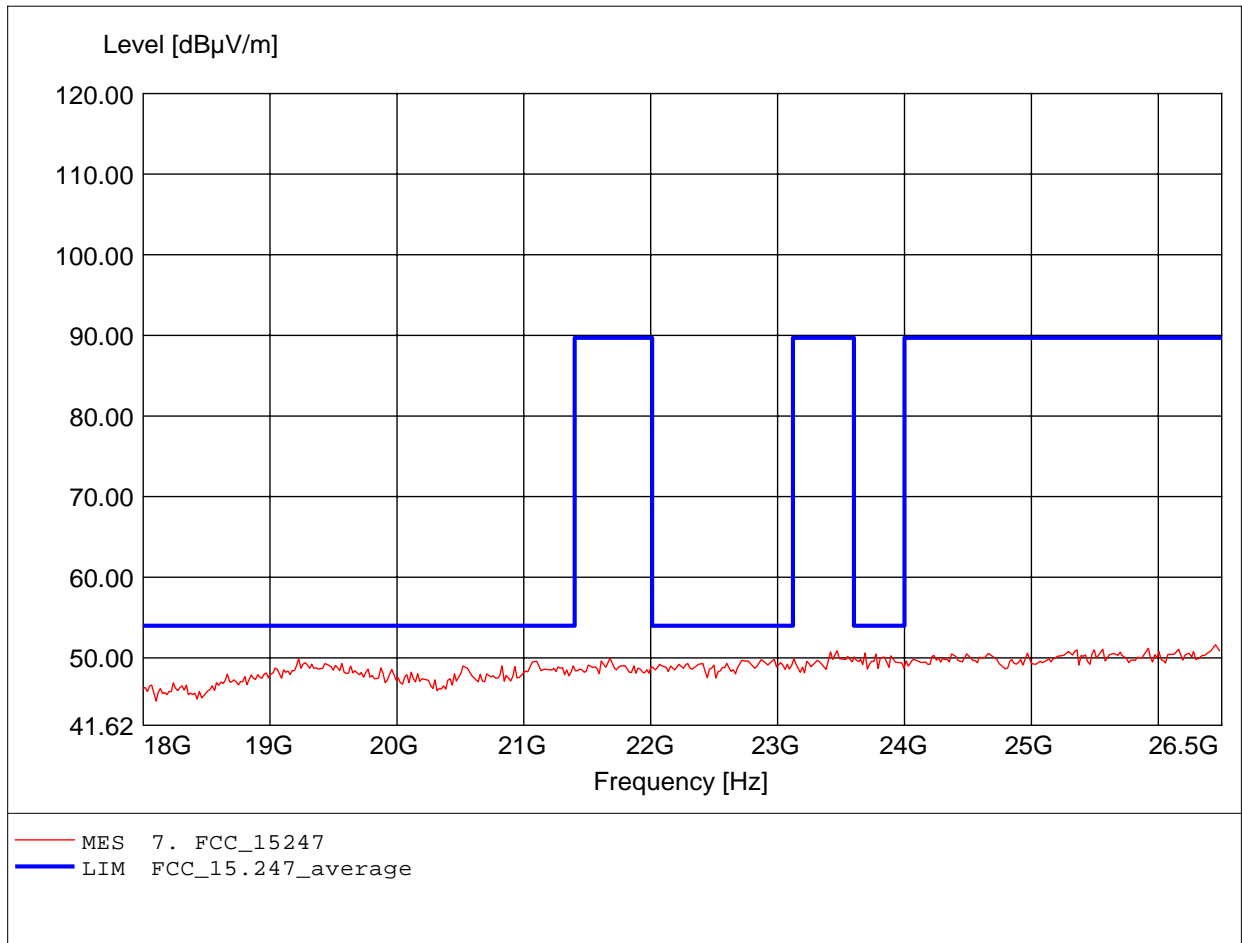
Order Number: W6M20703-7950 802.11n (20M) ch6
Test Site / Operator: ETS / Derek
Temperature: Temp.: 23.9°C
Test Specification: according to §15.247
Comment 1: Ant.: HL025, ampl.+HP.
Freq: 17.820GHz, Emax: 52.44dBμV/m, RBW: 1MHz



Spurious emissions Field Strength

FCC RULES PART 15, SUBPART C / LP 0002

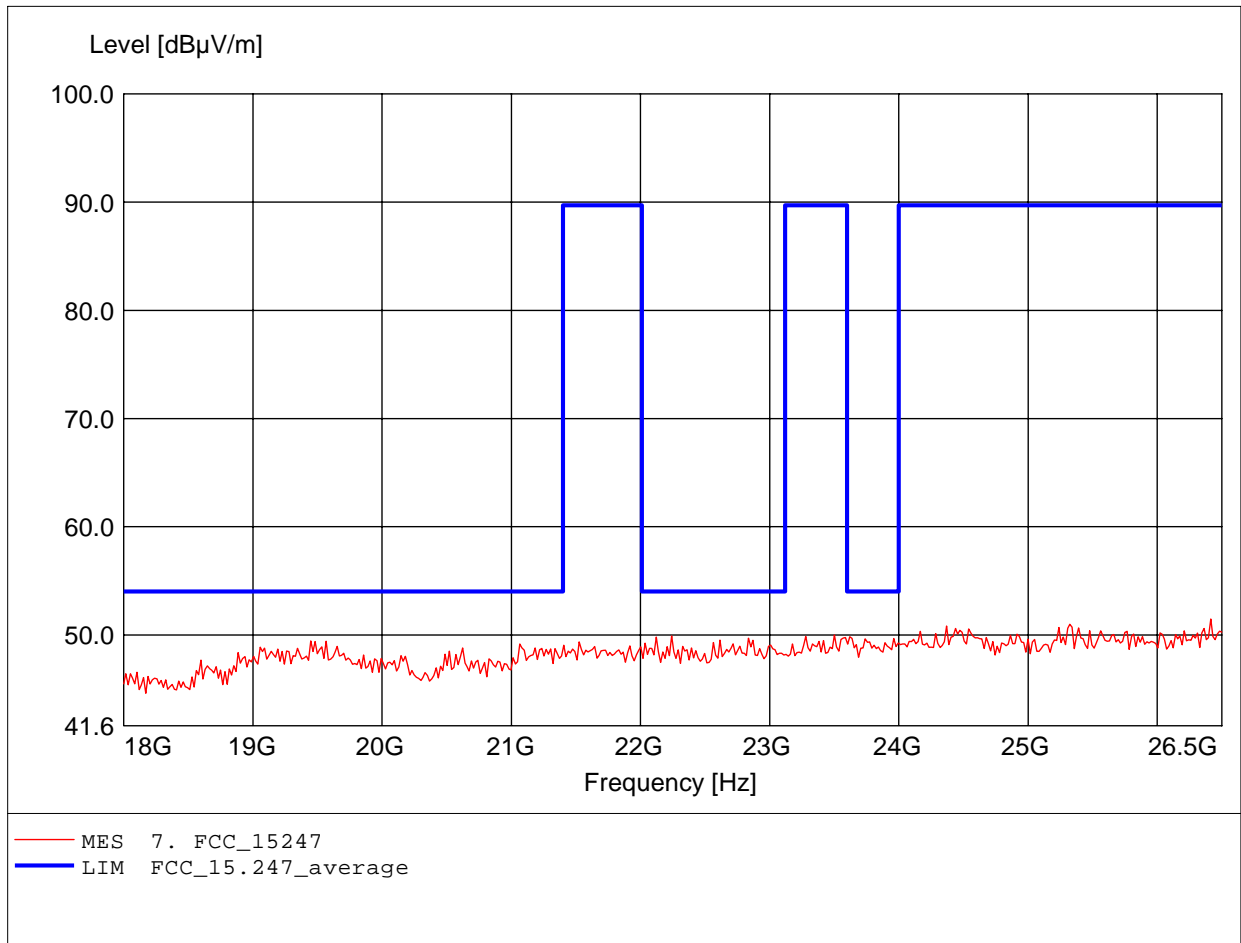
Order Number: W6M20703-7950 802.11n (20M) ch6
Test Site / Operator: ETS / Derek
Temperature: Temp.: 23.9°C
Test Specification: according to §15.247
Comment 1: Ant.: HL025, amplif.
Freq: 26.449GHz, Emax: 51.61dBμV/m, RBW: 1MHz



Spurious emissions Field Strength

FCC RULES PART 15, SUBPART C / LP 0002

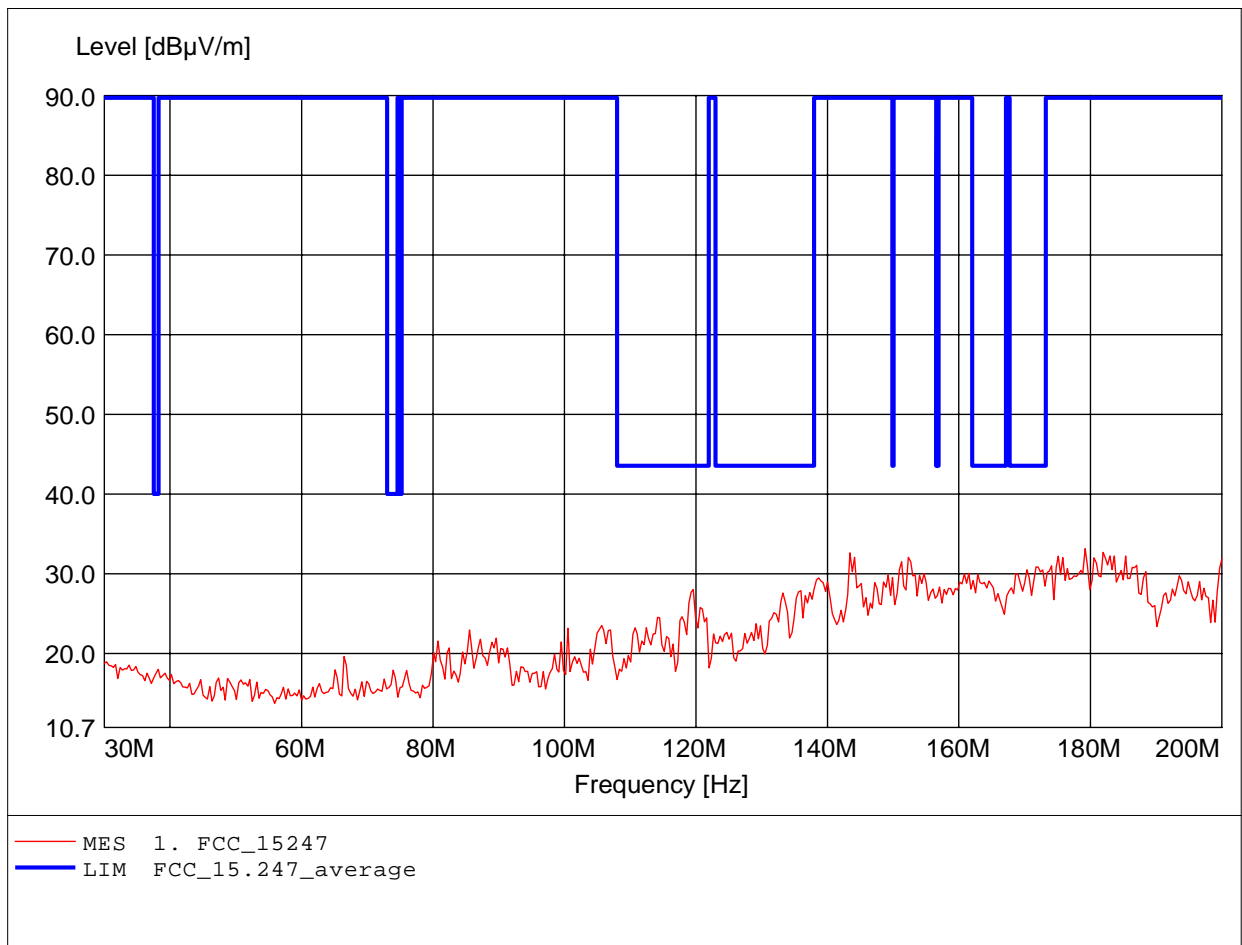
Order Number: W6M20703-7950 802.11n (20M) ch6
Test Site / Operator: ETS / Derek
Temperature: Temp.: 23.9°C
Test Specification: according to §15.247
Comment 1: Ant.: HL025, amplif.
Freq: 26.415GHz, Emax: 51.48dBμV/m, RBW: 1MHz



Spurious emissions Field Strength

FCC RULES PART 15, SUBPART C / LP 0002

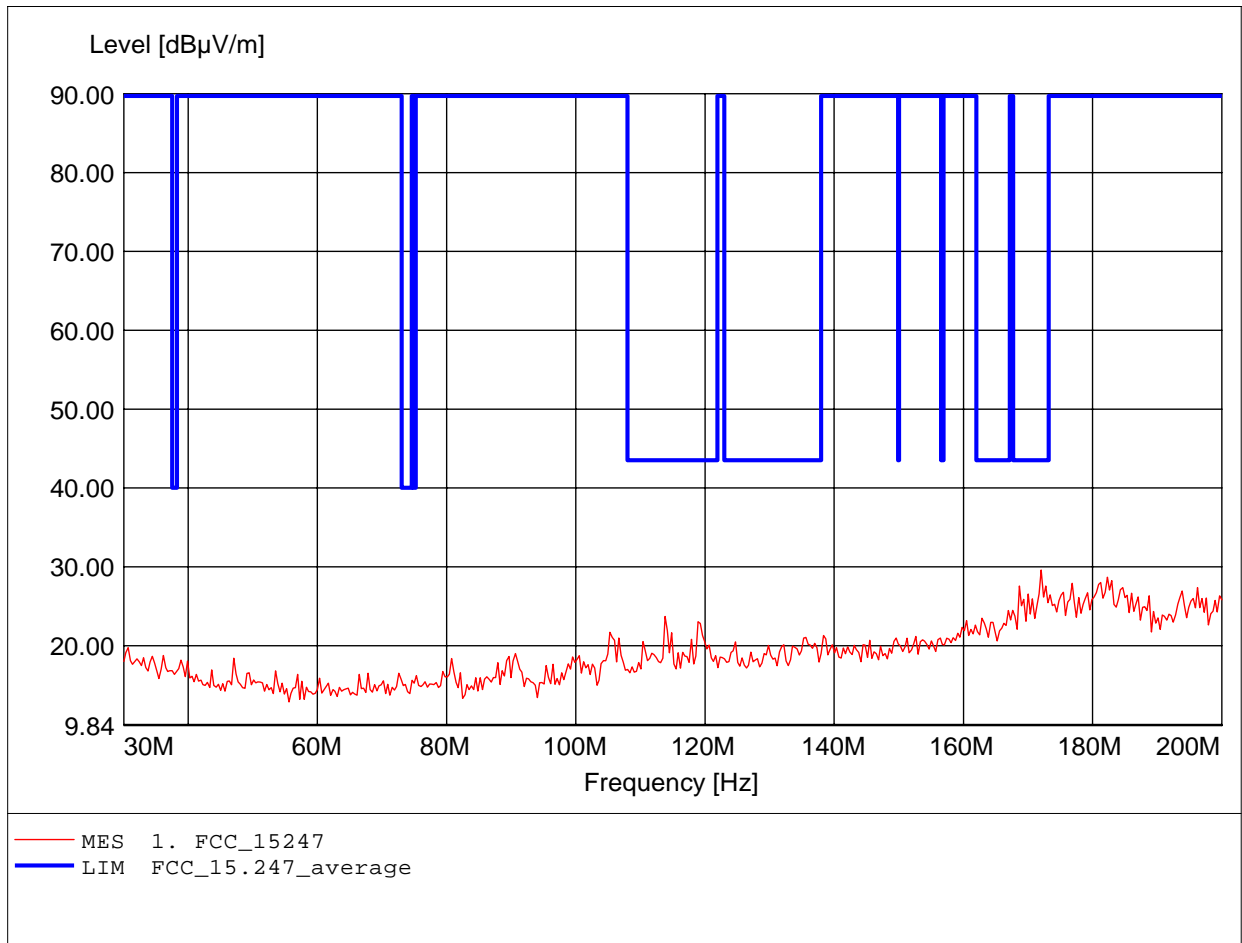
Order Number: W6M20703-7950 802.11n (20M) ch11
Test Site / Operator: ETS / Derek
Temperature: Temp.: 23.9°C
Test Specification: according to §15.247
Comment 1: Ant.: HK 116
Freq: 179.218MHz, Emax: 33.15dBµV/m, RBW: 100kHz



Spurious emissions Field Strength

FCC RULES PART 15, SUBPART C / LP 0002

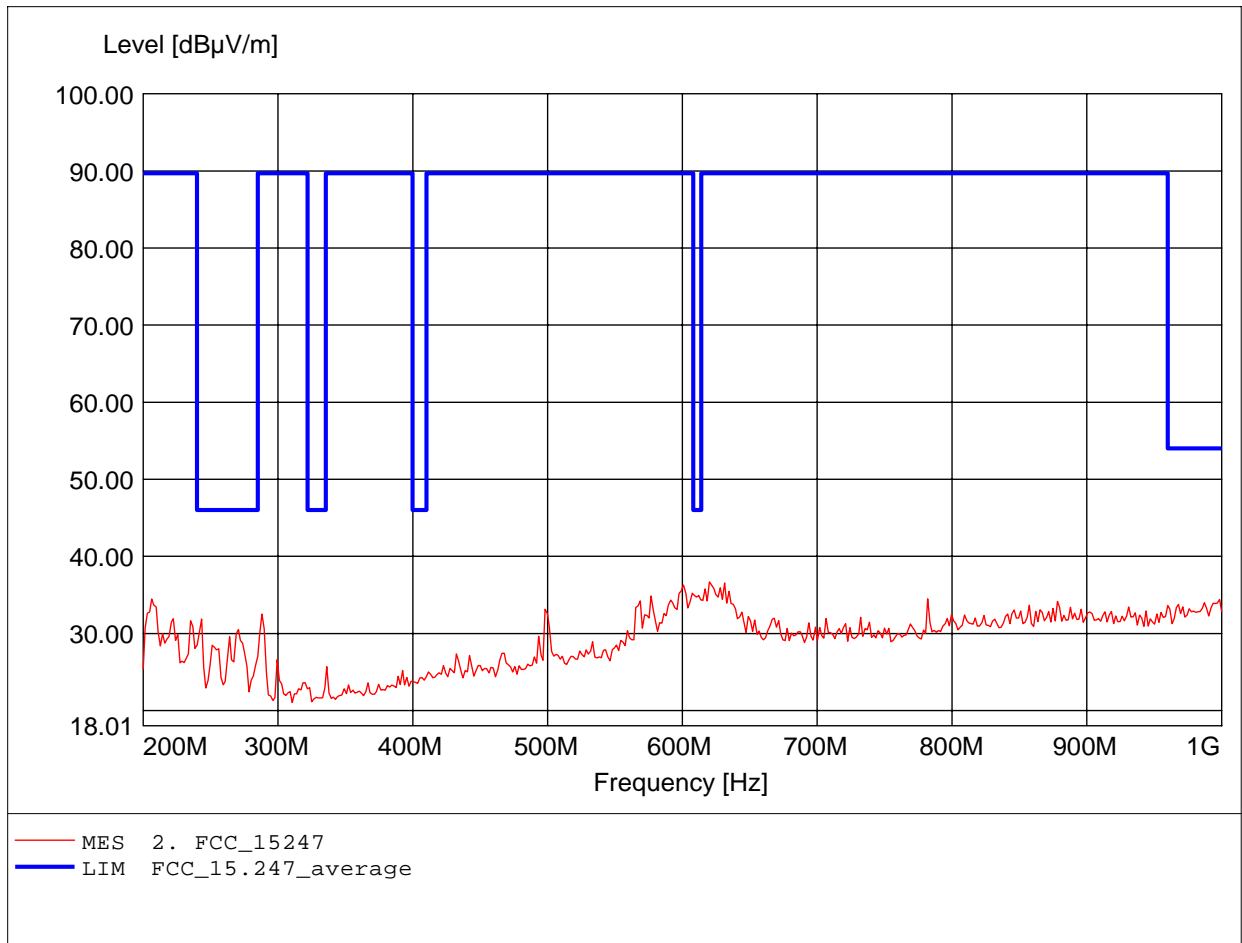
Order Number: W6M20703-7950 802.11n (20M) ch11
Test Site / Operator: ETS / Derek
Temperature: Temp.: 23.9°C
Test Specification: according to §15.247
Comment 1: Ant.: HK 116
Freq: 172.064MHz, Emax: 29.58dBµV/m, RBW: 100kHz



Spurious emissions Field Strength

FCC RULES PART 15, SUBPART C / LP 0002

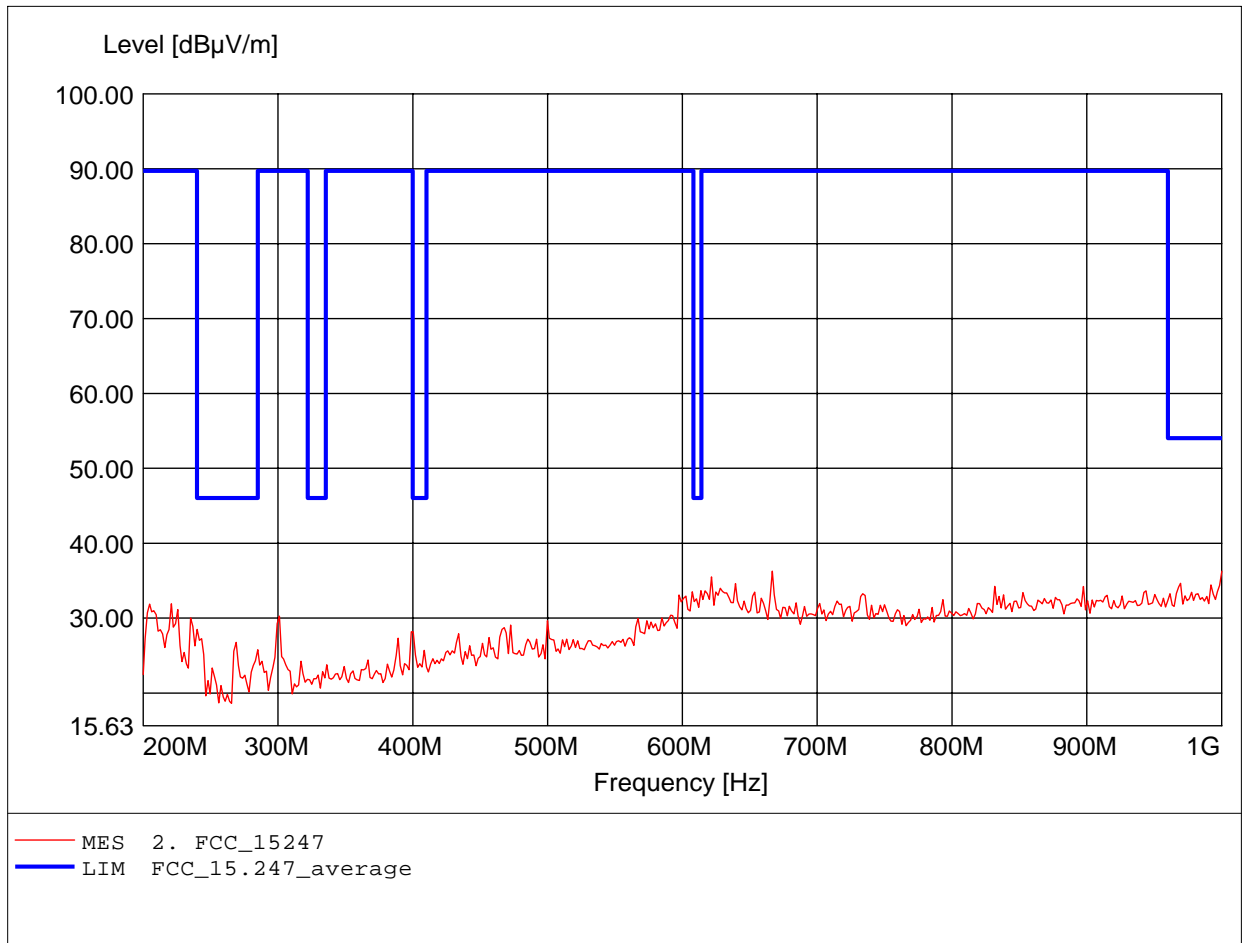
Order Number: W6M20703-7950 802.11n (20M) ch11
Test Site / Operator: ETS / Derek
Temperature: Temp.: 23.9°C
Test Specification: according to §15.247
Comment 1: Ant.: HL 223,
Freq: 620.040MHz, Emax: 36.69dBµV/m, RBW: 100kHz



Spurious emissions Field Strength

FCC RULES PART 15, SUBPART C / LP 0002

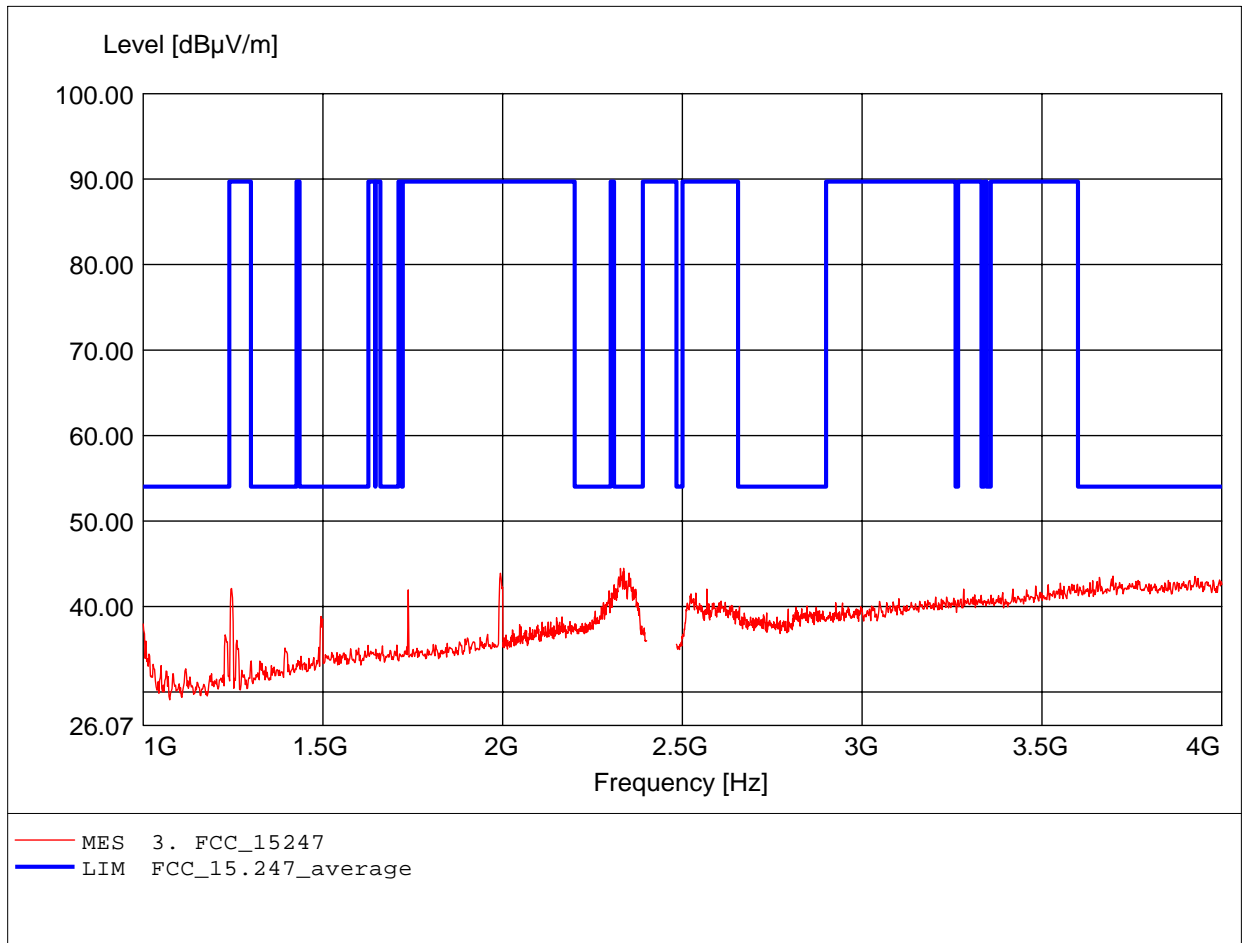
Order Number: W6M20703-7950 802.11n (20M) ch11
Test Site / Operator: ETS / Derek
Temperature: Temp.: 23.9°C
Test Specification: according to §15.247
Comment 1: Ant.: HL 223,
Freq: 1.000GHz, Emax: 36.28dBµV/m, RBW: 100kHz



Spurious emissions Field Strength

FCC RULES PART 15, SUBPART C / LP 0002

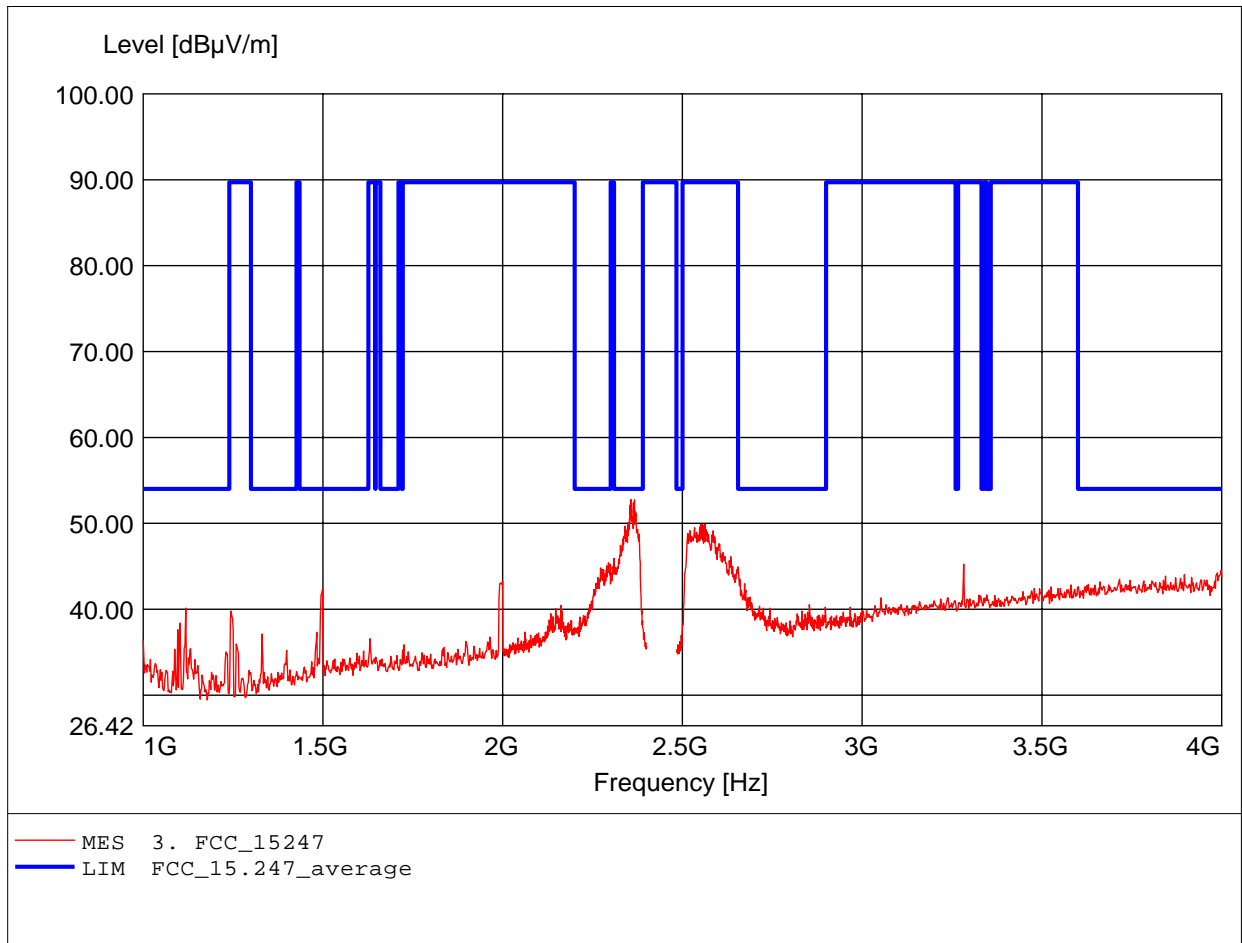
Order Number: W6M20703-7950 802.11n (20M) ch11
Test Site / Operator: ETS / Derek
Temperature: Temp.: 23.9°C
Test Specification: according to §15.247
Comment 1: Ant.: HL025, amplif.
Freq: 2.337GHz, Emax: 44.46dBµV/m, RBW: 1MHz



Spurious emissions Field Strength

FCC RULES PART 15, SUBPART C / LP 0002

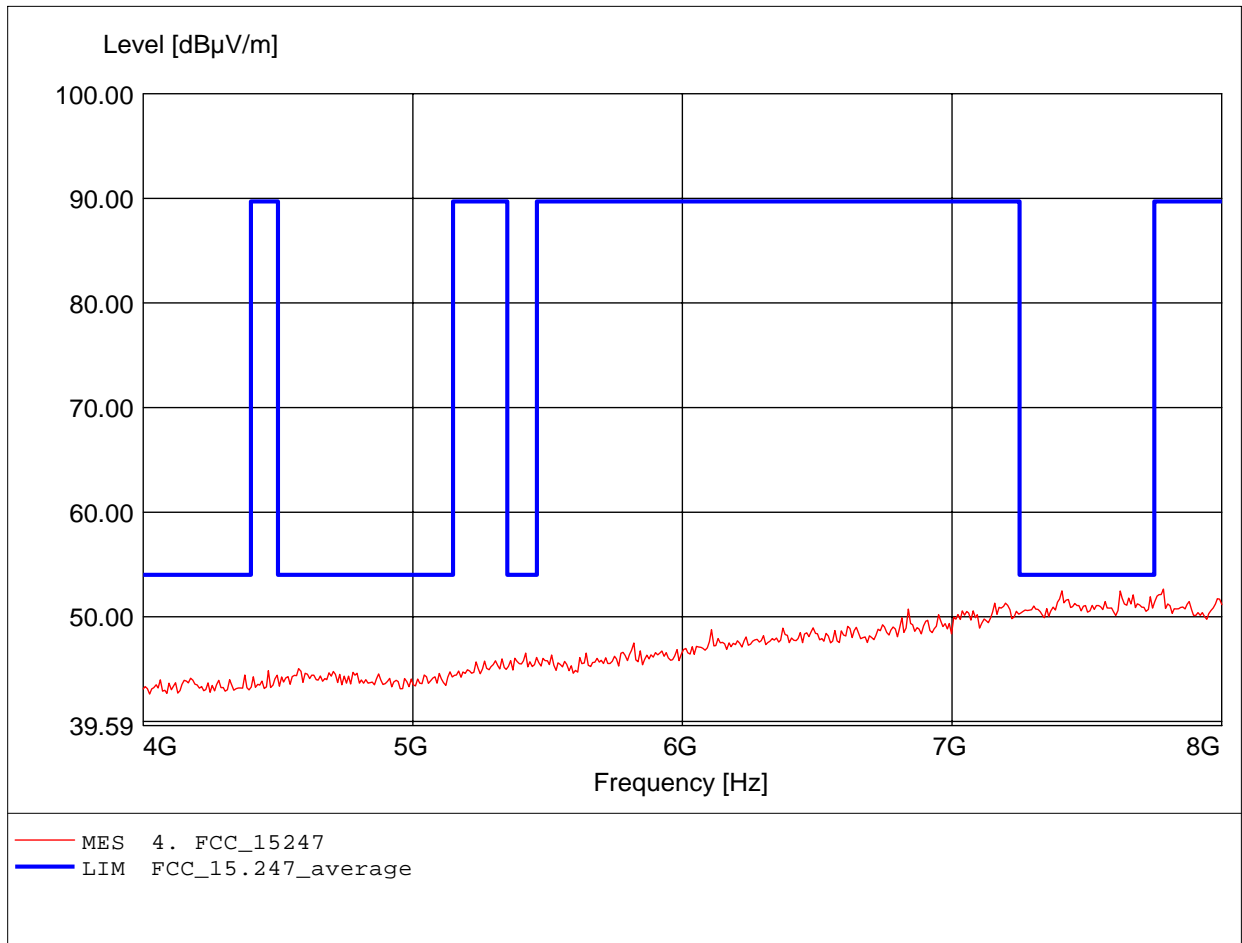
Order Number: W6M20703-7950 802.11n (20M) ch11
Test Site / Operator: ETS / Derek
Temperature: Temp.: 23.9°C
Test Specification: according to §15.247
Comment 1: Ant.: HL025, amplif.
Freq: 2.357GHz, Emax: 52.76dBµV/m, RBW: 1MHz



Spurious emissions Field Strength

FCC RULES PART 15, SUBPART C / LP 0002

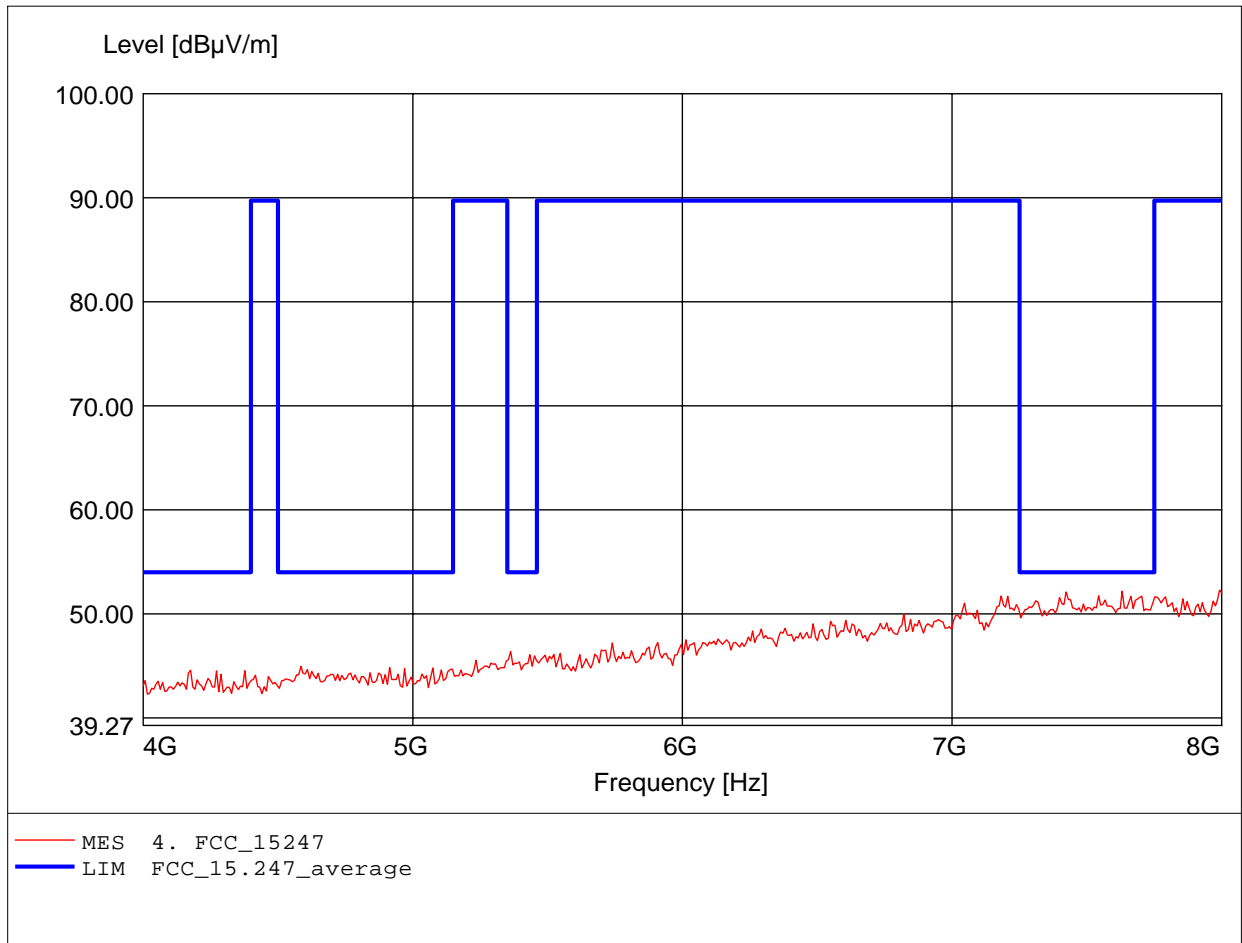
Order Number: W6M20703-7950 802.11n (20M) ch11
Test Site / Operator: ETS / Derek
Temperature: Temp.: 23.9°C
Test Specification: according to §15.247
Comment 1: Ant.: HL025, ampl.+HP.
Freq: 7.784GHz, Emax: 52.66dBμV/m, RBW: 1MHz



Spurious emissions Field Strength

FCC RULES PART 15, SUBPART C / LP 0002

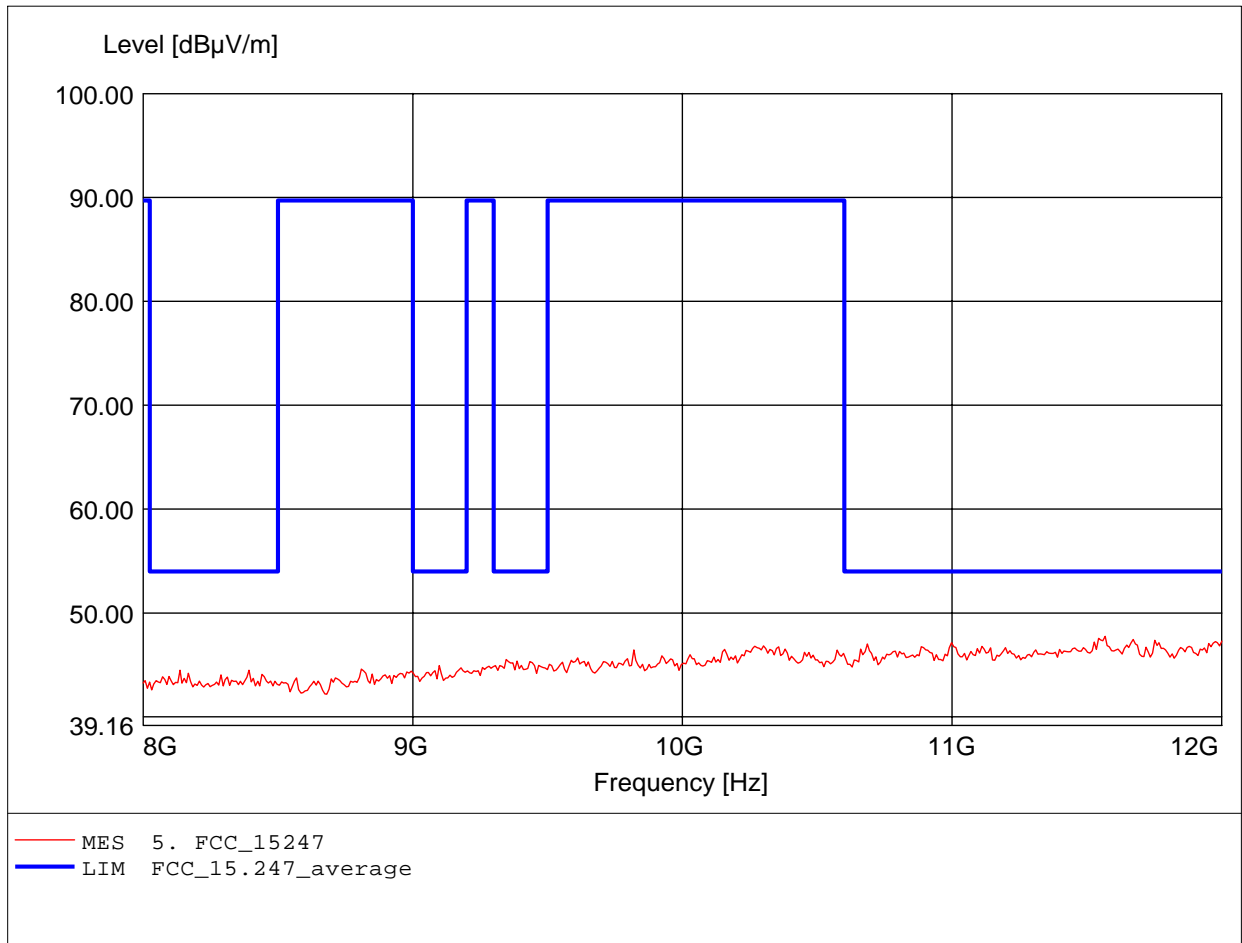
Order Number: W6M20703-7950 802.11n (20M) ch11
Test Site / Operator: ETS / Derek
Temperature: Temp.: 23.9°C
Test Specification: according to §15.247
Comment 1: Ant.: HL025, ampl.+HP.
Freq: 7.992GHz, Emax: 52.30dBµV/m, RBW: 1MHz



Spurious emissions Field Strength

FCC RULES PART 15, SUBPART C / LP 0002

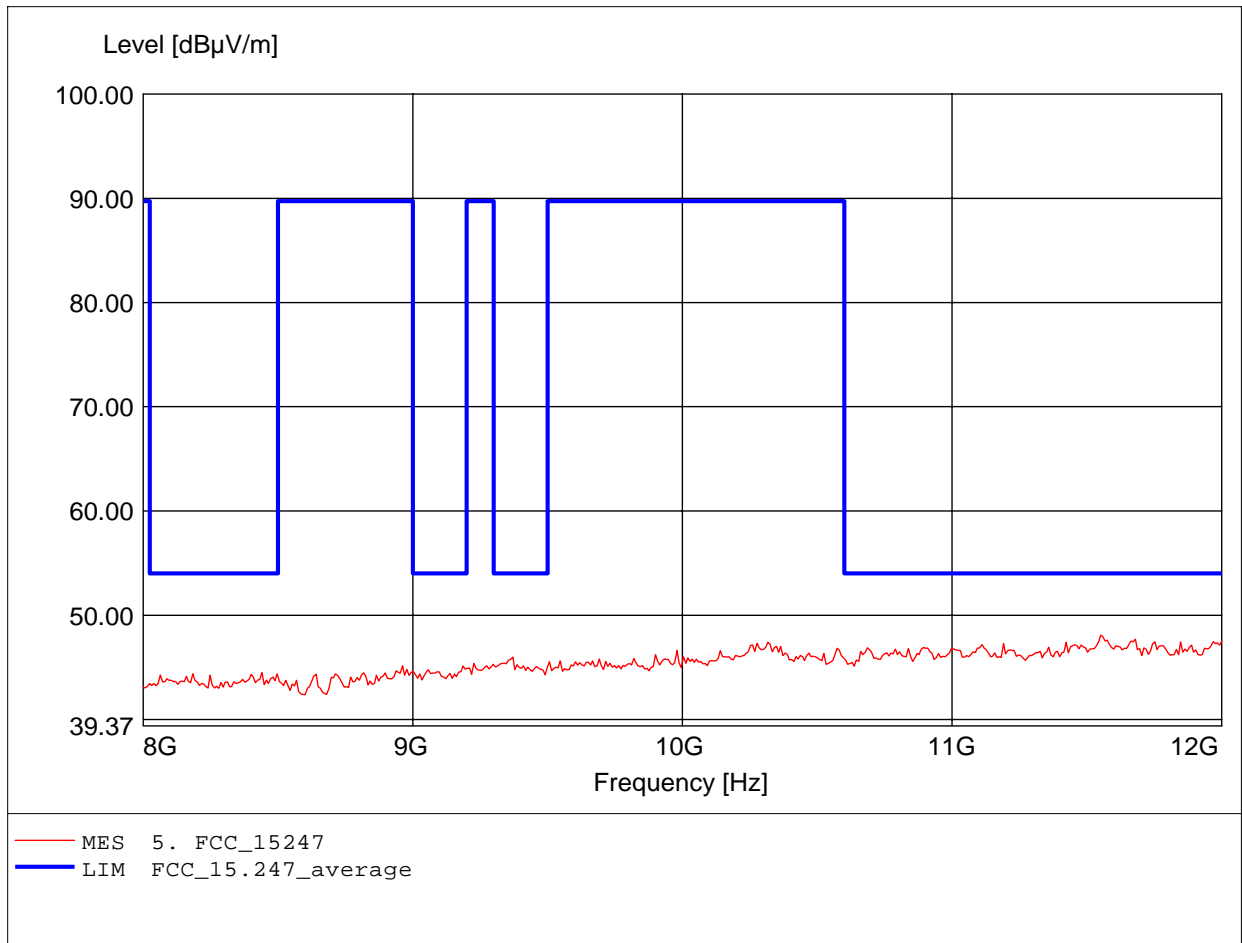
Order Number: W6M20703-7950 802.11n (20M) ch11
Test Site / Operator: ETS / Derek
Temperature: Temp.: 23.9°C
Test Specification: according to §15.247
Comment 1: Ant.: HL025, ampl.+HP.
Freq: 11.567GHz, Emax: 47.75dBµV/m, RBW: 1MHz



Spurious emissions Field Strength

FCC RULES PART 15, SUBPART C / LP 0002

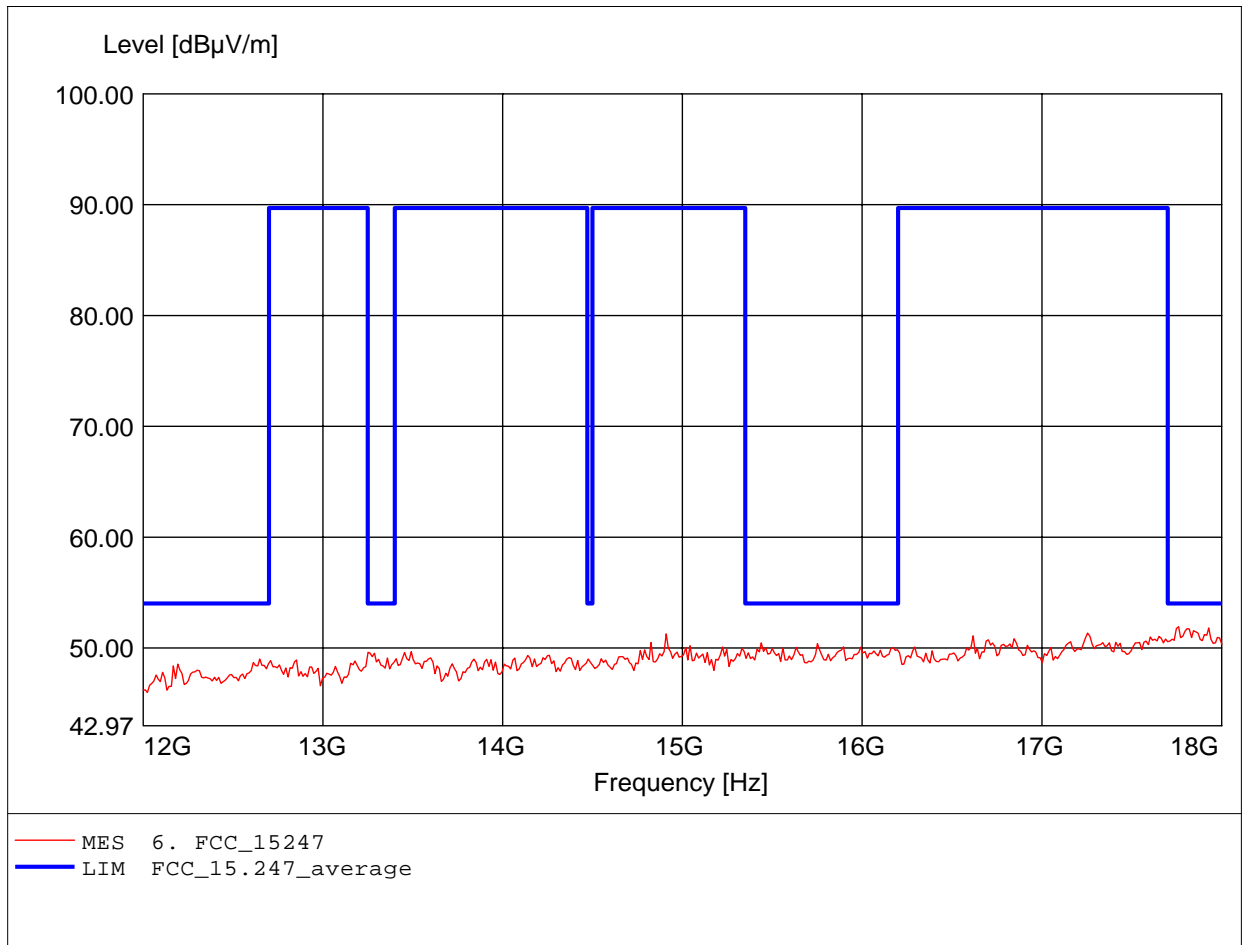
Order Number: W6M20703-7950 802.11n (20M) ch11
Test Site / Operator: ETS / Derek
Temperature: Temp.: 23.9°C
Test Specification: according to §15.247
Comment 1: Ant.: HL025, ampl.+HP.
Freq: 11.551GHz, Emax: 48.09dBµV/m, RBW: 1MHz



Spurious emissions Field Strength

FCC RULES PART 15, SUBPART C / LP 0002

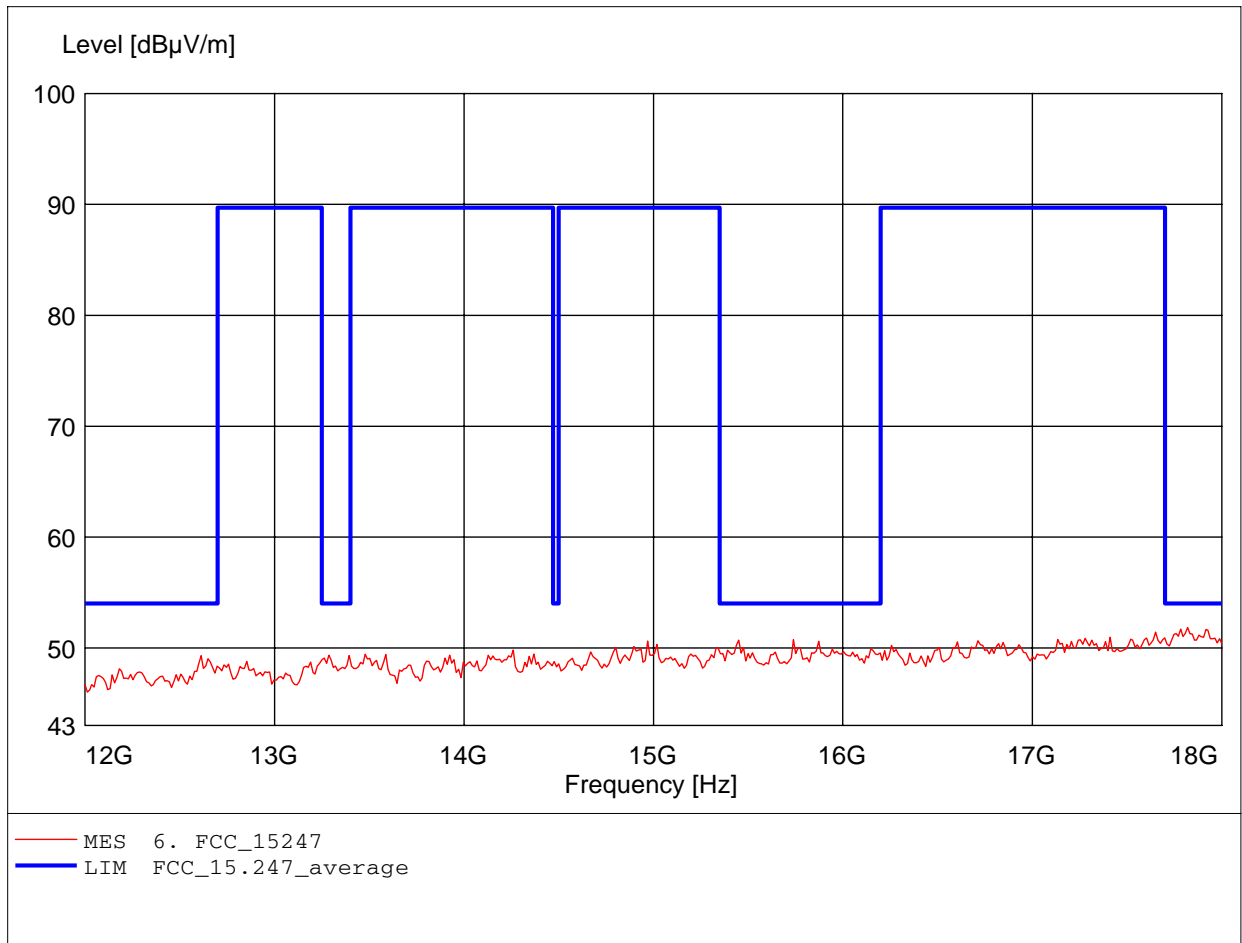
Order Number: W6M20703-7950 802.11n (20M) ch11
Test Site / Operator: ETS / Derek
Temperature: Temp.: 23.9°C
Test Specification: according to §15.247
Comment 1: Ant.: HL025, ampl.+HP.
Freq: 17.760GHz, Emax: 51.93dBμV/m, RBW: 1MHz



Spurious emissions Field Strength

FCC RULES PART 15, SUBPART C / LP 0002

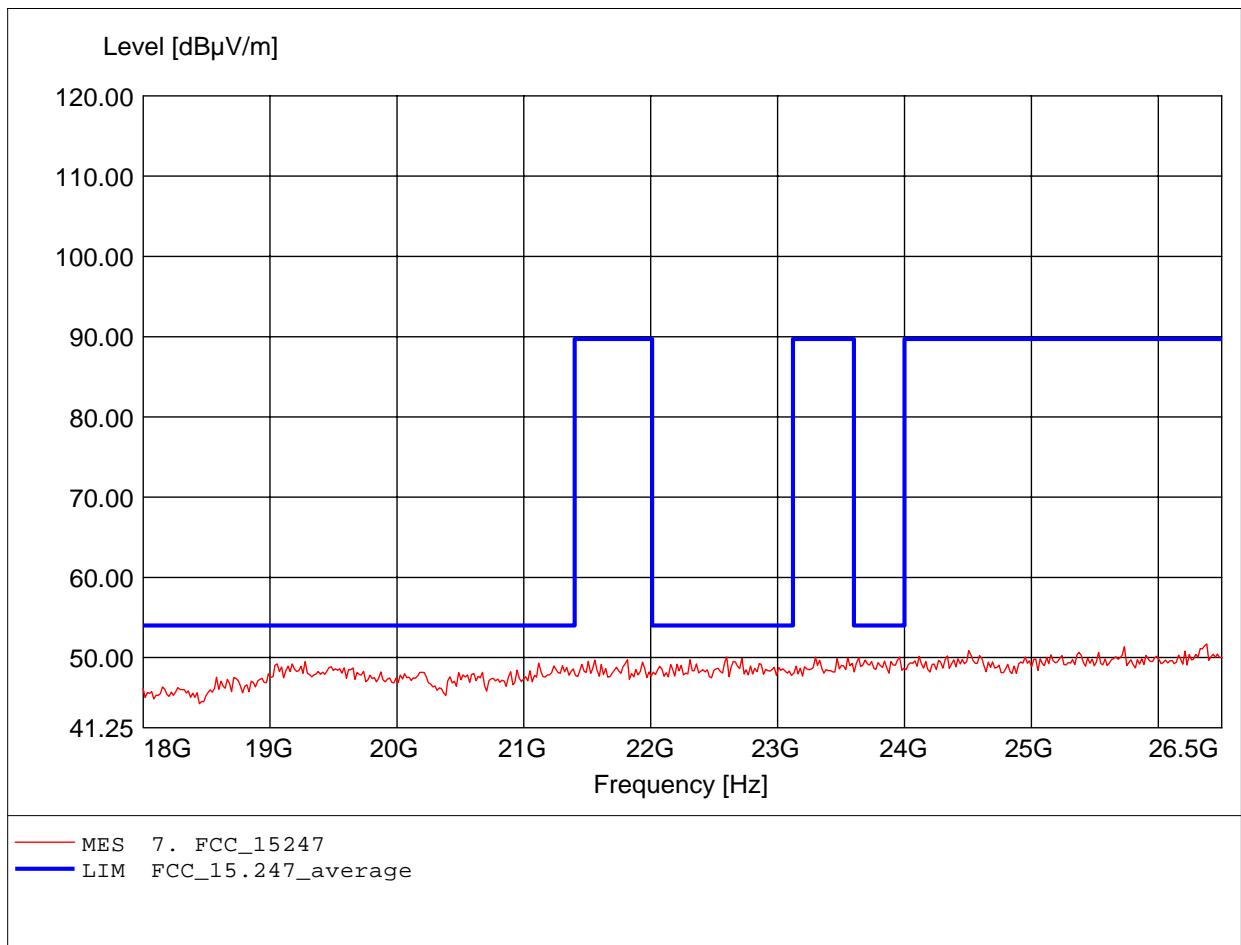
Order Number: W6M20703-7950 802.11n (20M) ch11
Test Site / Operator: ETS / Derek
Temperature: Temp.: 23.9°C
Test Specification: according to §15.247
Comment 1: Ant.: HL025, ampl.+HP.
Freq: 17.820GHz, Emax: 51.83dBµV/m, RBW: 1MHz



Spurious emissions Field Strength

FCC RULES PART 15, SUBPART C / LP 0002

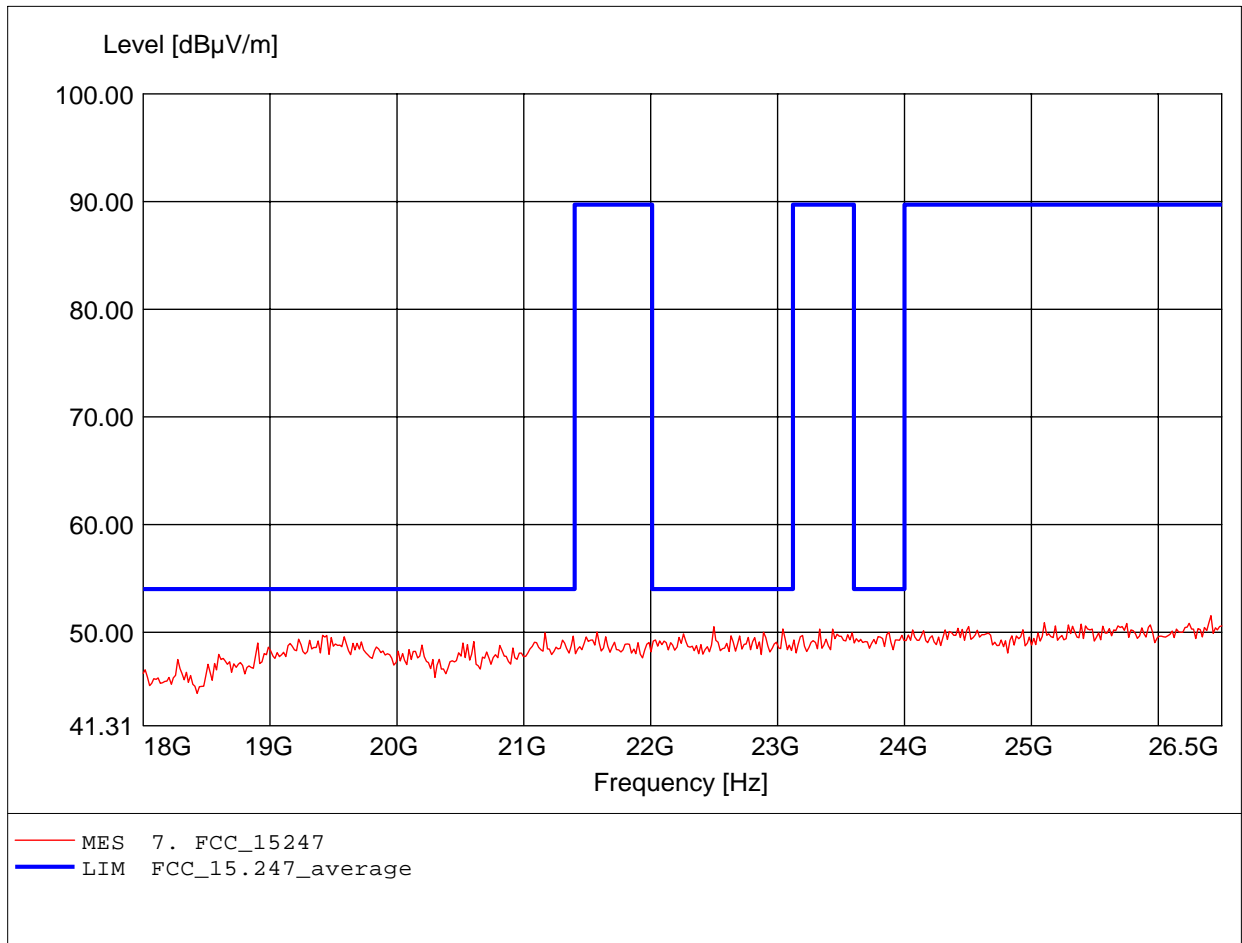
Order Number: W6M20703-7950 802.11n (20M) ch11
Test Site / Operator: ETS / Derek
Temperature: Temp.: 23.9°C
Test Specification: according to §15.247
Comment 1: Ant.: HL025, amplif.
Freq: 26.381GHz, Emax: 51.72dBμV/m, RBW: 1MHz



Spurious emissions Field Strength

FCC RULES PART 15, SUBPART C / LP 0002

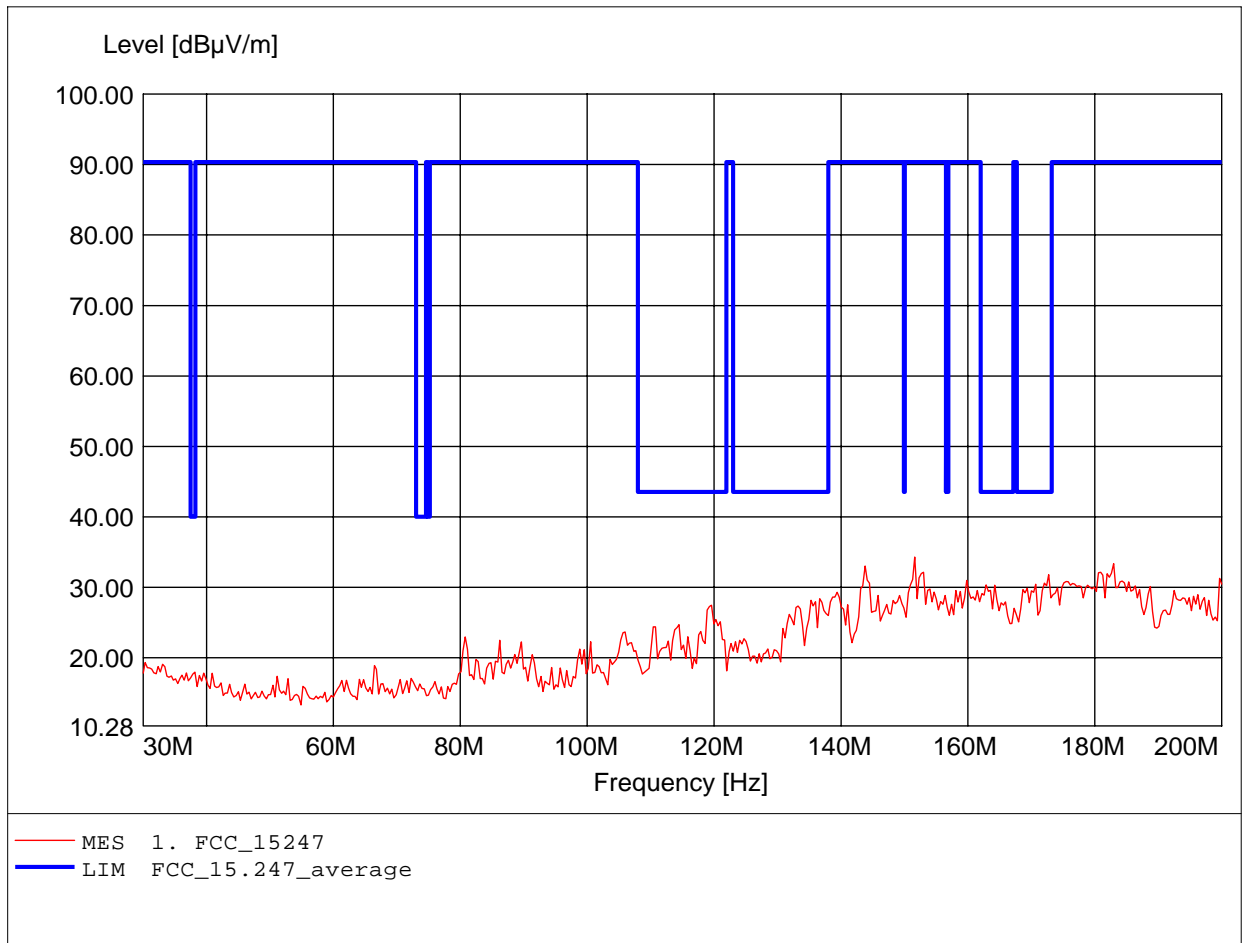
Order Number: W6M20703-7950 802.11n (20M) ch11
Test Site / Operator: ETS / Derek
Temperature: Temp.: 23.9°C
Test Specification: according to §15.247
Comment 1: Ant.: HL025, amplif.
Freq: 26.415GHz, Emax: 51.53dBµV/m, RBW: 1MHz



Spurious emissions Field Strength

FCC RULES PART 15, SUBPART C / LP 0002

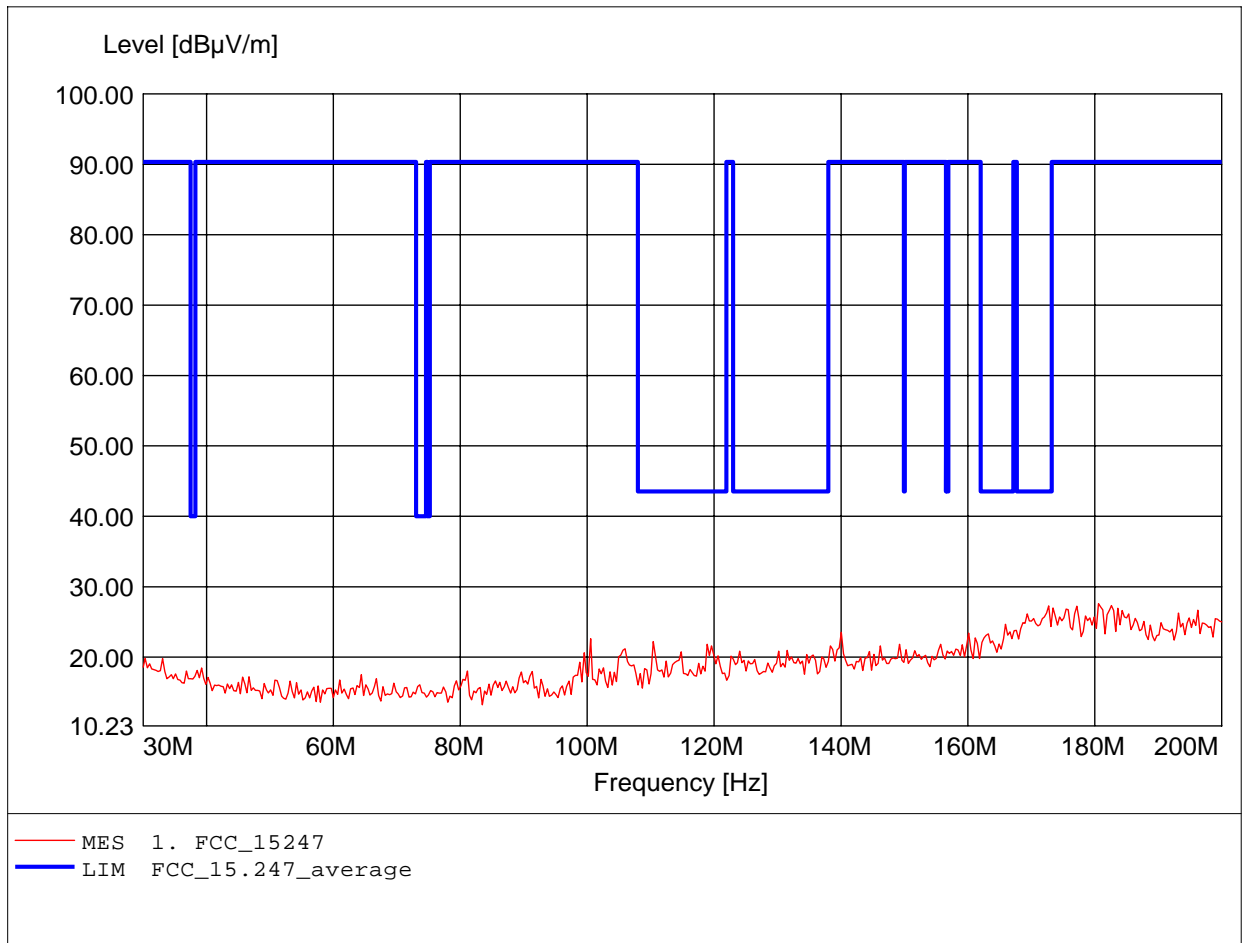
Order Number: W6M20703-7950 802.11n (40M) ch1
Test Site / Operator: ETS / Derek
Temperature: Temp.: 23.9°C
Test Specification: according to §15.247
Comment 1: Ant.: HK 116
Freq: 151.623MHz, Emax: 34.27dBµV/m, RBW: 100kHz



Spurious emissions Field Strength

FCC RULES PART 15, SUBPART C / LP 0002

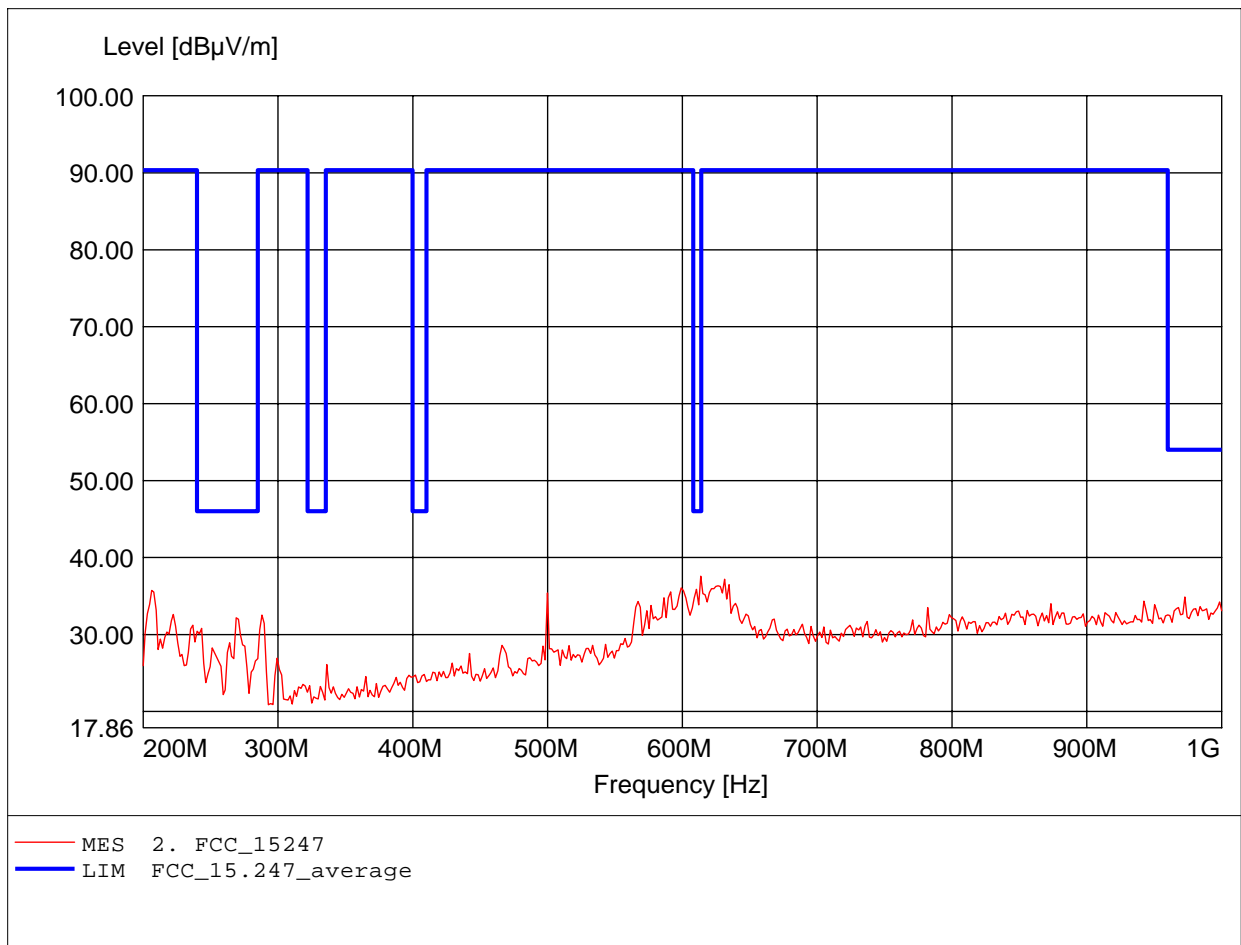
Order Number: W6M20703-7950 802.11n (40M) ch1
Test Site / Operator: ETS / Derek
Temperature: Temp.: 23.9°C
Test Specification: according to §15.247
Comment 1: Ant.: HK 116
Freq: 180.581MHz, Emax: 27.61dBµV/m, RBW: 100kHz



Spurious emissions Field Strength

FCC RULES PART 15, SUBPART C / LP 0002

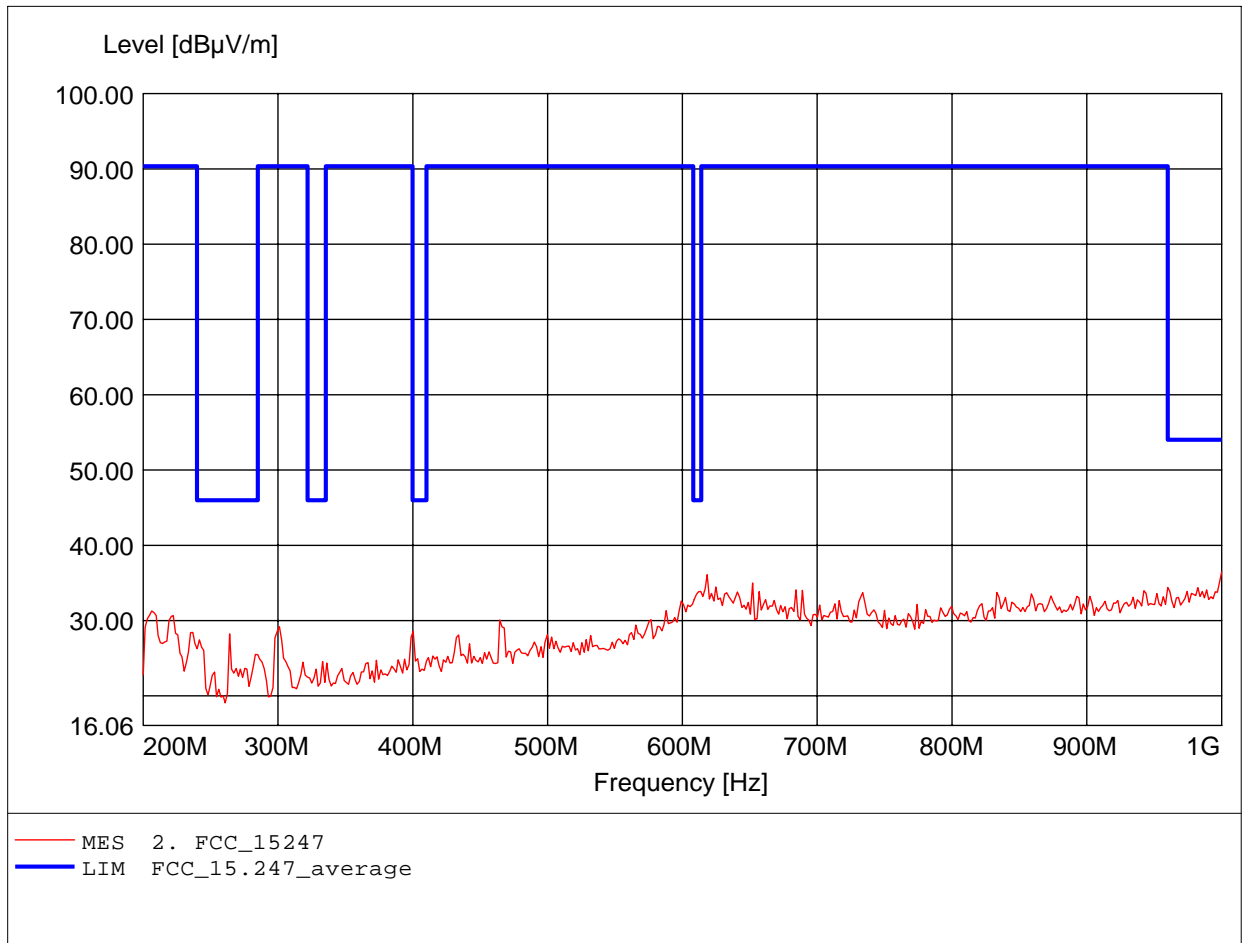
Order Number: W6M20703-7950 802.11n (40M) ch1
Test Site / Operator: ETS / Derek
Temperature: Temp.: 23.9°C
Test Specification: according to §15.247
Comment 1: Ant.: HL 223,
Freq: 613.627MHz, Emax: 37.57dBµV/m, RBW: 100kHz



Spurious emissions Field Strength

FCC RULES PART 15, SUBPART C / LP 0002

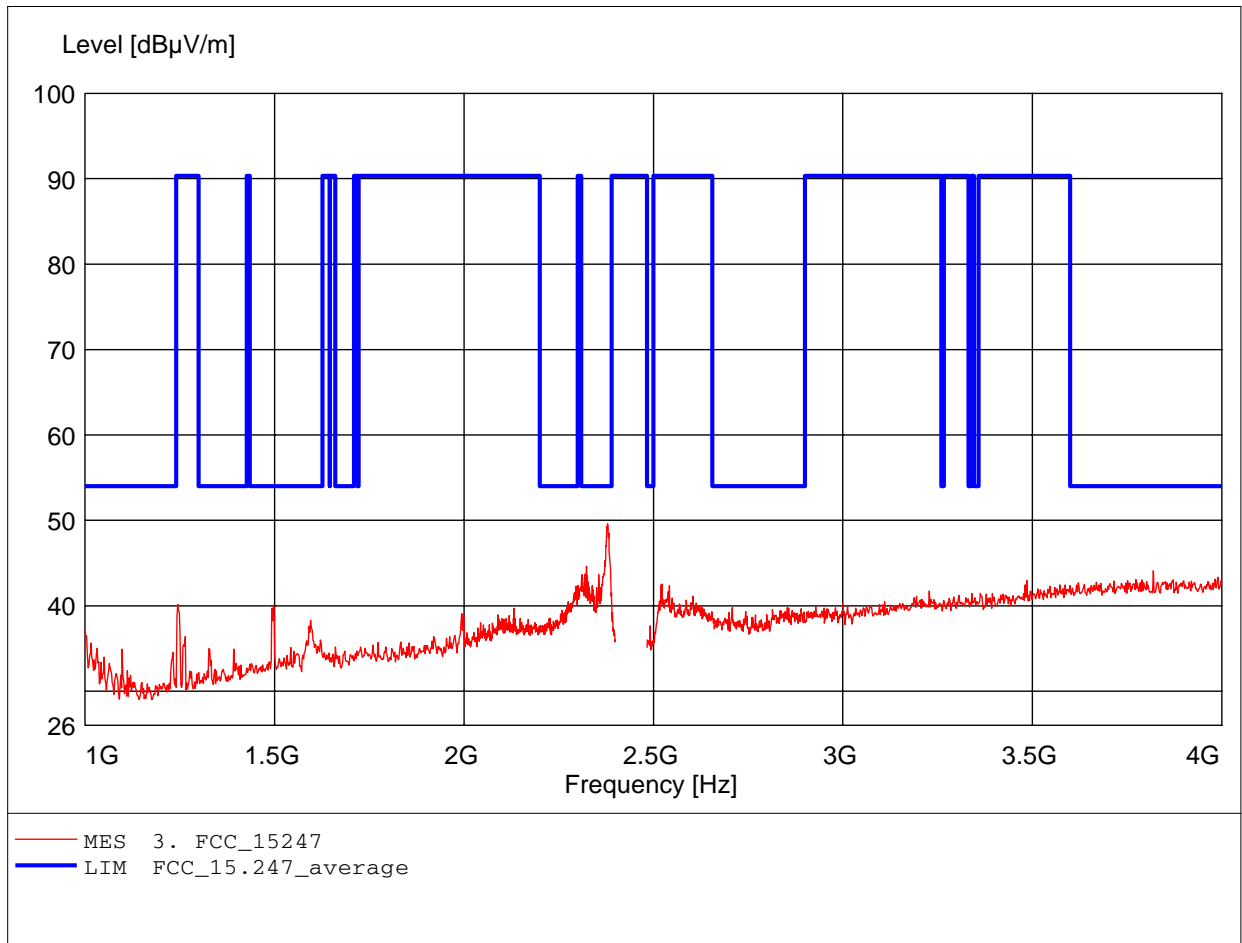
Order Number: W6M20703-7950 802.11n (40M) ch1
Test Site / Operator: ETS / Derek
Temperature: Temp.: 23.9°C
Test Specification: according to §15.247
Comment 1: Ant.: HL 223,
Freq: 1.000GHz, Emax: 36.49dBµV/m, RBW: 100kHz



Spurious emissions Field Strength

FCC RULES PART 15, SUBPART C / LP 0002

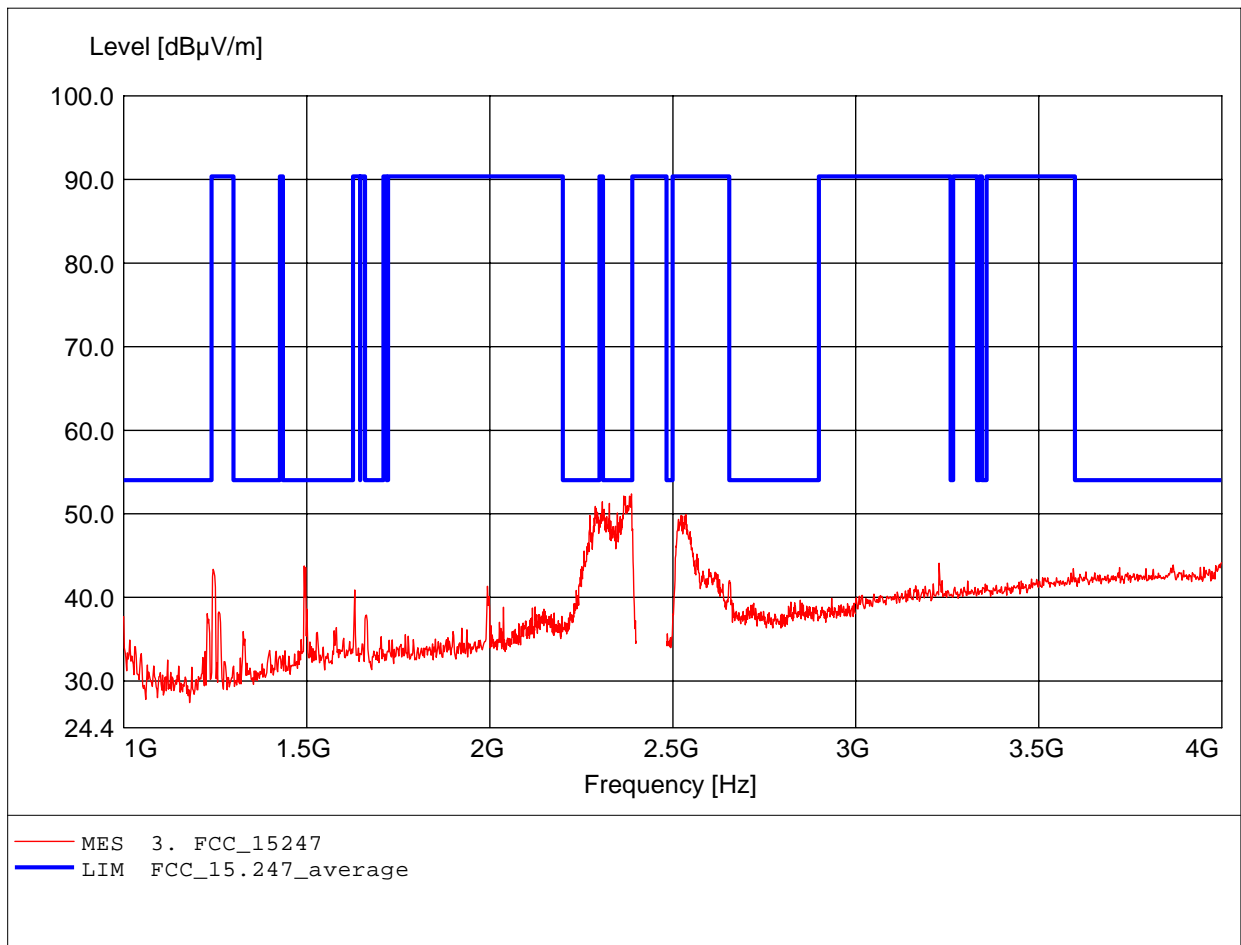
Order Number: W6M20703-7950 802.11n (40M) ch1
Test Site / Operator: ETS / Derek
Temperature: Temp.: 23.9°C
Test Specification: according to §15.247
Comment 1: Ant.: HL025, amplif.
Freq: 2.379GHz, Emax: 49.61dBµV/m, RBW: 1MHz



Spurious emissions Field Strength

FCC RULES PART 15, SUBPART C / LP 0002

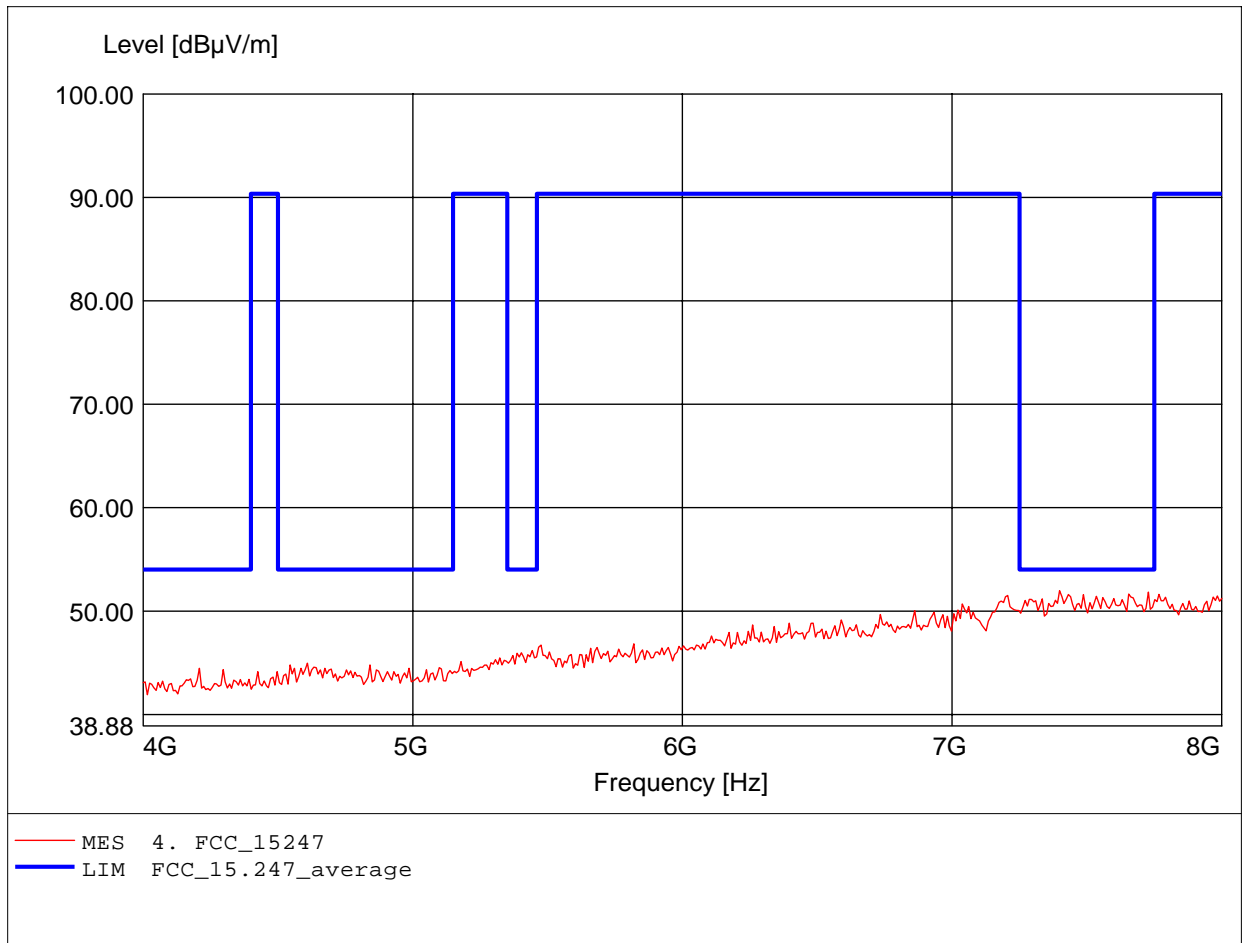
Order Number: W6M20703-7950 802.11n (40M) ch1
Test Site / Operator: ETS / Derek
Temperature: Temp.: 23.9°C
Test Specification: according to §15.247
Comment 1: Ant.: HL025, amplif.
Freq: 2.387GHz, Emax: 52.40dBμV/m, RBW: 1MHz



Spurious emissions Field Strength

FCC RULES PART 15, SUBPART C / LP 0002

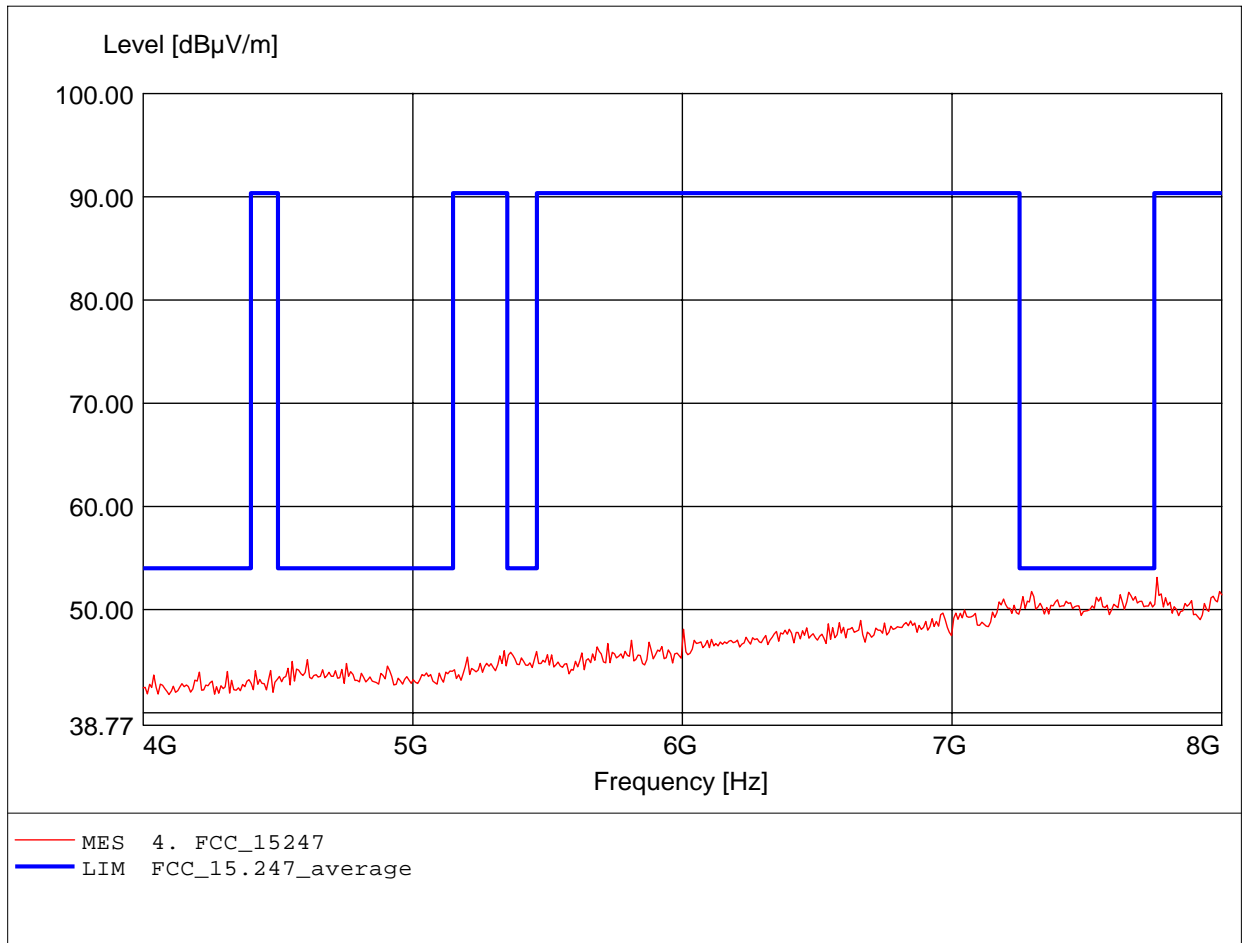
Order Number: W6M20703-7950 802.11n (40M) ch1
Test Site / Operator: ETS / Derek
Temperature: Temp.: 23.9°C
Test Specification: according to §15.247
Comment 1: Ant.: HL025, ampl.+HP.
Freq: 7.399GHz, Emax: 51.97dBμV/m, RBW: 1MHz



Spurious emissions Field Strength

FCC RULES PART 15, SUBPART C / LP 0002

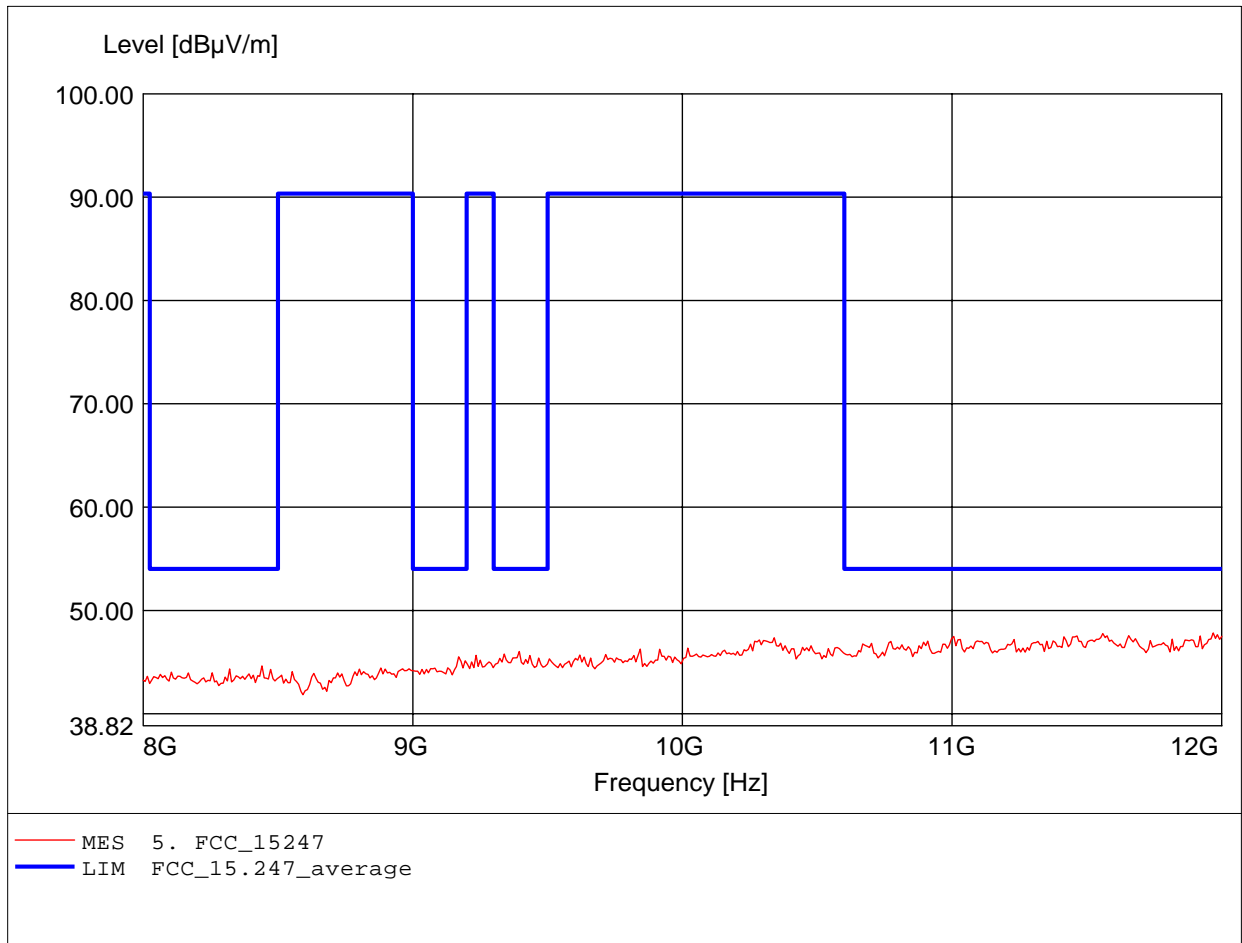
Order Number: W6M20703-7950 802.11n (40M) ch1
Test Site / Operator: ETS / Derek
Temperature: Temp.: 23.9°C
Test Specification: according to §15.247
Comment 1: Ant.: HL025, ampl.+HP.
Freq: 7.760GHz, Emax: 53.11dBµV/m, RBW: 1MHz



Spurious emissions Field Strength

FCC RULES PART 15, SUBPART C / LP 0002

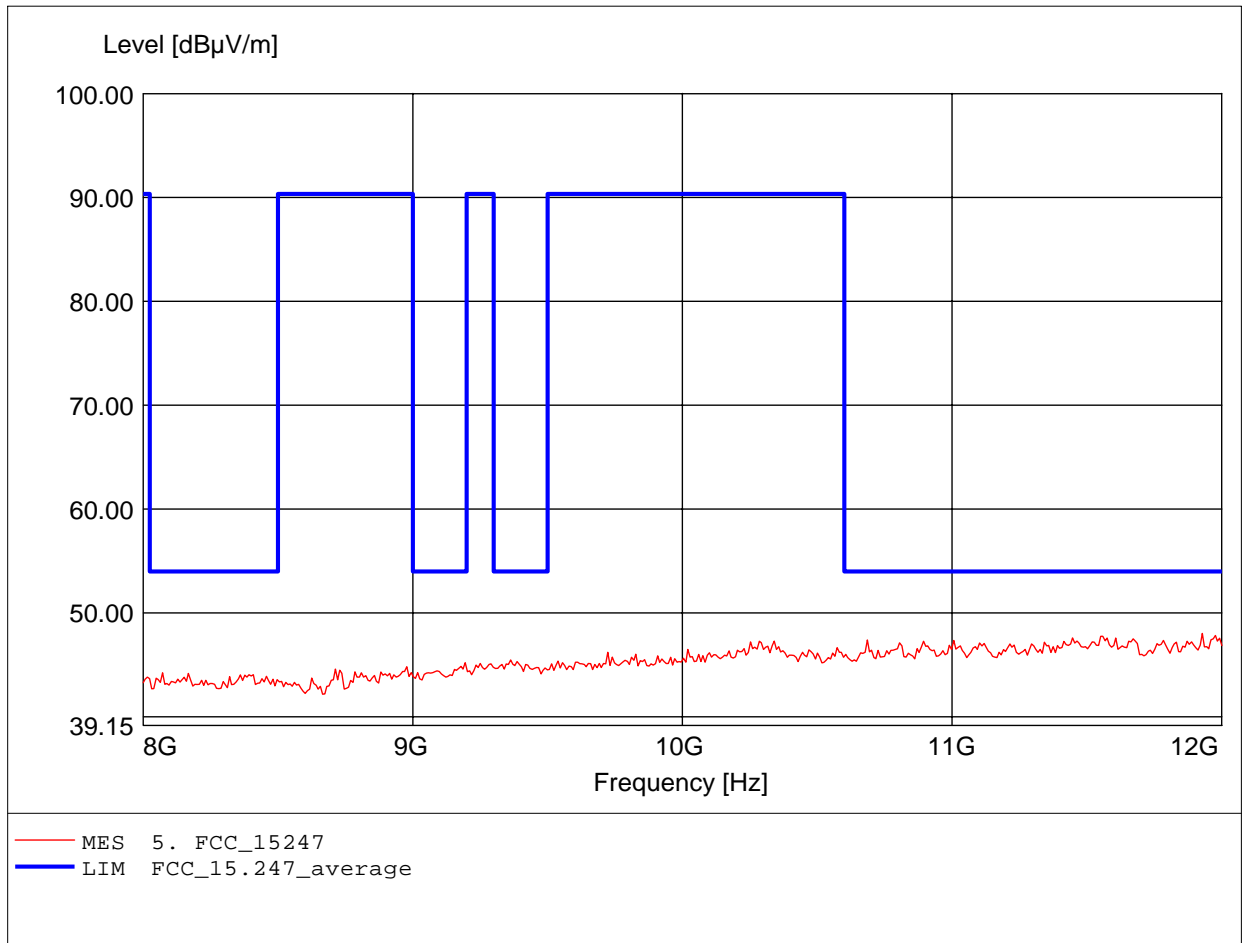
Order Number: W6M20703-7950 802.11n (40M) ch1
Test Site / Operator: ETS / Derek
Temperature: Temp.: 23.9°C
Test Specification: according to §15.247
Comment 1: Ant.: HL025, ampl.+HP.
Freq: 11.968GHz, Emax: 47.82dBμV/m, RBW: 1MHz



Spurious emissions Field Strength

FCC RULES PART 15, SUBPART C / LP 0002

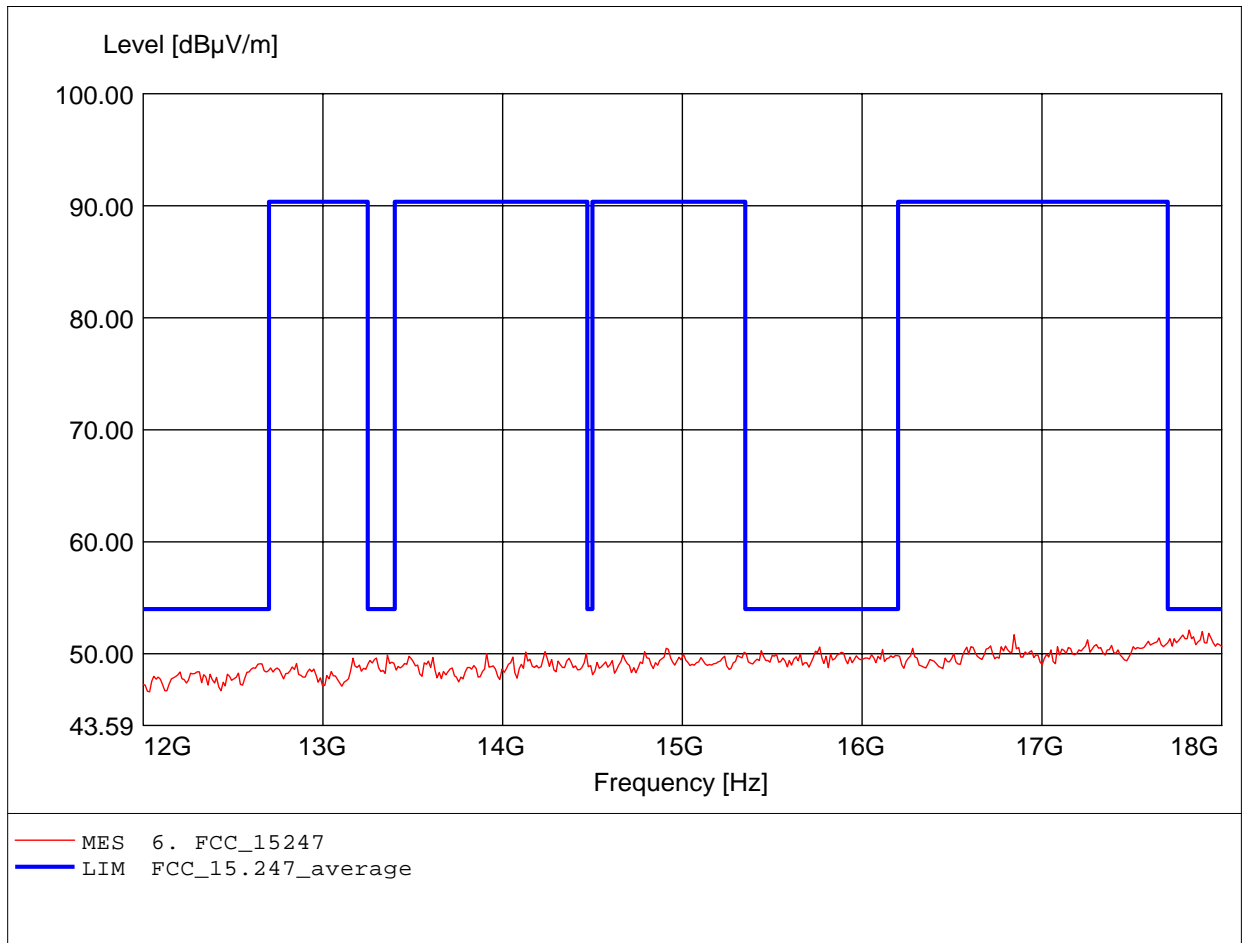
Order Number: W6M20703-7950 802.11n (40M) ch1
Test Site / Operator: ETS / Derek
Temperature: Temp.: 23.9°C
Test Specification: according to §15.247
Comment 1: Ant.: HL025, ampl.+HP.
Freq: 11.928GHz, Emax: 48.03dBμV/m, RBW: 1MHz



Spurious emissions Field Strength

FCC RULES PART 15, SUBPART C / LP 0002

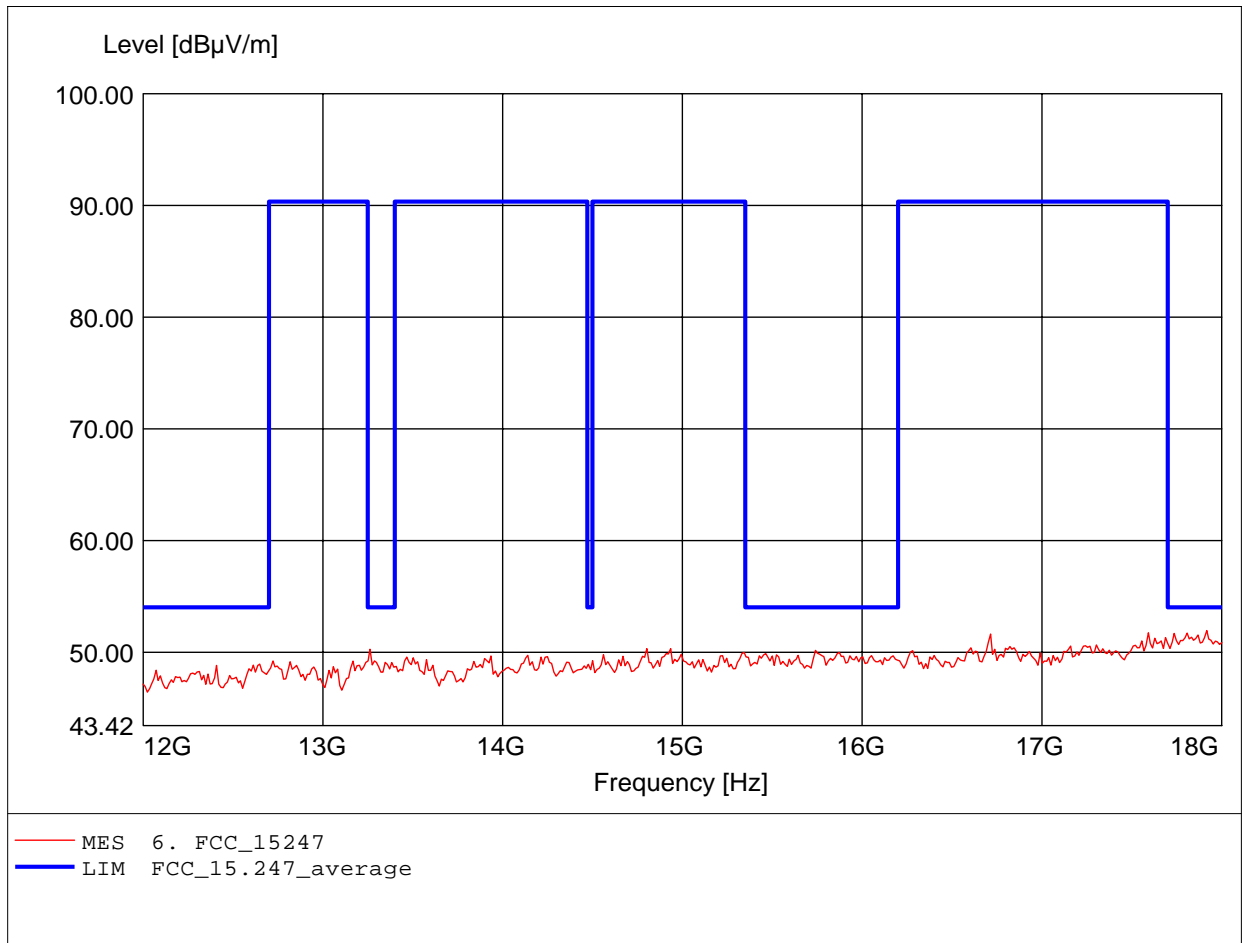
Order Number: W6M20703-7950 802.11n (40M) ch1
Test Site / Operator: ETS / Derek
Temperature: Temp.: 23.9°C
Test Specification: according to §15.247
Comment 1: Ant.: HL025, ampl.+HP.
Freq: 17.820GHz, Emax: 52.12dBμV/m, RBW: 1MHz



Spurious emissions Field Strength

FCC RULES PART 15, SUBPART C / LP 0002

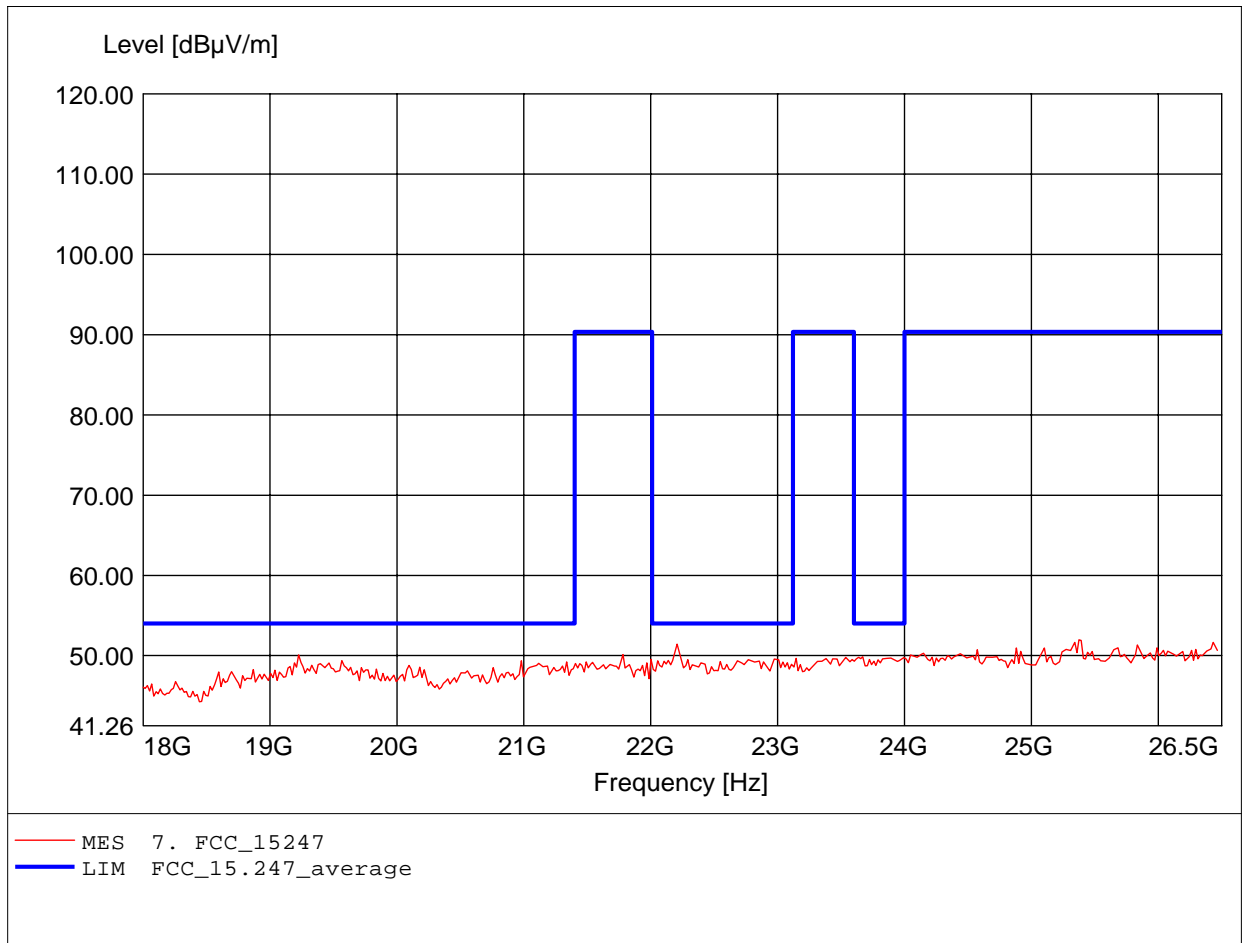
Order Number: W6M20703-7950 802.11n (40M) ch1
Test Site / Operator: ETS / Derek
Temperature: Temp.: 23.9°C
Test Specification: according to §15.247
Comment 1: Ant.: HL025, ampl.+HP.
Freq: 17.916GHz, Emax: 51.95dBµV/m, RBW: 1MHz



Spurious emissions Field Strength

FCC RULES PART 15, SUBPART C / LP 0002

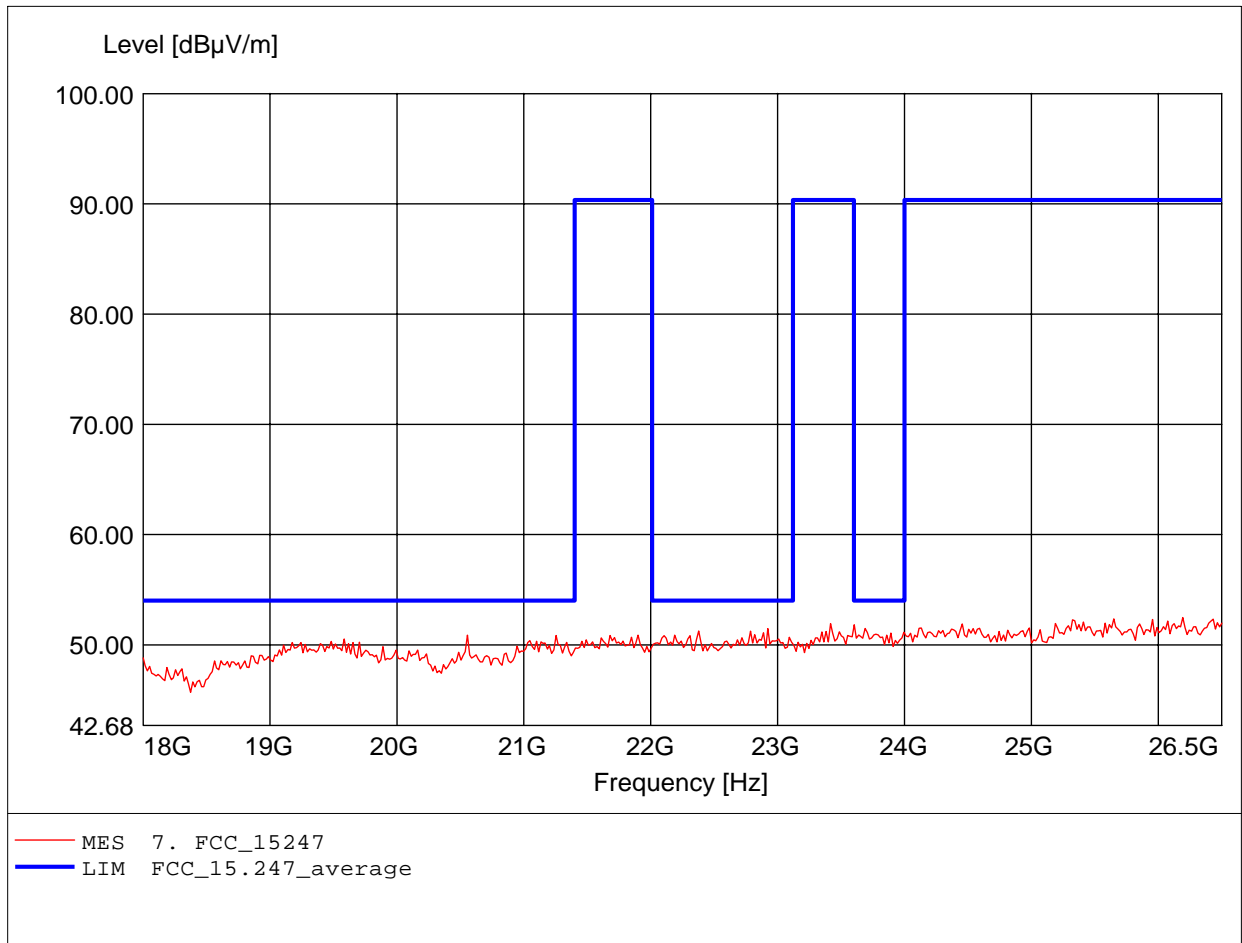
Order Number: W6M20703-7950 802.11n (40M) ch1
Test Site / Operator: ETS / Derek
Temperature: Temp.: 23.9°C
Test Specification: according to §15.247
Comment 1: Ant.: HL025, amplif.
Freq: 25.376GHz, Emax: 51.99dBμV/m, RBW: 1MHz



Spurious emissions Field Strength

FCC RULES PART 15, SUBPART C / LP 0002

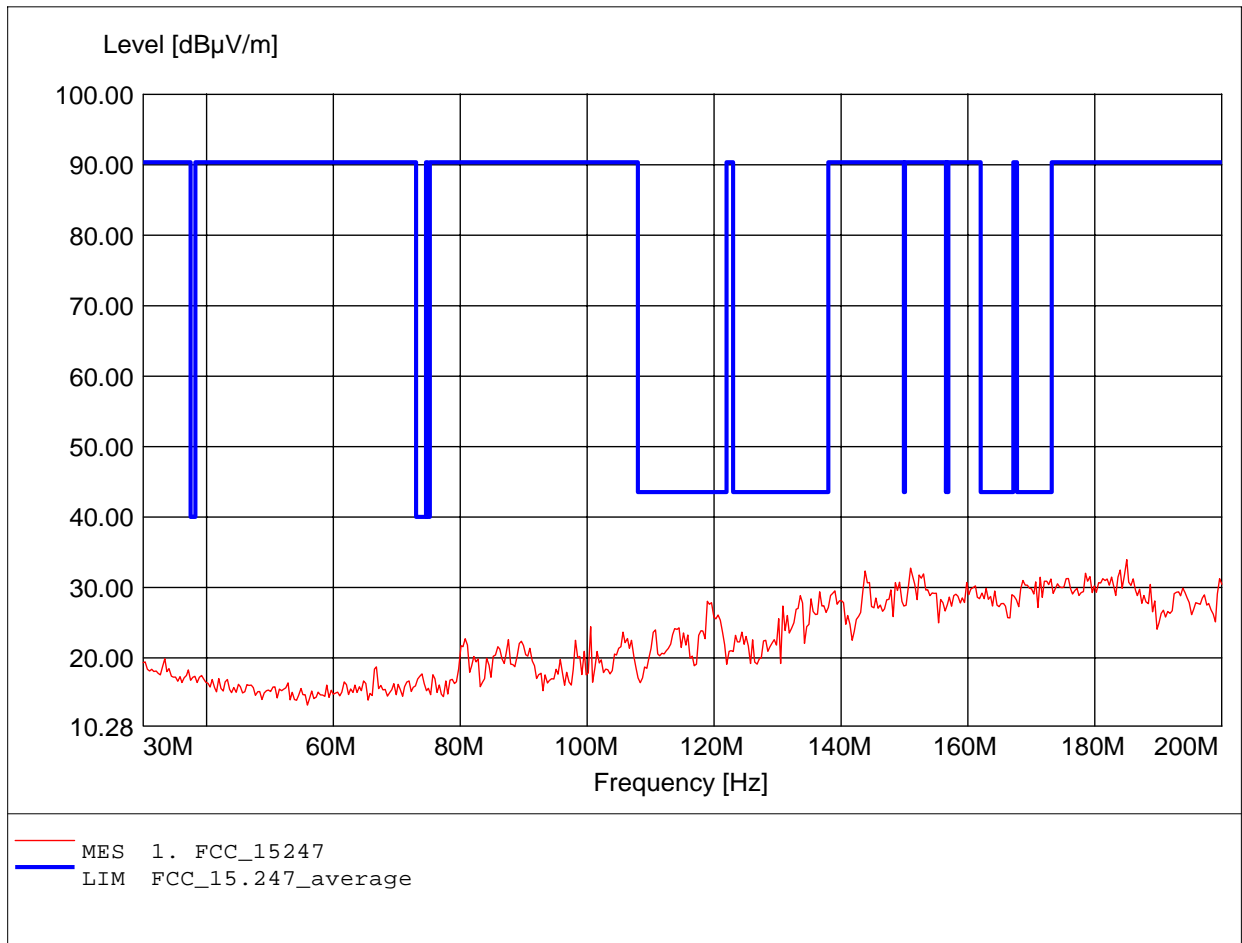
Order Number: W6M20703-7950 802.11n (40M) ch1
Test Site / Operator: ETS / Derek
Temperature: Temp.: 23.9°C
Test Specification: according to §15.247
Comment 1: Ant.: HL025, amplif.
Freq: 26.193GHz, Emax: 52.48dBμV/m, RBW: 1MHz



Spurious emissions Field Strength

FCC RULES PART 15, SUBPART C / LP 0002

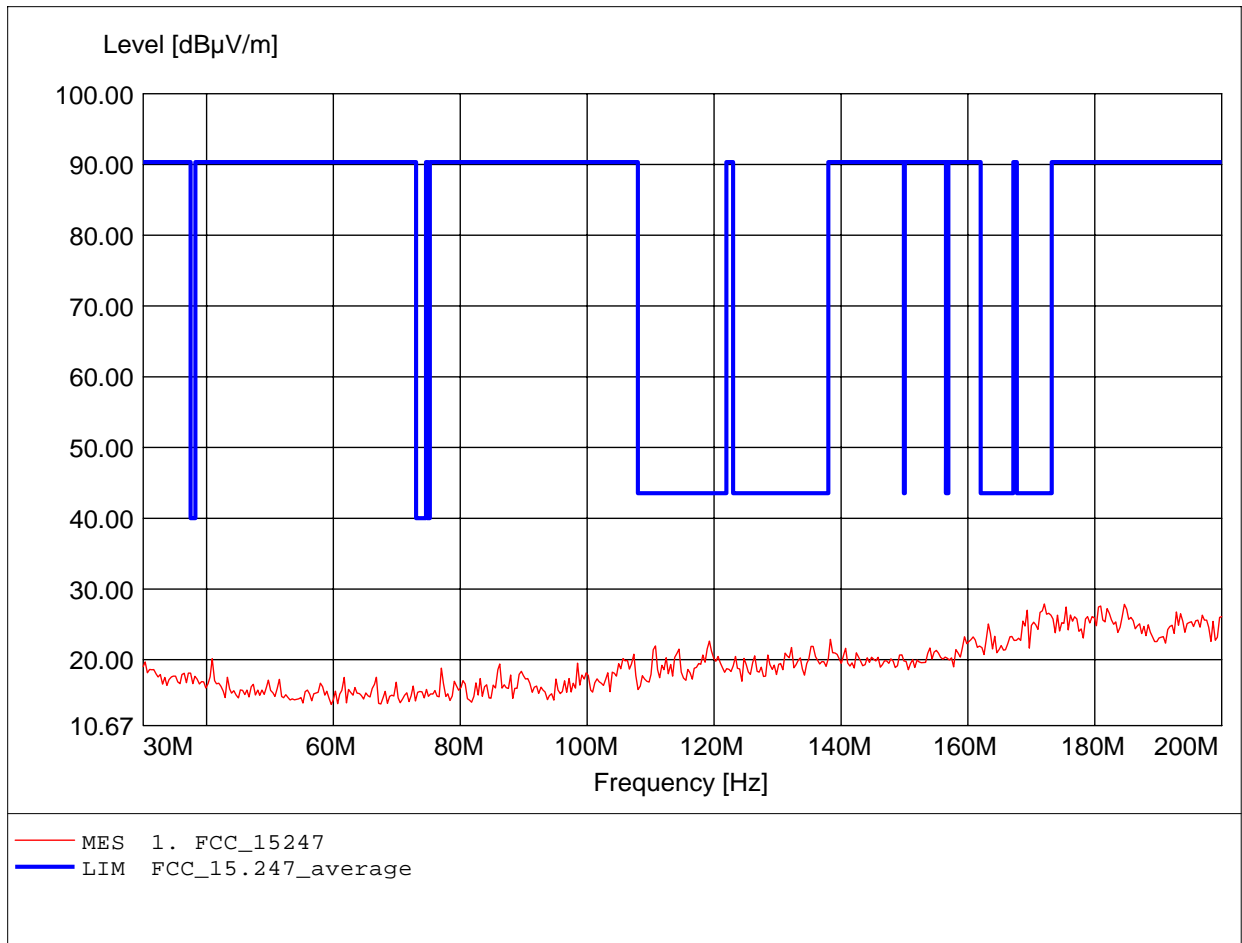
Order Number: W6M20703-7950 802.11n (40M) ch4
Test Site / Operator: ETS / Derek
Temperature: Temp.: 23.9°C
Test Specification: according to §15.247
Comment 1: Ant.: HK 116
Freq: 185.010MHz, Emax: 33.93dBµV/m, RBW: 100kHz



Spurious emissions Field Strength

FCC RULES PART 15, SUBPART C / LP 0002

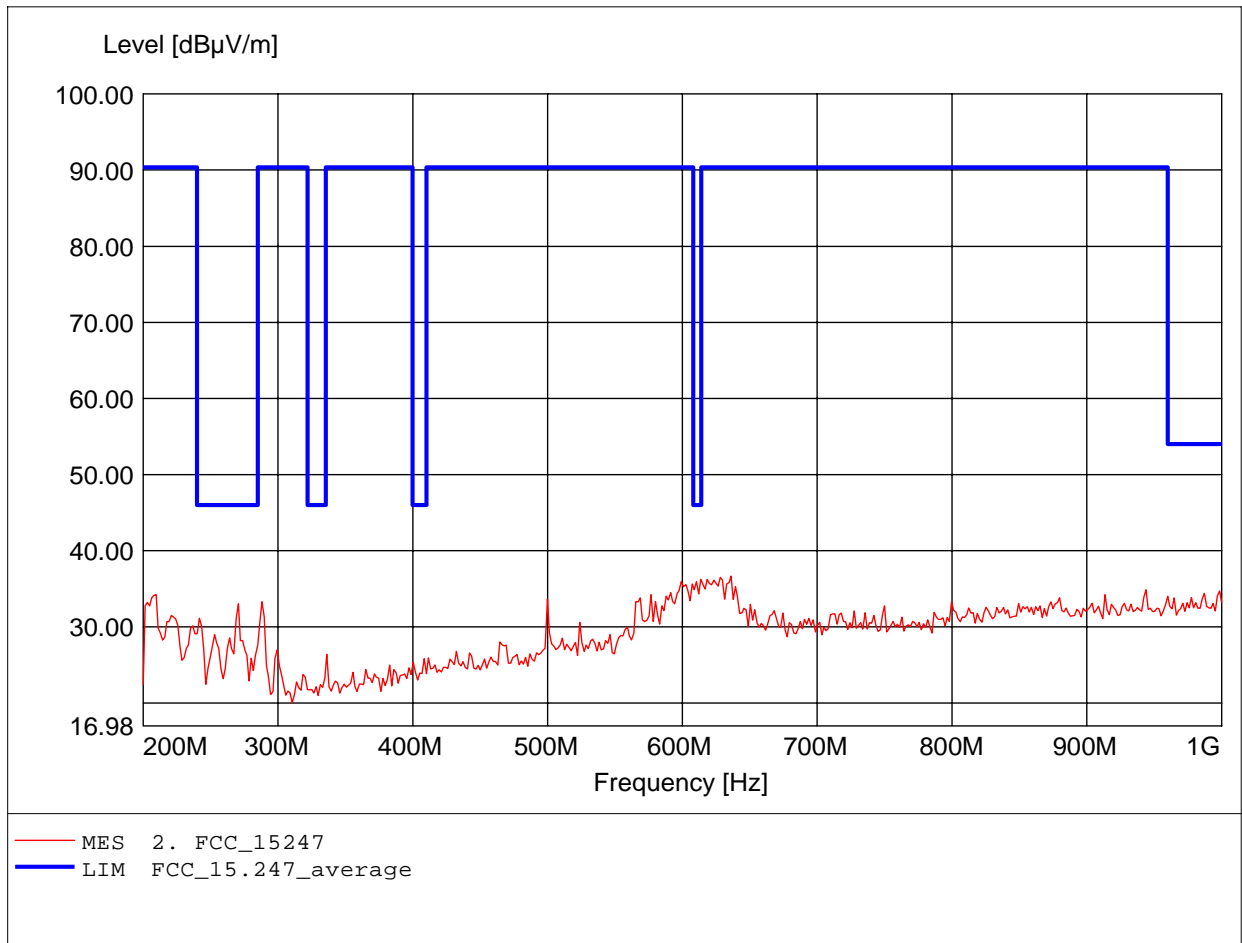
Order Number: W6M20703-7950 802.11n (40M) ch4
Test Site / Operator: ETS / Derek
Temperature: Temp.: 23.9°C
Test Specification: according to §15.247
Comment 1: Ant.: HK 116
Freq: 172.064MHz, Emax: 27.88dBµV/m, RBW: 100kHz



Spurious emissions Field Strength

FCC RULES PART 15, SUBPART C / LP 0002

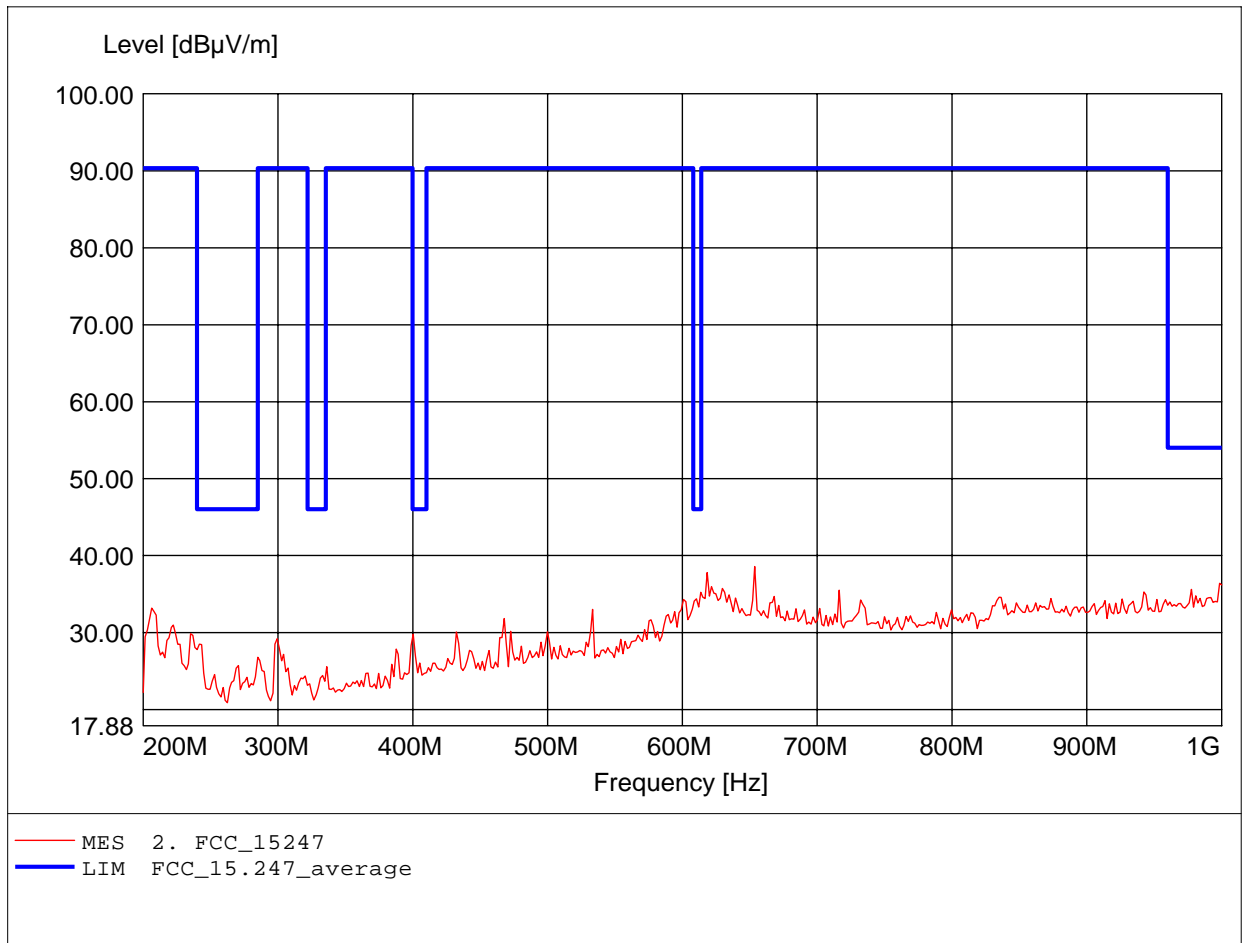
Order Number: W6M20703-7950 802.11n (40M) ch4
Test Site / Operator: ETS / Derek
Temperature: Temp.: 23.9°C
Test Specification: according to §15.247
Comment 1: Ant.: HL 223,
Freq: 636.072MHz, Emax: 36.67dBµV/m, RBW: 100kHz



Spurious emissions Field Strength

FCC RULES PART 15, SUBPART C / LP 0002

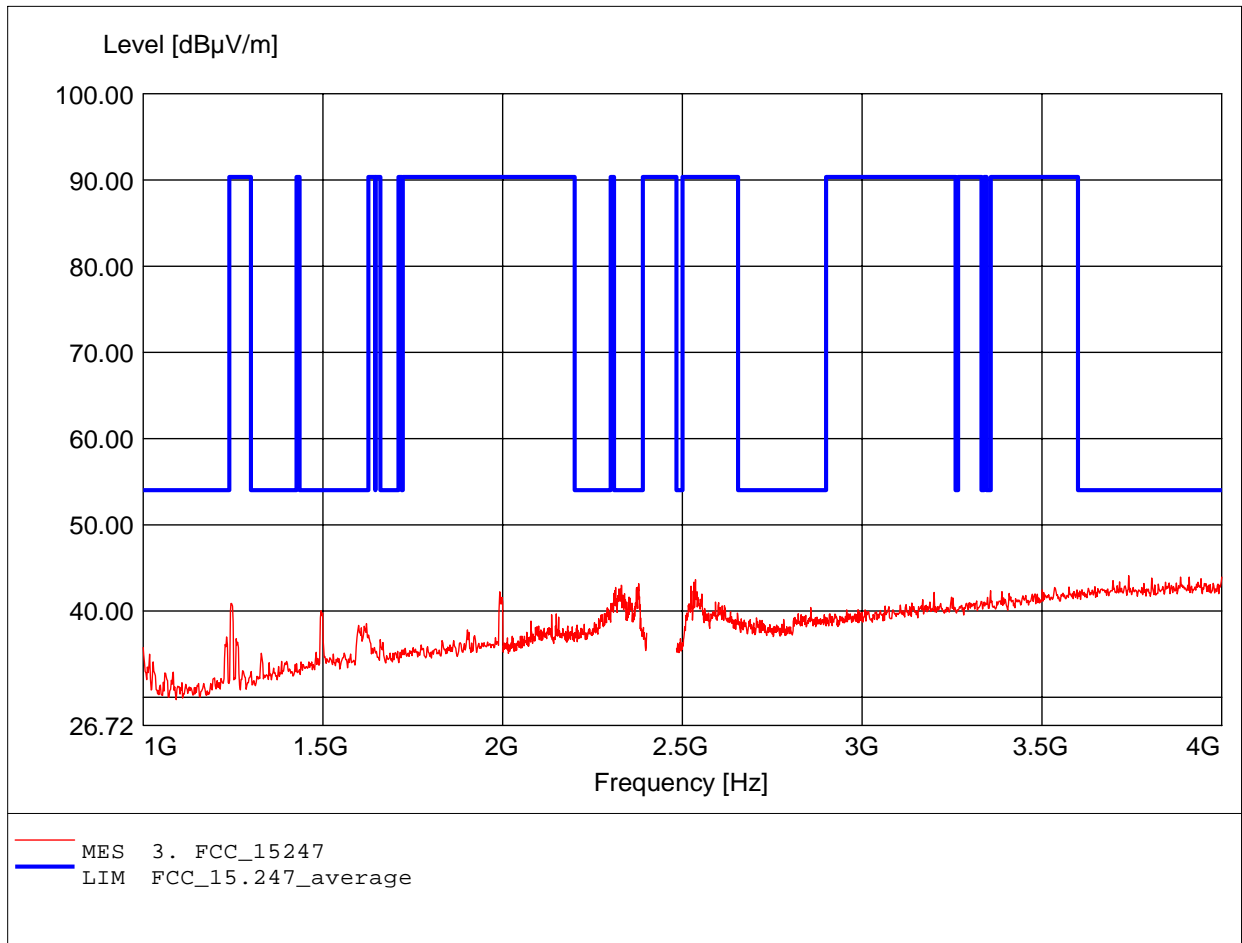
Order Number: W6M20703-7950 802.11n (40M) ch4
Test Site / Operator: ETS / Derek
Temperature: Temp.: 23.9°C
Test Specification: according to §15.247
Comment 1: Ant.: HL 223,
Freq: 653.707MHz, Emax: 38.60dBµV/m, RBW: 100kHz



Spurious emissions Field Strength

FCC RULES PART 15, SUBPART C / LP 0002

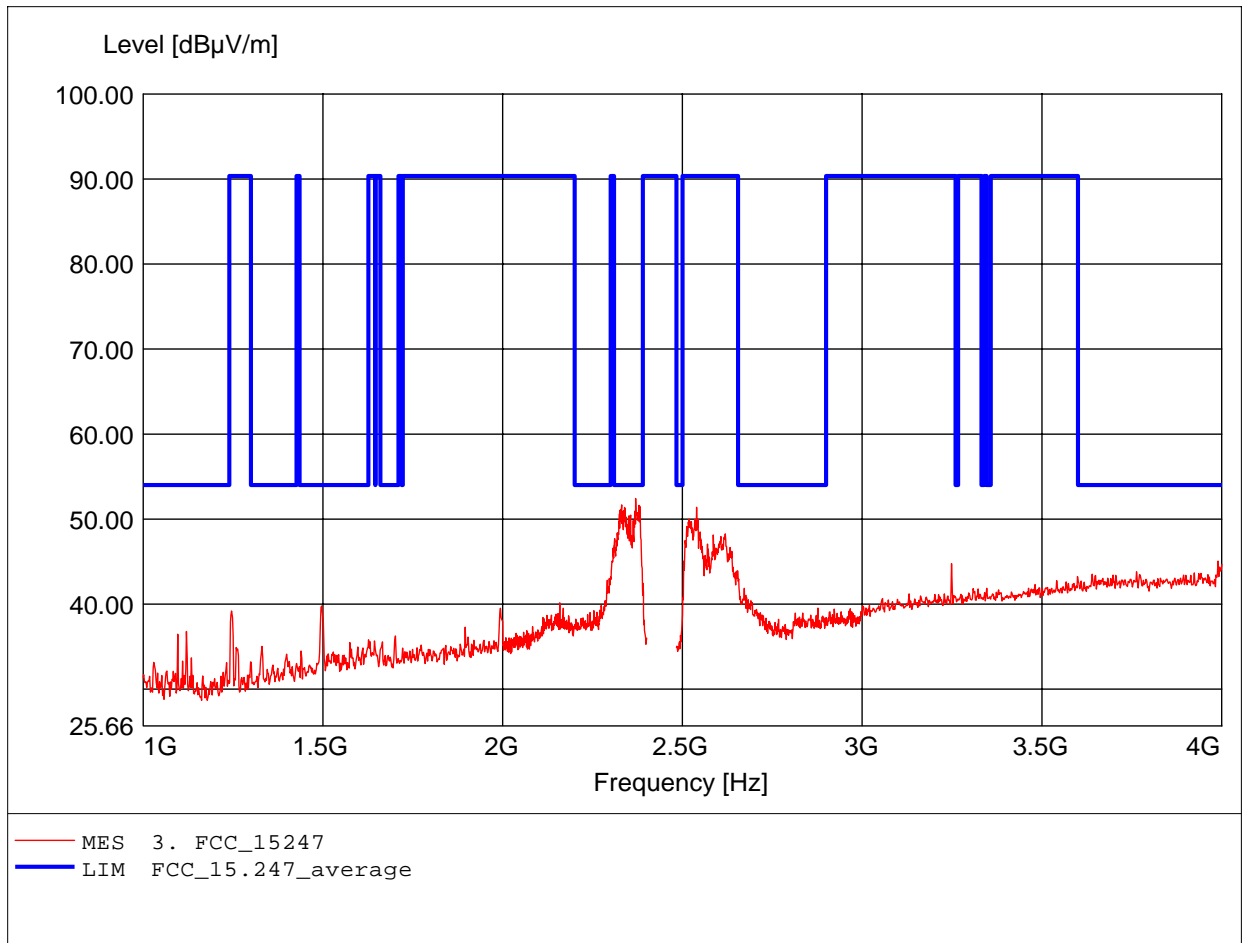
Order Number: W6M20703-7950 802.11n (40M) ch4
Test Site / Operator: ETS / Derek
Temperature: Temp.: 23.9°C
Test Specification: according to §15.247
Comment 1: Ant.: HL025, amplif.
Freq: 3.741GHz, Emax: 44.10dBμV/m, RBW: 1MHz



Spurious emissions Field Strength

FCC RULES PART 15, SUBPART C / LP 0002

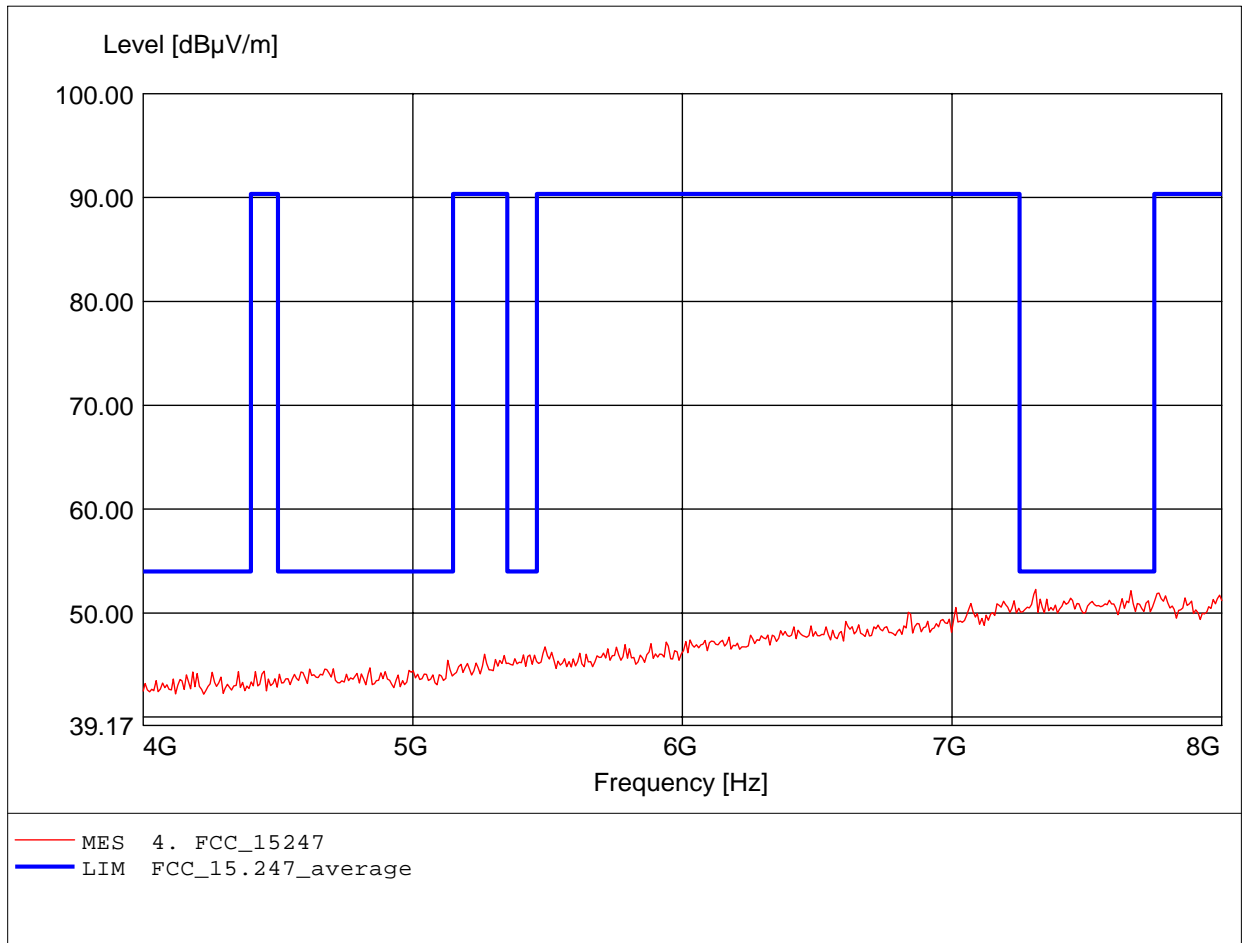
Order Number: W6M20703-7950 802.11n (40M) ch4
Test Site / Operator: ETS / Derek
Temperature: Temp.: 23.9°C
Test Specification: according to §15.247
Comment 1: Ant.: HL025, amplif.
Freq: 2.370GHz, Emax: 52.44dBµV/m, RBW: 1MHz



Spurious emissions Field Strength

FCC RULES PART 15, SUBPART C / LP 0002

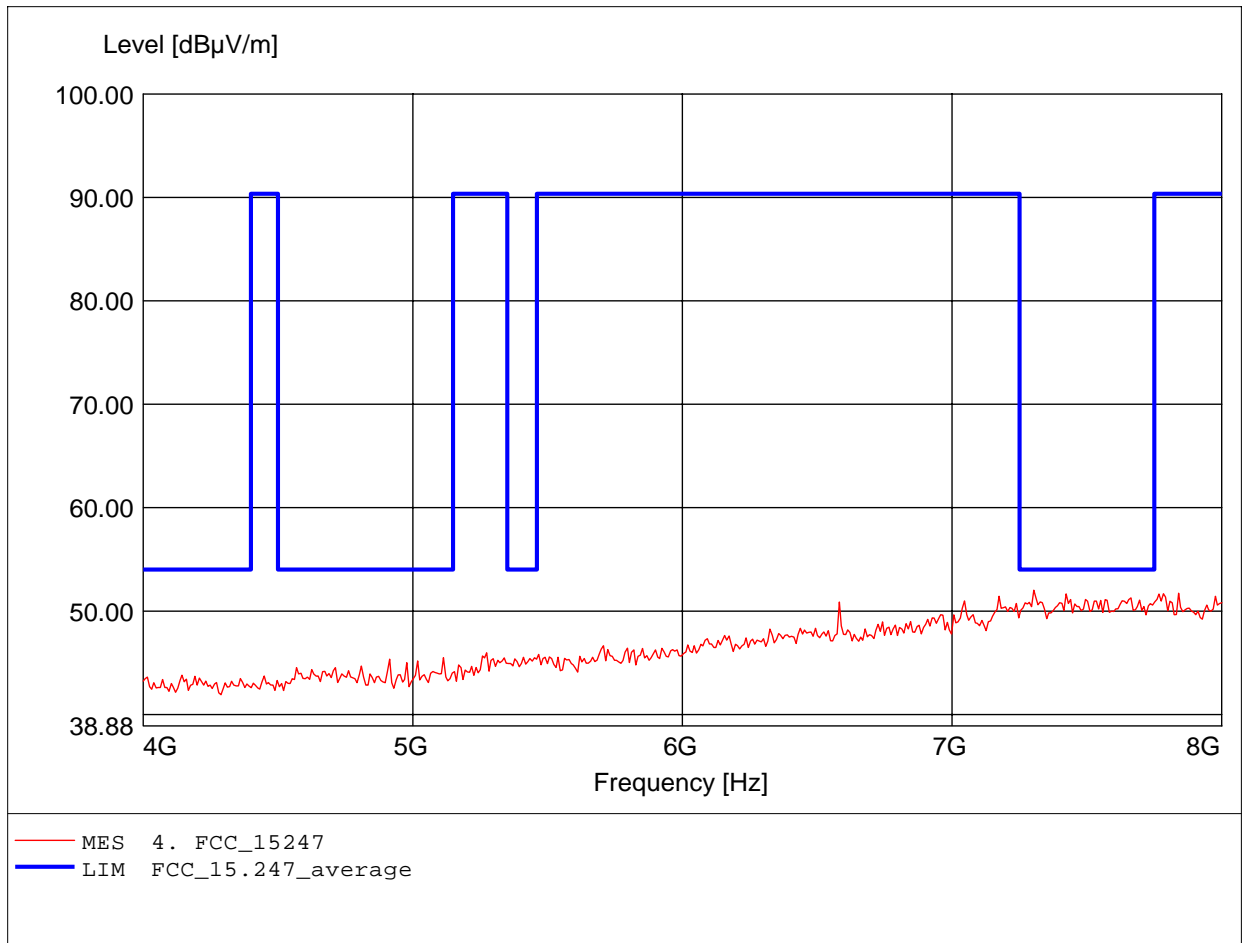
Order Number: W6M20703-7950 802.11n (40M) ch4
Test Site / Operator: ETS / Derek
Temperature: Temp.: 23.9°C
Test Specification: according to §15.247
Comment 1: Ant.: HL025, ampl.+HP.
Freq: 7.311GHz, Emax: 52.27dBµV/m, RBW: 1MHz



Spurious emissions Field Strength

FCC RULES PART 15, SUBPART C / LP 0002

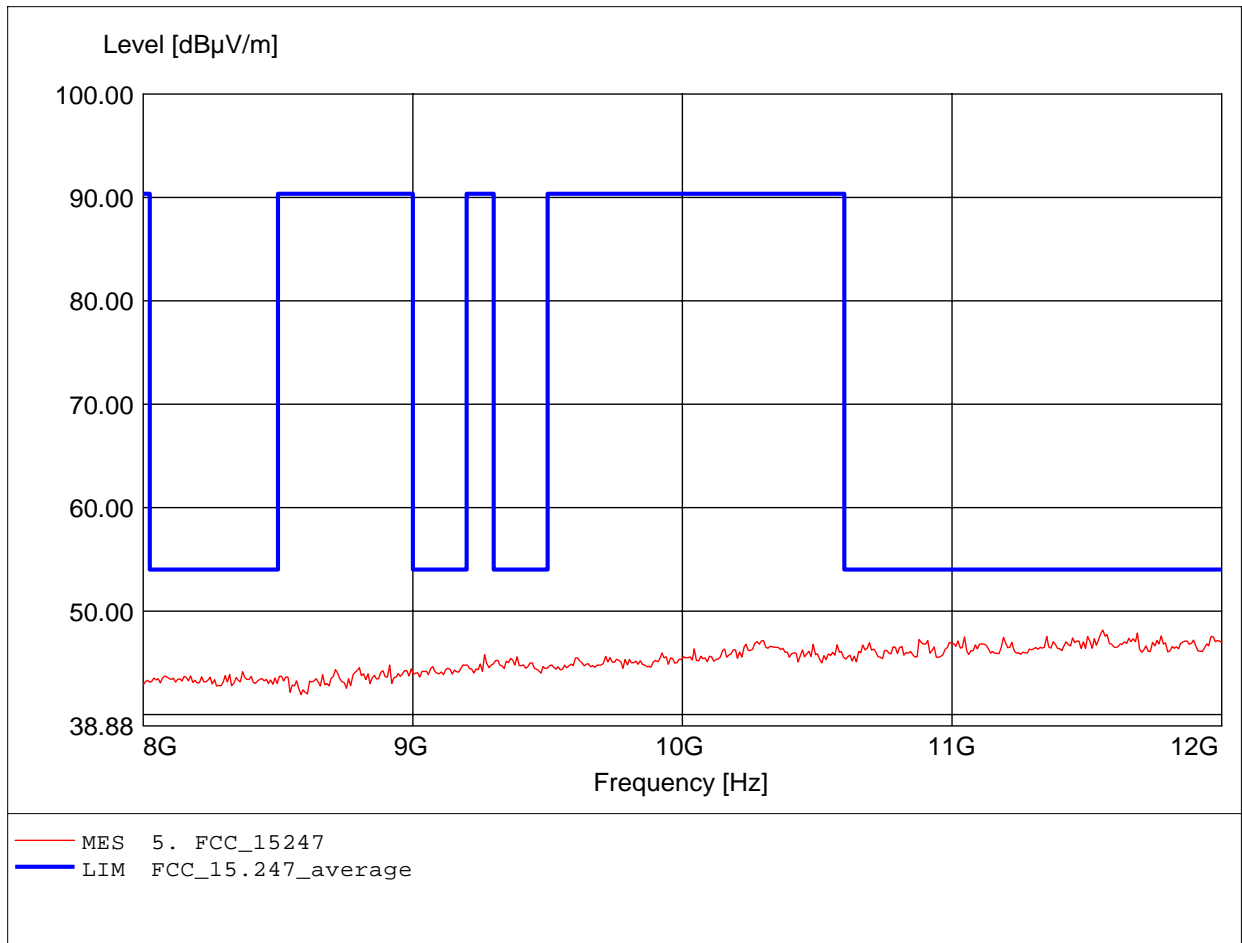
Order Number: W6M20703-7950 802.11n (40M) ch4
Test Site / Operator: ETS / Derek
Temperature: Temp.: 23.9°C
Test Specification: according to §15.247
Comment 1: Ant.: HL025, ampl.+HP.
Freq: 7.303GHz, Emax: 52.01dBμV/m, RBW: 1MHz



Spurious emissions Field Strength

FCC RULES PART 15, SUBPART C / LP 0002

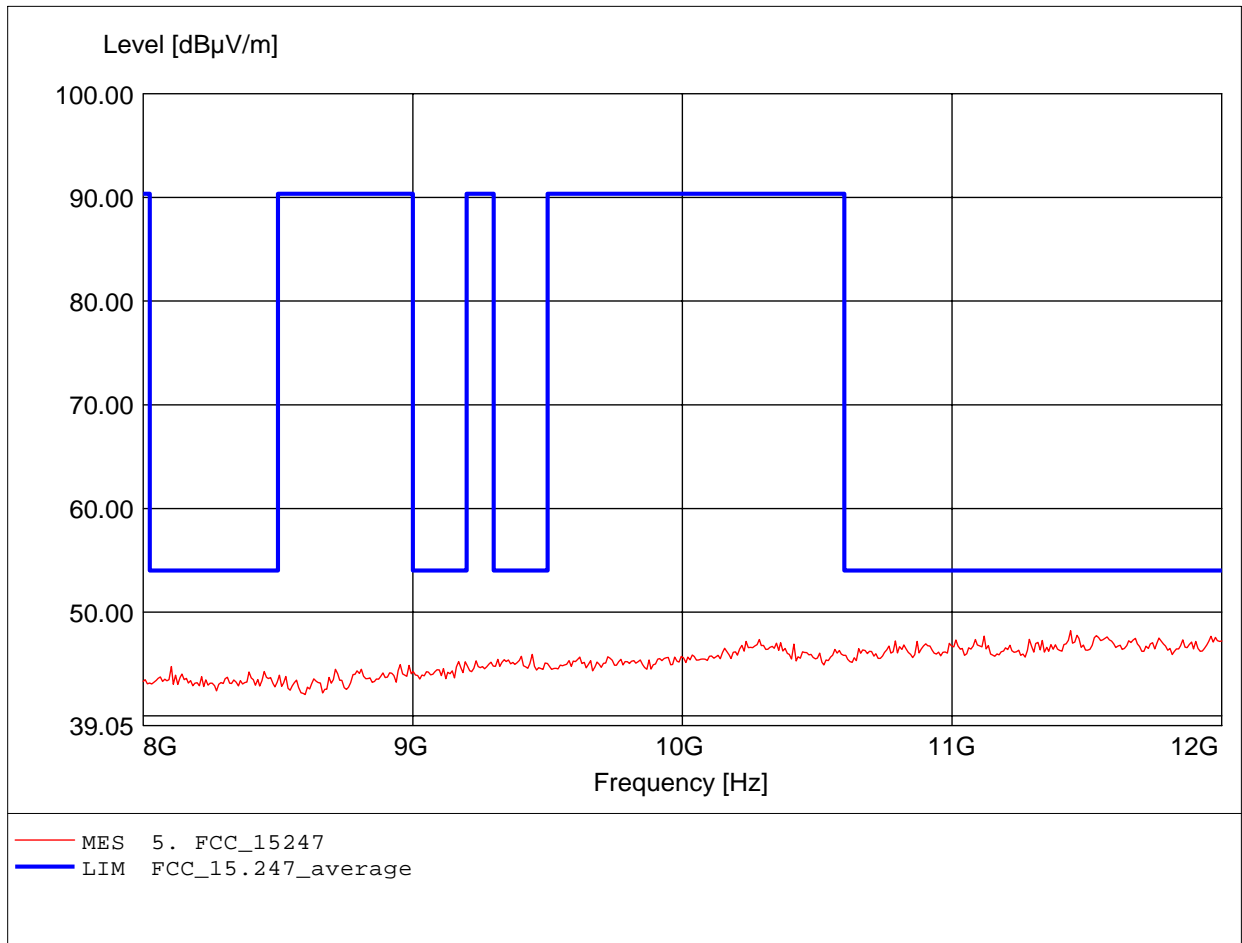
Order Number: W6M20703-7950 802.11n (40M) ch4
Test Site / Operator: ETS / Derek
Temperature: Temp.: 23.9°C
Test Specification: according to §15.247
Comment 1: Ant.: HL025, ampl.+HP.
Freq: 11.559GHz, Emax: 48.16dBµV/m, RBW: 1MHz



Spurious emissions Field Strength

FCC RULES PART 15, SUBPART C / LP 0002

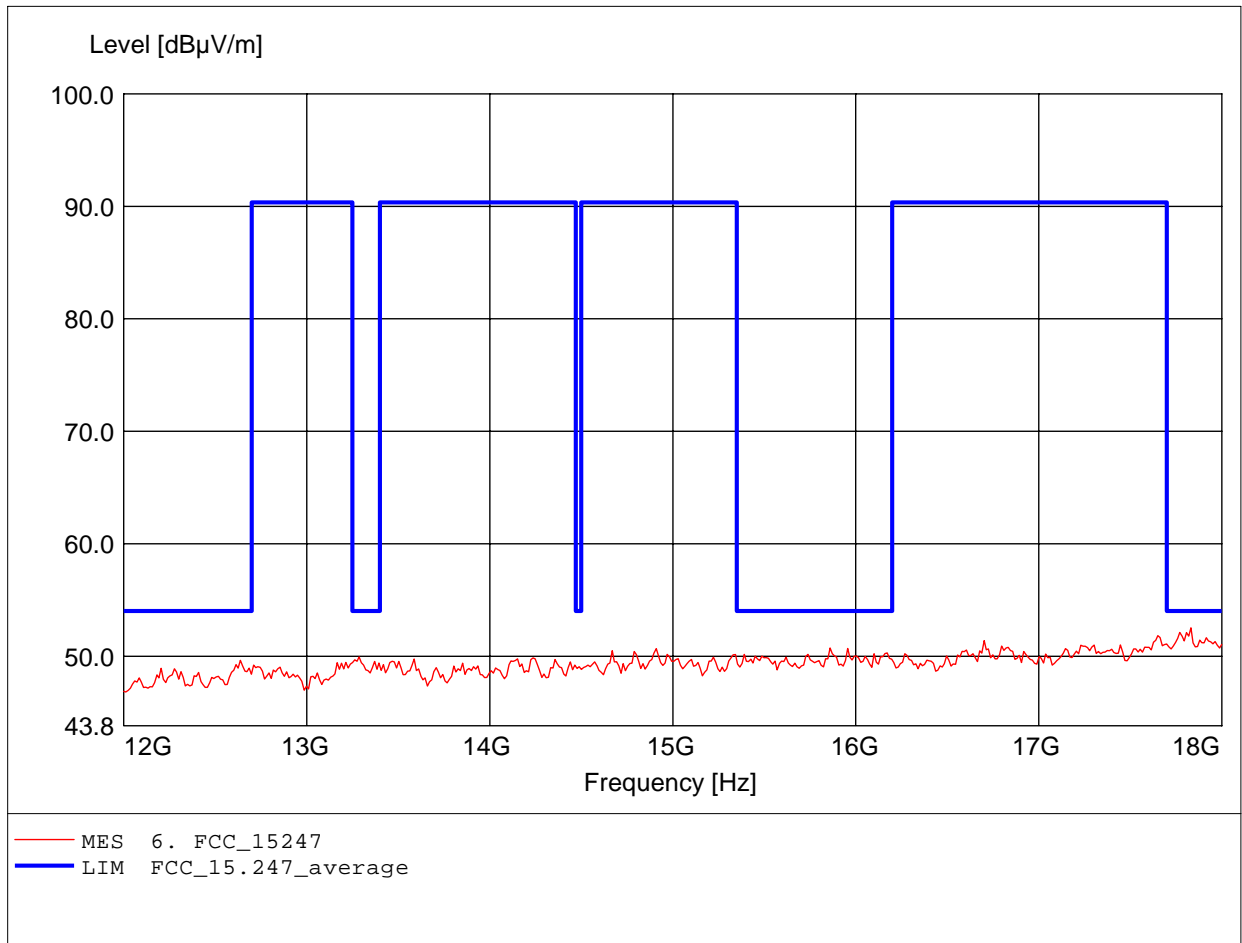
Order Number: W6M20703-7950 802.11n (40M) ch4
Test Site / Operator: ETS / Derek
Temperature: Temp.: 23.9°C
Test Specification: according to §15.247
Comment 1: Ant.: HL025, ampl.+HP.
Freq: 11.439GHz, Emax: 48.21dBµV/m, RBW: 1MHz



Spurious emissions Field Strength

FCC RULES PART 15, SUBPART C / LP 0002

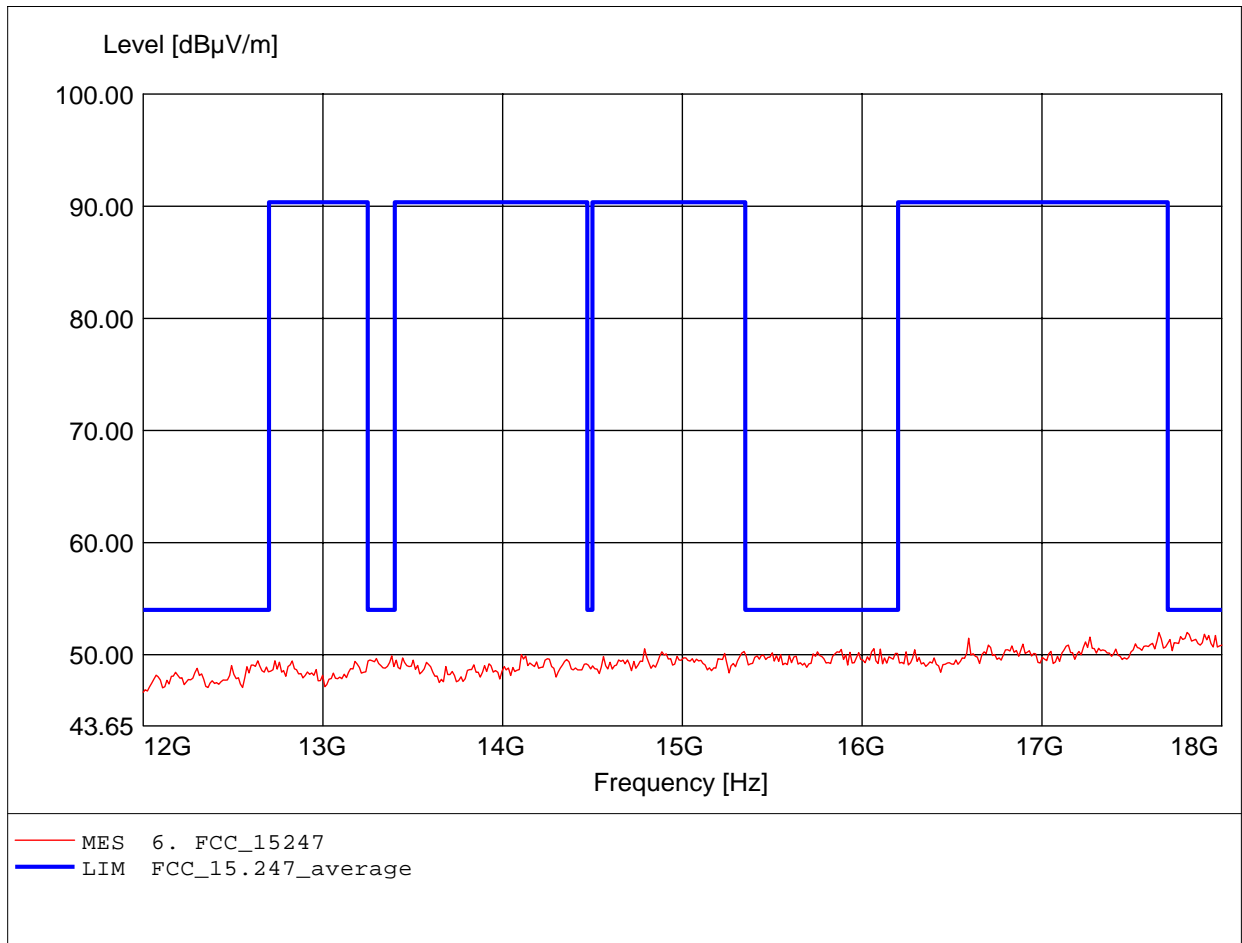
Order Number: W6M20703-7950 802.11n (40M) ch4
Test Site / Operator: ETS / Derek
Temperature: Temp.: 23.9°C
Test Specification: according to §15.247
Comment 1: Ant.: HL025, ampl.+HP.
Freq: 17.832GHz, Emax: 52.53dBμV/m, RBW: 1MHz



Spurious emissions Field Strength

FCC RULES PART 15, SUBPART C / LP 0002

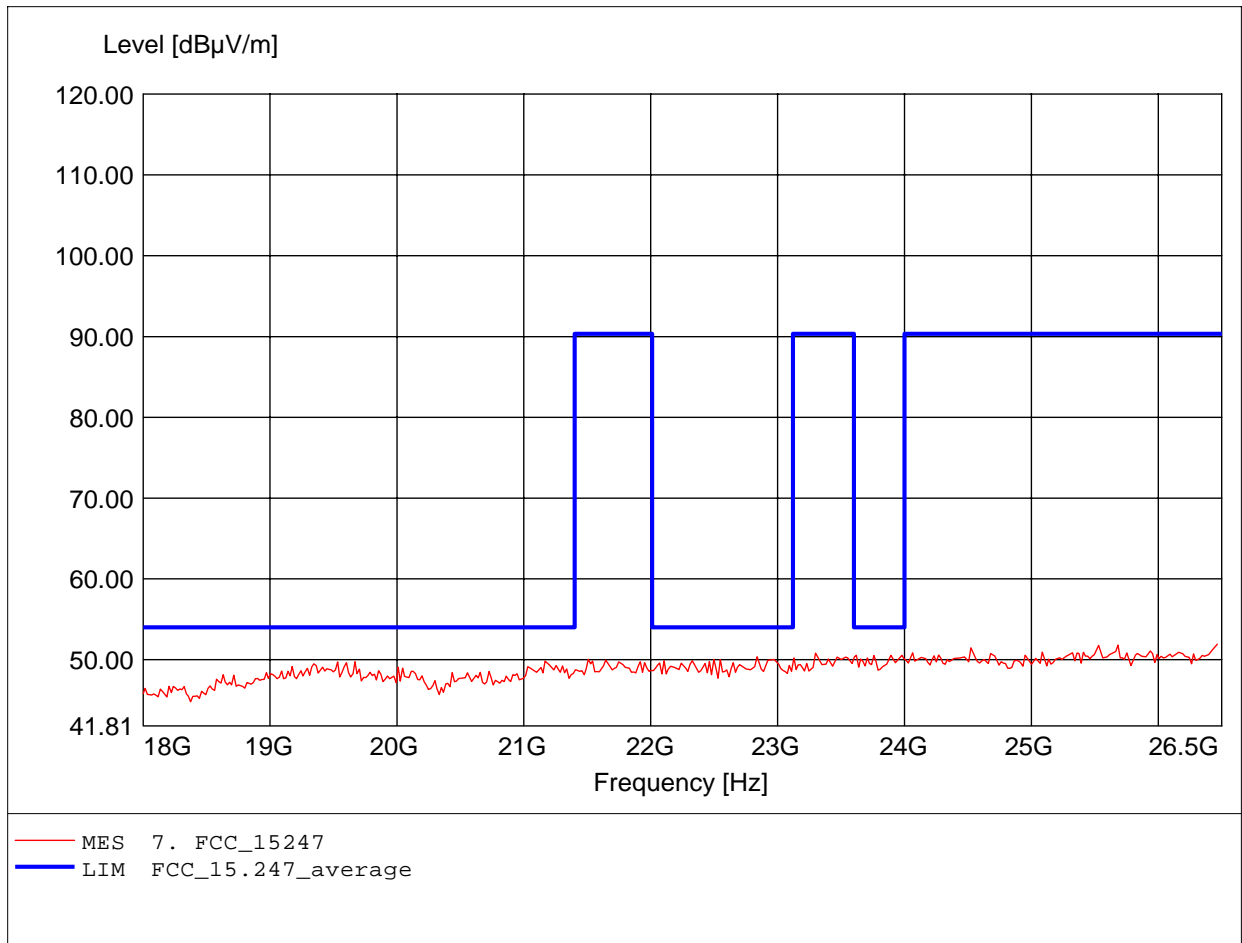
Order Number: W6M20703-7950 802.11n (40M) ch4
Test Site / Operator: ETS / Derek
Temperature: Temp.: 23.9°C
Test Specification: according to §15.247
Comment 1: Ant.: HL025, ampl.+HP.
Freq: 17.808GHz, Emax: 51.99dBµV/m, RBW: 1MHz



Spurious emissions Field Strength

FCC RULES PART 15, SUBPART C / LP 0002

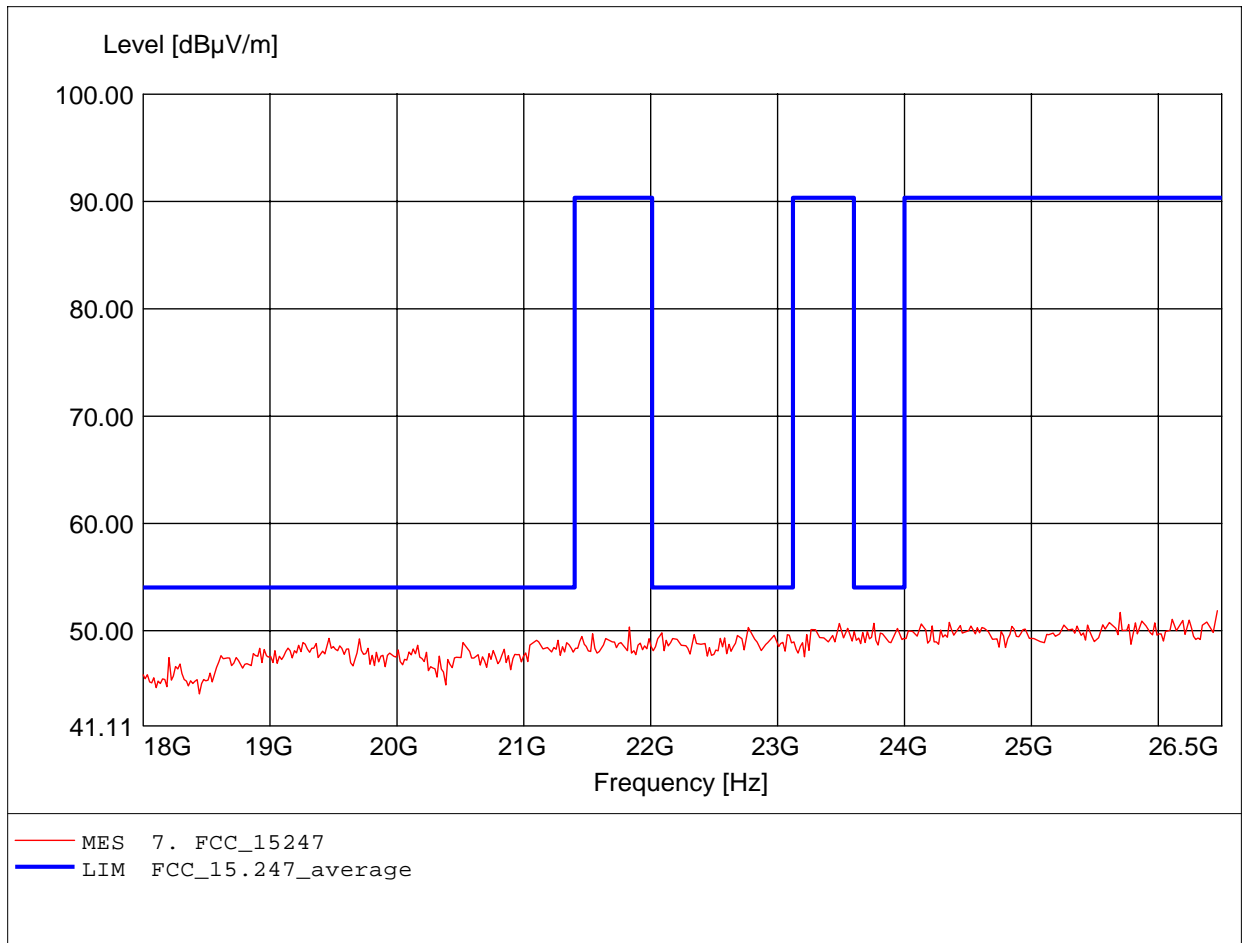
Order Number: W6M20703-7950 802.11n (40M) ch4
Test Site / Operator: ETS / Derek
Temperature: Temp.: 23.9°C
Test Specification: according to §15.247
Comment 1: Ant.: HL025, amplif.
Freq: 26.466GHz, Emax: 51.95dBμV/m, RBW: 1MHz



Spurious emissions Field Strength

FCC RULES PART 15, SUBPART C / LP 0002

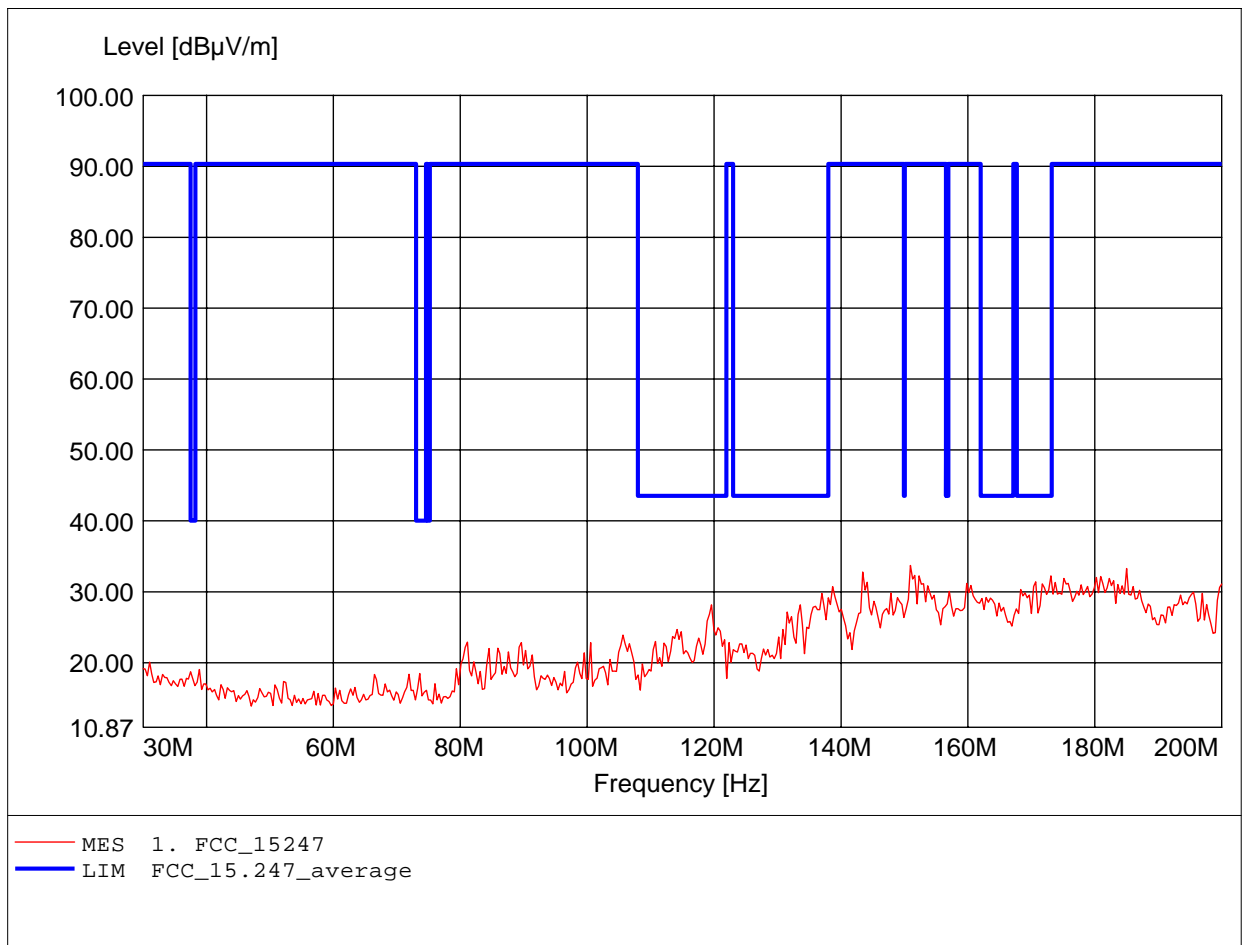
Order Number: W6M20703-7950 802.11n (40M) ch4
Test Site / Operator: ETS / Derek
Temperature: Temp.: 23.9°C
Test Specification: according to §15.247
Comment 1: Ant.: HL025, amplif.
Freq: 26.466GHz, Emax: 51.86dBμV/m, RBW: 1MHz



Spurious emissions Field Strength

FCC RULES PART 15, SUBPART C / LP 0002

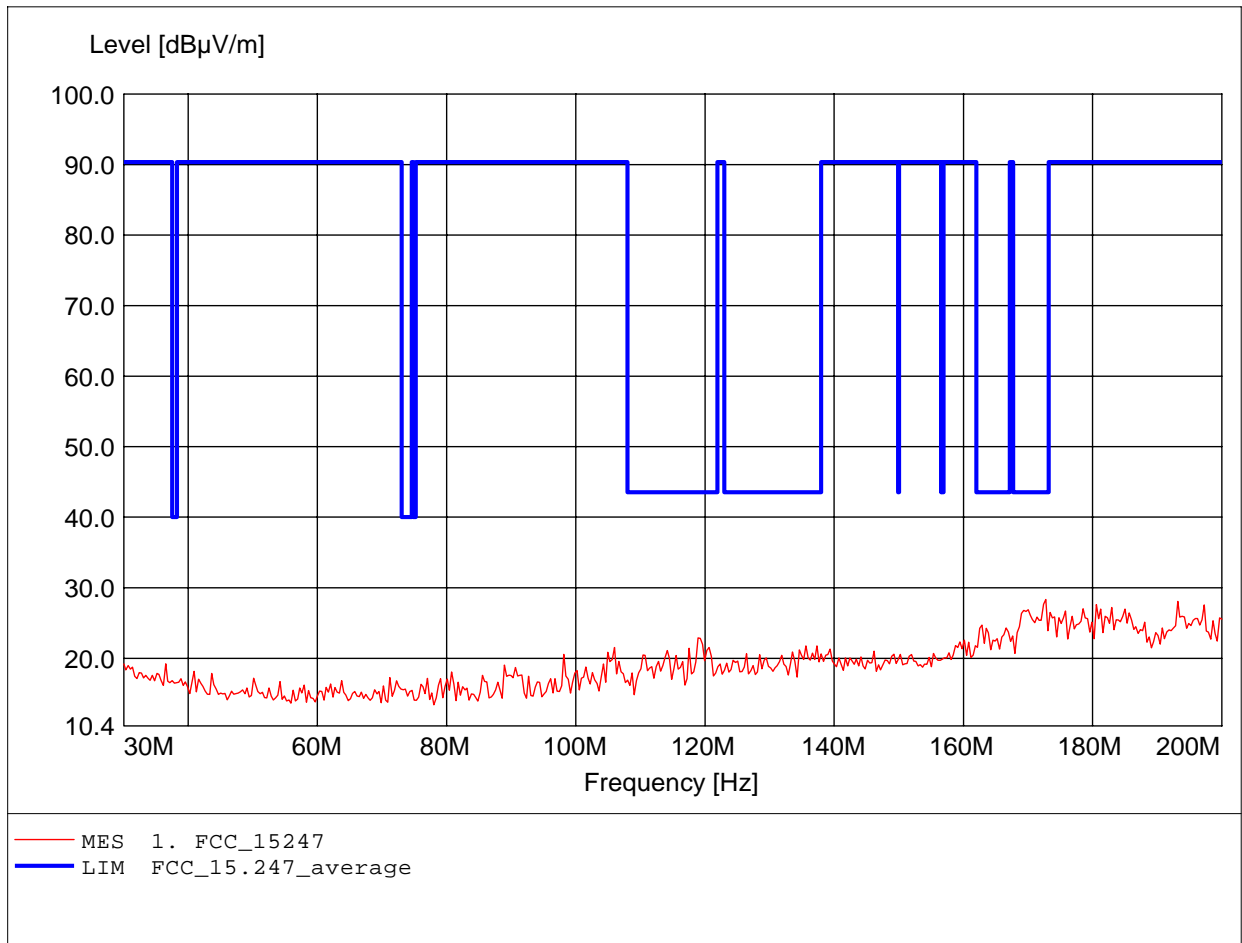
Order Number: W6M20703-7950 802.11n (40M) ch7
Test Site / Operator: ETS / Derek
Temperature: Temp.: 23.9°C
Test Specification: according to §15.247
Comment 1: Ant.: HK 116
Freq: 150.942MHz, Emax: 33.75dBµV/m, RBW: 100kHz



Spurious emissions Field Strength

FCC RULES PART 15, SUBPART C / LP 0002

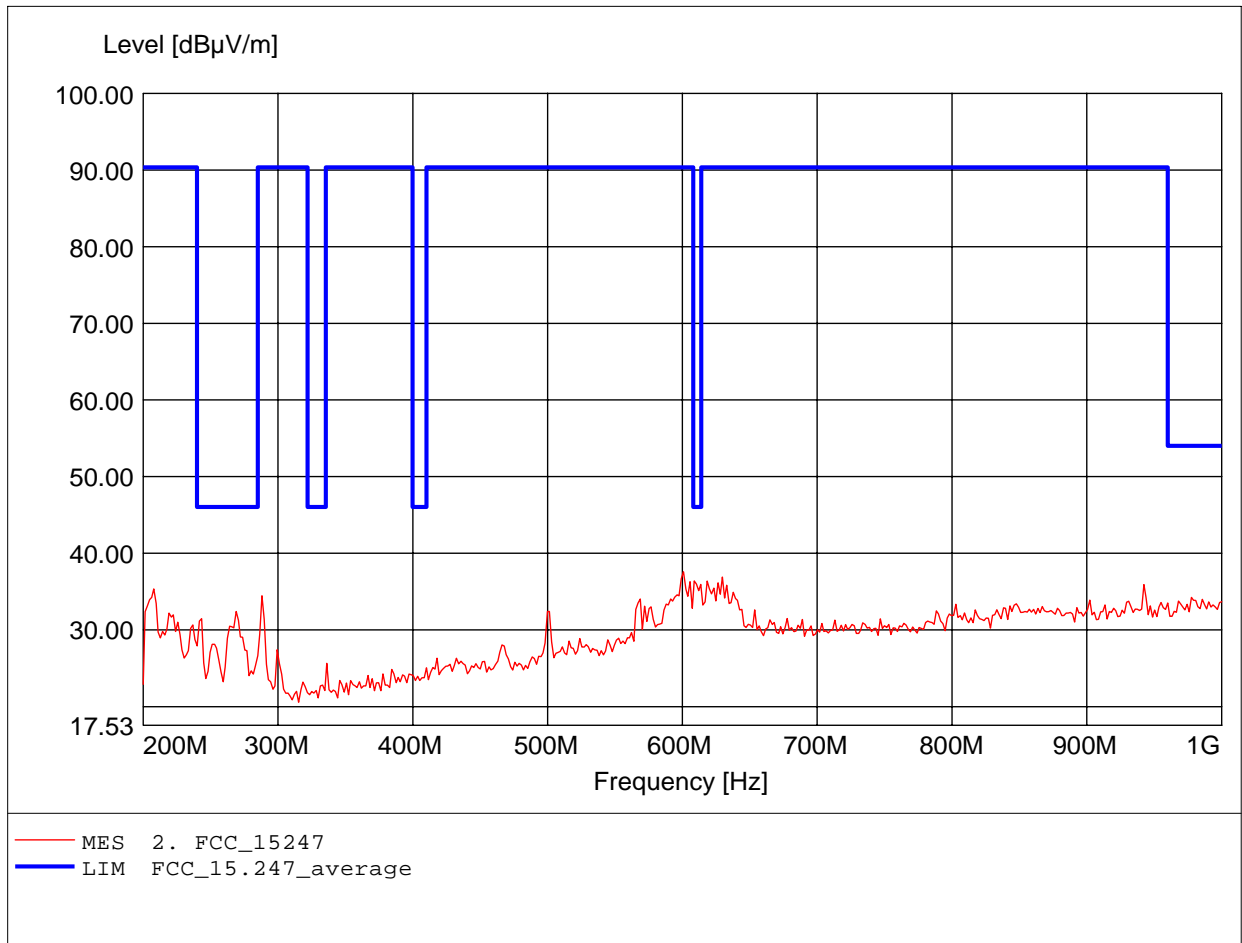
Order Number: W6M20703-7950 802.11n (40M) ch7
Test Site / Operator: ETS / Derek
Temperature: Temp.: 23.9°C
Test Specification: according to §15.247
Comment 1: Ant.: HK 116
Freq: 172.745MHz, Emax: 28.33dBµV/m, RBW: 100kHz



Spurious emissions Field Strength

FCC RULES PART 15, SUBPART C / LP 0002

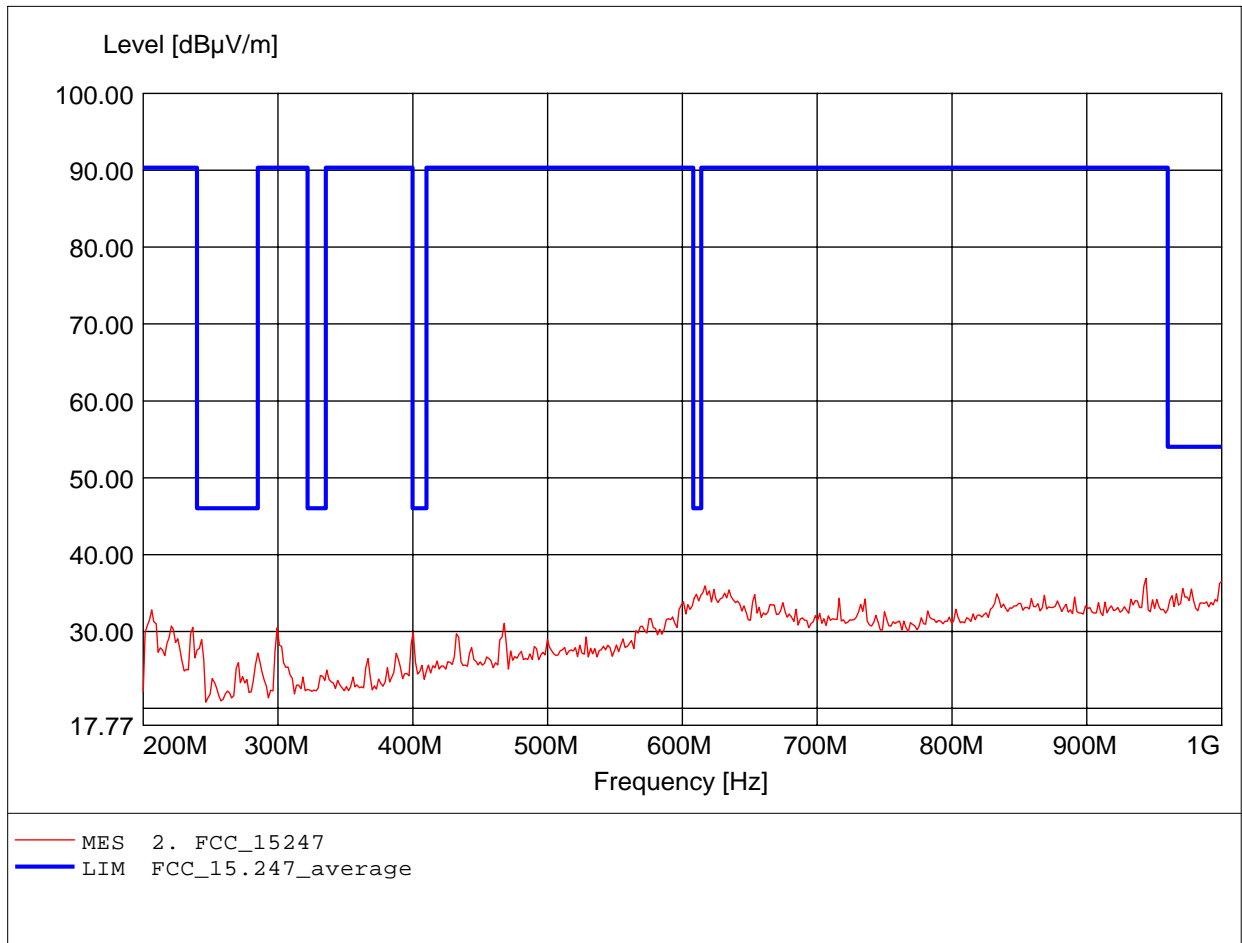
Order Number: W6M20703-7950 802.11n (40M) ch7
Test Site / Operator: ETS / Derek
Temperature: Temp.: 23.9°C
Test Specification: according to §15.247
Comment 1: Ant.: HL 223,
Freq: 600.802MHz, Emax: 37.58dBμV/m, RBW: 100kHz



Spurious emissions Field Strength

FCC RULES PART 15, SUBPART C / LP 0002

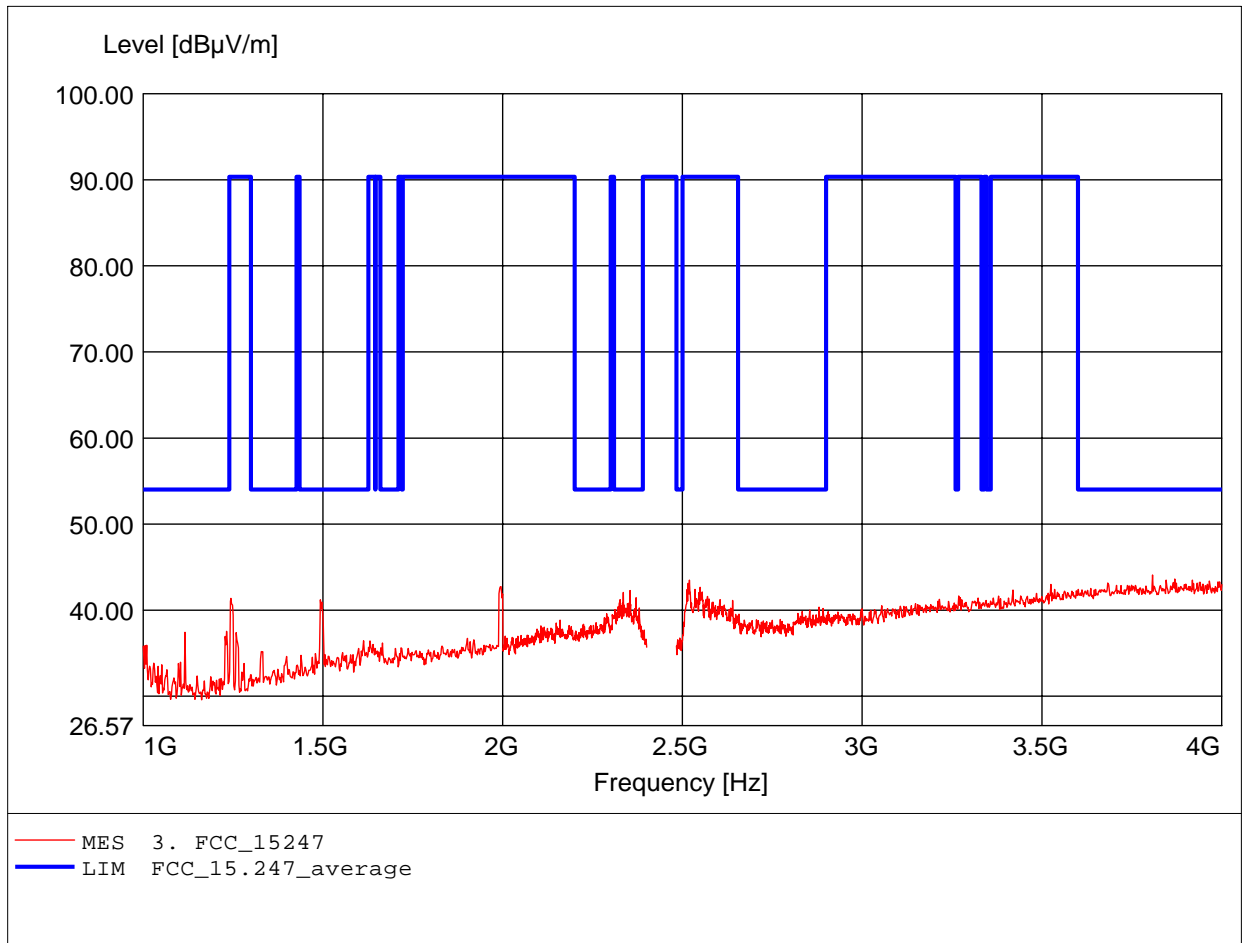
Order Number: W6M20703-7950 802.11n (40M) ch7
Test Site / Operator: ETS / Derek
Temperature: Temp.: 23.9°C
Test Specification: according to §15.247
Comment 1: Ant.: HL 223,
Freq: 943.888MHz, Emax: 36.94dBµV/m, RBW: 100kHz



Spurious emissions Field Strength

FCC RULES PART 15, SUBPART C / LP 0002

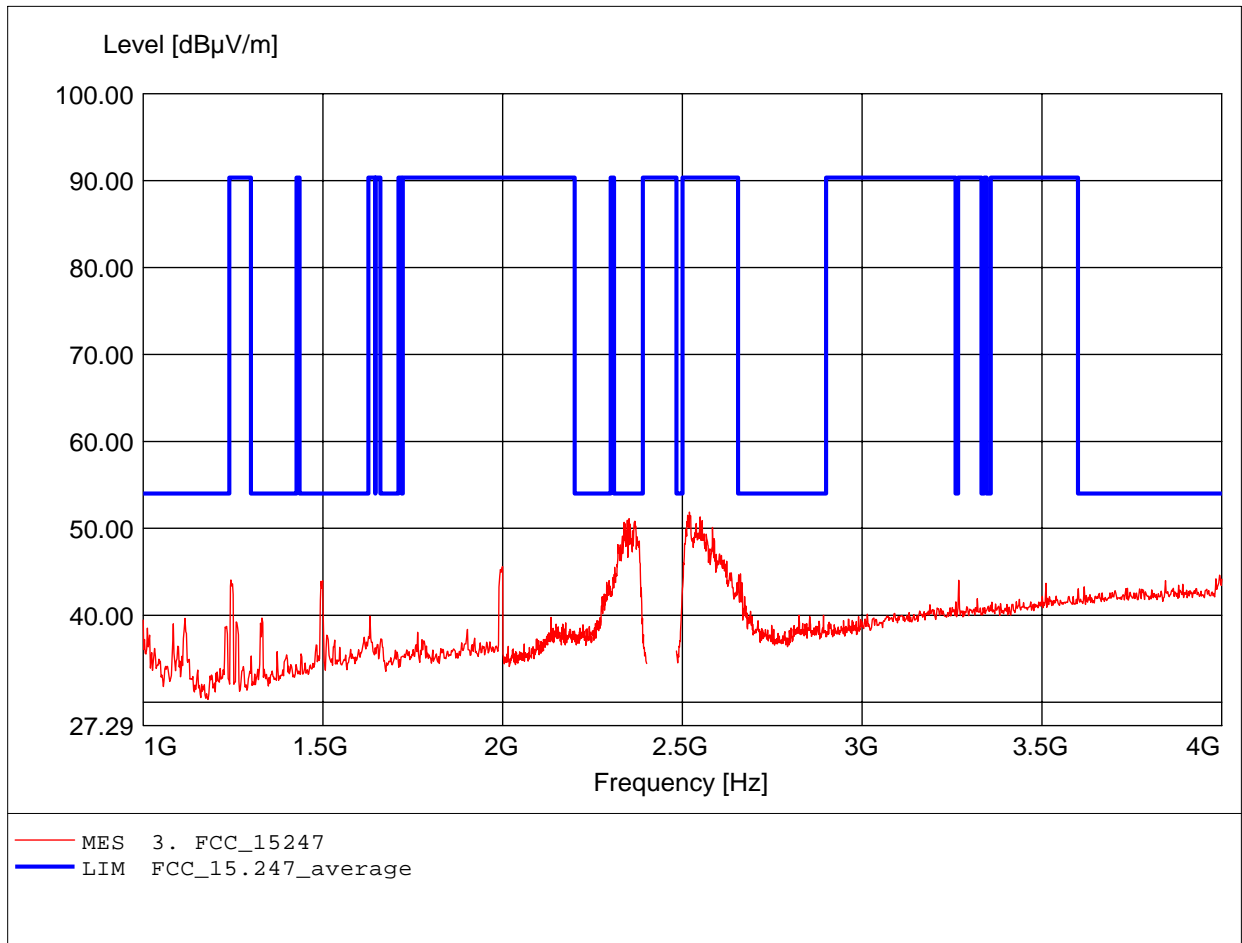
Order Number: W6M20703-7950 802.11n (40M) ch7
Test Site / Operator: ETS / Derek
Temperature: Temp.: 23.9°C
Test Specification: according to §15.247
Comment 1: Ant.: HL025, amplif.
Freq: 3.808GHz, Emax: 44.08dBμV/m, RBW: 1MHz



Spurious emissions Field Strength

FCC RULES PART 15, SUBPART C / LP 0002

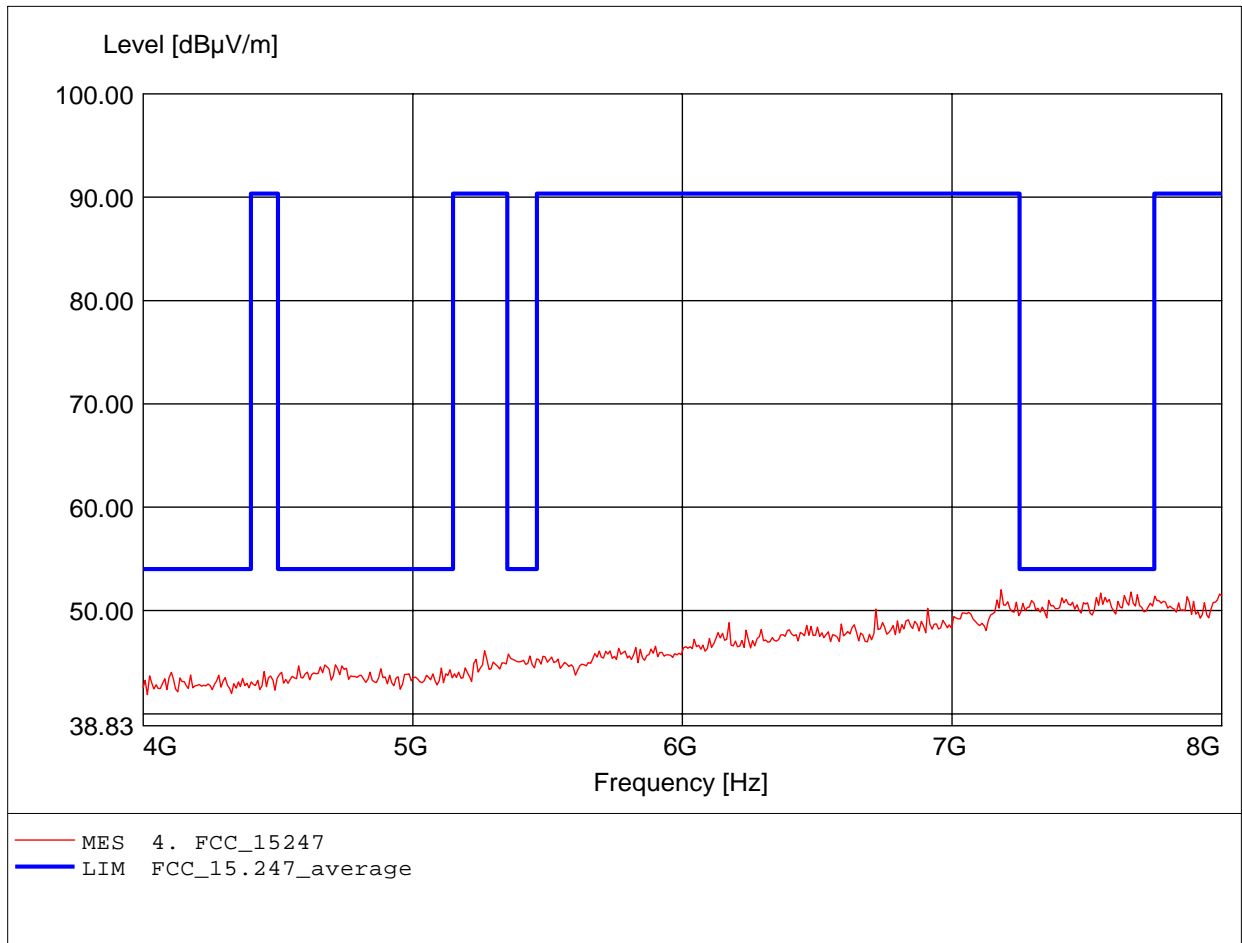
Order Number: W6M20703-7950 802.11n (40M) ch7
Test Site / Operator: ETS / Derek
Temperature: Temp.: 23.9°C
Test Specification: according to §15.247
Comment 1: Ant.: HL025, amplif.
Freq: 2.520GHz, Emax: 51.87dBµV/m, RBW: 1MHz



Spurious emissions Field Strength

FCC RULES PART 15, SUBPART C / LP 0002

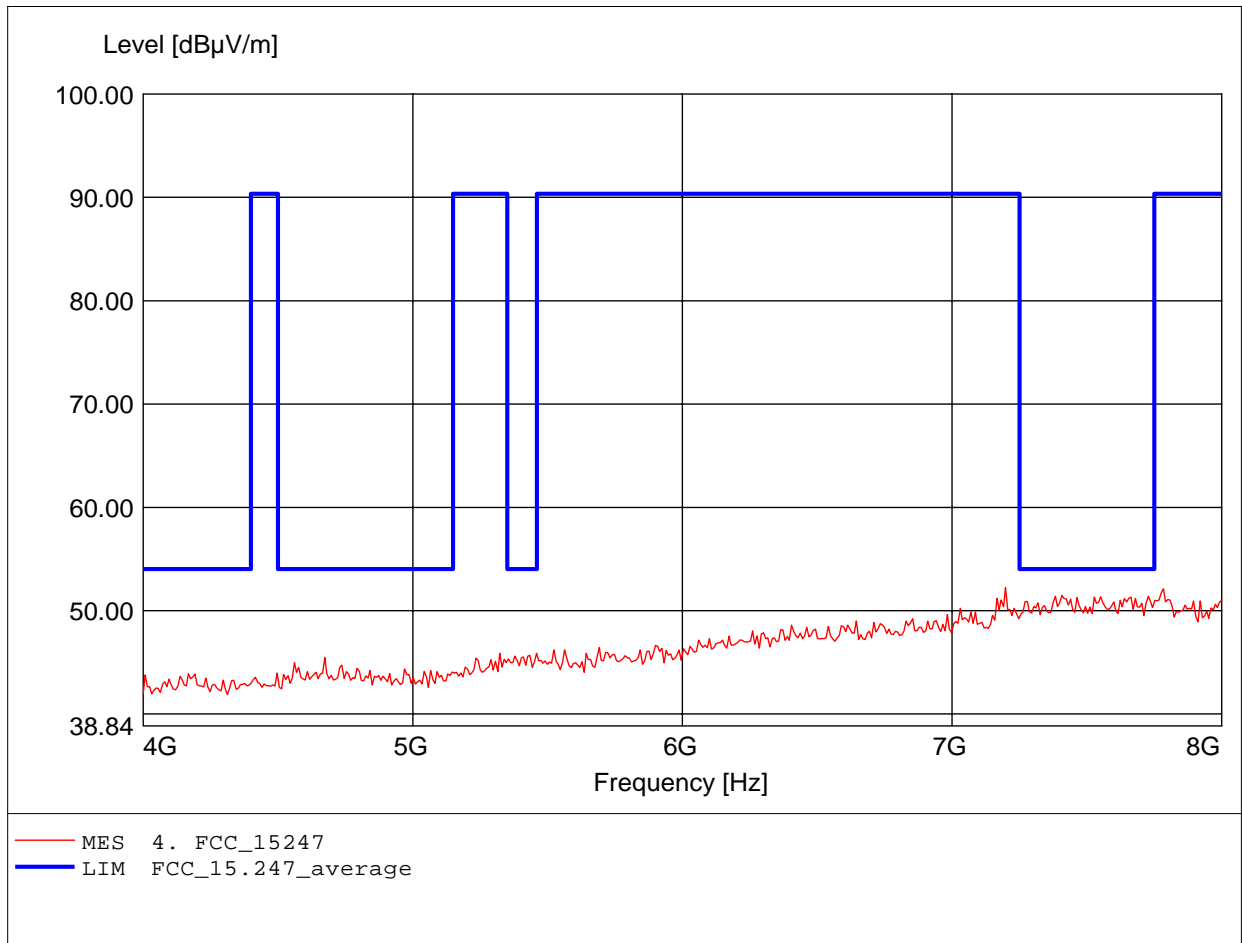
Order Number: W6M20703-7950 802.11n (40M) ch7
Test Site / Operator: ETS / Derek
Temperature: Temp.: 23.9°C
Test Specification: according to §15.247
Comment 1: Ant.: HL025, ampl.+HP.
Freq: 7.182GHz, Emax: 52.00dBμV/m, RBW: 1MHz



Spurious emissions Field Strength

FCC RULES PART 15, SUBPART C / LP 0002

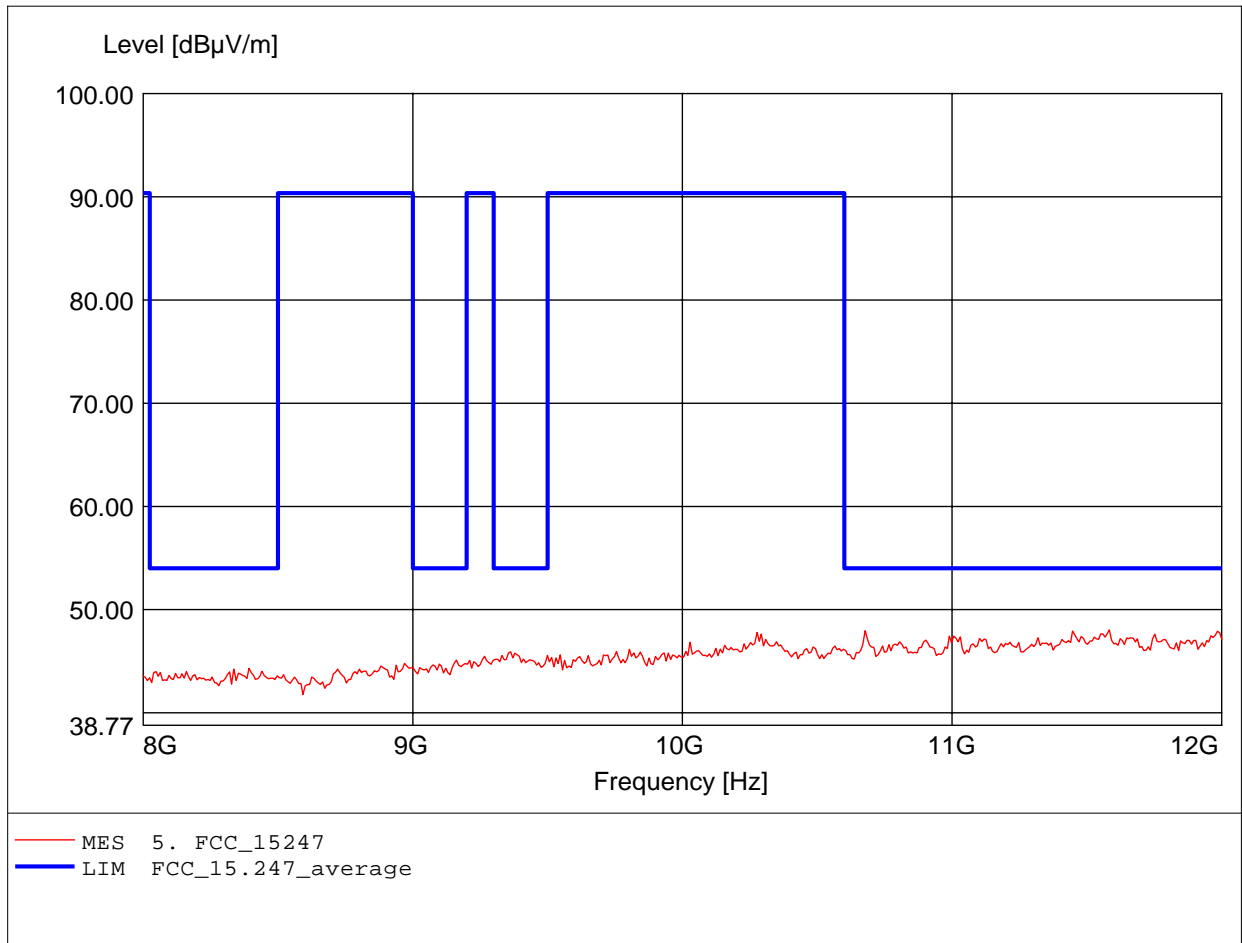
Order Number: W6M20703-7950 802.11n (40M) ch7
Test Site / Operator: ETS / Derek
Temperature: Temp.: 23.9°C
Test Specification: according to §15.247
Comment 1: Ant.: HL025, ampl.+HP.
Freq: 7.198GHz, Emax: 52.21dBµV/m, RBW: 1MHz



Spurious emissions Field Strength

FCC RULES PART 15, SUBPART C / LP 0002

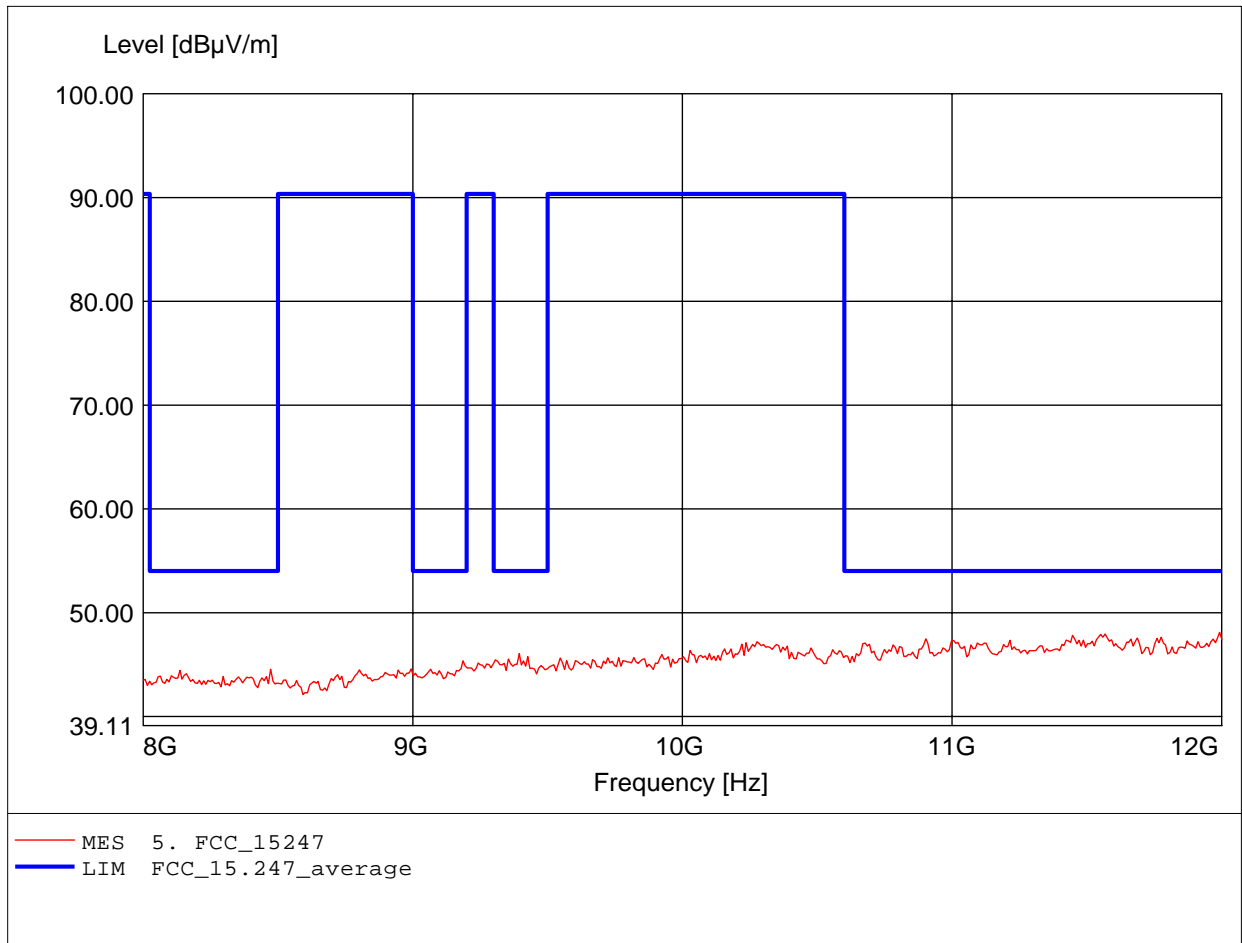
Order Number: W6M20703-7950 802.11n (40M) ch7
Test Site / Operator: ETS / Derek
Temperature: Temp.: 23.9°C
Test Specification: according to §15.247
Comment 1: Ant.: HL025, ampl.+HP.
Freq: 11.583GHz, Emax: 48.05dBµV/m, RBW: 1MHz



Spurious emissions Field Strength

FCC RULES PART 15, SUBPART C / LP 0002

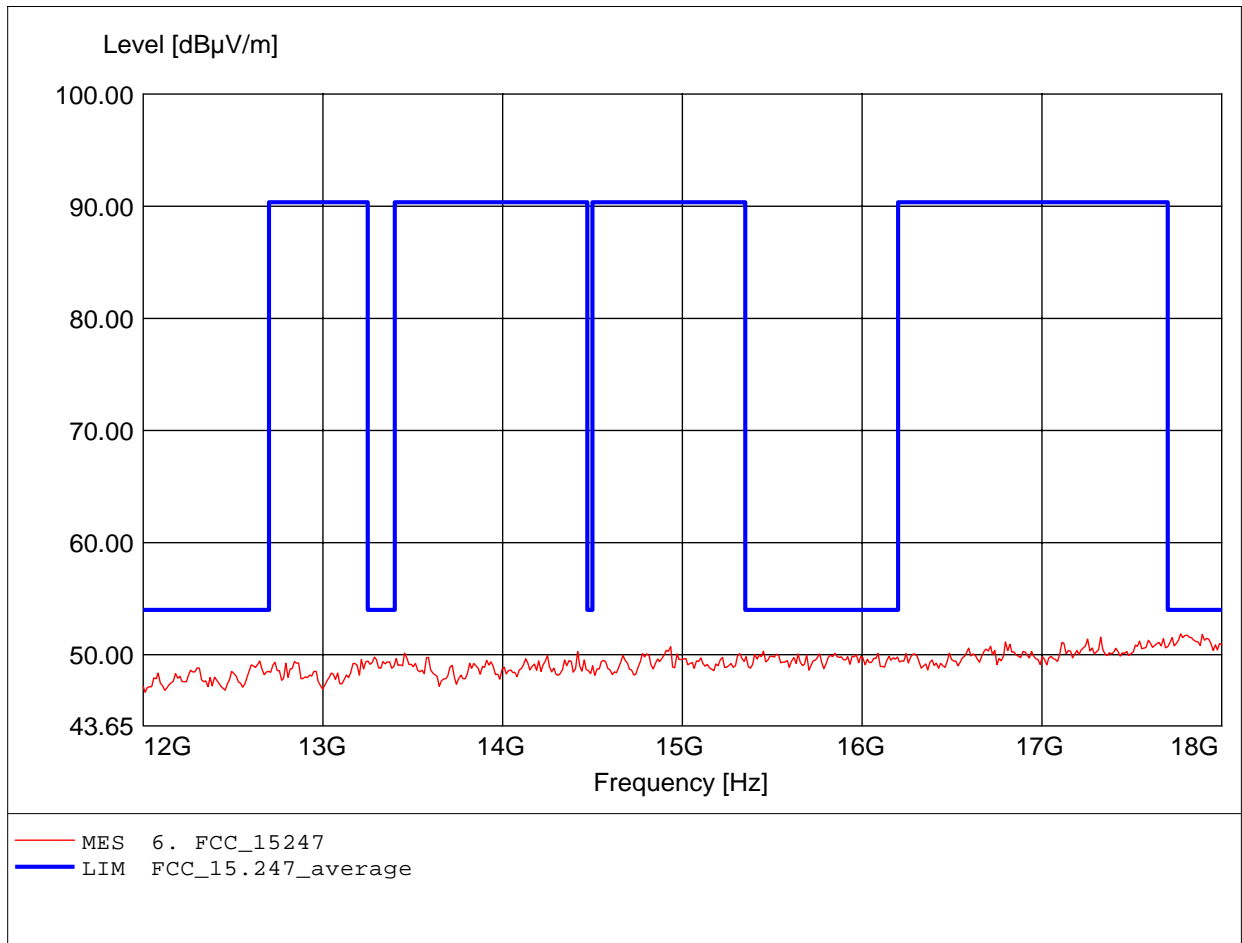
Order Number: W6M20703-7950 802.11n (40M) ch7
Test Site / Operator: ETS / Derek
Temperature: Temp.: 23.9°C
Test Specification: according to §15.247
Comment 1: Ant.: HL025, ampl.+HP.
Freq: 11.992GHz, Emax: 48.12dBµV/m, RBW: 1MHz



Spurious emissions Field Strength

FCC RULES PART 15, SUBPART C / LP 0002

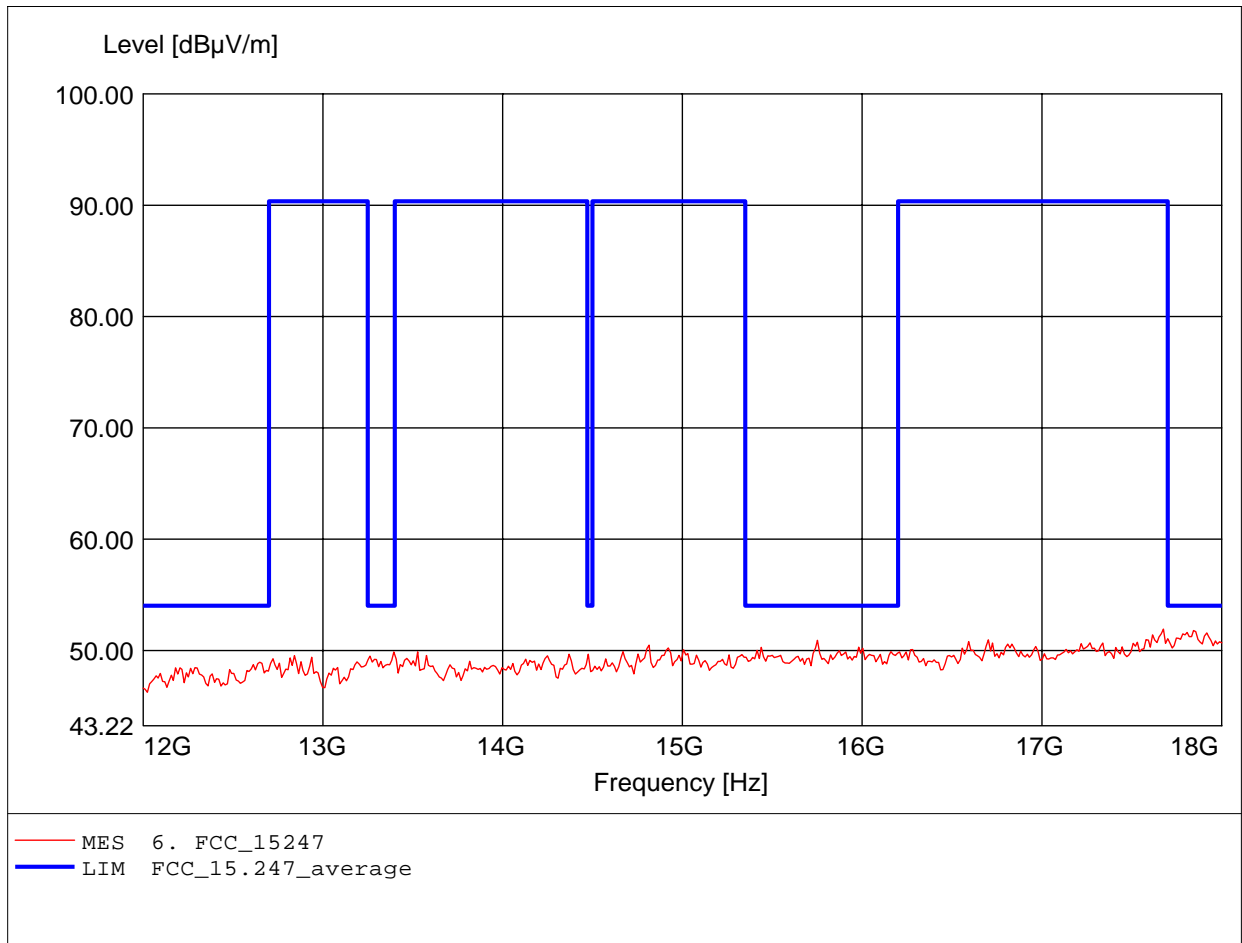
Order Number: W6M20703-7950 802.11n (40M) ch7
Test Site / Operator: ETS / Derek
Temperature: Temp.: 23.9°C
Test Specification: according to §15.247
Comment 1: Ant.: HL025, ampl.+HP.
Freq: 17.772GHz, Emax: 51.88dBµV/m, RBW: 1MHz



Spurious emissions Field Strength

FCC RULES PART 15, SUBPART C / LP 0002

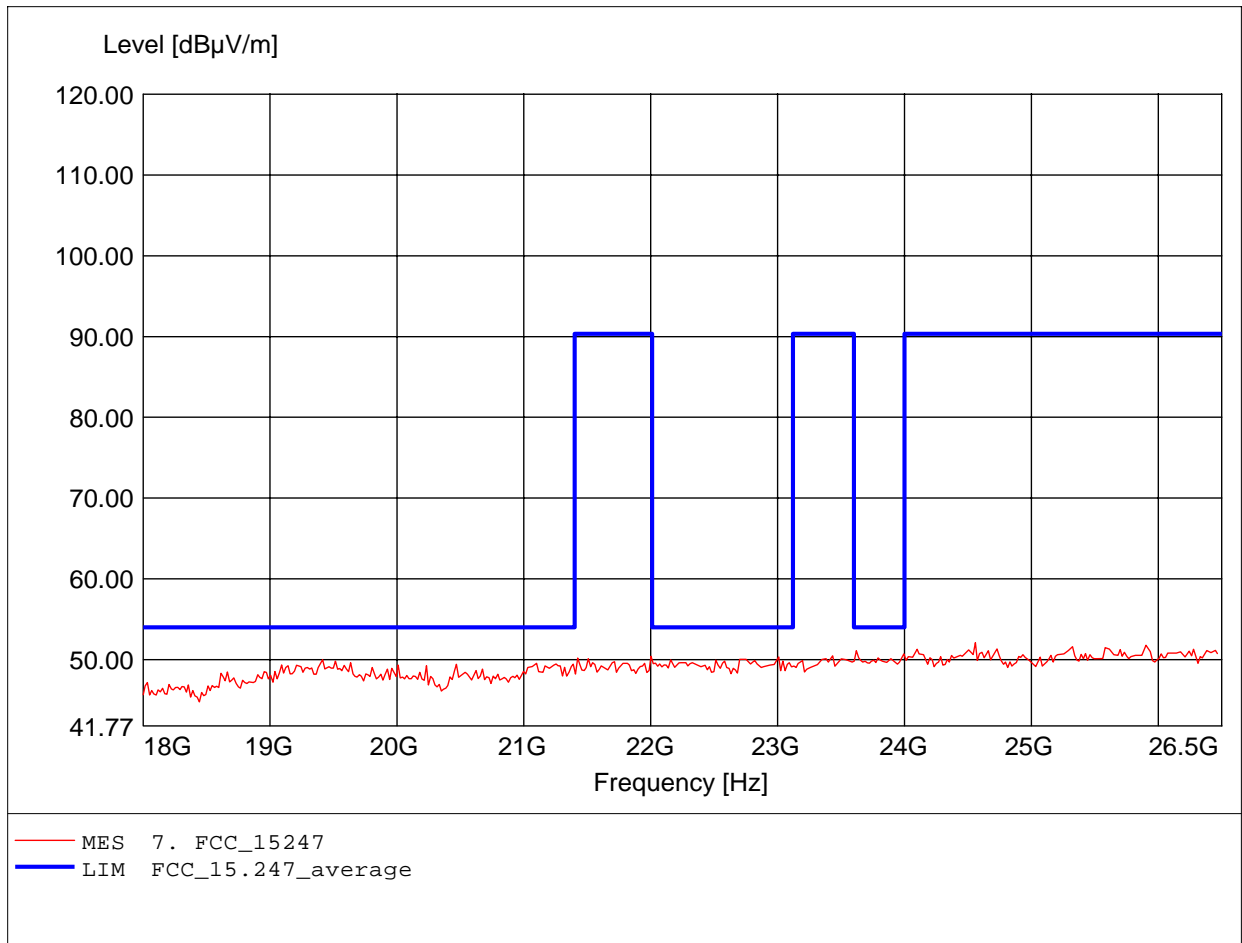
Order Number: W6M20703-7950 802.11n (40M) ch7
Test Site / Operator: ETS / Derek
Temperature: Temp.: 23.9°C
Test Specification: according to §15.247
Comment 1: Ant.: HL025, ampl.+HP.
Freq: 17.675GHz, Emax: 51.90dBμV/m, RBW: 1MHz



Spurious emissions Field Strength

FCC RULES PART 15, SUBPART C / LP 0002

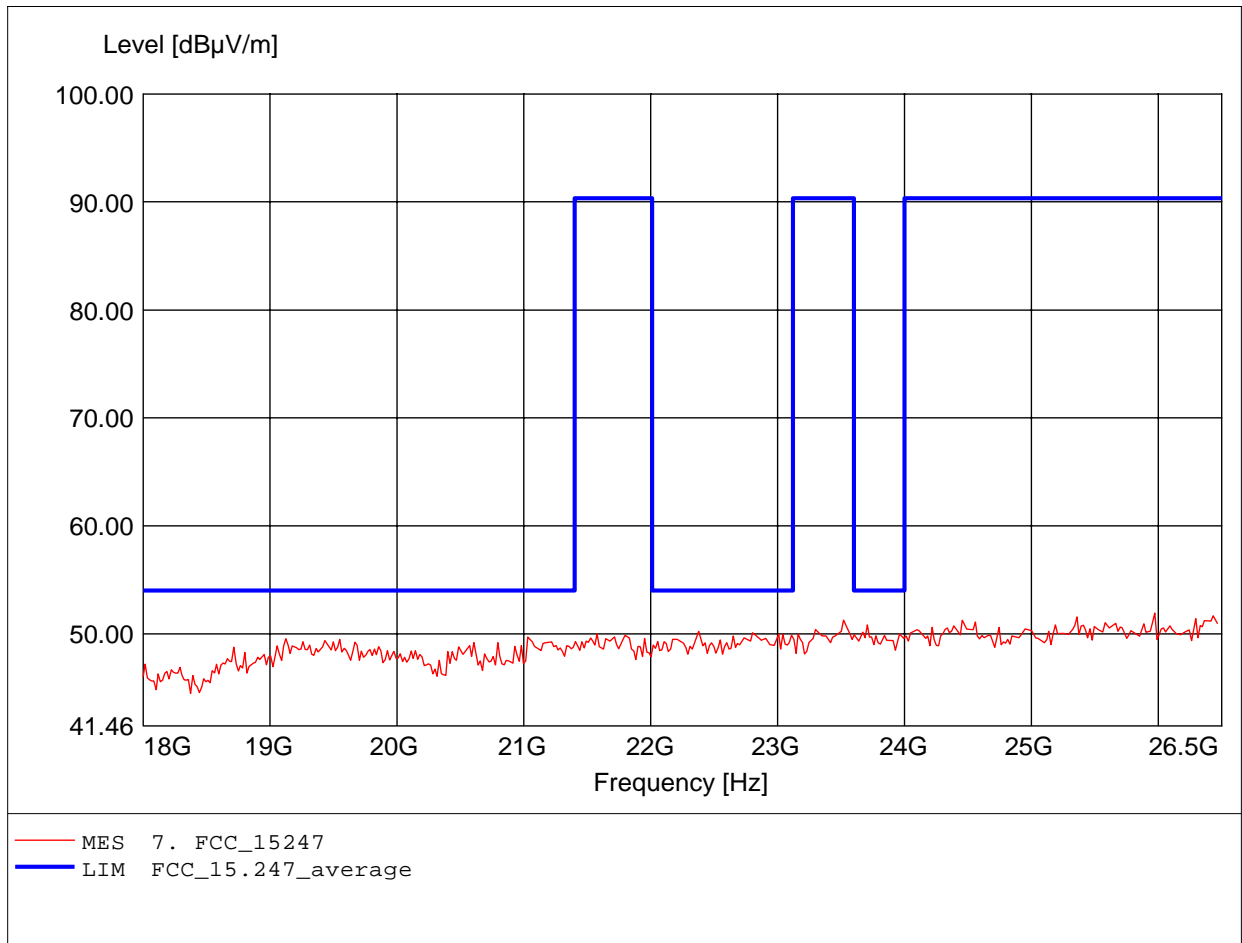
Order Number: W6M20703-7950 802.11n (40M) ch7
Test Site / Operator: ETS / Derek
Temperature: Temp.: 23.9°C
Test Specification: according to §15.247
Comment 1: Ant.: HL025, amplif.
Freq: 24.558GHz, Emax: 52.10dBμV/m, RBW: 1MHz



Spurious emissions Field Strength

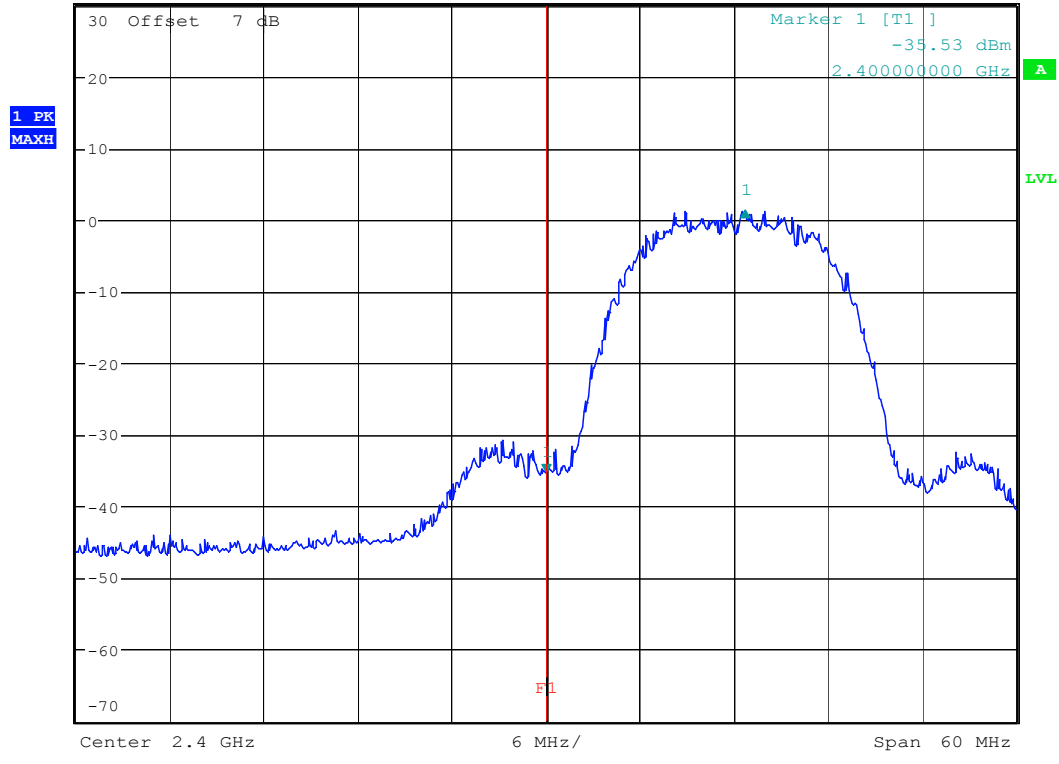
FCC RULES PART 15, SUBPART C / LP 0002

Order Number: W6M20703-7950 802.11n (40M) ch7
Test Site / Operator: ETS / Derek
Temperature: Temp.: 23.9°C
Test Specification: according to §15.247
Comment 1: Ant.: HL025, amplif.
Freq: 25.972GHz, Emax: 51.91dBμV/m, RBW: 1MHz





Ref 30 dBm *Att 30 dB *RBW 100 kHz Delta 1 [T1] 36.68 dB
*VBW 100 kHz *SWT 200 ms 12.692307692 MHz

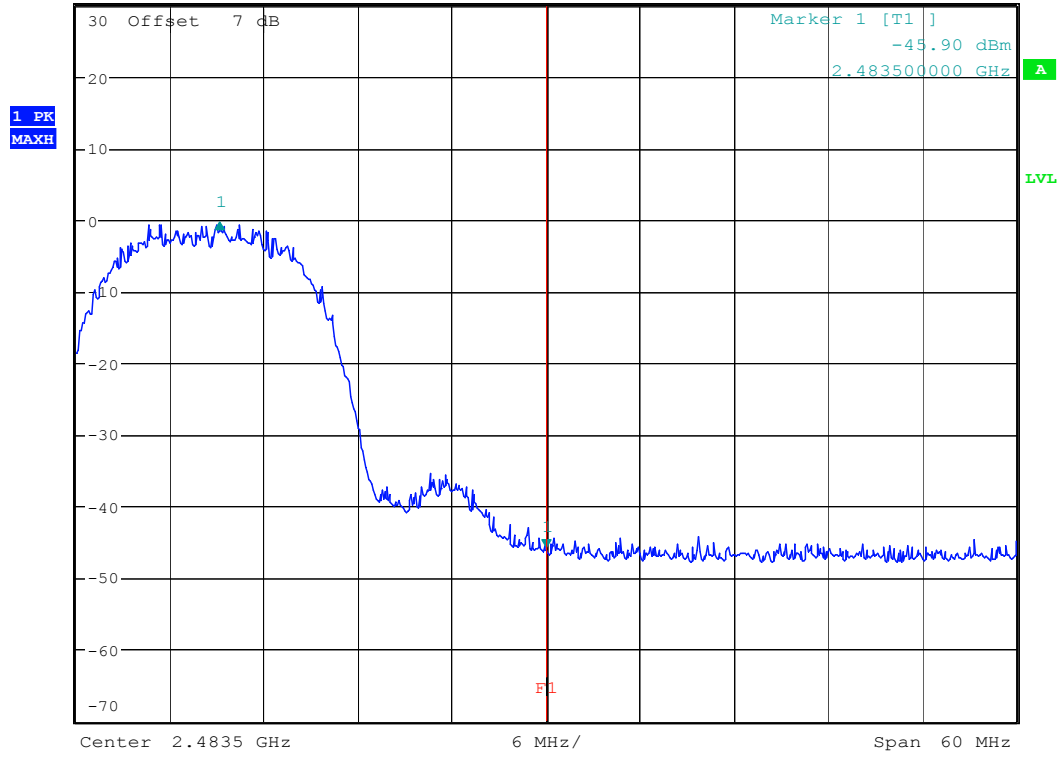


Bandedge 802.11b CH1

Date: 23.APR.2007 06:56:07

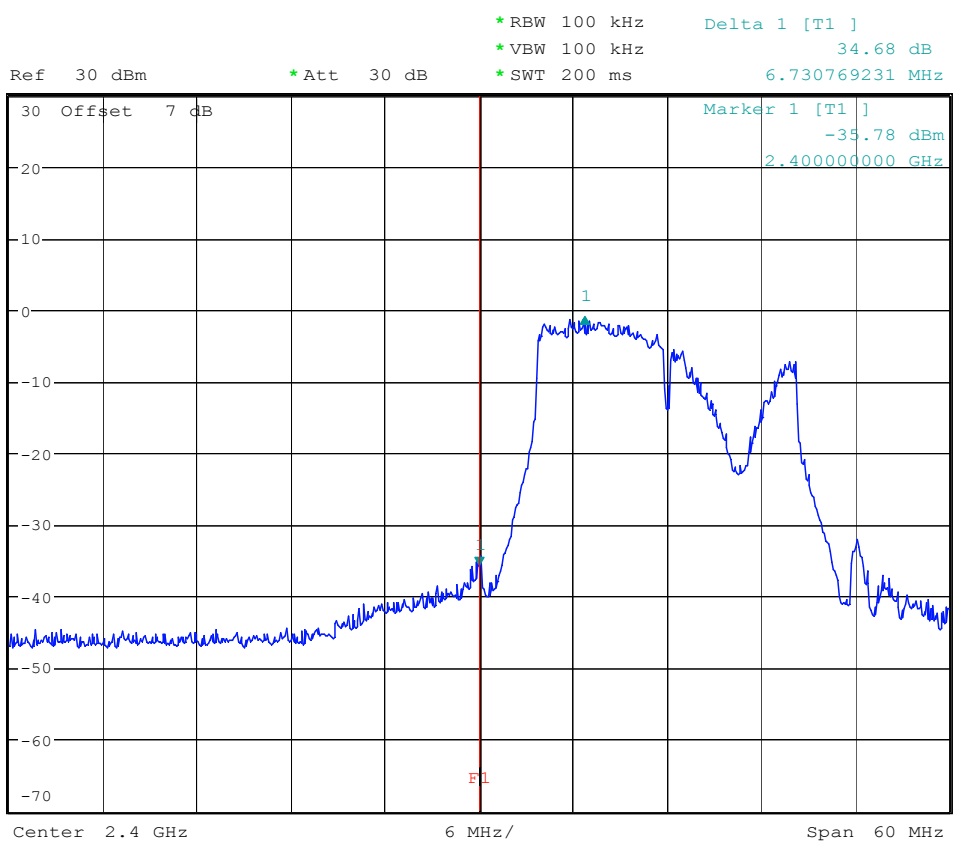


Ref 30 dBm *Att 30 dB *RBW 100 kHz Delta 1 [T1] 45.23 dB
*VBW 100 kHz *SWT 200 ms -20.865384615 MHz



Bandedge 802.11b CH11

Date: 23.APR.2007 06:54:08

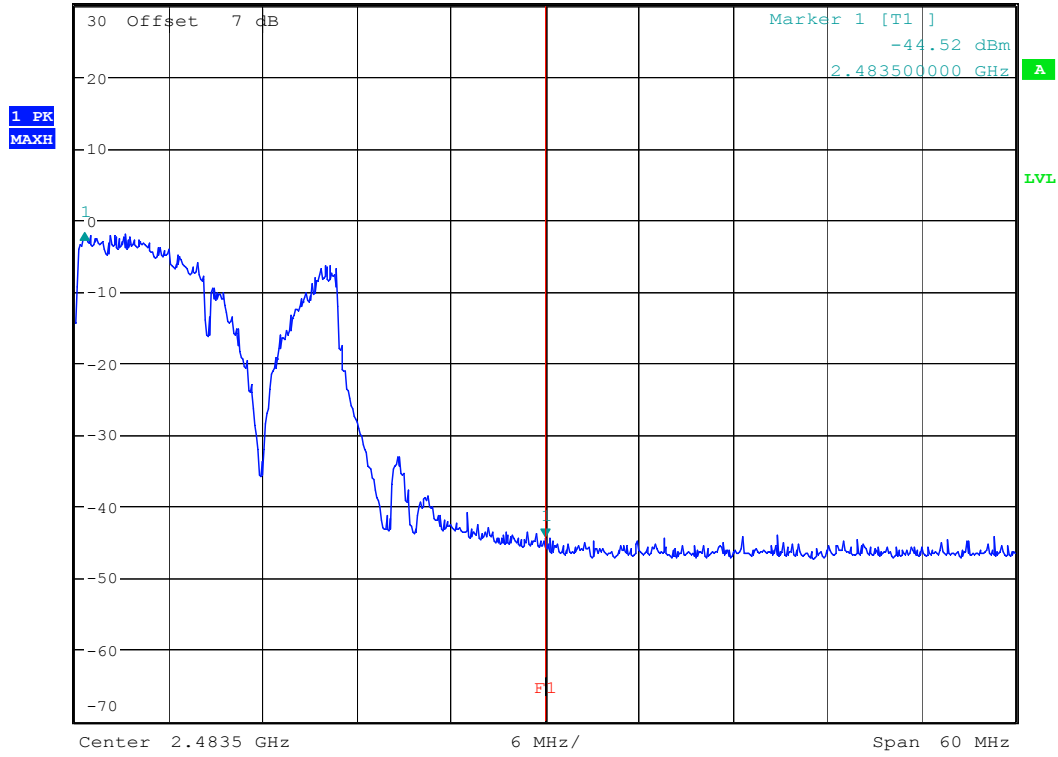


Bandedge 802.11g CH1

Date: 23.APR.2007 06:56:42



Ref 30 dBm *Att 30 dB *RBW 100 kHz Delta 1 [T1]
*VBW 100 kHz 42.48 dB
*SWT 200 ms -29.423076923 MHz

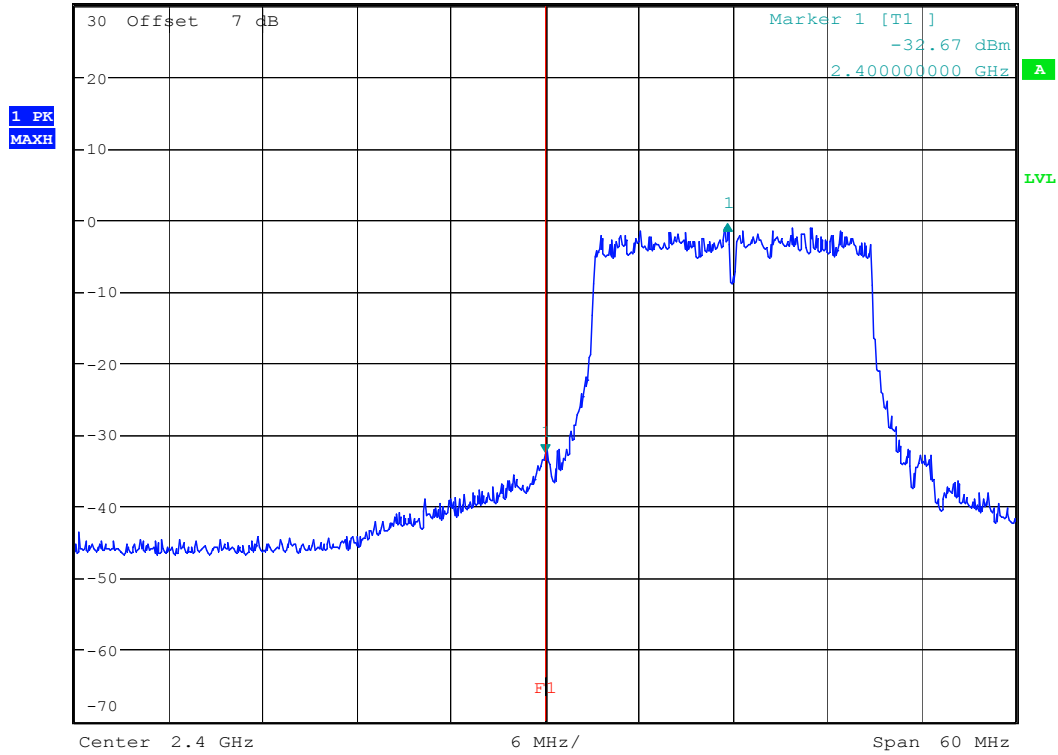


Bandedge 802.11g CH11

Date: 23.APR.2007 06:53:37



Ref 30 dBm *Att 30 dB *RBW 100 kHz Delta 1 [T1] 31.84 dB
*VBW 100 kHz *SWT 200 ms 11.634615385 MHz

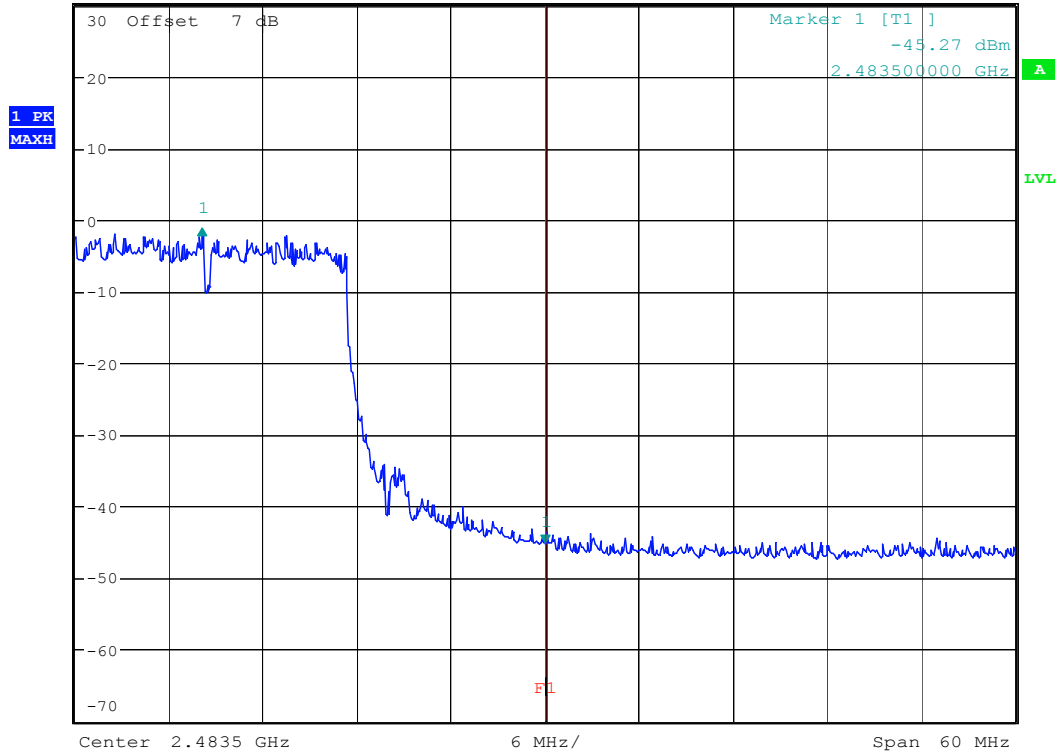


Bandedge 802.11n Bandwidth20 CH1

Date: 23.APR.2007 06:57:54



Ref 30 dBm *Att 30 dB *RBW 100 kHz Delta 1 [T1] 43.78 dB
*VBW 100 kHz *SWT 200 ms -21.923076923 MHz

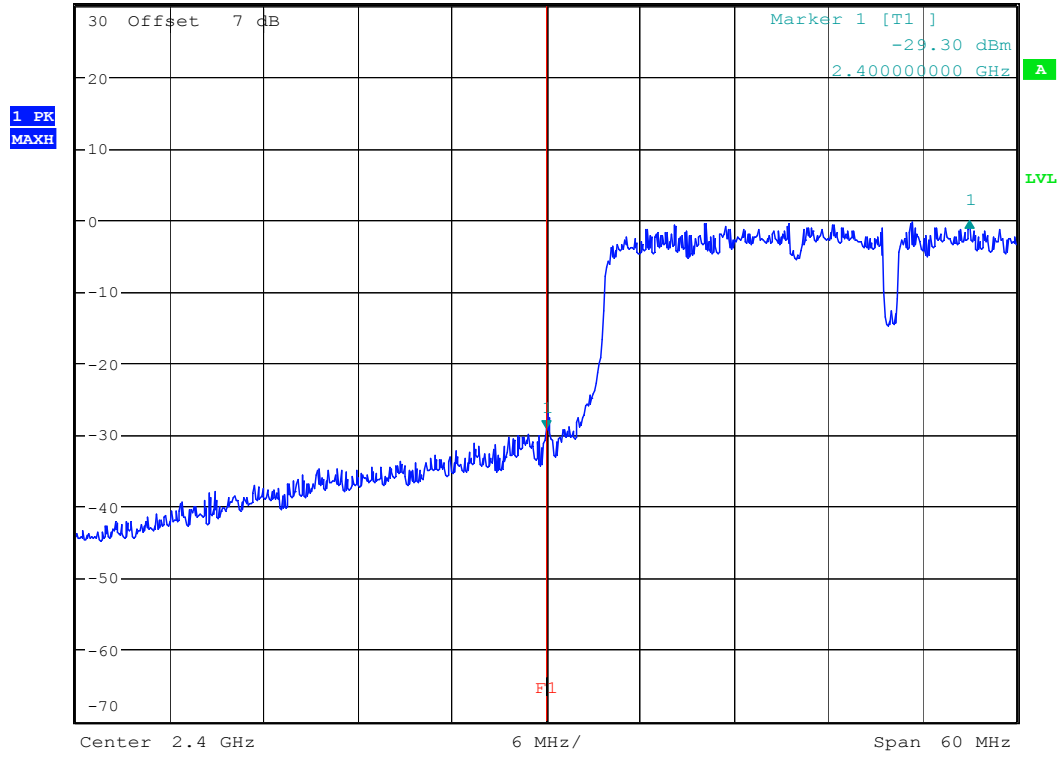


Bandedge 802.11n Bandwidth20 CH11

Date: 23.APR.2007 06:52:56



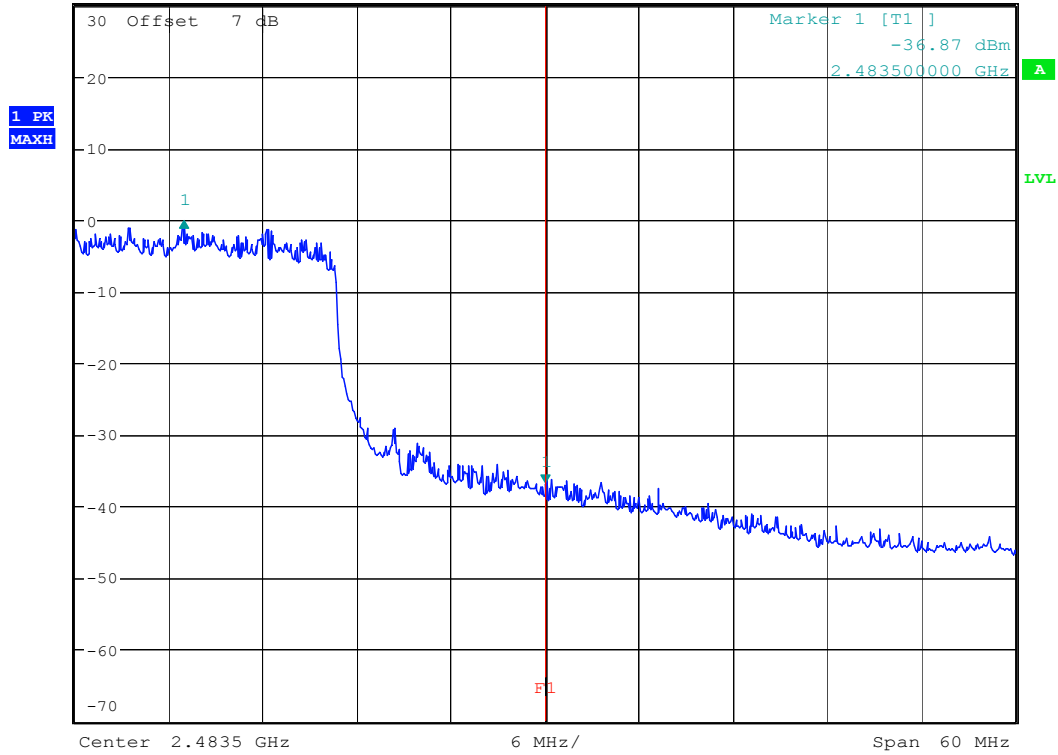
Ref 30 dBm *Att 30 dB *RBW 100 kHz Delta 1 [T1] 28.94 dB
*VBW 100 kHz *SWT 200 ms 27.019230769 MHz



Bandedge 802.11n Bandwidth40 CH1
Date: 23.APR.2007 06:58:45



Ref 30 dBm *Att 30 dB *RBW 100 kHz Delta 1 [T1] 36.52 dB
*VBW 100 kHz *SWT 200 ms -23.076923077 MHz

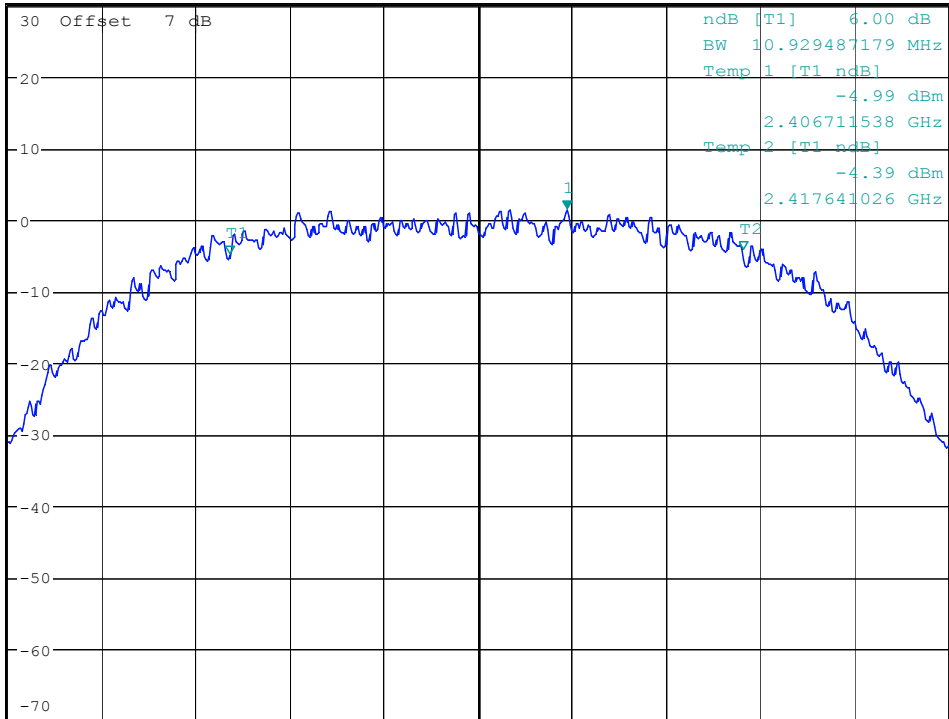


Bandedge 802.11n Bandwidth40 CH7
Date: 23.APR.2007 06:52:10



Ref 30 dBm *Att 30 dB *RBW 100 kHz Marker 1 [T1] 1.25 dBm
*VBW 100 kHz *SWT 200 ms 2.413891026 GHz

1 PK
MAXH



Center 2.412 GHz 2 MHz/ Span 20 MHz

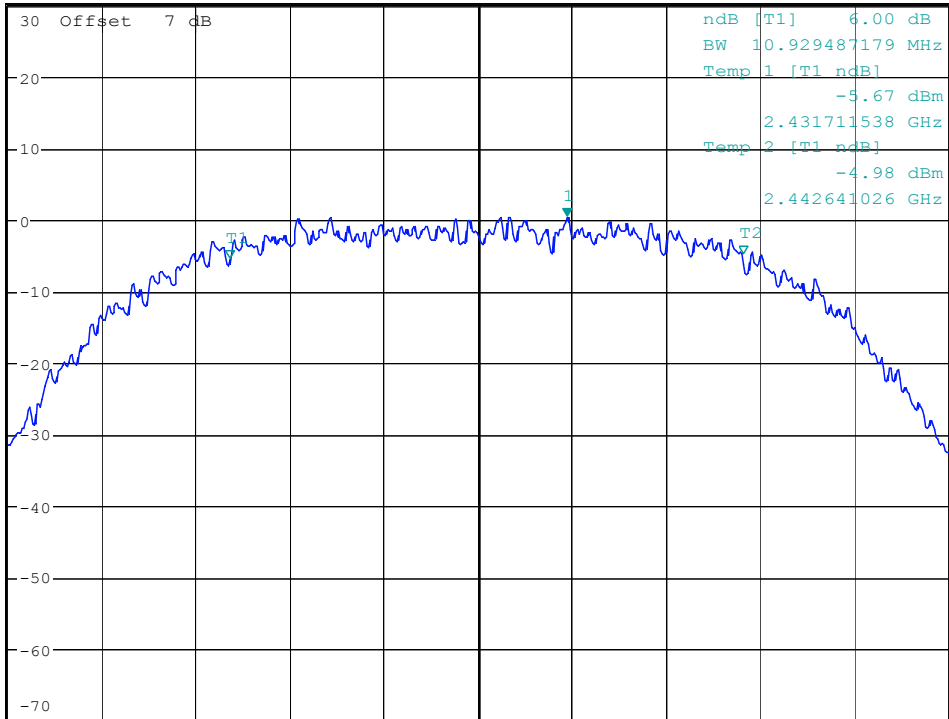
6dB Bandwidth 802.11b CH1

Date: 23.APR.2007 07:16:47



Ref 30 dBm *Att 30 dB *RBW 100 kHz Marker 1 [T1] 0.33 dBm
*VBW 100 kHz *SWT 200 ms 2.438891026 GHz

1 PK
MAXH



A

LVL

Center 2.437 GHz 2 MHz/ Span 20 MHz

6dB Bandwidth 802.11b CH6
Date: 23.APR.2007 07:16:16

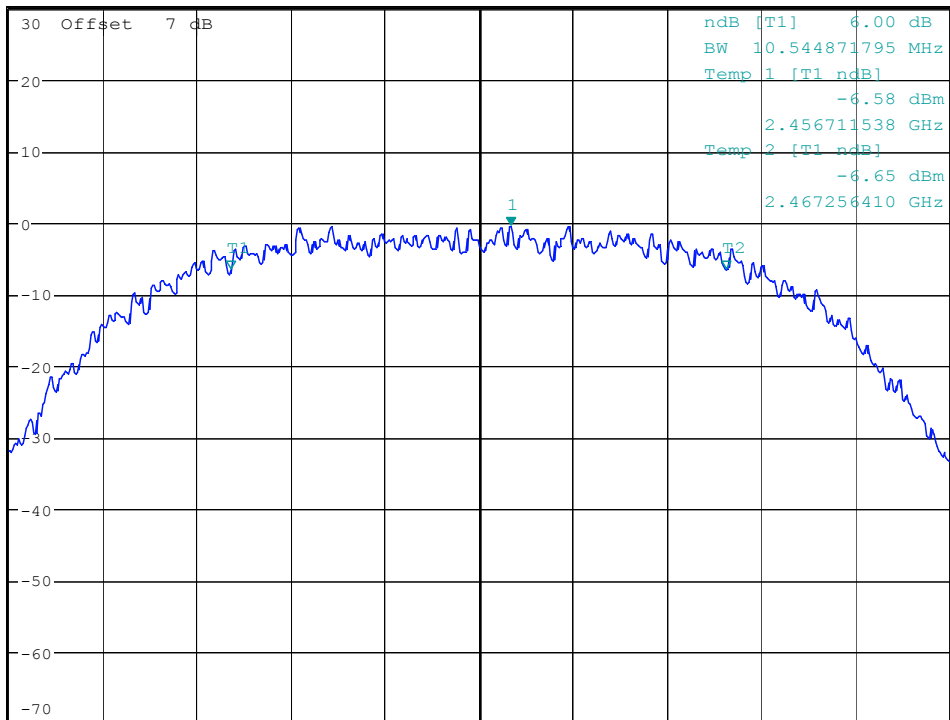


*RBW 100 kHz Marker 1 [T1]
*VBW 100 kHz -0.60 dBm
*SWT 200 ms 2.462673077 GHz

Ref 30 dBm

*Att 30 dB

1 PK
MAXH



Center 2.462 GHz

2 MHz/

Span 20 MHz

6dB Bandwidth 802.11b CH11

Date: 23.APR.2007 07:15:50

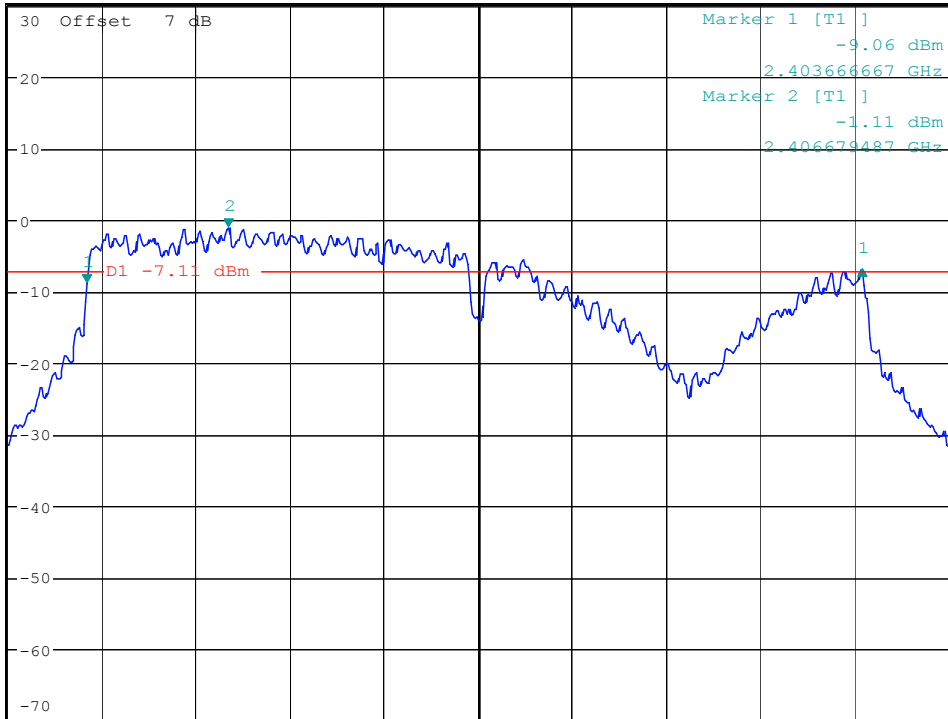


*RBW 100 kHz Delta 1 [T1]
*VBW 100 kHz 1.93 dB
*SWT 200 ms 16.506410256 MHz

Ref 30 dBm

*Att 30 dB

1 PK
MAXH



Center 2.412 GHz

2 MHz/

Span 20 MHz

6dB Bandwidth 802.11g CH1

Date: 23.APR.2007 07:12:26

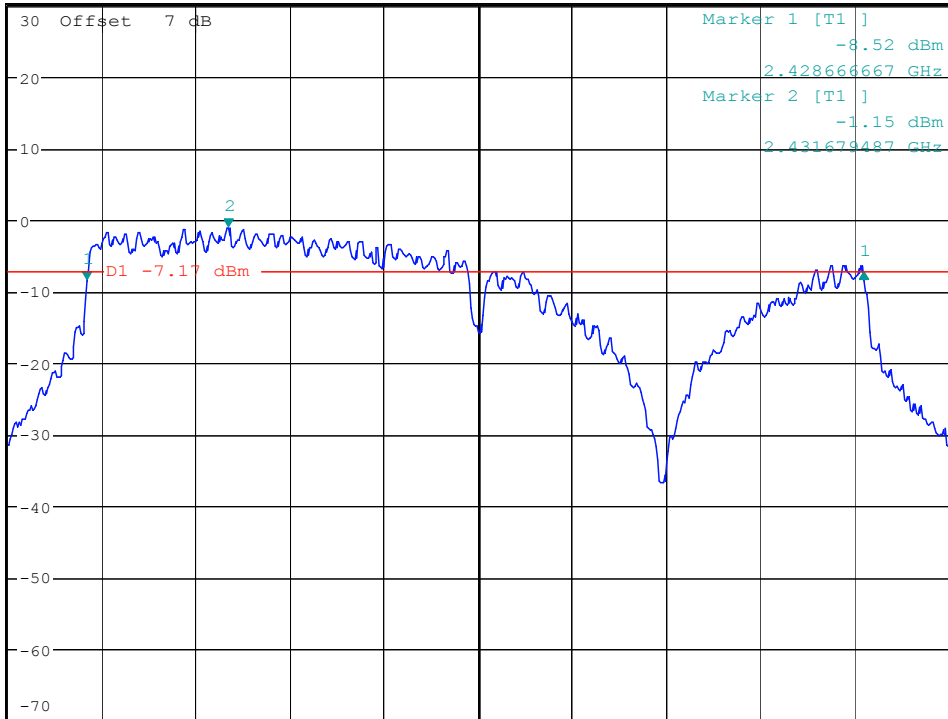


*RBW 100 kHz Delta 1 [T1] 1.11 dB
*VBW 100 kHz
*SWT 200 ms 16.538461538 MHz

Ref 30 dBm

*Att 30 dB

1 PK
MAXH



Center 2.437 GHz

2 MHz/

Span 20 MHz

6dB Bandwidth 802.11g CH6

Date: 23.APR.2007 07:13:53

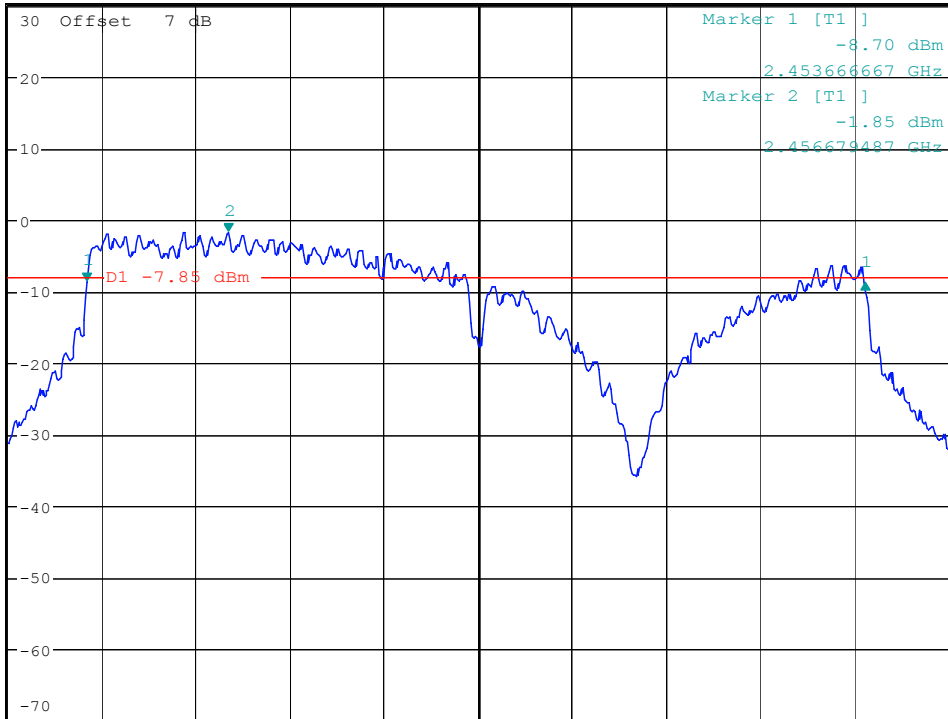


*RBW 100 kHz Delta 1 [T1]
*VBW 100 kHz -0.21 dB
*SWT 200 ms 16.570512821 MHz

Ref 30 dBm

*Att 30 dB

1 PK
MAXH



Center 2.462 GHz

2 MHz/

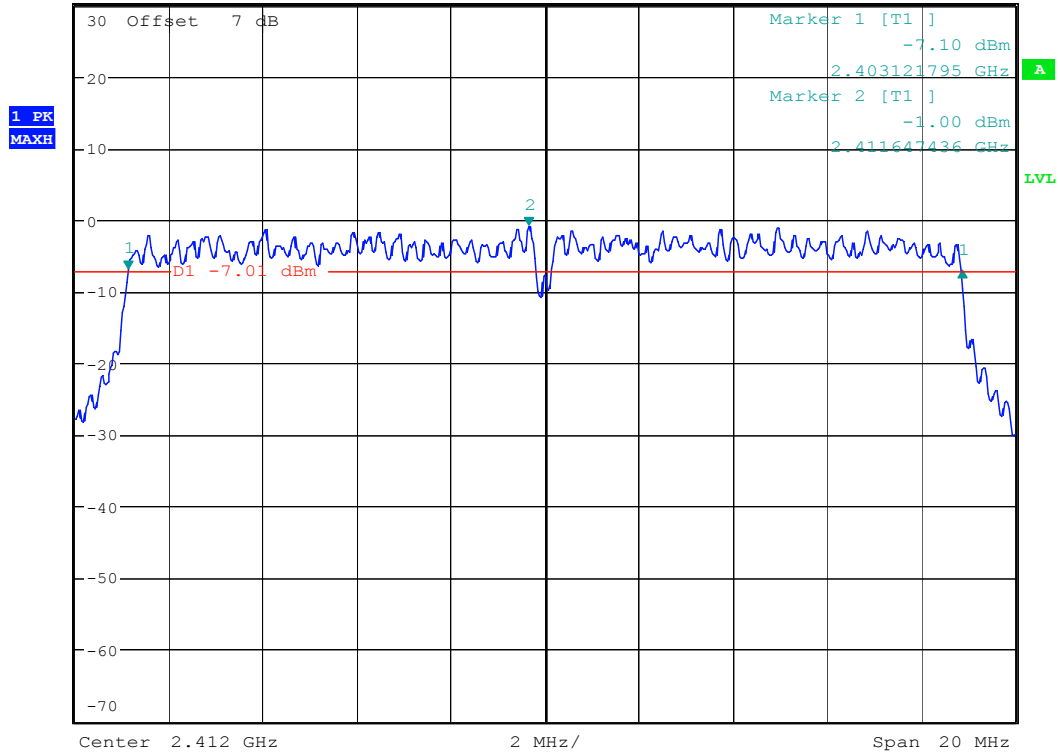
Span 20 MHz

6dB Bandwidth 802.11g CH11

Date: 23.APR.2007 07:15:04



Ref 30 dBm *Att 30 dB *RBW 100 kHz Delta 1 [T1] -0.23 dB
*VBW 100 kHz *SWT 200 ms 17.756410256 MHz

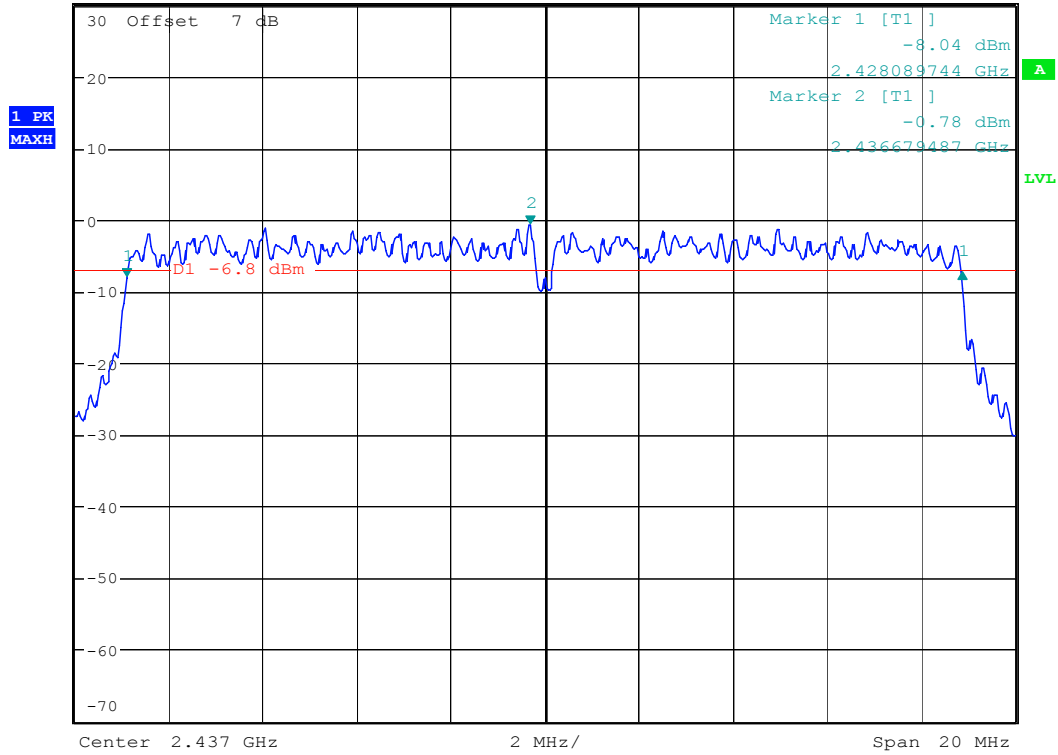


6dB Bandwidth 802.11n Bandwidth20 CH1

Date: 23.APR.2007 07:09:46



Ref 30 dBm *Att 30 dB *RBW 100 kHz Delta 1 [T1] 0.60 dB
*VBW 100 kHz *SWT 200 ms 17.788461538 MHz

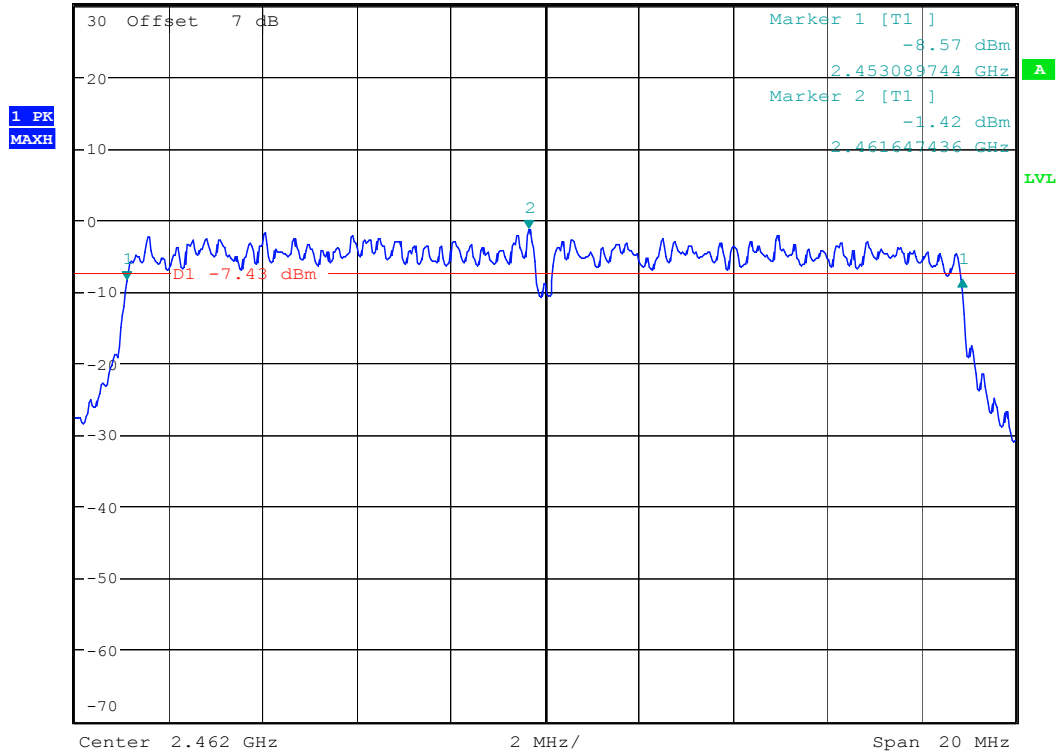


6dB Bandwidth 802.11n Bandwidth20 CH6

Date: 23.APR.2007 07:08:28



Ref 30 dBm *Att 30 dB *RBW 100 kHz Delta 1 [T1] -0.03 dB
*VBW 100 kHz
*SWT 200 ms 17.788461538 MHz



6dB Bandwidth 802.11n Bandwidth20 CH11

Date: 23.APR.2007 07:06:24

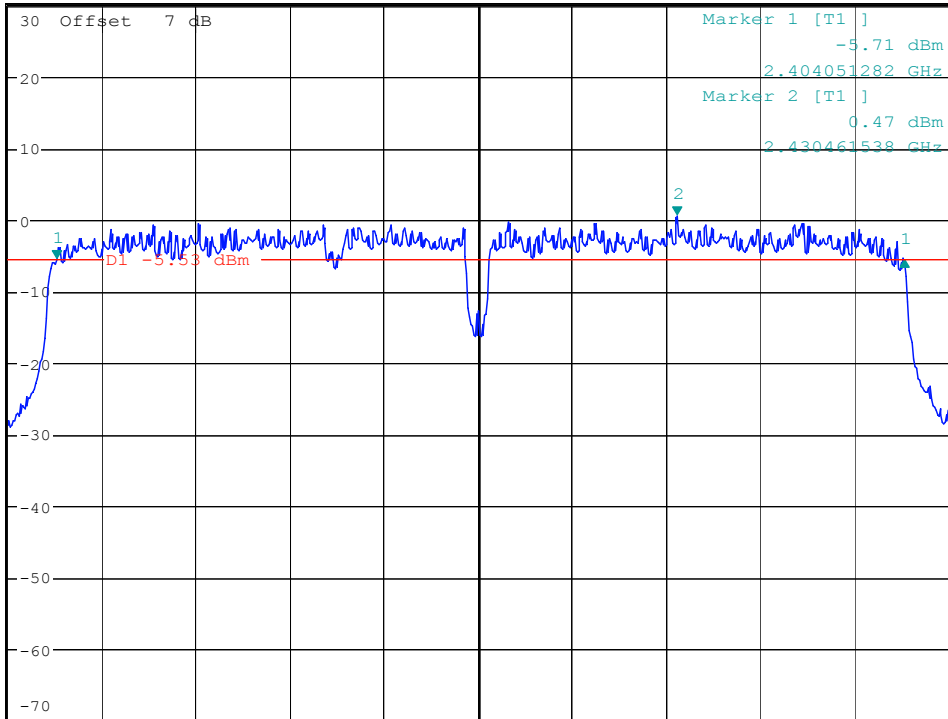


*RBW 100 kHz Delta 1 [T1]
*VBW 100 kHz -0.00 dB
*SWT 200 ms 36.089743590 MHz

Ref 30 dBm

*Att 30 dB

1 PK
MAXH



Center 2.422 GHz

4 MHz/

Span 40 MHz

6dB Bandwidth 802.11n Bandwidth40 CH1

Date: 23.APR.2007 07:01:02

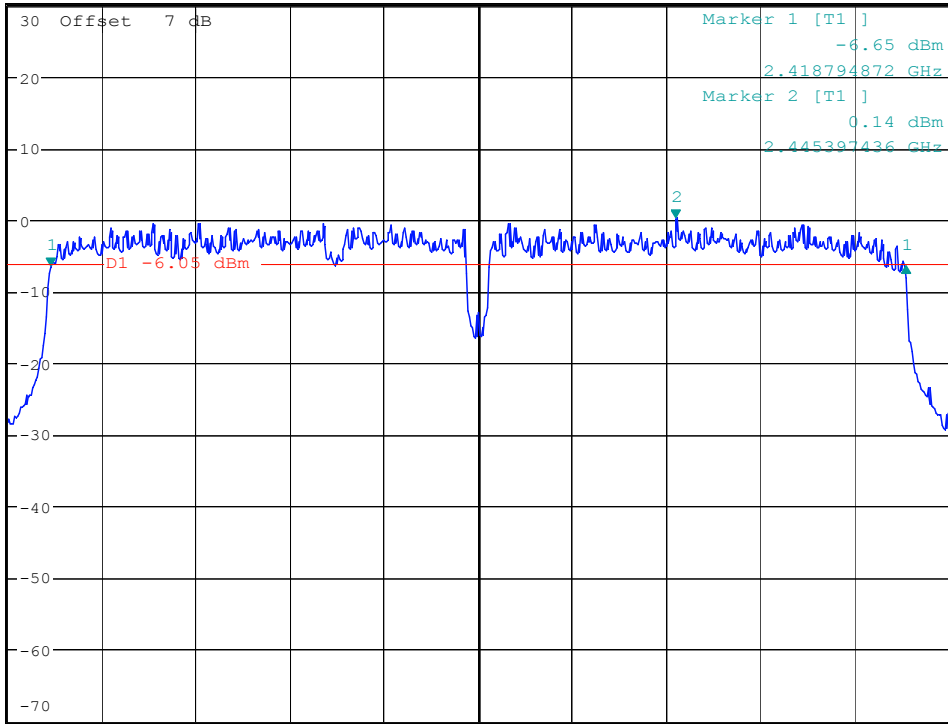


*RBW 100 kHz Delta 1 [T1]
*VBW 100 kHz 0.01 dB
*SWT 200 ms 36.410256410 MHz

Ref 30 dBm

*Att 30 dB

1 PK
MAXH



Center 2.437 GHz

4 MHz/

Span 40 MHz

6dB Bandwidth 802.11n Bandwidth40 CH4

Date: 23.APR.2007 07:02:07

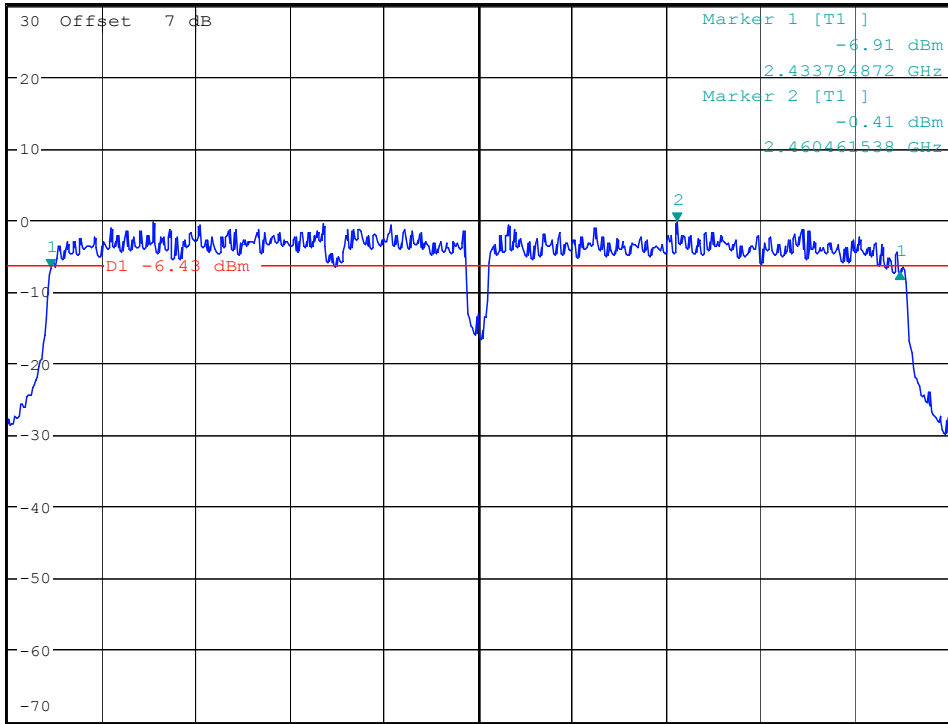


*RBW 100 kHz Delta 1 [T1]
*VBW 100 kHz -0.65 dB
*SWT 200 ms 36.153846154 MHz

Ref 30 dBm

*Att 30 dB

1 PK
MAXH



LVL

6dB Bandwidth 802.11n Bandwidth40 CH7

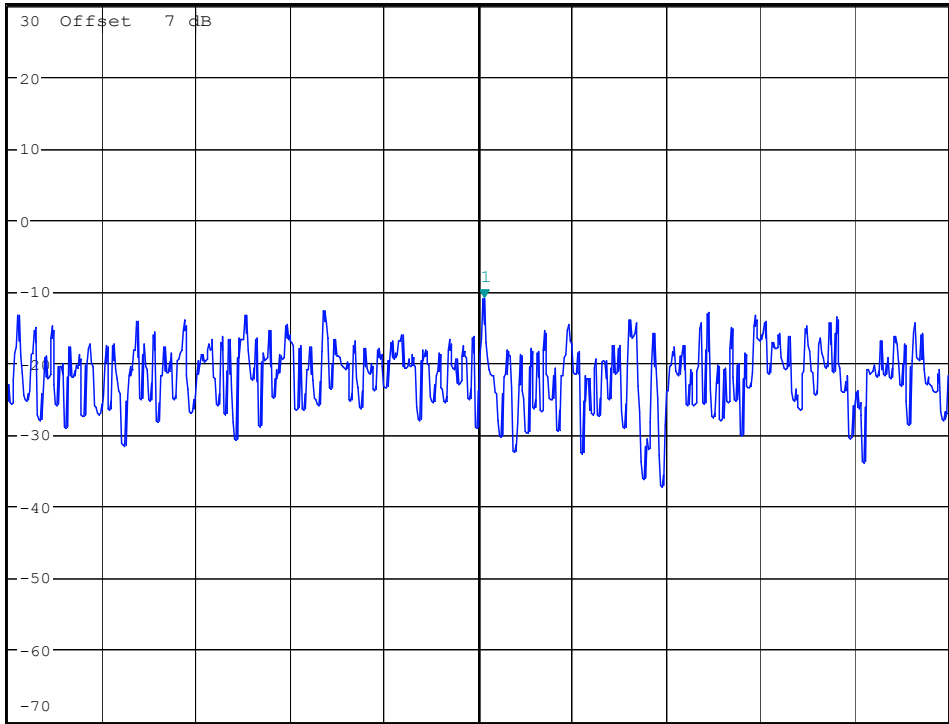
Date: 23.APR.2007 07:04:12



*RBW 3 kHz Marker 1 [T1]
*VBW 100 kHz -11.04 dBm
*SWT 5 s 2.413419872 GHz

Ref 30 dBm *Att 30 dB

1 PK
MAXH



Center 2.413410256 GHz 150 kHz/ Span 1.5 MHz

Power Density 802.11b CH1

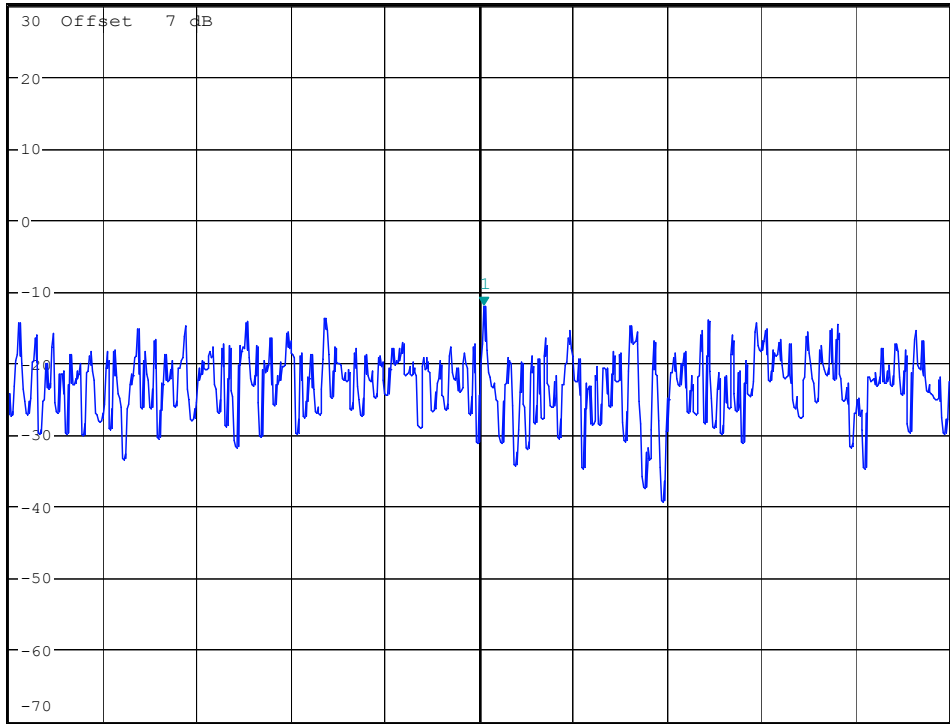
Date: 23.APR.2007 07:38:48



*RBW 3 kHz Marker 1 [T1]
*VBW 100 kHz -12.06 dBm
*SWT 5 s 2.438417468 GHz

Ref 30 dBm *Att 30 dB

1 PK
MAXH



Center 2.438410256 GHz 150 kHz/ Span 1.5 MHz

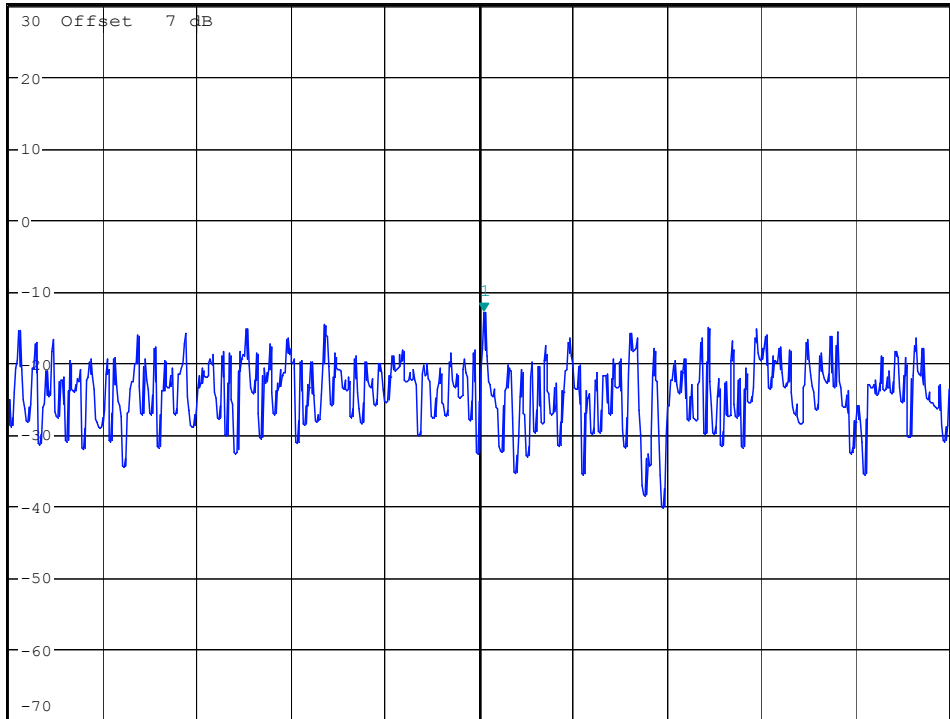
Power Density 802.11b CH6
Date: 23.APR.2007 07:39:43



*RBW 3 kHz Marker 1 [T1]
*VBW 100 kHz -13.04 dBm
*SWT 5 s 2.463417468 GHz

Ref 30 dBm *Att 30 dB

1 PK
MAXH



Center 2.463410256 GHz 150 kHz/ Span 1.5 MHz

Power Density 802.11b CH11

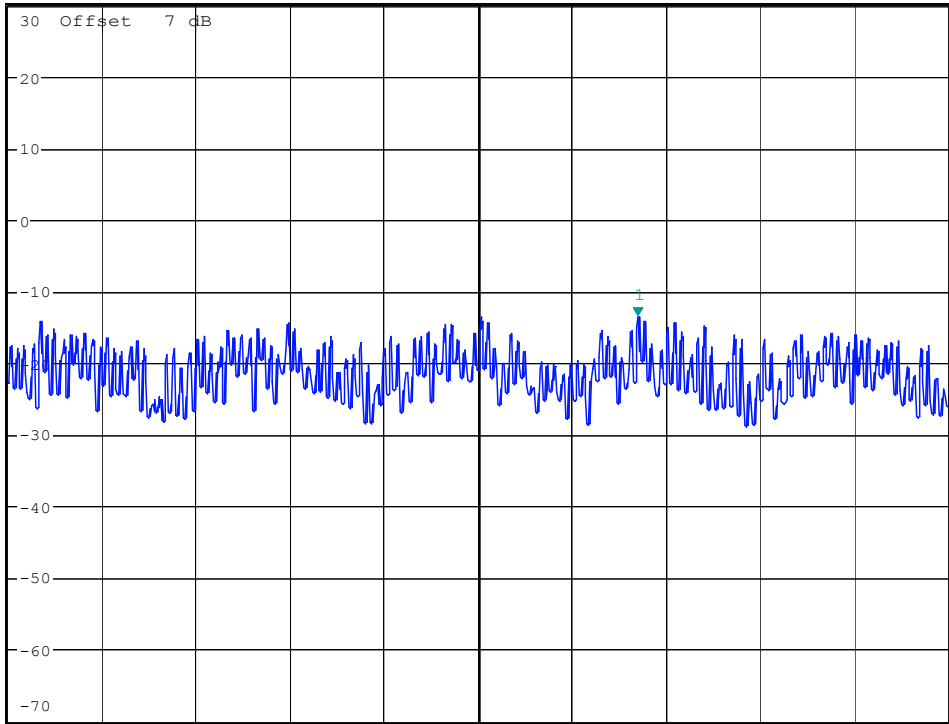
Date: 23.APR.2007 07:40:33



*RBW 3 kHz Marker 1 [T1]
*VBW 100 kHz -13.49 dBm
*SWT 5 s 2.407895833 GHz

Ref 30 dBm *Att 30 dB

1 PK
MAXH



Center 2.407641026 GHz 150 kHz/ Span 1.5 MHz

Power Density 802.11g CH1

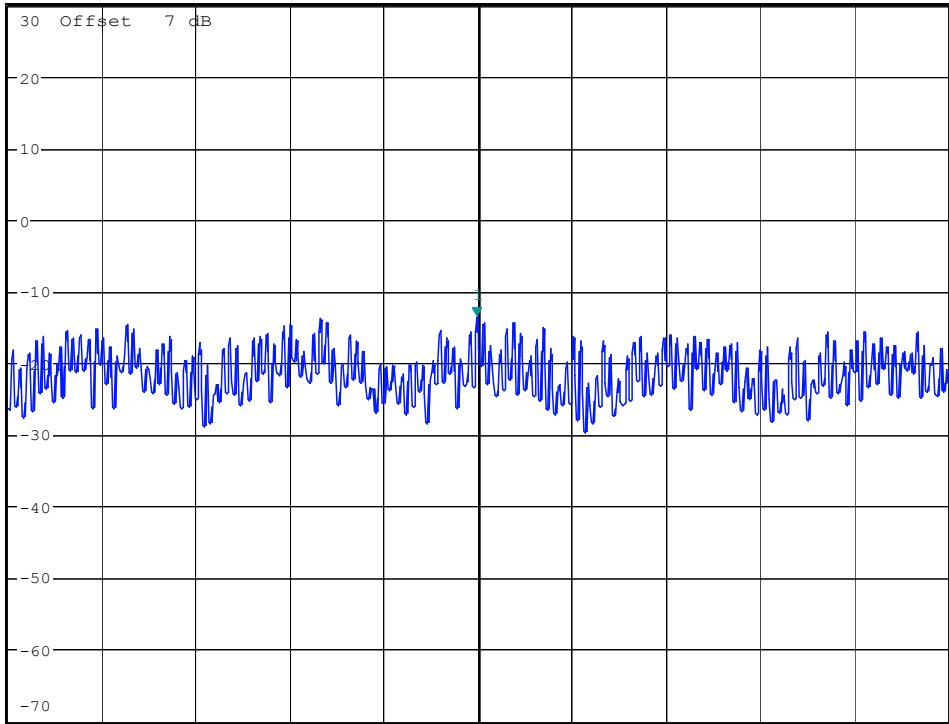
Date: 23.APR.2007 07:43:46



*RBW 3 kHz Marker 1 [T1]
*VBW 100 kHz -13.67 dBm
*SWT 5 s 2.432895032 GHz

Ref 30 dBm *Att 30 dB

1 PK
MAXH



Center 2.432897436 GHz 150 kHz/ Span 1.5 MHz

Power Density 802.11g CH6

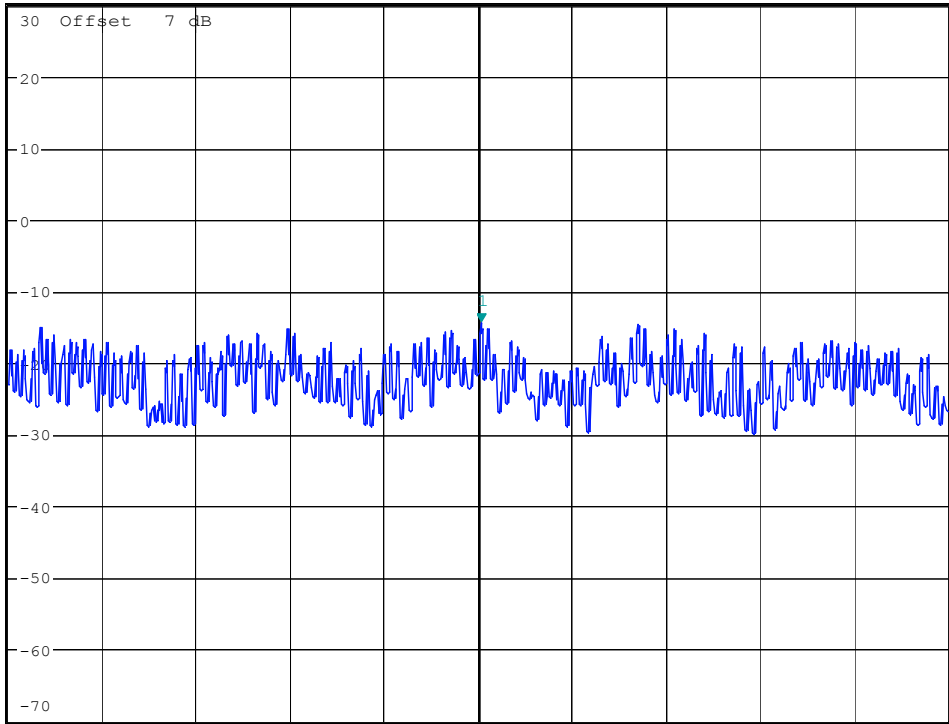
Date: 23.APR.2007 07:42:49



*RBW 3 kHz Marker 1 [T1]
*VBW 100 kHz -14.54 dBm
*SWT 5 s 2.457645833 GHz

Ref 30 dBm *Att 30 dB

1 PK
MAXH



Center 2.457641026 GHz 150 kHz/ Span 1.5 MHz

Power Density 802.11g CH11

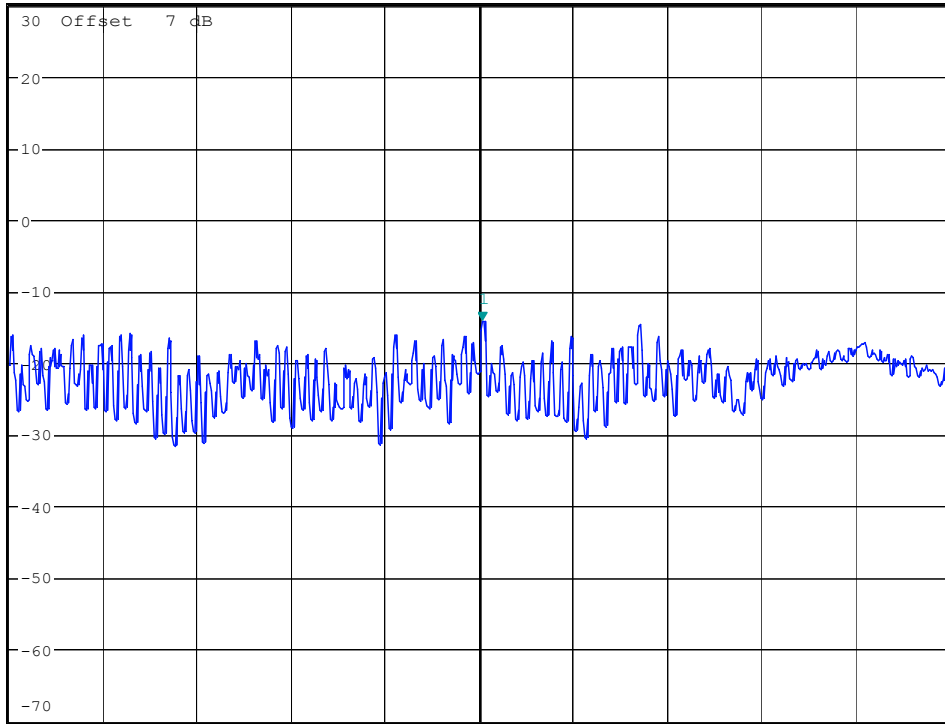
Date: 23.APR.2007 07:41:51



*RBW 3 kHz Marker 1 [T1]
*VBW 100 kHz -14.15 dBm
*SWT 5 s 2.413575321 GHz

Ref 30 dBm *Att 30 dB

1 PK
MAXH



Center 2.413570513 GHz 150 kHz/ Span 1.5 MHz

Power Density 802.11n Bandwidth20 CH1

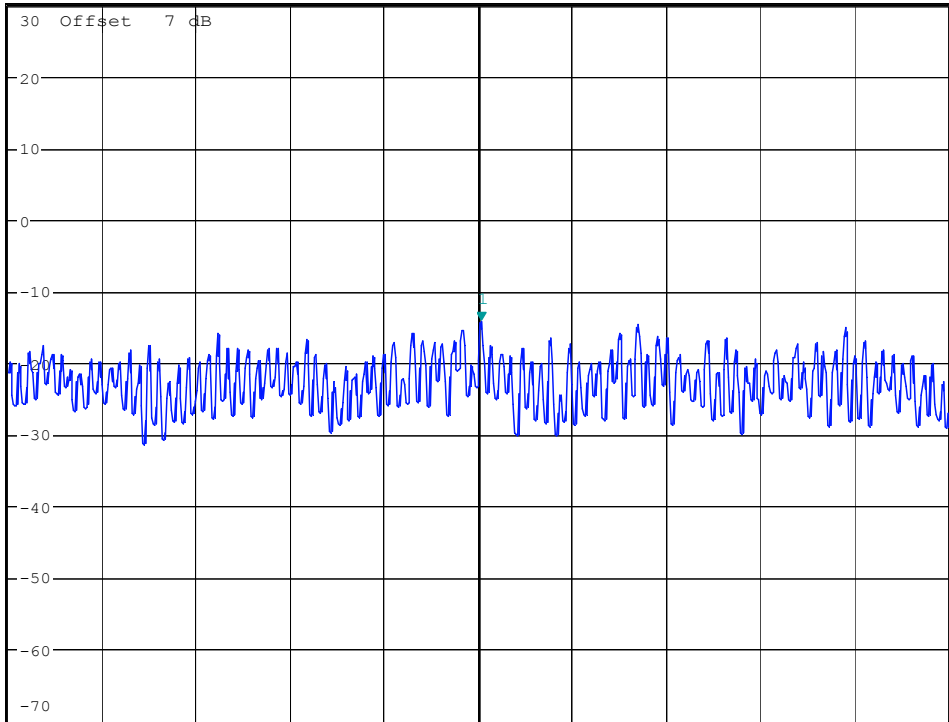
Date: 23.APR.2007 07:45:08



*RBW 3 kHz Marker 1 [T1]
*VBW 100 kHz -14.16 dBm
*SWT 5 s 2.432966346 GHz

Ref 30 dBm *Att 30 dB

1 PK
MAXH



Center 2.432961538 GHz 150 kHz/ Span 1.5 MHz

Power Density 802.11n Bandwidth20 CH6

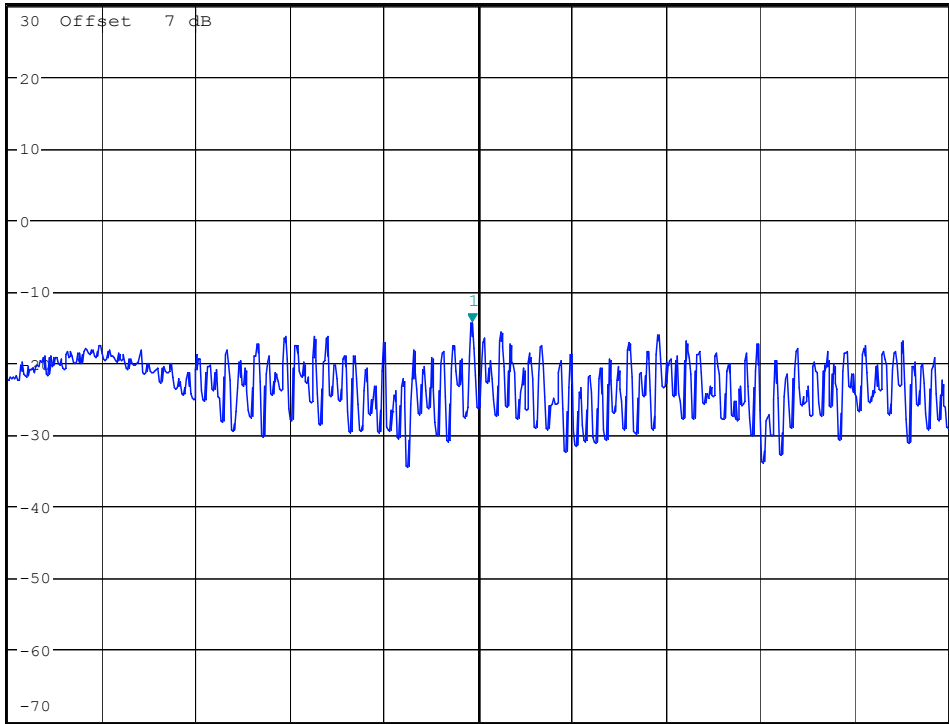
Date: 23.APR.2007 07:46:11



*RBW 3 kHz Marker 1 [T1]
*VBW 100 kHz -14.39 dBm
*SWT 5 s 2.456028846 GHz

Ref 30 dBm *Att 30 dB

1 PK
MAXH



A

LVL

Center 2.456038462 GHz 150 kHz/ Span 1.5 MHz

Power Density 802.11n Bandwidth20 CH11

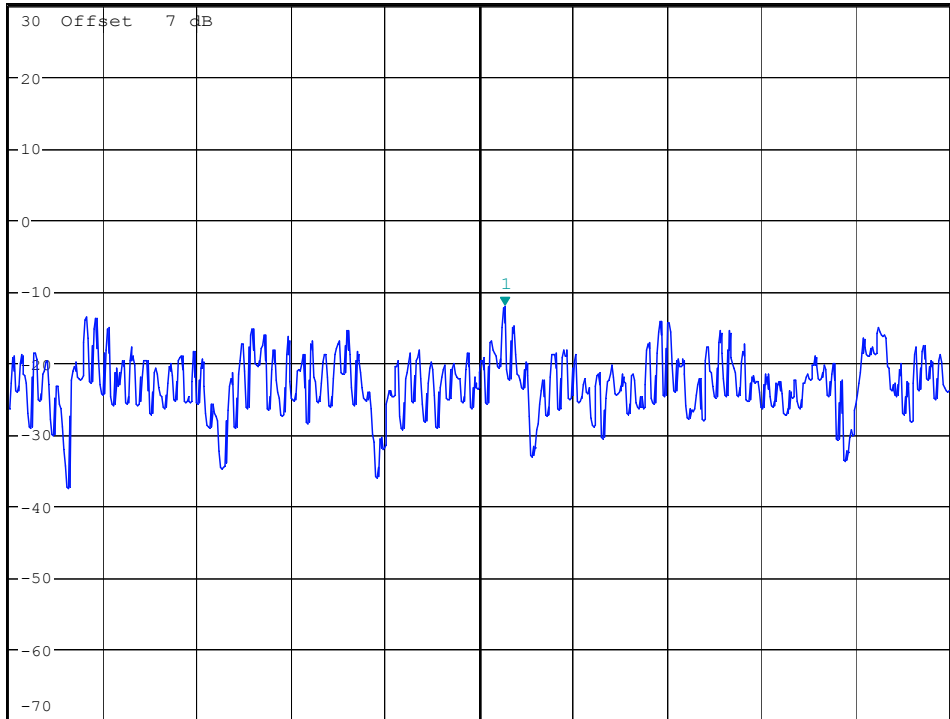
Date: 23.APR.2007 07:47:30



*RBW 3 kHz Marker 1 [T1]
*VBW 100 kHz -12.06 dBm
*SWT 5 s 2.412938301 GHz

Ref 30 dBm *Att 30 dB

1 PK
MAXH



A

LVL

Center 2.412897436 GHz 150 kHz/ Span 1.5 MHz

Power Density 802.11n Bandwidth40 CH1

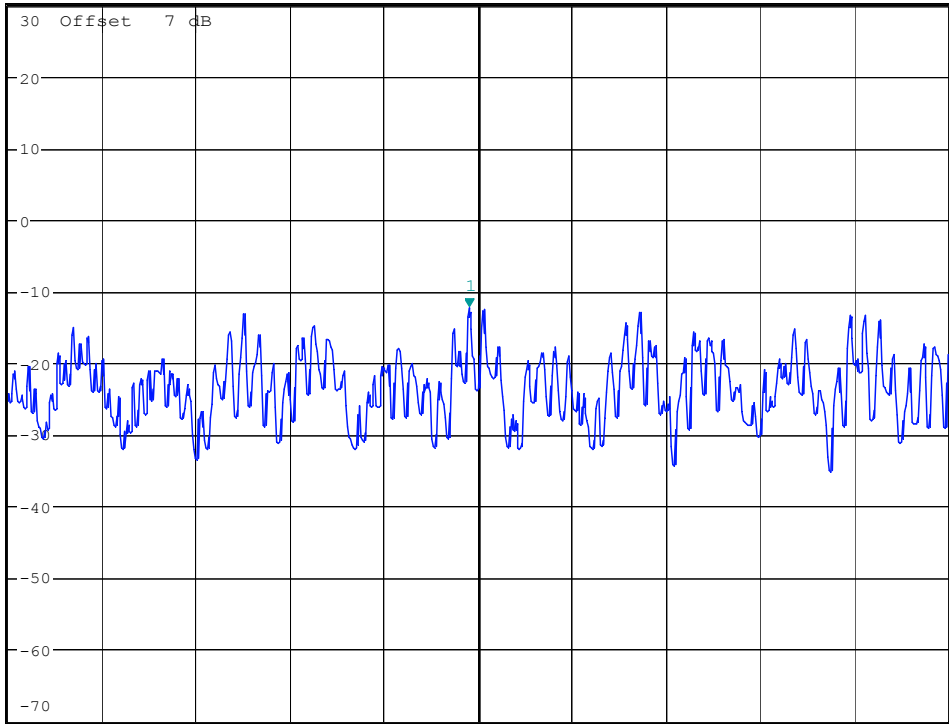
Date: 23.APR.2007 07:50:32



*RBW 3 kHz
*VBW 100 kHz
*SWT 5 s
Marker 1 [T1]
-12.31 dBm
2.431665064 GHz

Ref 30 dBm *Att 30 dB

1 PK
MAXH



Center 2.431679487 GHz 150 kHz/ Span 1.5 MHz

Power Density 802.11n Bandwidth40 CH4

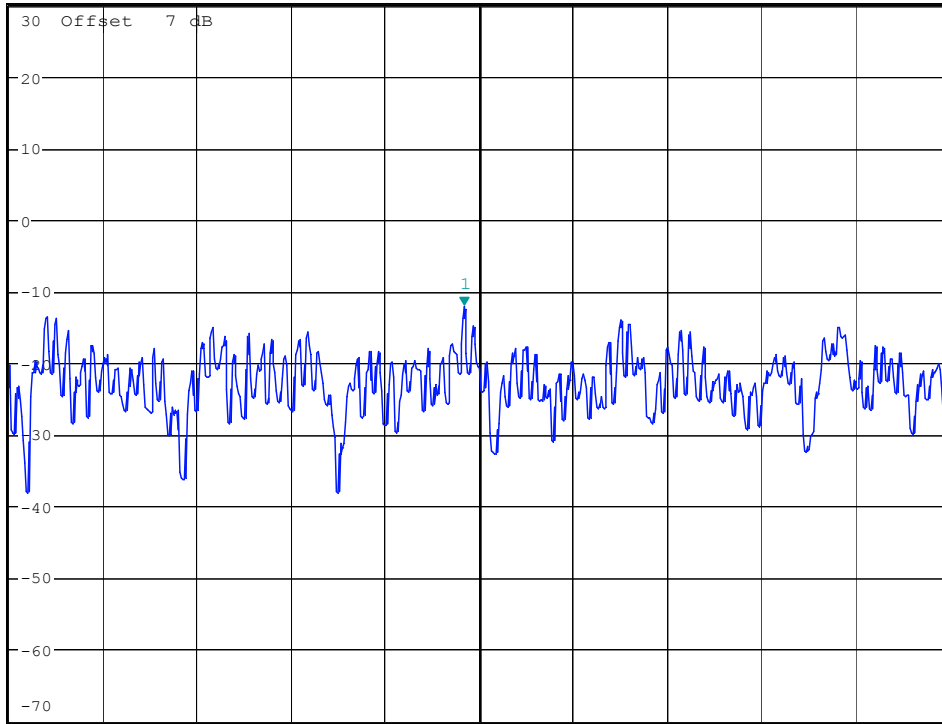
Date: 23.APR.2007 07:49:31



*RBW 3 kHz Marker 1 [T1]
*VBW 100 kHz -12.12 dBm
*SWT 5 s 2.442937500 GHz

Ref 30 dBm *Att 30 dB

1 PK
MAXH



Center 2.442961538 GHz 150 kHz/ Span 1.5 MHz

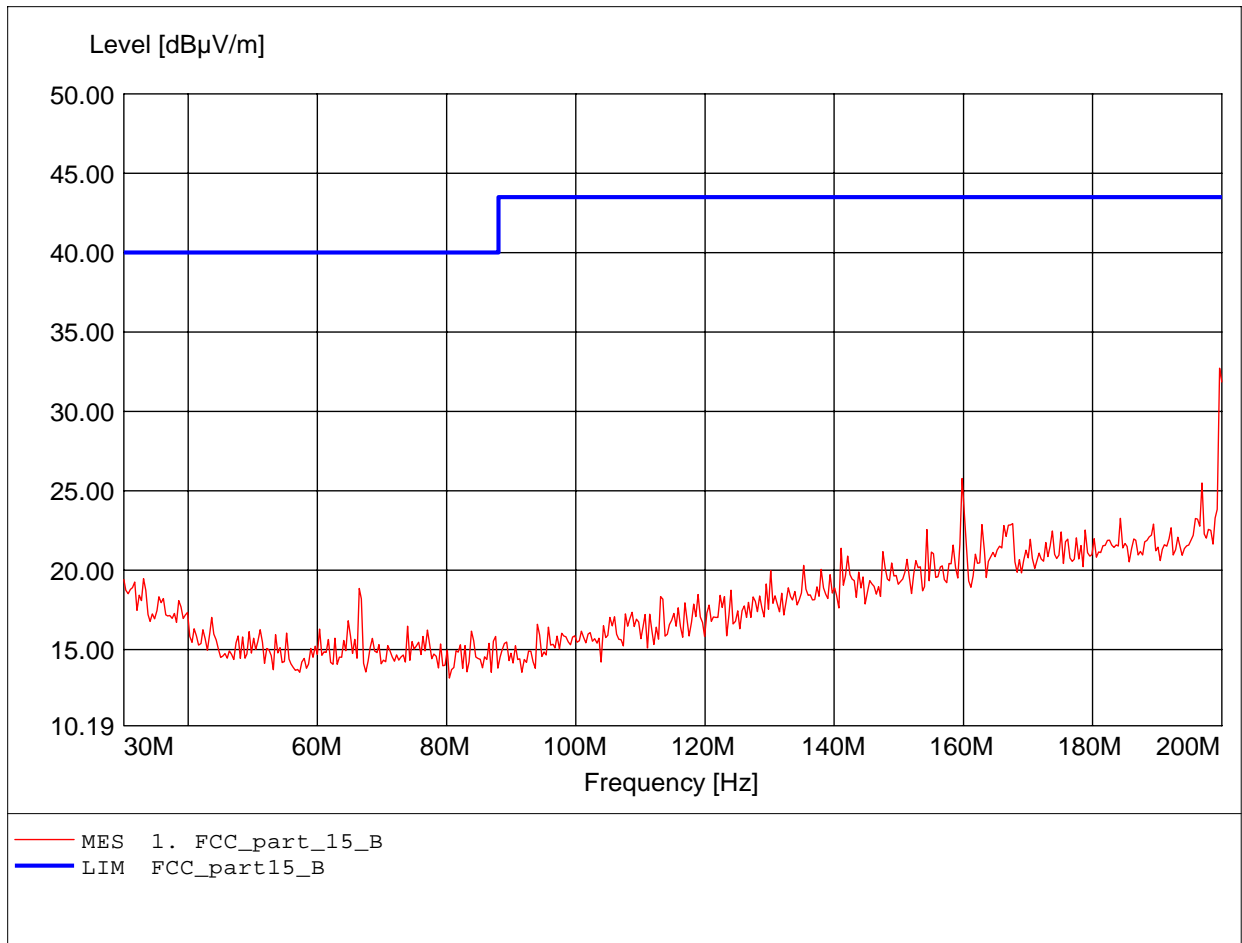
Power Density 802.11n Bandwidth40 CH7

Date: 23.APR.2007 07:48:37

Field Strength under normal conditions

FCC RULES PART 15, SUBPART B / LP 0002

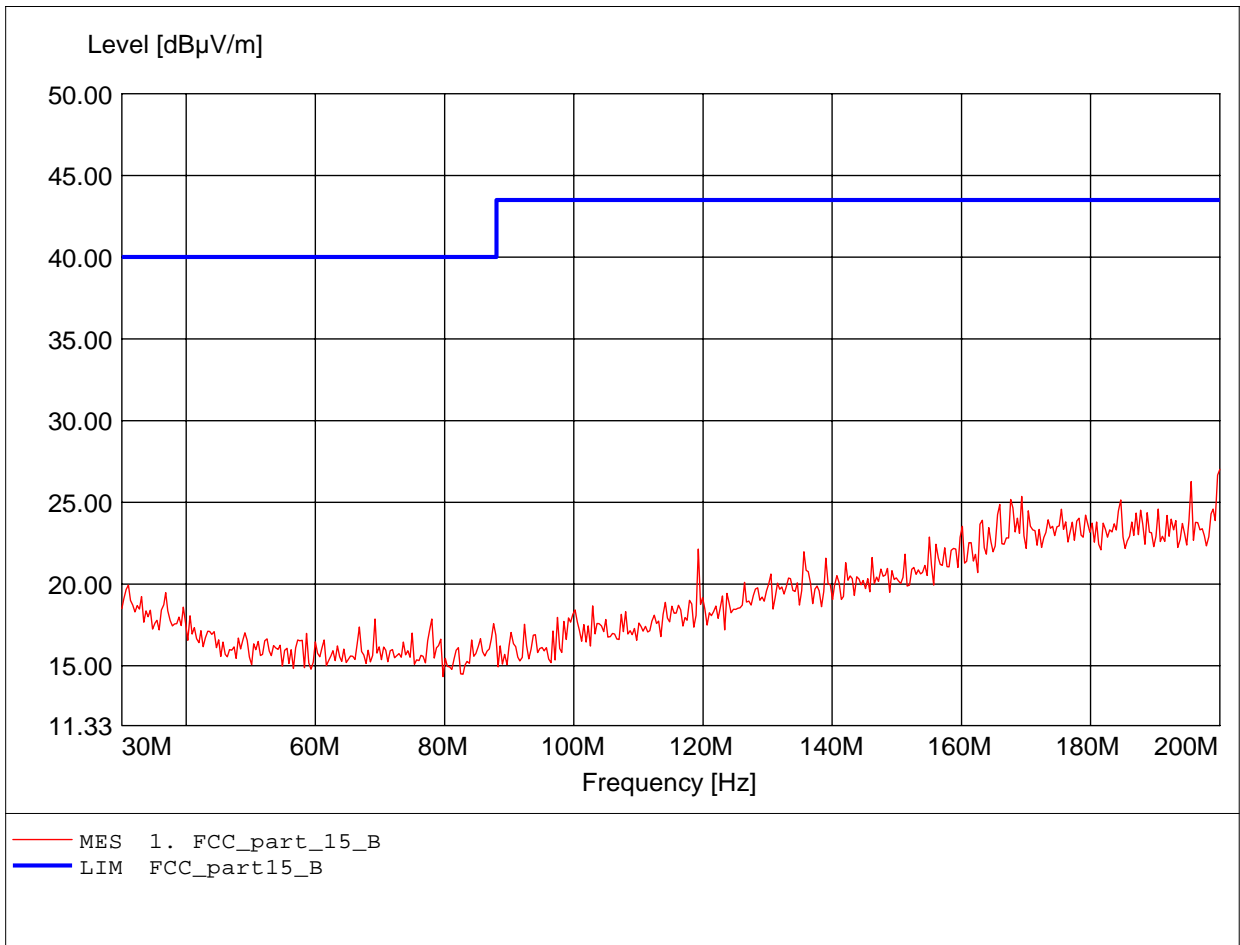
Order Number: W6M20703-7950 802.11b ch1
Test Site / Operator: ETS / Derek
Temperature: Temp.: 23.9°C
Test Specification: according to subpart B / LP 0002
Comment 1: Ant.: HK 116
Freq:199.659MHz Emax:32.72dBμV/m RBW: 100 kHz



Field Strength under normal conditions

FCC RULES PART 15, SUBPART B / LP 0002

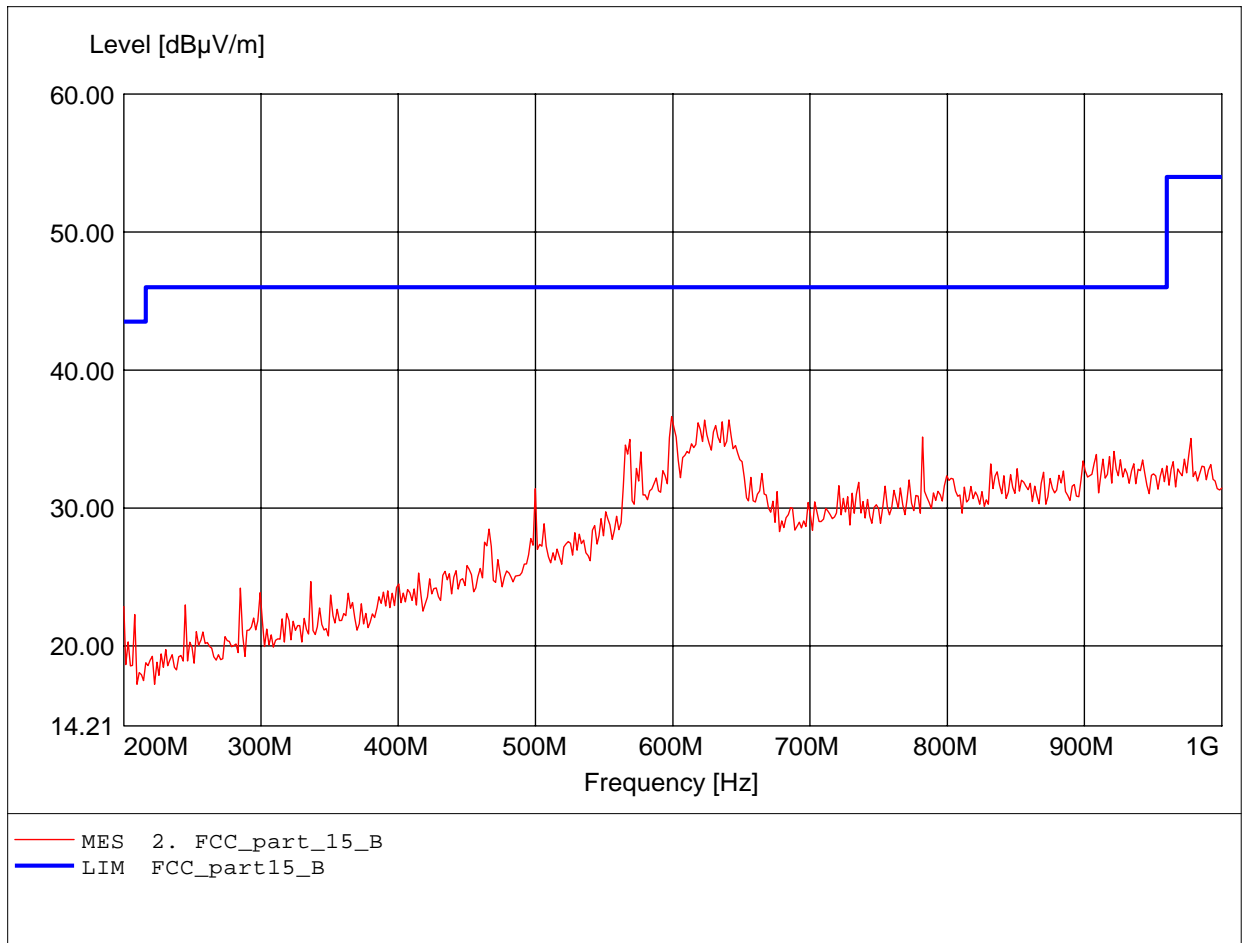
Order Number: W6M20703-7950 802.11b ch1
Test Site / Operator: ETS / Derek
Temperature: Temp.: 23.9°C
Test Specification: according to subpart B / LP 0002
Comment 1: Ant.: HK 116
Freq:200.000MHz Emax:27.02dBμV/m RBW: 100 kHz



Field Strength under normal conditions

FCC RULES PART 15, SUBPART B / LP 0002

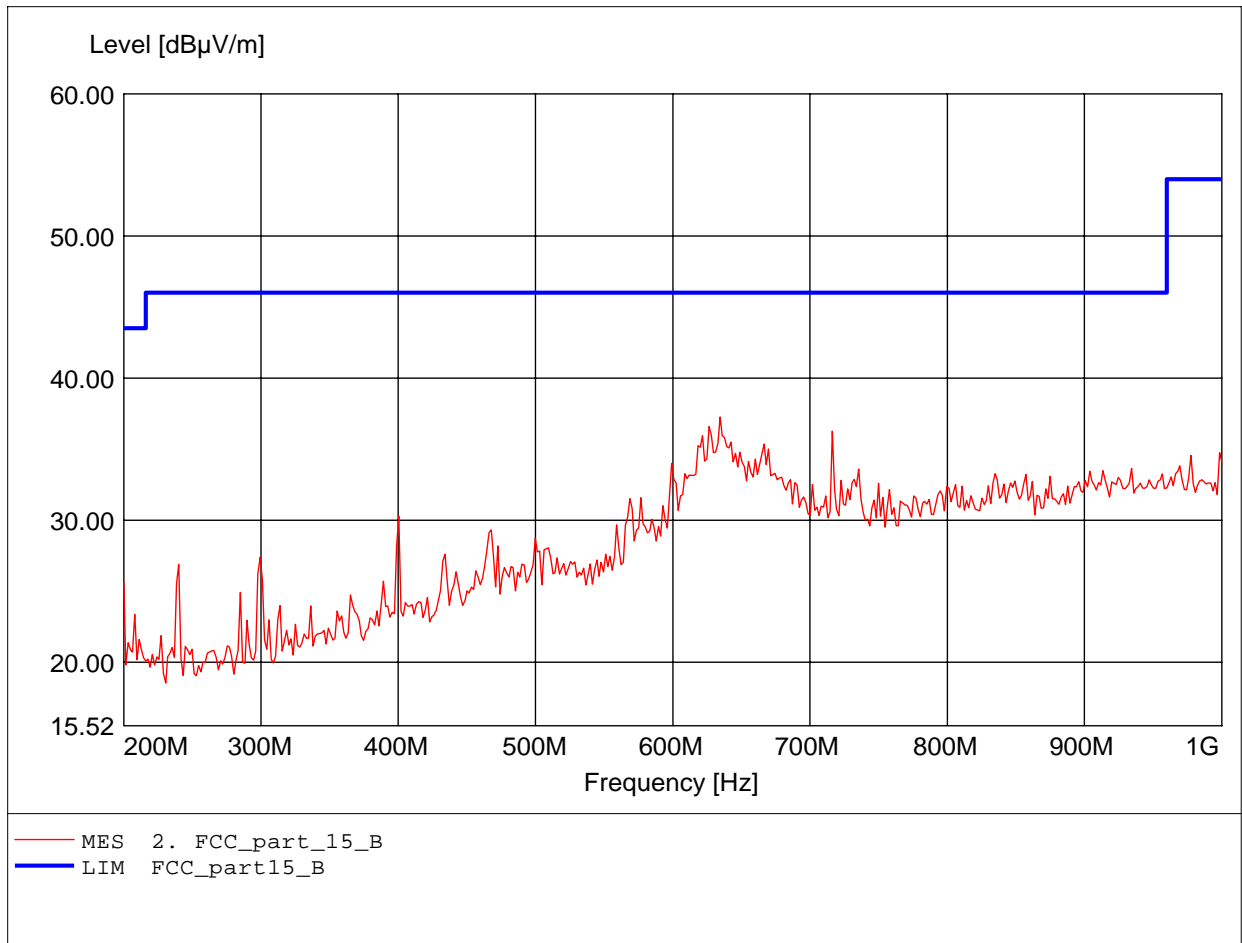
Order Number: W6M20703-7950 802.11b ch1
Test Site / Operator: ETS / Derek
Temperature: Temp.: 23.9°C
Test Specification: according to subpart B / LP 0002
Comment 1: Ant.: HL 223, ampl.
Freq:599.198MHz Emax:36.63dBμV/m RBW: 100 kHz



Field Strength under normal conditions

FCC RULES PART 15, SUBPART B / LP 0002

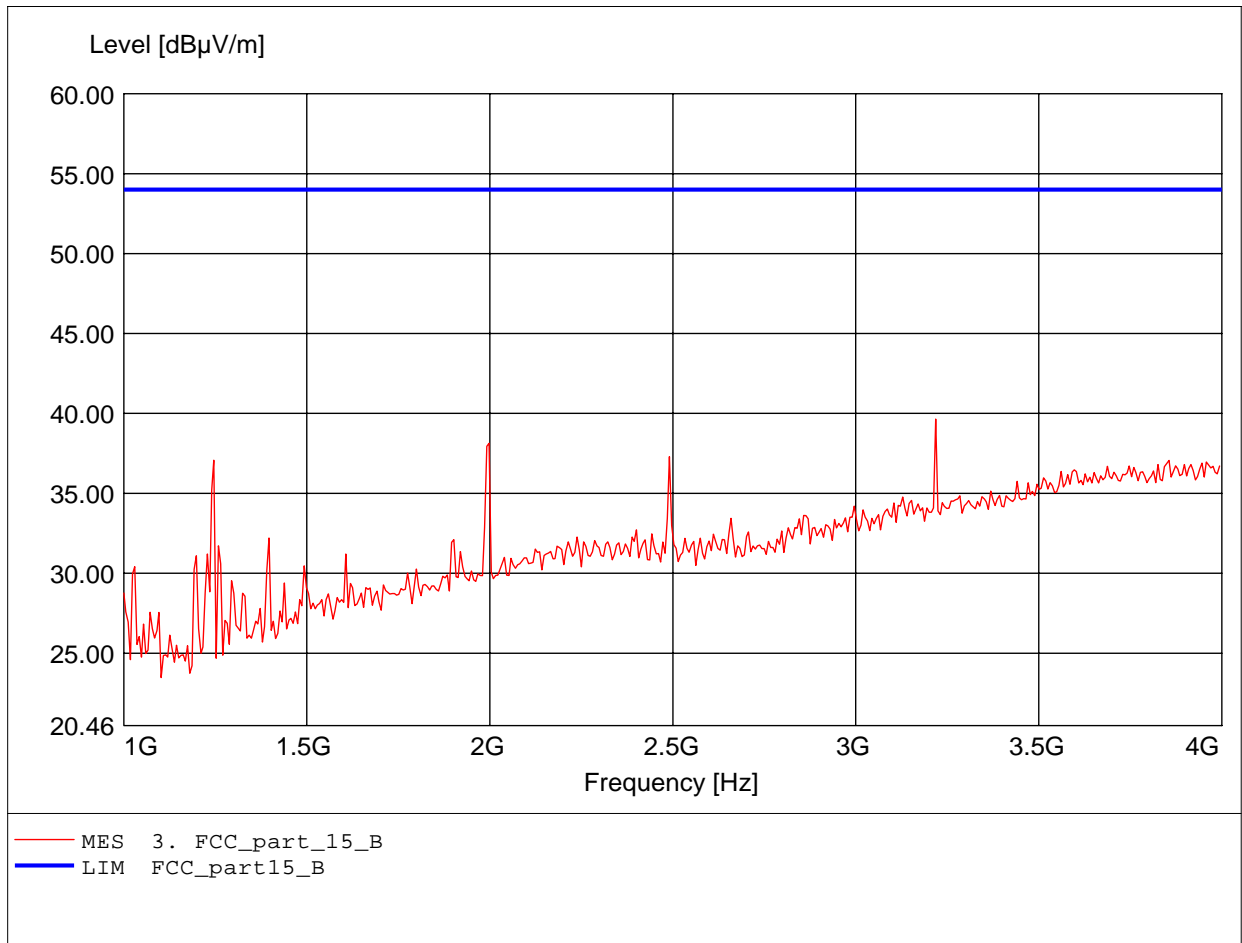
Order Number: W6M20703-7950 802.11b ch1
Test Site / Operator: ETS / Derek
Temperature: Temp.: 23.9°C
Test Specification: according to subpart B / LP 0002
Comment 1: Ant.: HL 223, ampl.
Freq:634.469MHz Emax:37.26dBµV/m RBW: 100 kHz



Field Strength under normal conditions

FCC RULES PART 15, SUBPART B / LP 0002

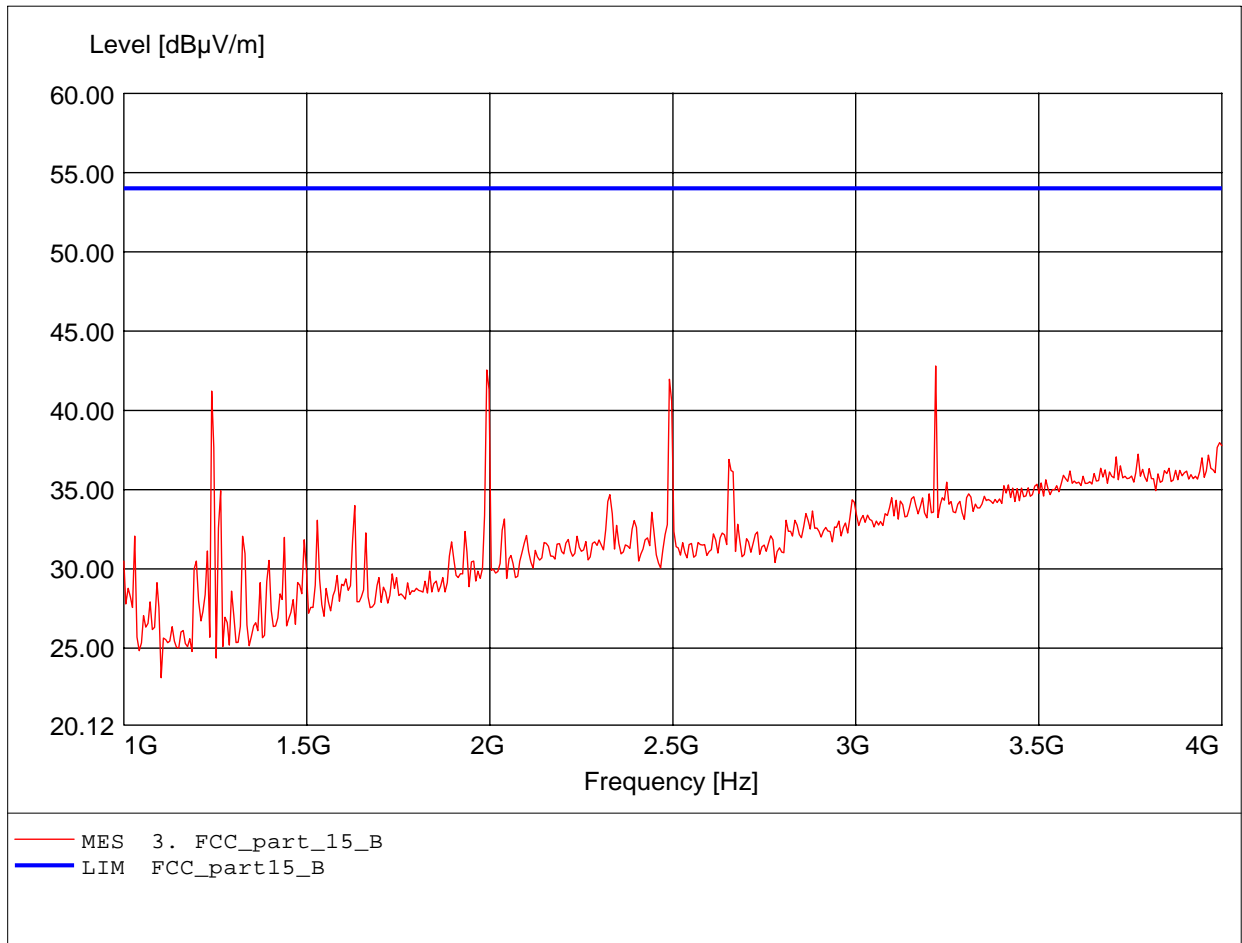
Order Number: W6M20703-7950 802.11b ch1
Test Site / Operator: ETS / Derek
Temperature: Temp.: 23.9°C
Test Specification: according to subpart B / LP 0002
Comment 1: Ant.: HL25, ampl.
Freq:3.218GHz Emax:39.64dBµV/m RBW: 1 MHz



Field Strength under normal conditions

FCC RULES PART 15, SUBPART B / LP 0002

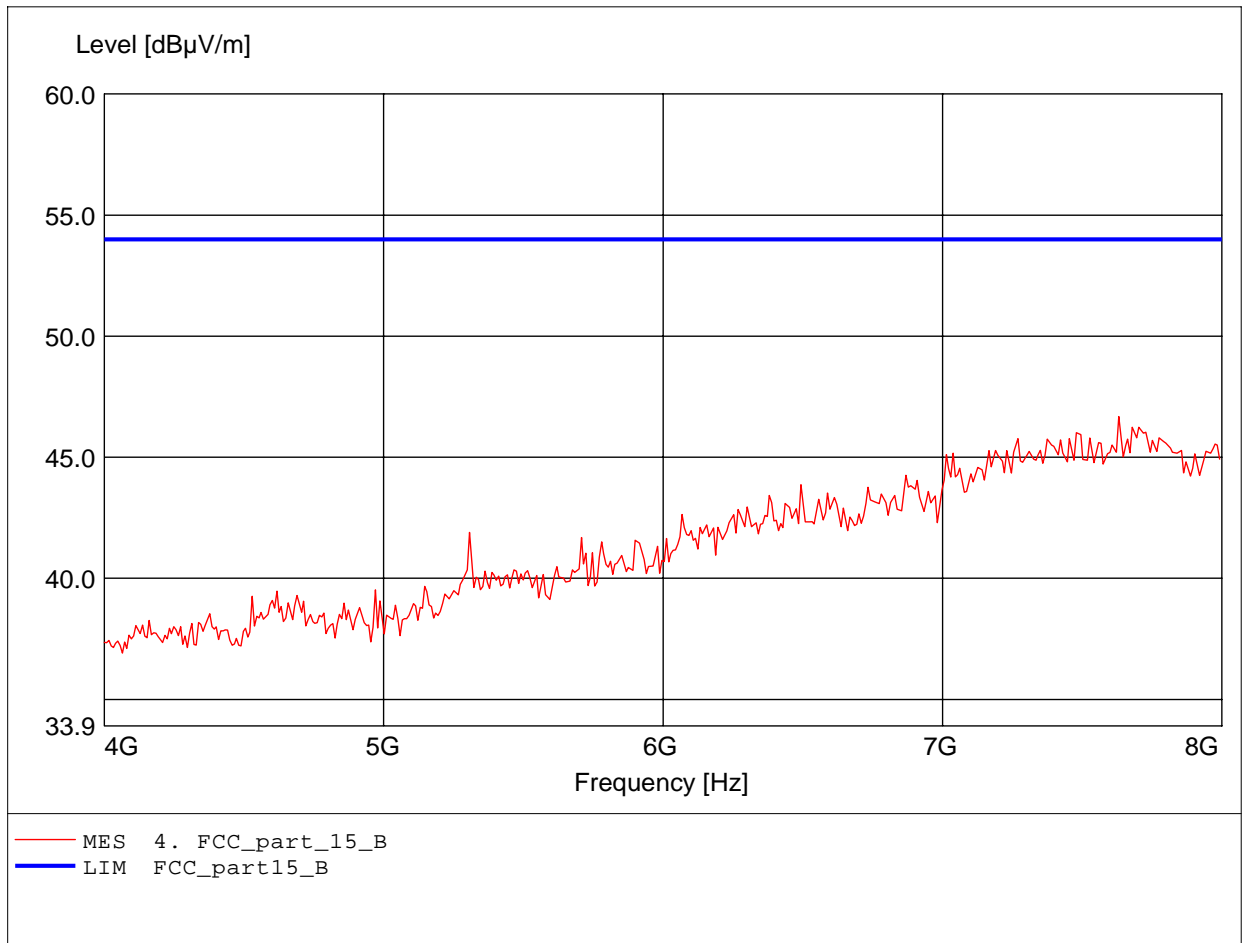
Order Number: W6M20703-7950 802.11b ch1
Test Site / Operator: ETS / Derek
Temperature: Temp.: 23.9°C
Test Specification: according to subpart B / LP 0002
Comment 1: Ant.: HL25, ampl.
Freq:3.218GHz Emax:42.80dBµV/m RBW: 1 MHz



Field Strength under normal conditions

FCC RULES PART 15, SUBPART B / LP 0002

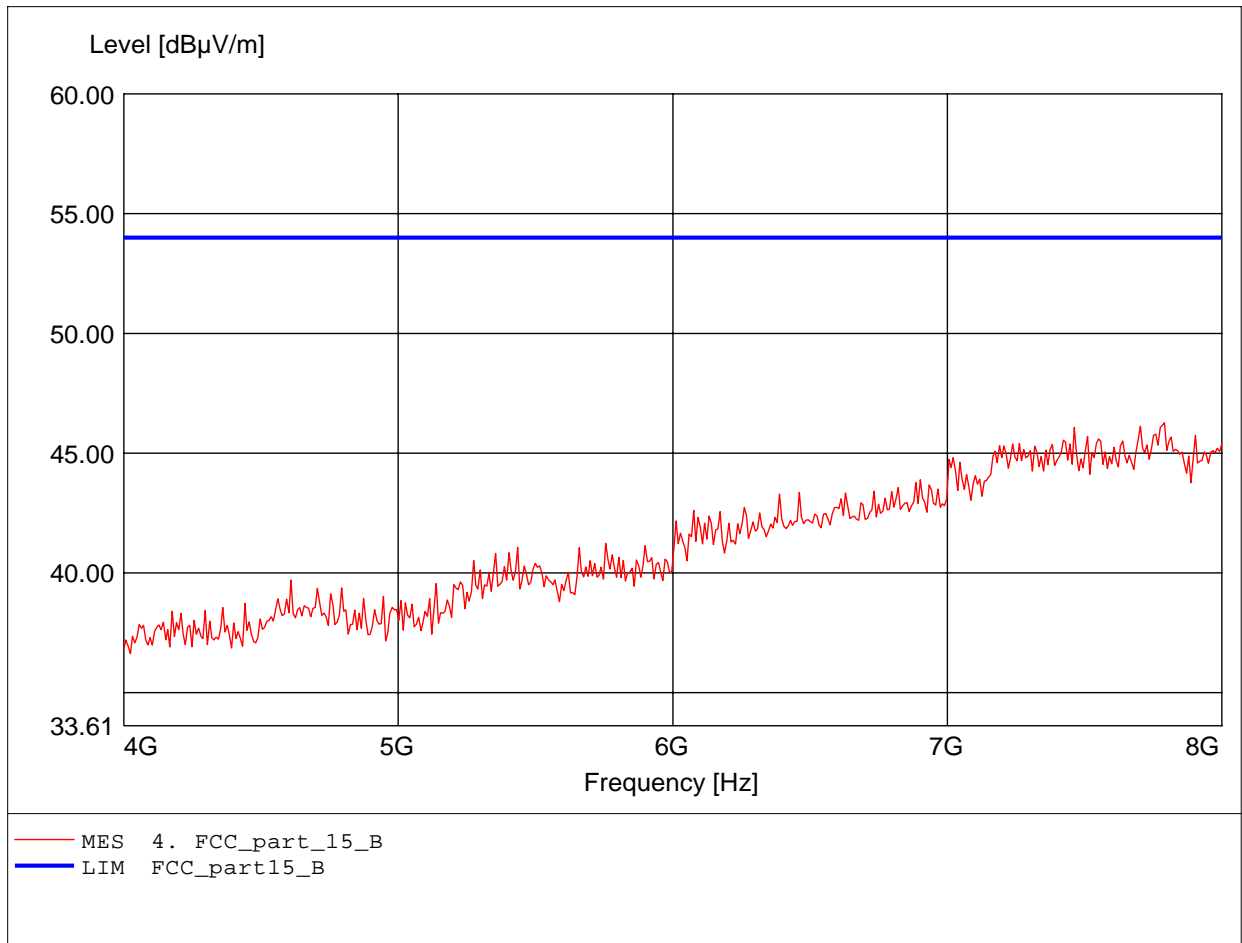
Order Number: W6M20703-7950 802.11b ch1
Test Site / Operator: ETS / Derek
Temperature: Temp.: 23.9°C
Test Specification: according to subpart B / LP 0002
Comment 1: Ant.: HL25, ampl.
Freq:7.631GHz Emax:46.68dBμV/m RBW: 1 MHz



Field Strength under normal conditions

FCC RULES PART 15, SUBPART B / LP 0002

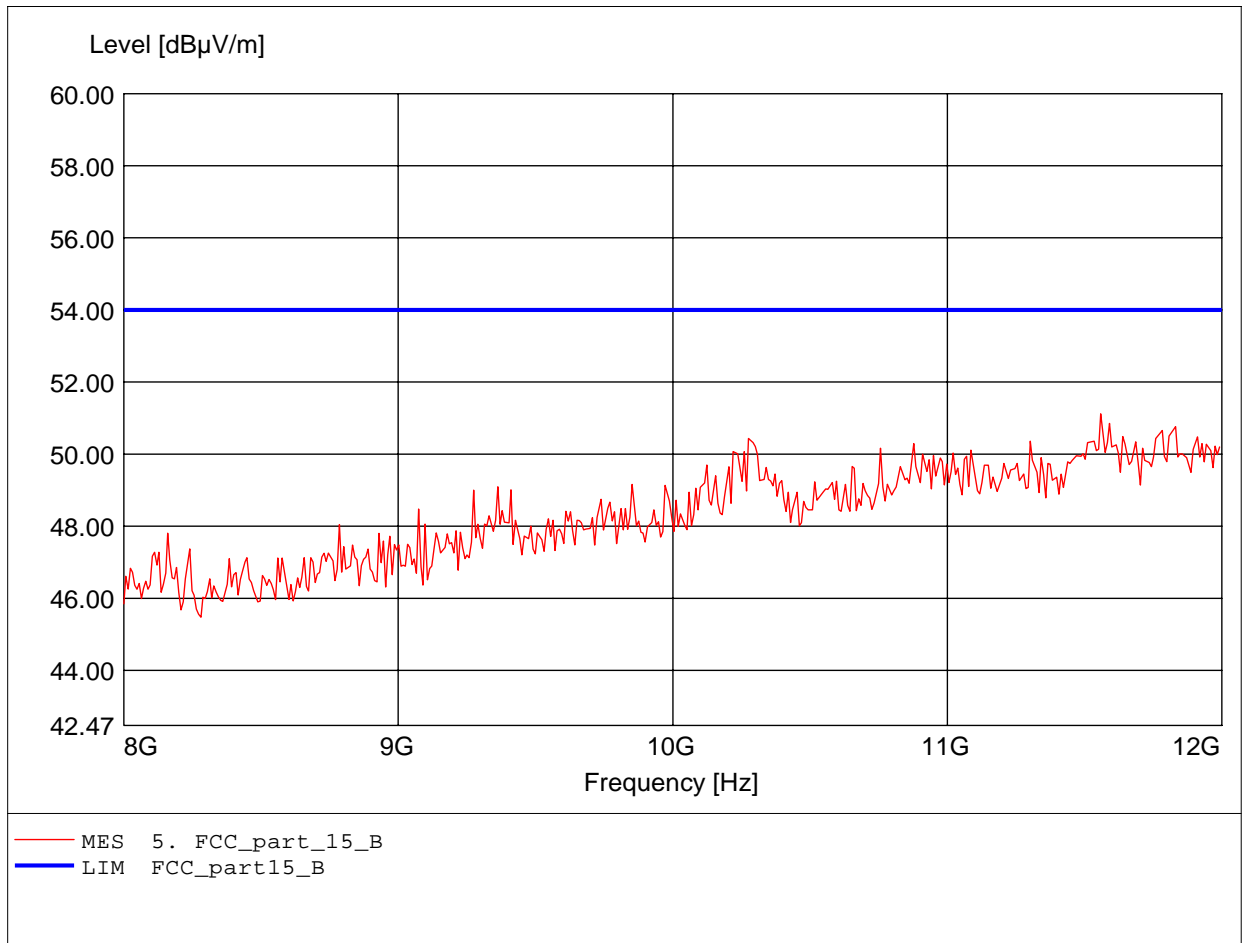
Order Number: W6M20703-7950 802.11b ch1
Test Site / Operator: ETS / Derek
Temperature: Temp.: 23.9°C
Test Specification: according to subpart B / LP 0002
Comment 1: Ant.: HL25, ampl.
Freq:7.792GHz Emax:46.28dBμV/m RBW: 1 MHz



Field Strength under normal conditions

FCC RULES PART 15, SUBPART B / LP 0002

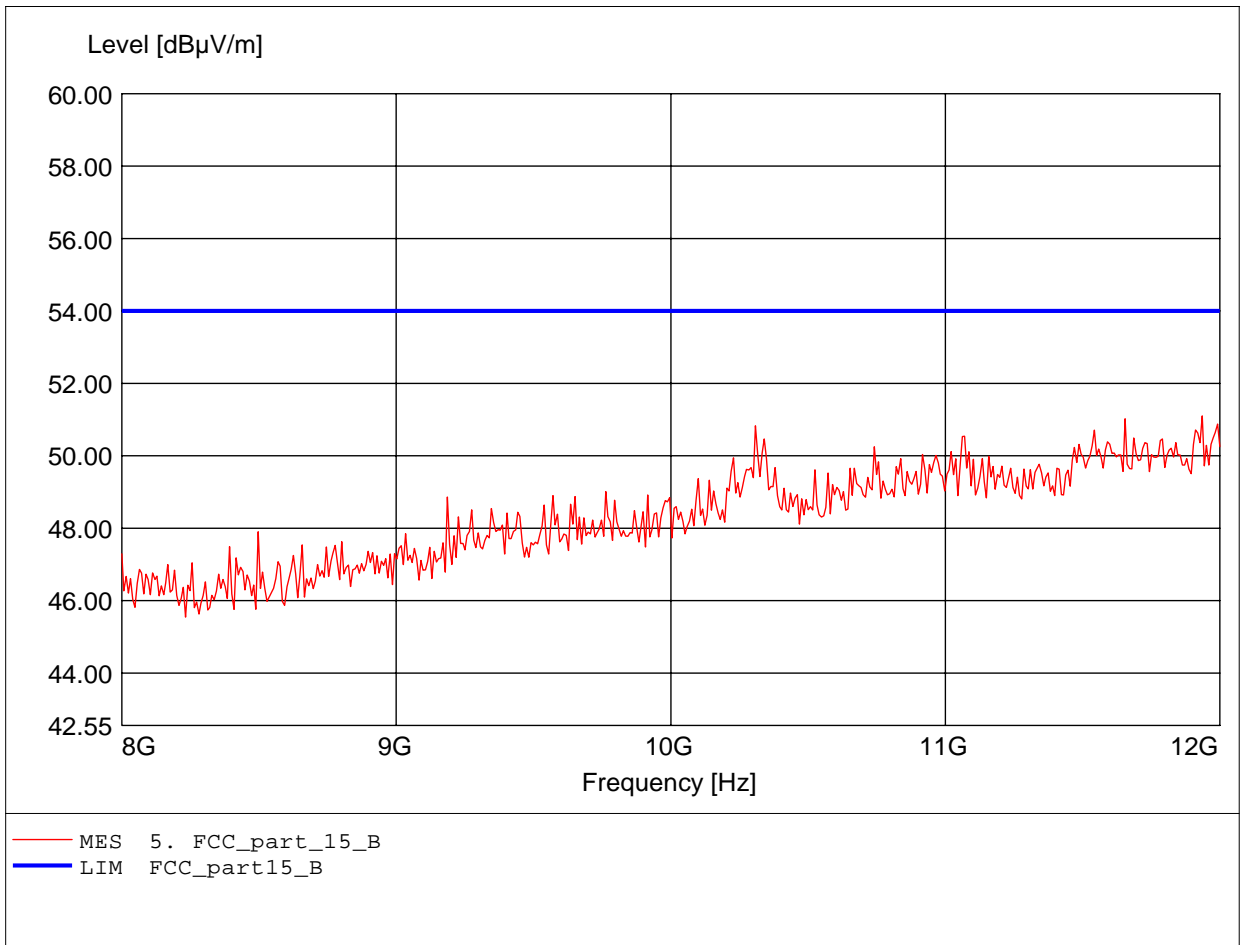
Order Number: W6M20703-7950 802.11b ch1
Test Site / Operator: ETS / Derek
Temperature: Temp.: 23.9°C
Test Specification: according to subpart B / LP 0002
Comment 1: Ant.: HL25, ampl.
Freq:11.559GHz Emax:51.12dBµV/m RBW: 1 MHz



Field Strength under normal conditions

FCC RULES PART 15, SUBPART B / LP 0002

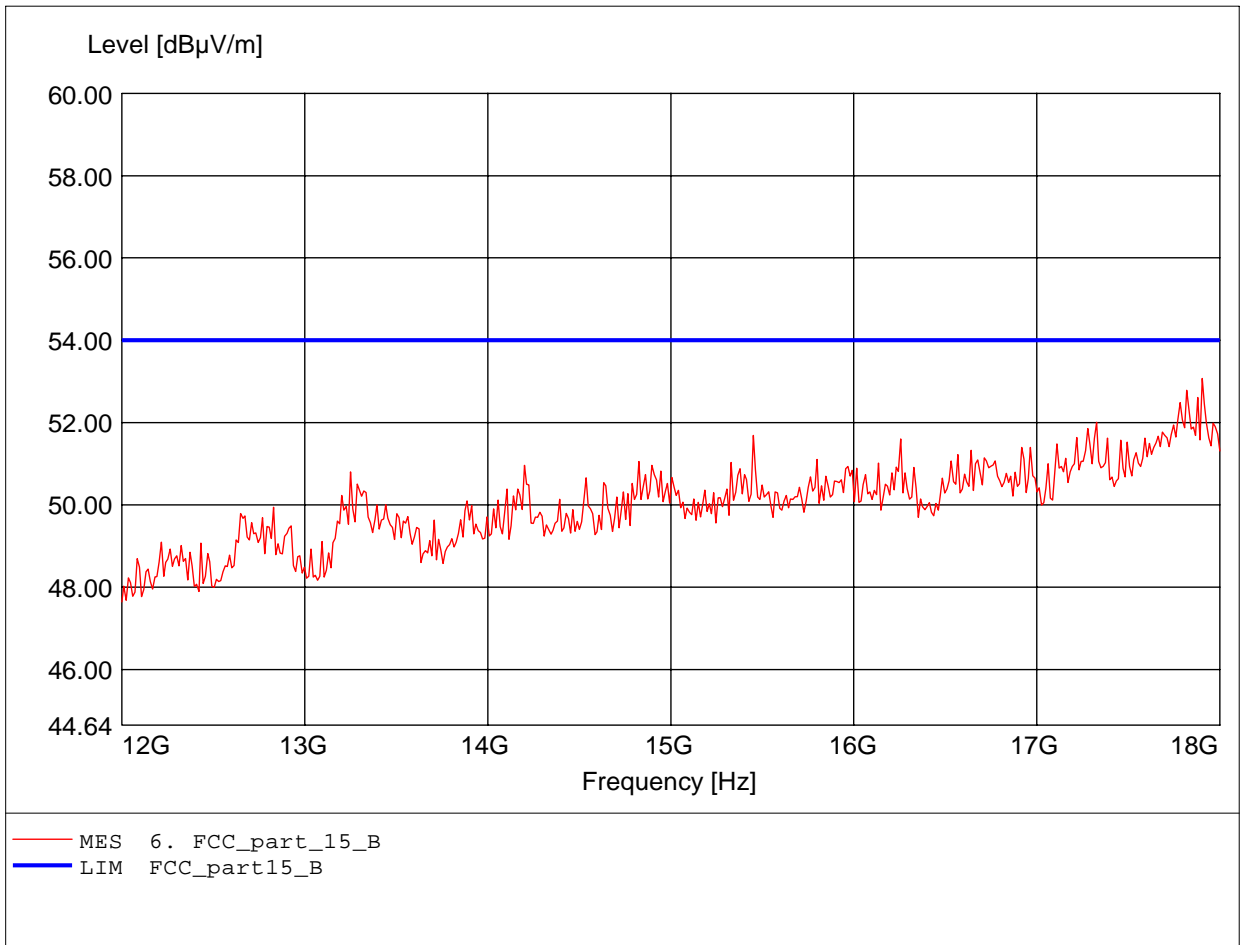
Order Number: W6M20703-7950 802.11b ch1
Test Site / Operator: ETS / Derek
Temperature: Temp.: 23.9°C
Test Specification: according to subpart B / LP 0002
Comment 1: Ant.: HL25, ampl.
Freq:11.936GHz Emax:51.10dBμV/m RBW: 1 MHz



Field Strength under normal conditions

FCC RULES PART 15, SUBPART B / LP 0002

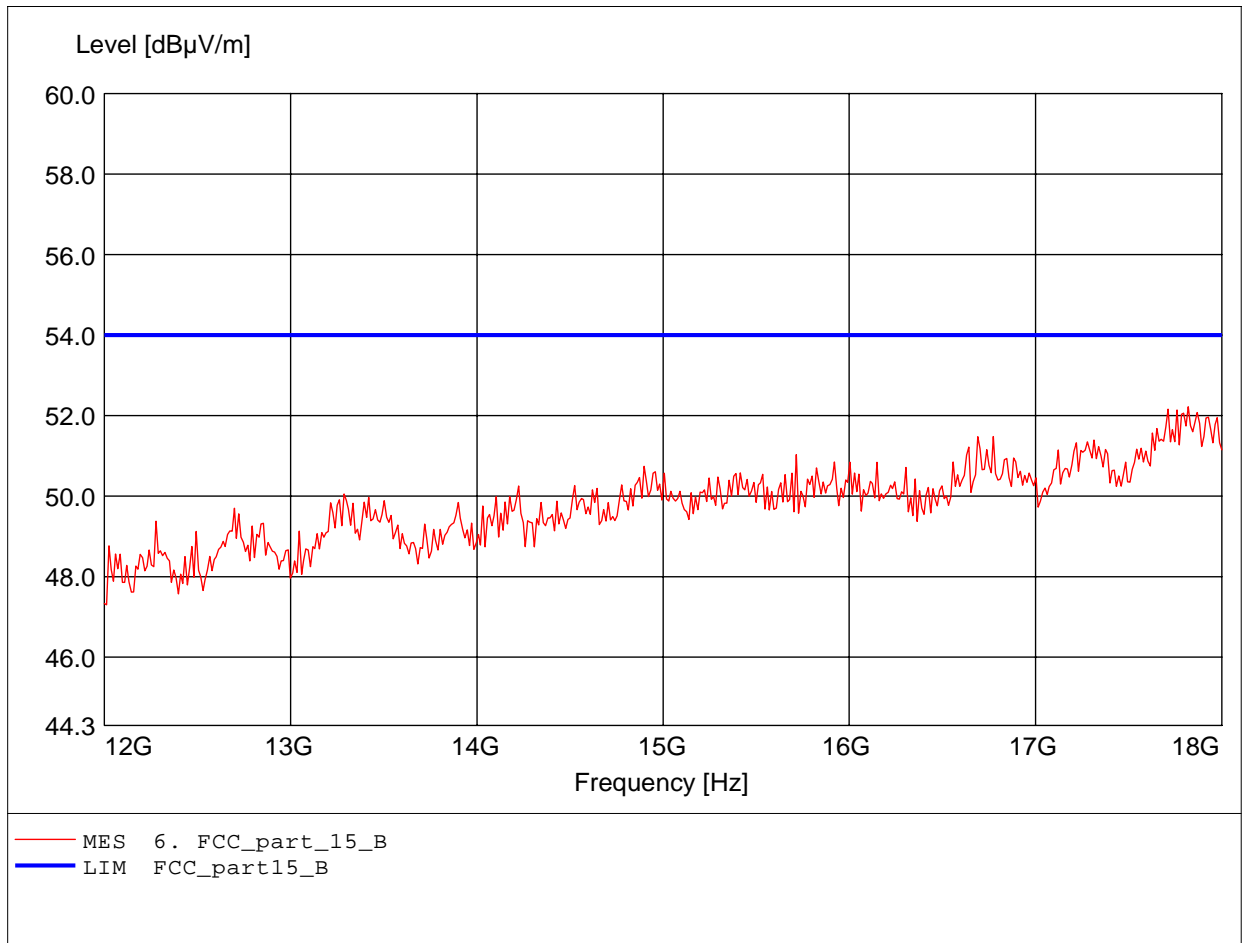
Order Number: W6M20703-7950 802.11b ch1
Test Site / Operator: ETS / Derek
Temperature: Temp.: 23.9°C
Test Specification: according to subpart B / LP 0002
Comment 1: Ant.: HL25, ampl.
Freq:17.904GHz Emax:53.07dBµV/m RBW: 1 MHz



Field Strength under normal conditions

FCC RULES PART 15, SUBPART B / LP 0002

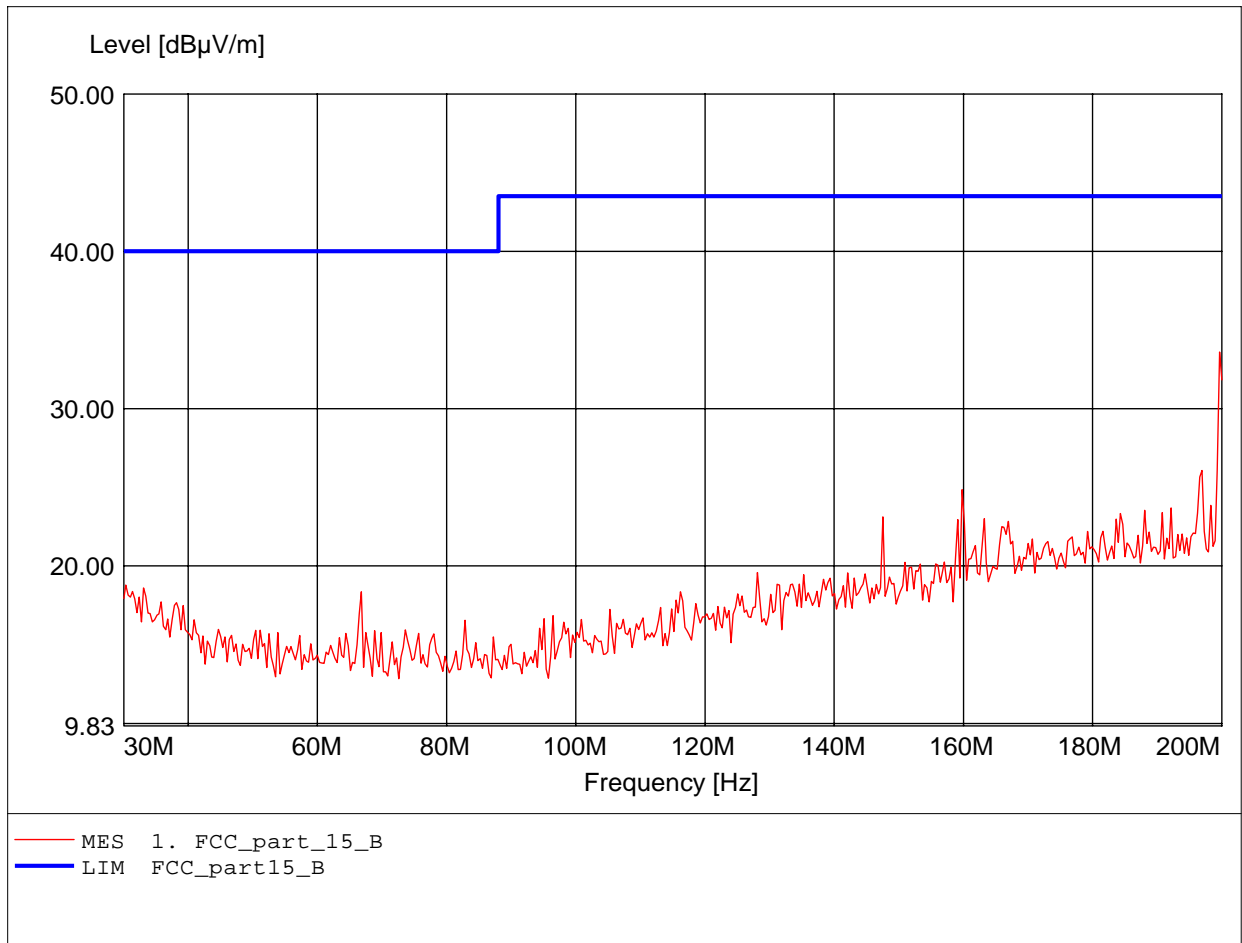
Order Number: W6M20703-7950 802.11b ch1
Test Site / Operator: ETS / Derek
Temperature: Temp.: 23.9°C
Test Specification: according to subpart B / LP 0002
Comment 1: Ant.: HL25, ampl.
Freq:17.820GHz Emax:52.22dBµV/m RBW: 1 MHz



Field Strength under normal conditions

FCC RULES PART 15, SUBPART B / LP 0002

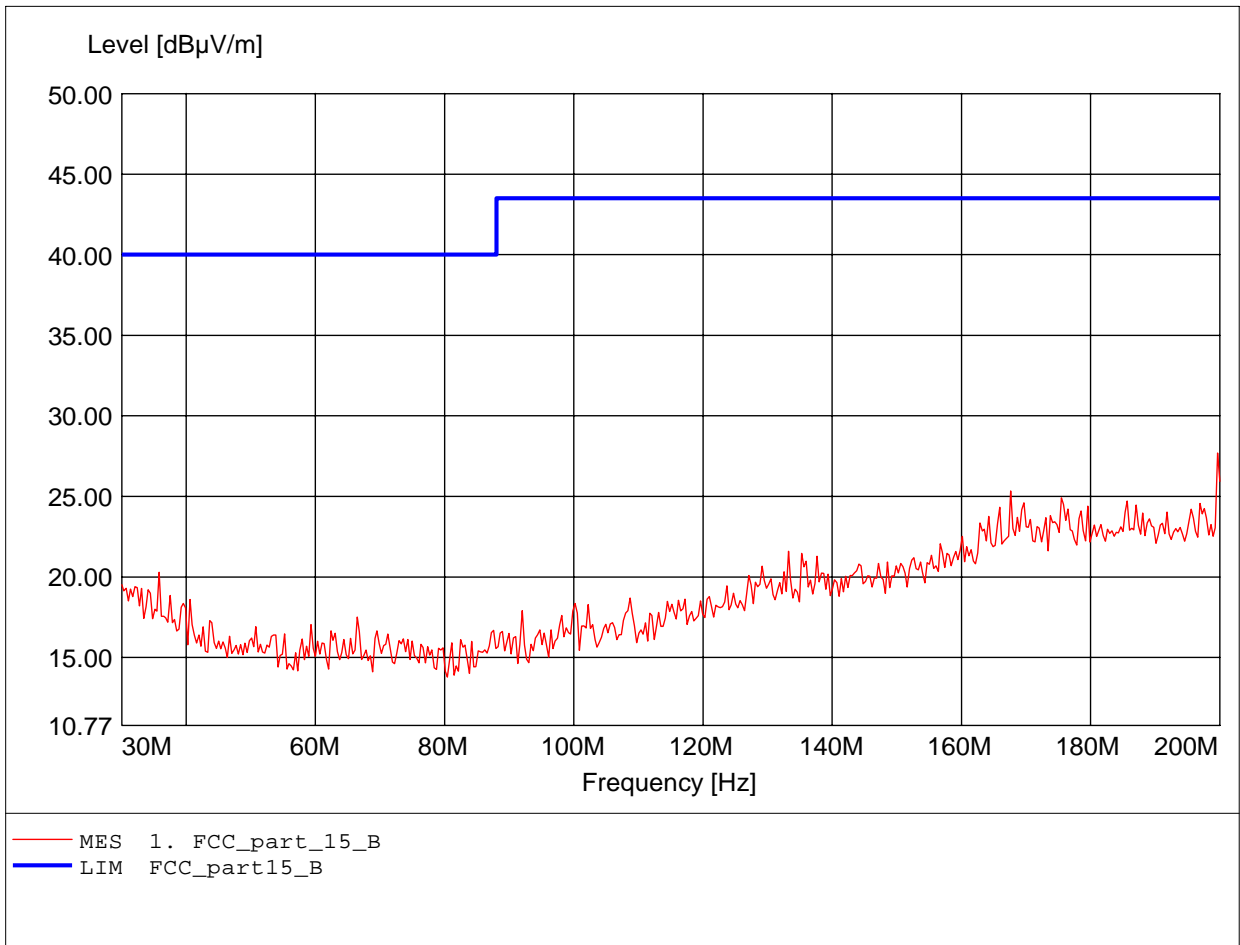
Order Number: W6M20703-7950 802.11b ch6
Test Site / Operator: ETS / Derek
Temperature: Temp.: 23.9°C
Test Specification: according to subpart B / LP 0002
Comment 1: Ant.: HK 116
Freq:199.659MHz Emax:33.60dBµV/m RBW: 100 kHz



Field Strength under normal conditions

FCC RULES PART 15, SUBPART B / LP 0002

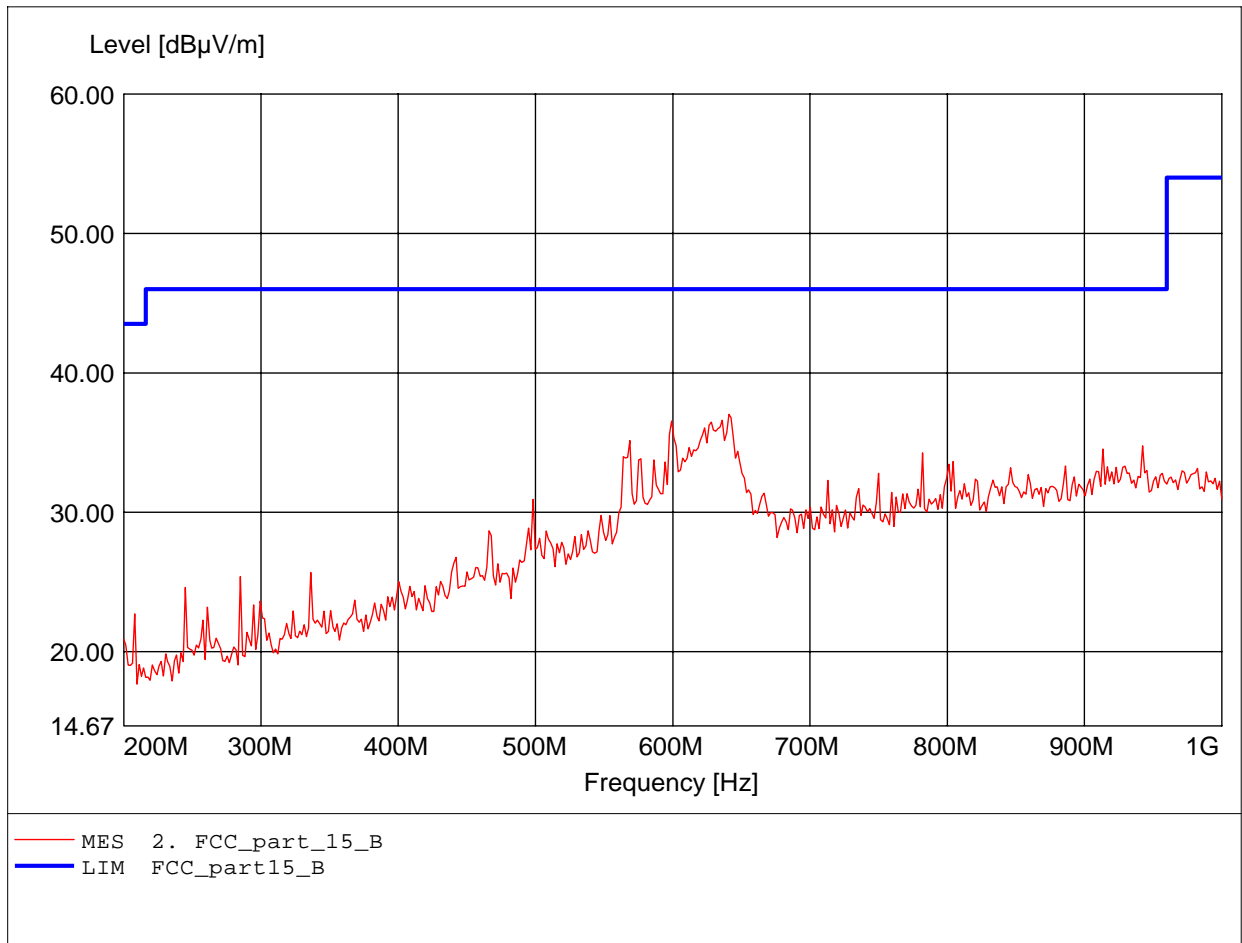
Order Number: W6M20703-7950 802.11b ch6
Test Site / Operator: ETS / Derek
Temperature: Temp.: 23.9°C
Test Specification: according to subpart B / LP 0002
Comment 1: Ant.: HK 116
Freq:199.659MHz Emax:27.69dBμV/m RBW: 100 kHz



Field Strength under normal conditions

FCC RULES PART 15, SUBPART B / LP 0002

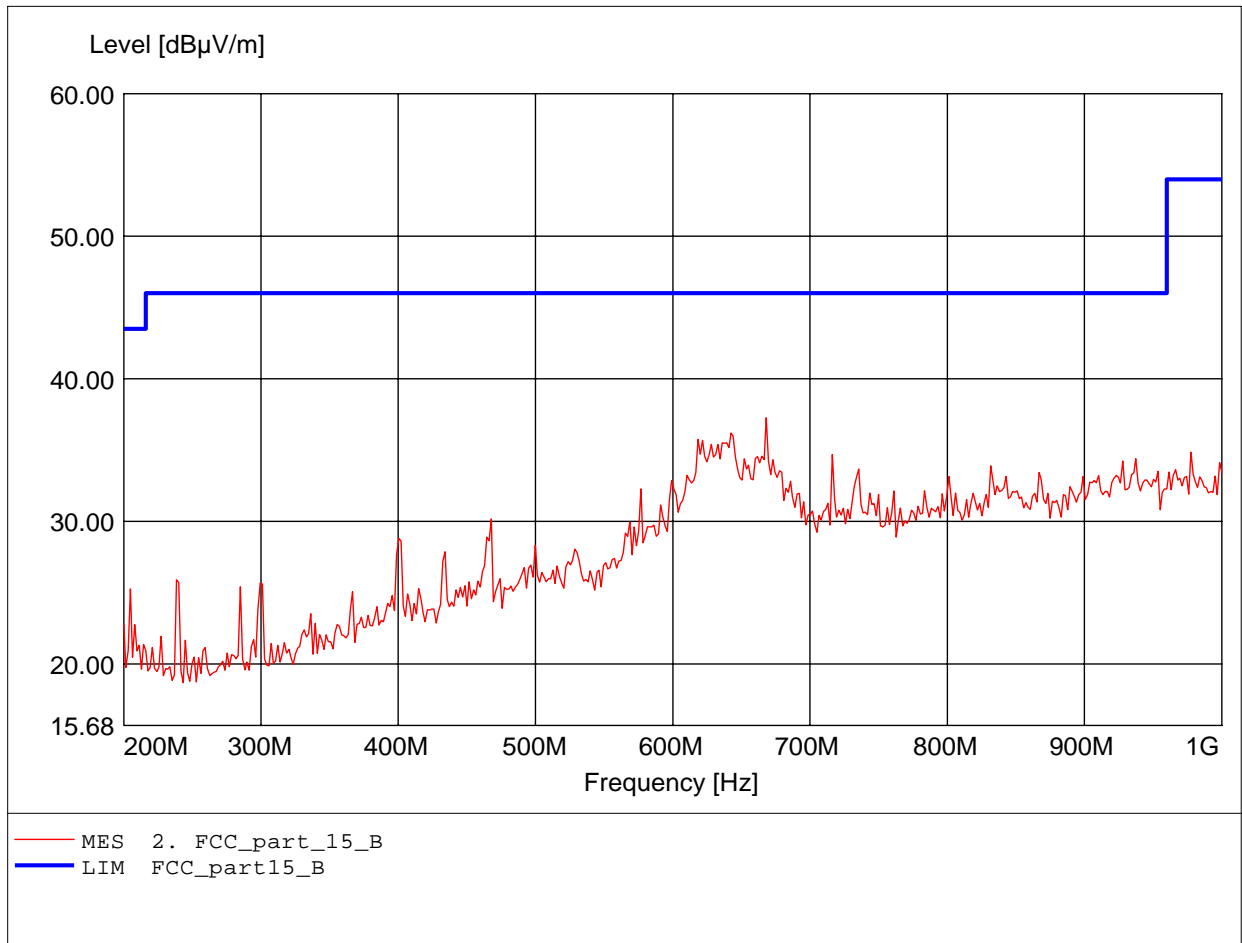
Order Number: W6M20703-7950 802.11b ch6
Test Site / Operator: ETS / Derek
Temperature: Temp.: 23.9°C
Test Specification: according to subpart B / LP 0002
Comment 1: Ant.: HL 223, ampl.
Freq:640.882MHz Emax:37.03dBμV/m RBW: 100 kHz



Field Strength under normal conditions

FCC RULES PART 15, SUBPART B / LP 0002

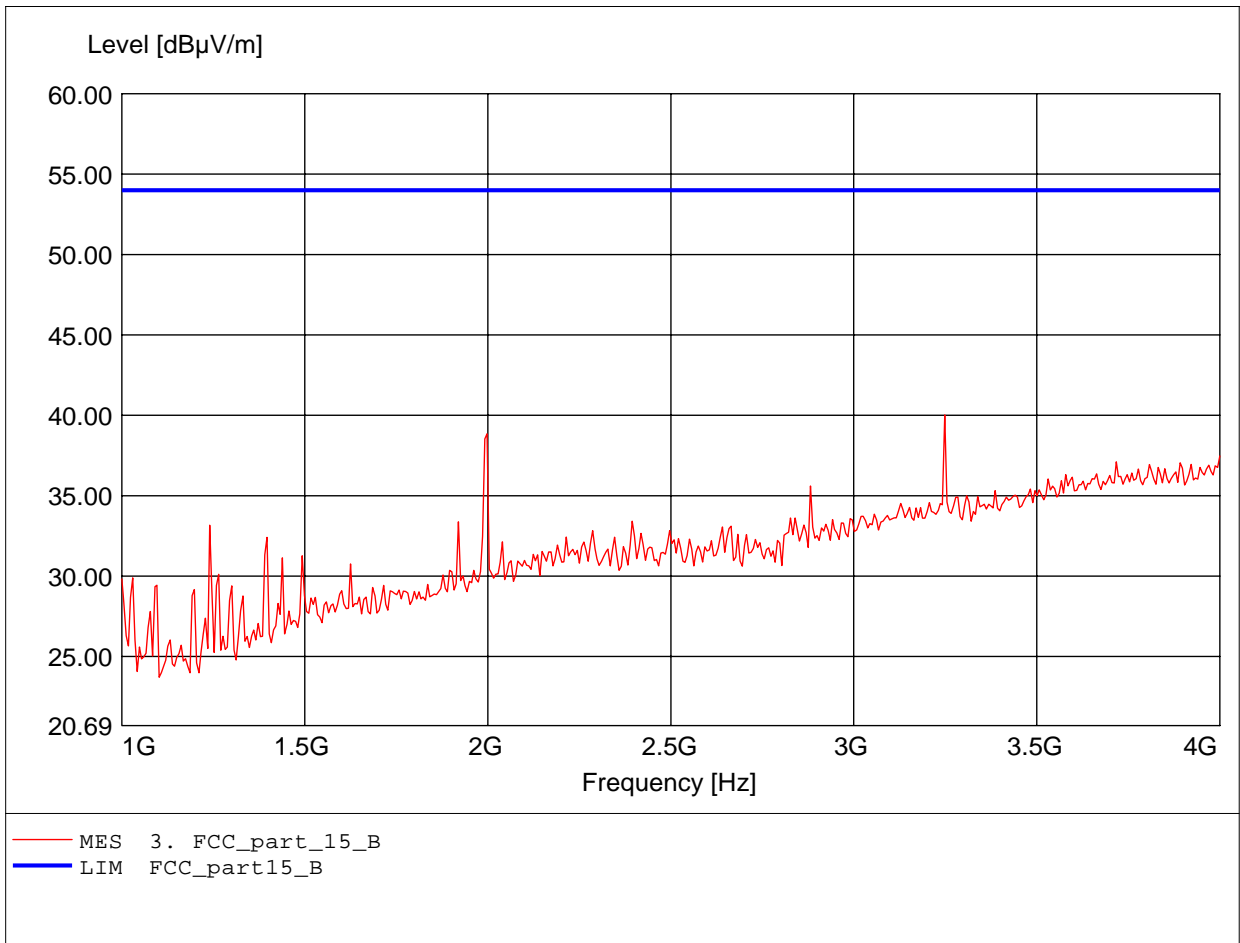
Order Number: W6M20703-7950 802.11b ch6
Test Site / Operator: ETS / Derek
Temperature: Temp.: 23.9°C
Test Specification: according to subpart B / LP 0002
Comment 1: Ant.: HL 223, ampl.
Freq:668.136MHz Emax:37.26dBμV/m RBW: 100 kHz



Field Strength under normal conditions

FCC RULES PART 15, SUBPART B / LP 0002

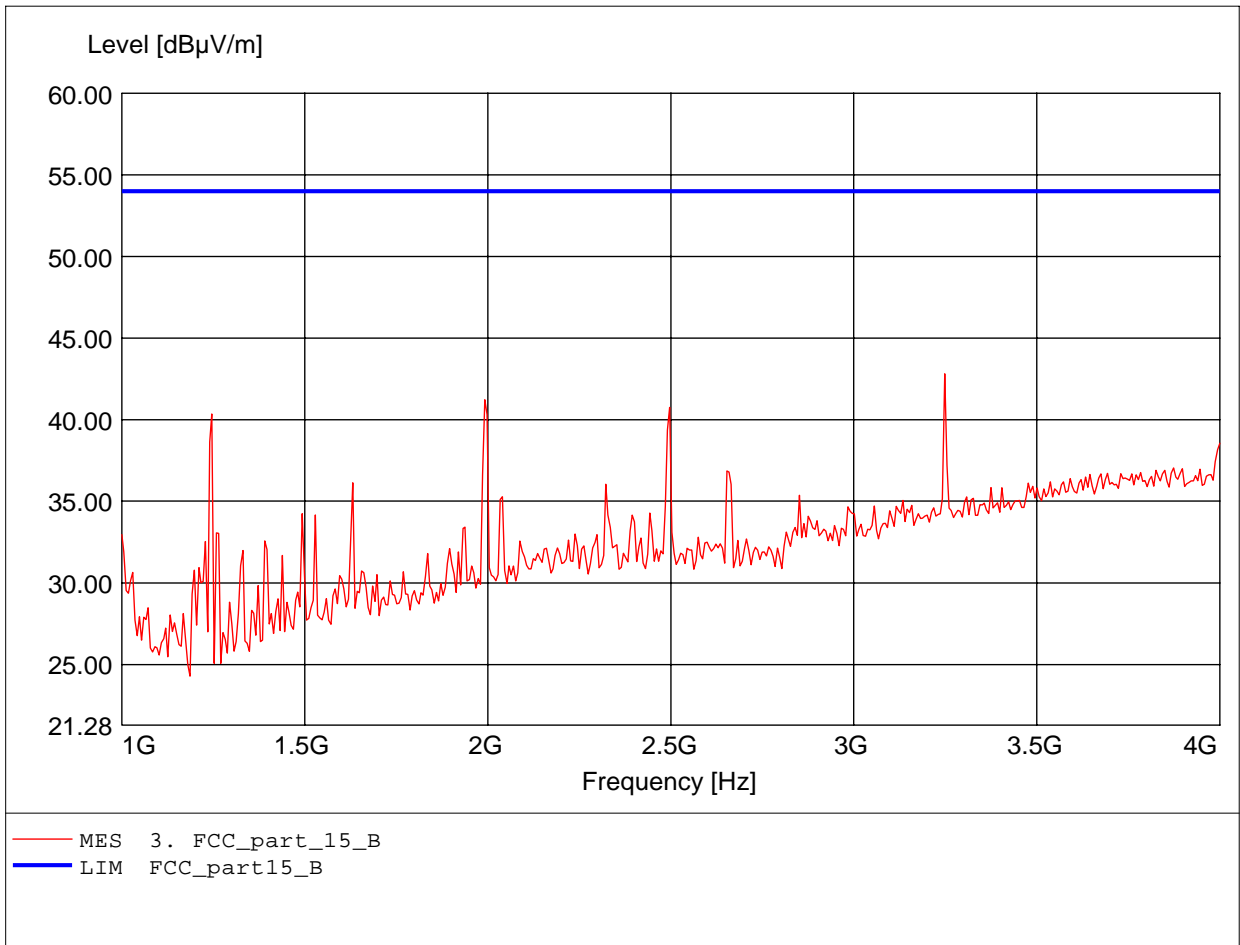
Order Number: W6M20703-7950 802.11b ch6
Test Site / Operator: ETS / Derek
Temperature: Temp.: 23.9°C
Test Specification: according to subpart B / LP 0002
Comment 1: Ant.: HL25, ampl.
Freq:3.248GHz Emax:40.02dBμV/m RBW: 1 MHz



Field Strength under normal conditions

FCC RULES PART 15, SUBPART B / LP 0002

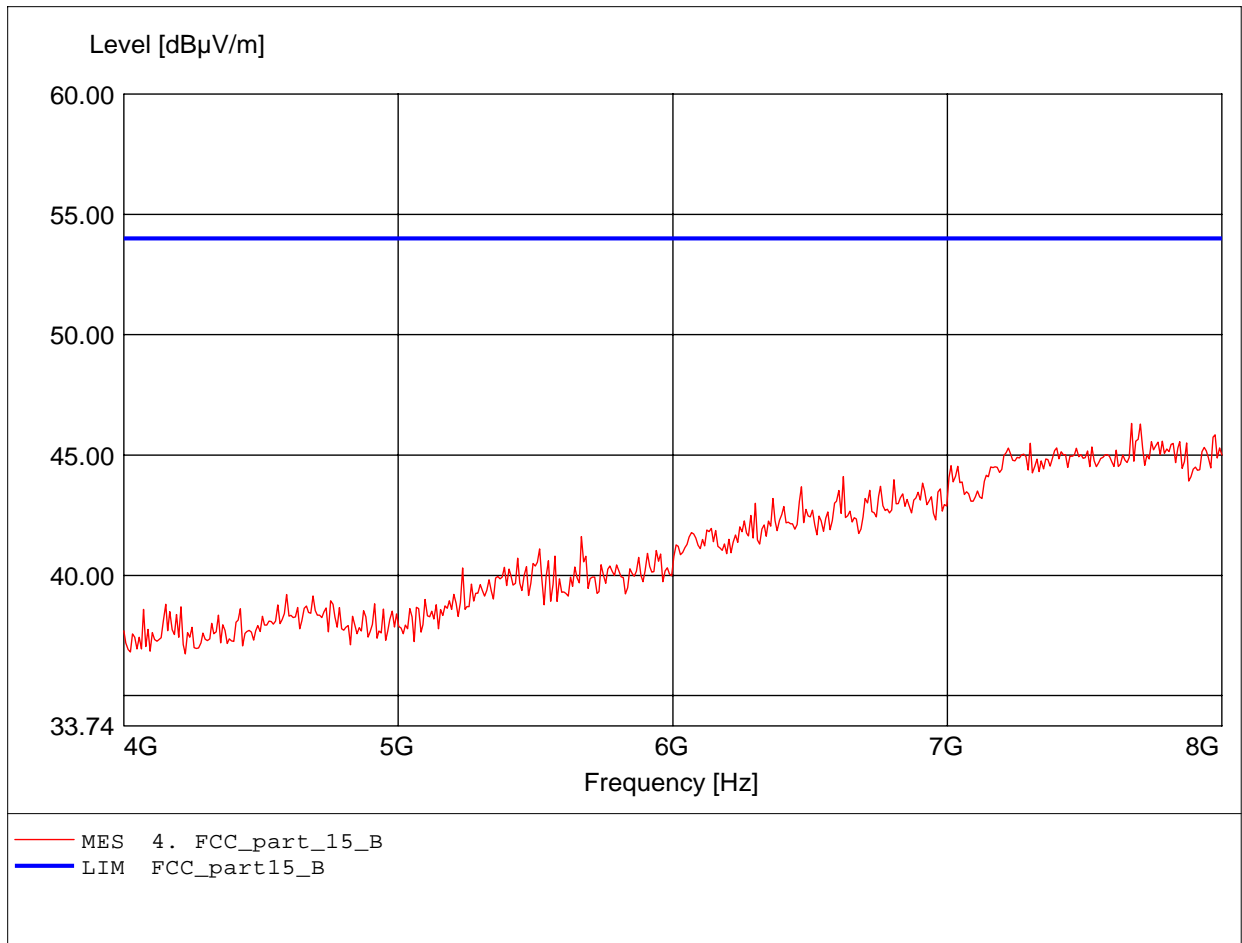
Order Number: W6M20703-7950 802.11b ch6
Test Site / Operator: ETS / Derek
Temperature: Temp.: 23.9°C
Test Specification: according to subpart B / LP 0002
Comment 1: Ant.: HL25, ampl.
Freq:3.248GHz Emax:42.80dBµV/m RBW: 1 MHz



Field Strength under normal conditions

FCC RULES PART 15, SUBPART B / LP 0002

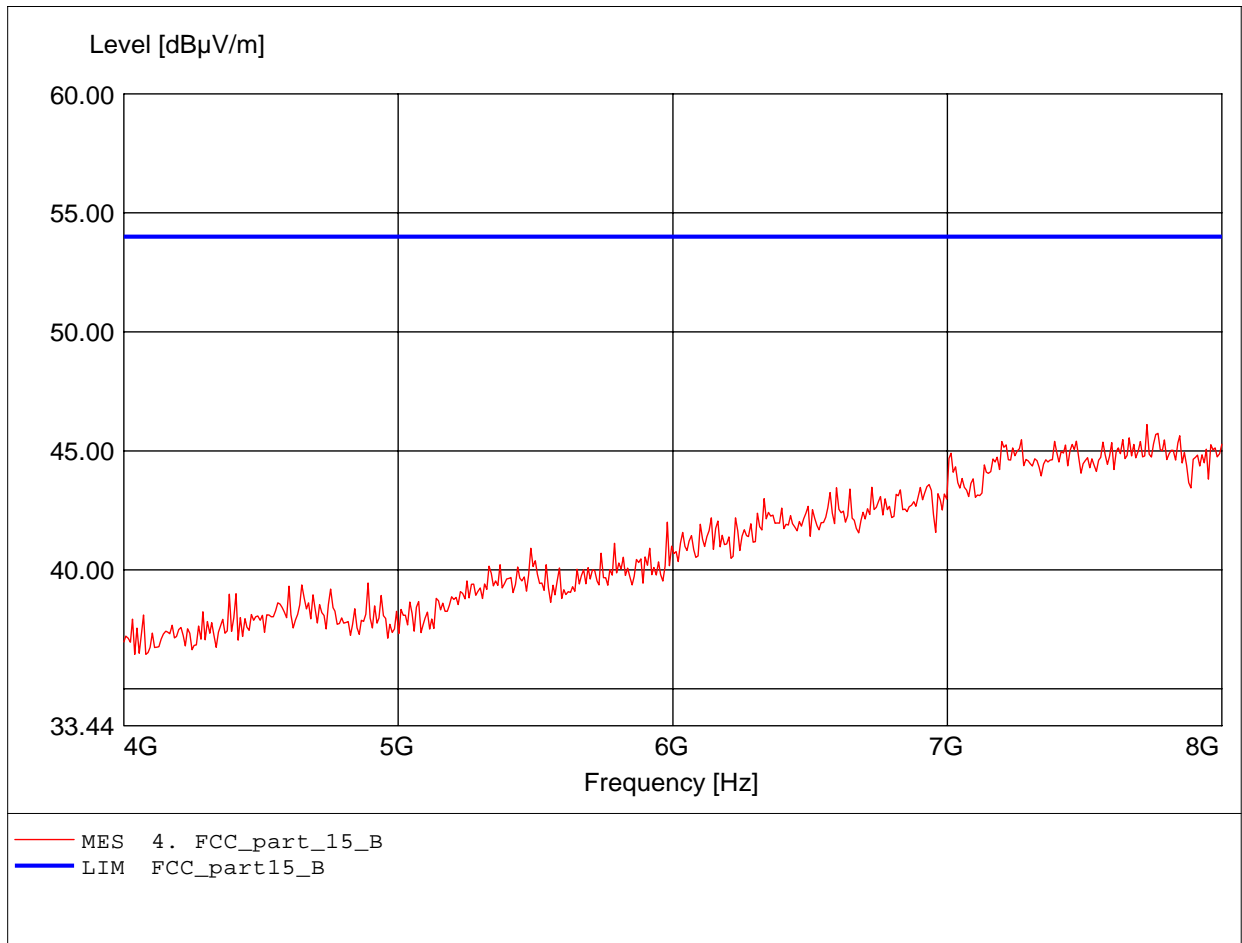
Order Number: W6M20703-7950 802.11b ch6
Test Site / Operator: ETS / Derek
Temperature: Temp.: 23.9°C
Test Specification: according to subpart B / LP 0002
Comment 1: Ant.: HL25, ampl.
Freq:7.671GHz Emax:46.31dBμV/m RBW: 1 MHz



Field Strength under normal conditions

FCC RULES PART 15, SUBPART B / LP 0002

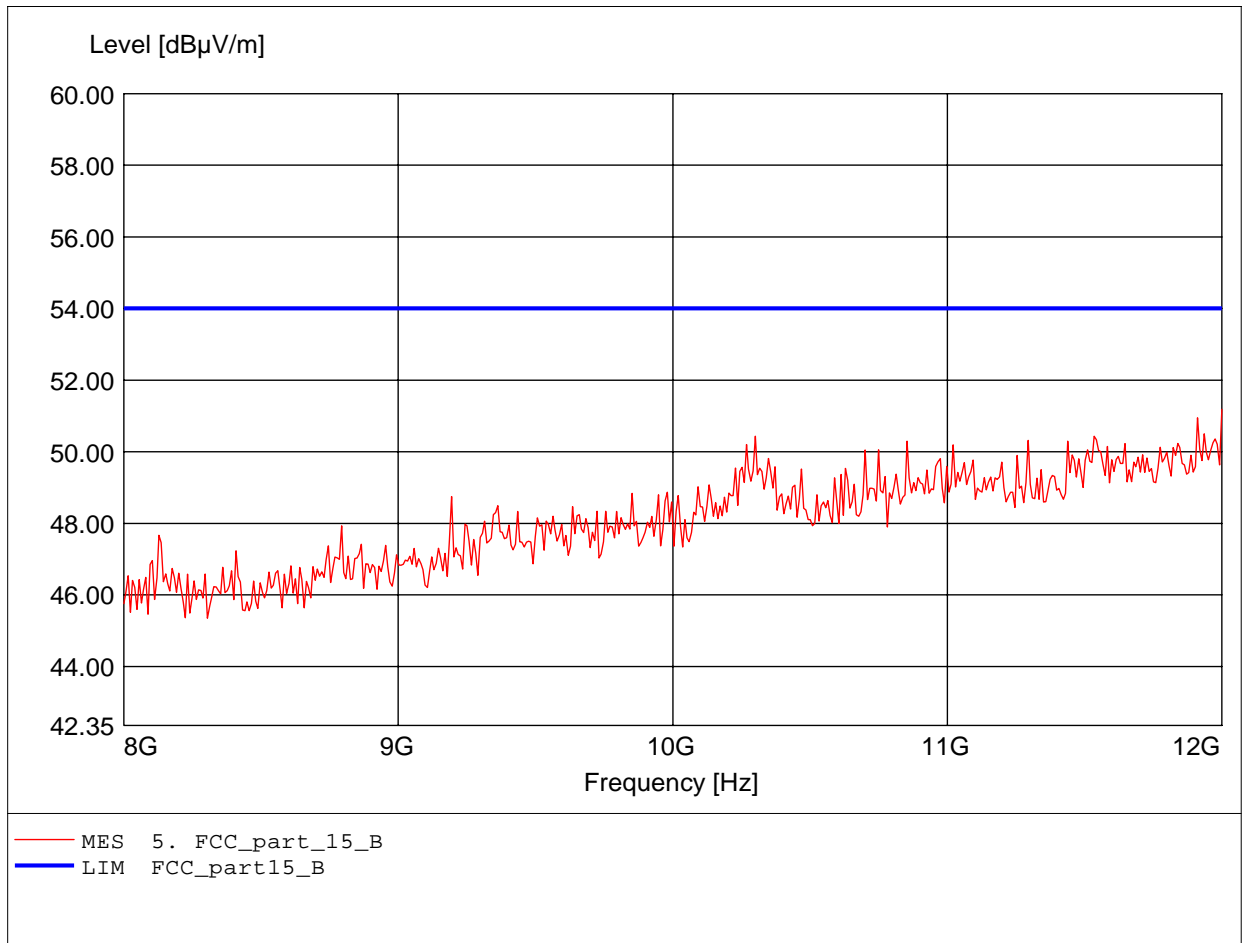
Order Number: W6M20703-7950 802.11b ch6
Test Site / Operator: ETS / Derek
Temperature: Temp.: 23.9°C
Test Specification: according to subpart B / LP 0002
Comment 1: Ant.: HL25, ampl.
Freq:7.727GHz Emax:46.10dBμV/m RBW: 1 MHz



Field Strength under normal conditions

FCC RULES PART 15, SUBPART B / LP 0002

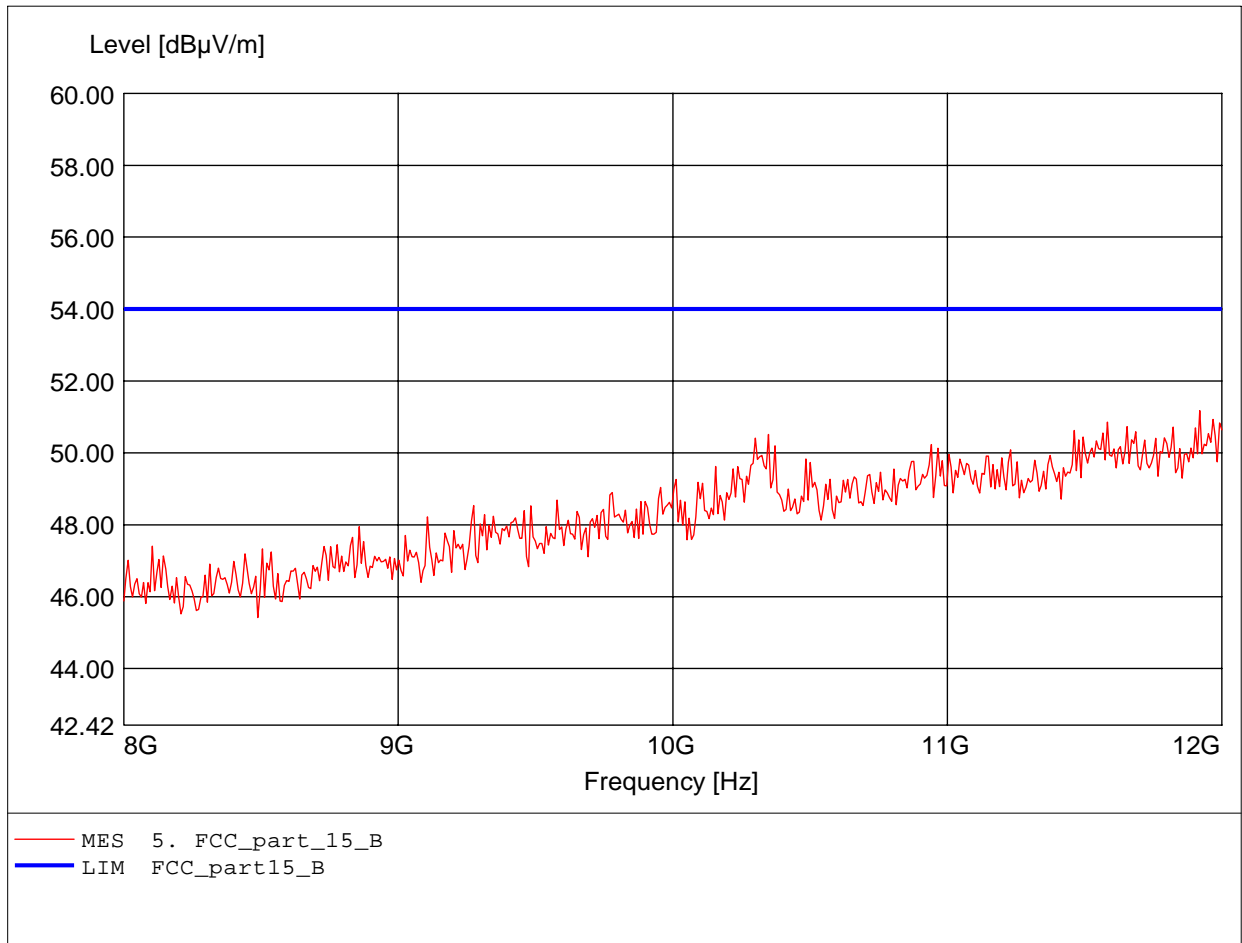
Order Number: W6M20703-7950 802.11b ch6
Test Site / Operator: ETS / Derek
Temperature: Temp.: 23.9°C
Test Specification: according to subpart B / LP 0002
Comment 1: Ant.: HL25, ampl.
Freq:12.000GHz Emax:51.18dBµV/m RBW: 1 MHz



Field Strength under normal conditions

FCC RULES PART 15, SUBPART B / LP 0002

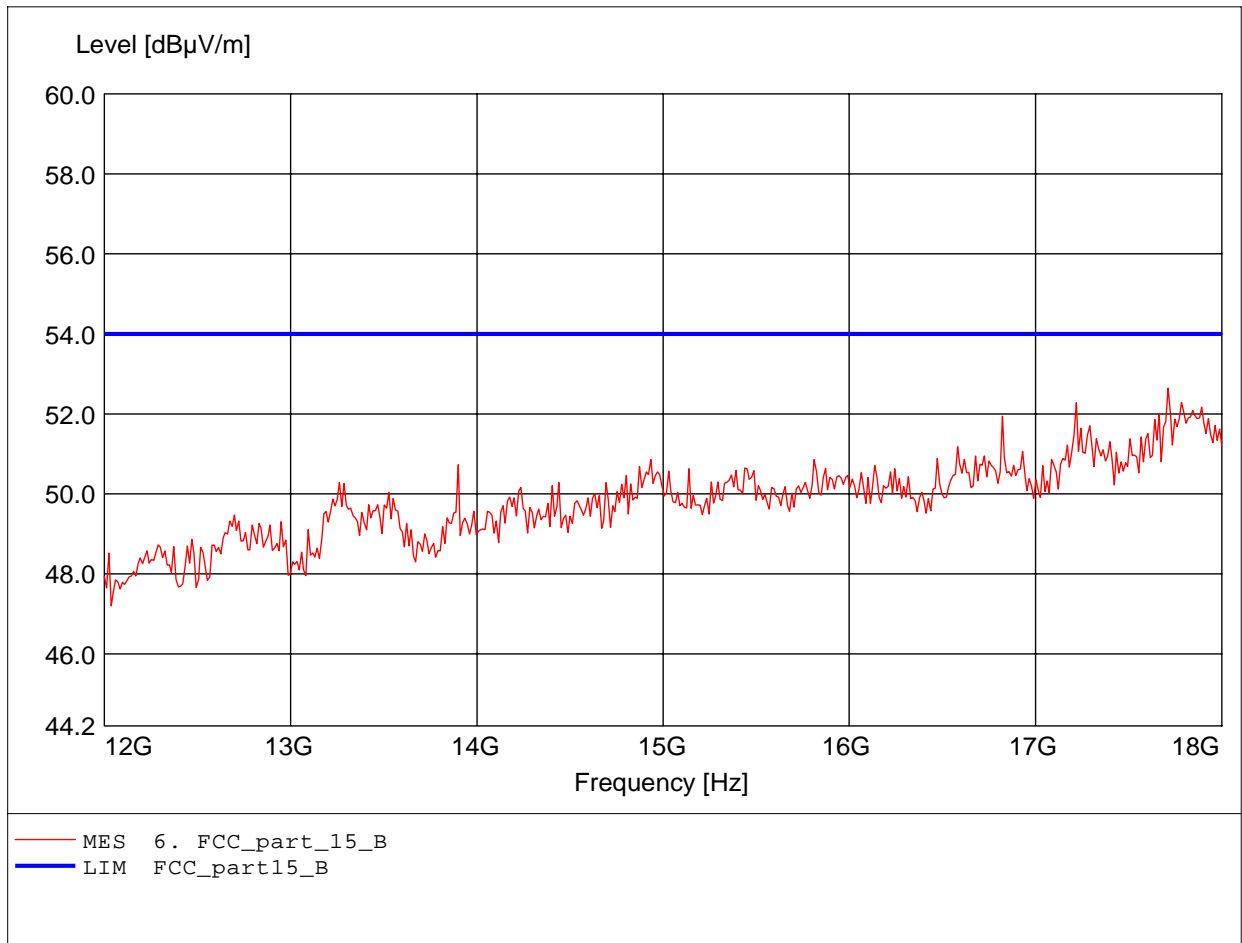
Order Number: W6M20703-7950 802.11b ch6
Test Site / Operator: ETS / Derek
Temperature: Temp.: 23.9°C
Test Specification: according to subpart B / LP 0002
Comment 1: Ant.: HL25, ampl.
Freq:11.920GHz Emax:51.17dBµV/m RBW: 1 MHz



Field Strength under normal conditions

FCC RULES PART 15, SUBPART B / LP 0002

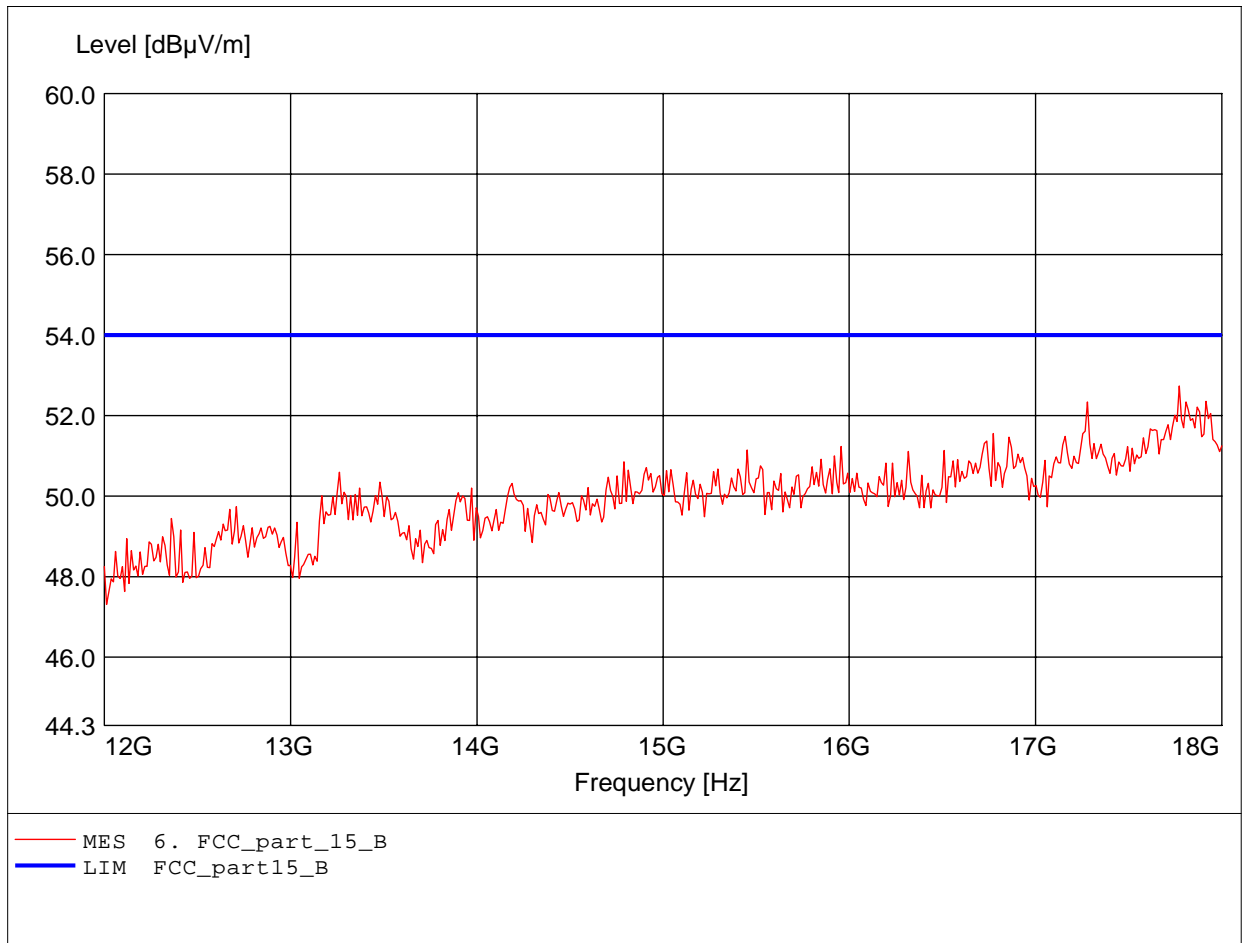
Order Number: W6M20703-7950 802.11b ch6
Test Site / Operator: ETS / Derek
Temperature: Temp.: 23.9°C
Test Specification: according to subpart B / LP 0002
Comment 1: Ant.: HL25, ampl.
Freq:17.711GHz Emax:52.65dBμV/m RBW: 1 MHz



Field Strength under normal conditions

FCC RULES PART 15, SUBPART B / LP 0002

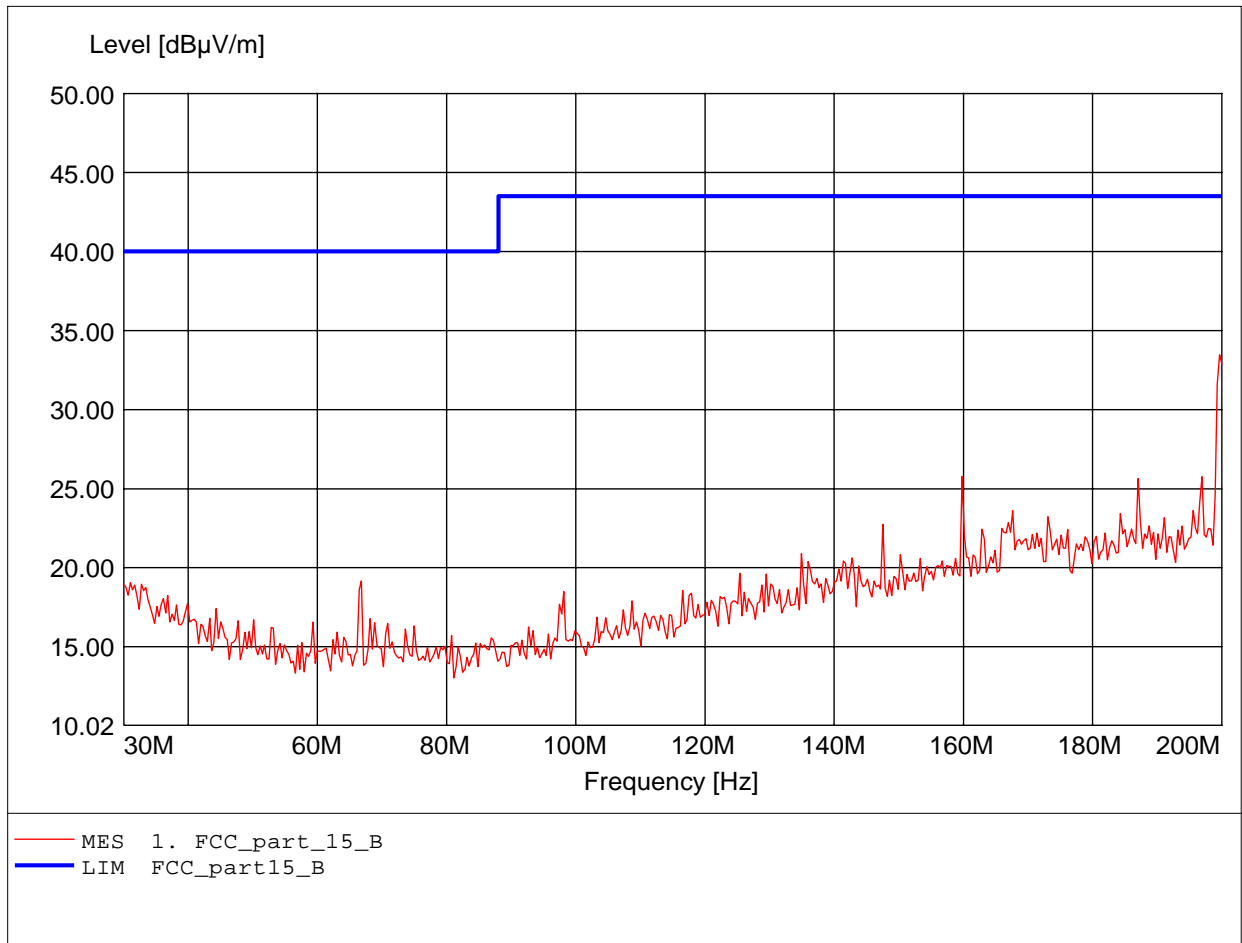
Order Number: W6M20703-7950 802.11b ch6
Test Site / Operator: ETS / Derek
Temperature: Temp.: 23.9°C
Test Specification: according to subpart B / LP 0002
Comment 1: Ant.: HL25, ampl.
Freq:17.772GHz Emax:52.74dBμV/m RBW: 1 MHz



Field Strength under normal conditions

FCC RULES PART 15, SUBPART B / LP 0002

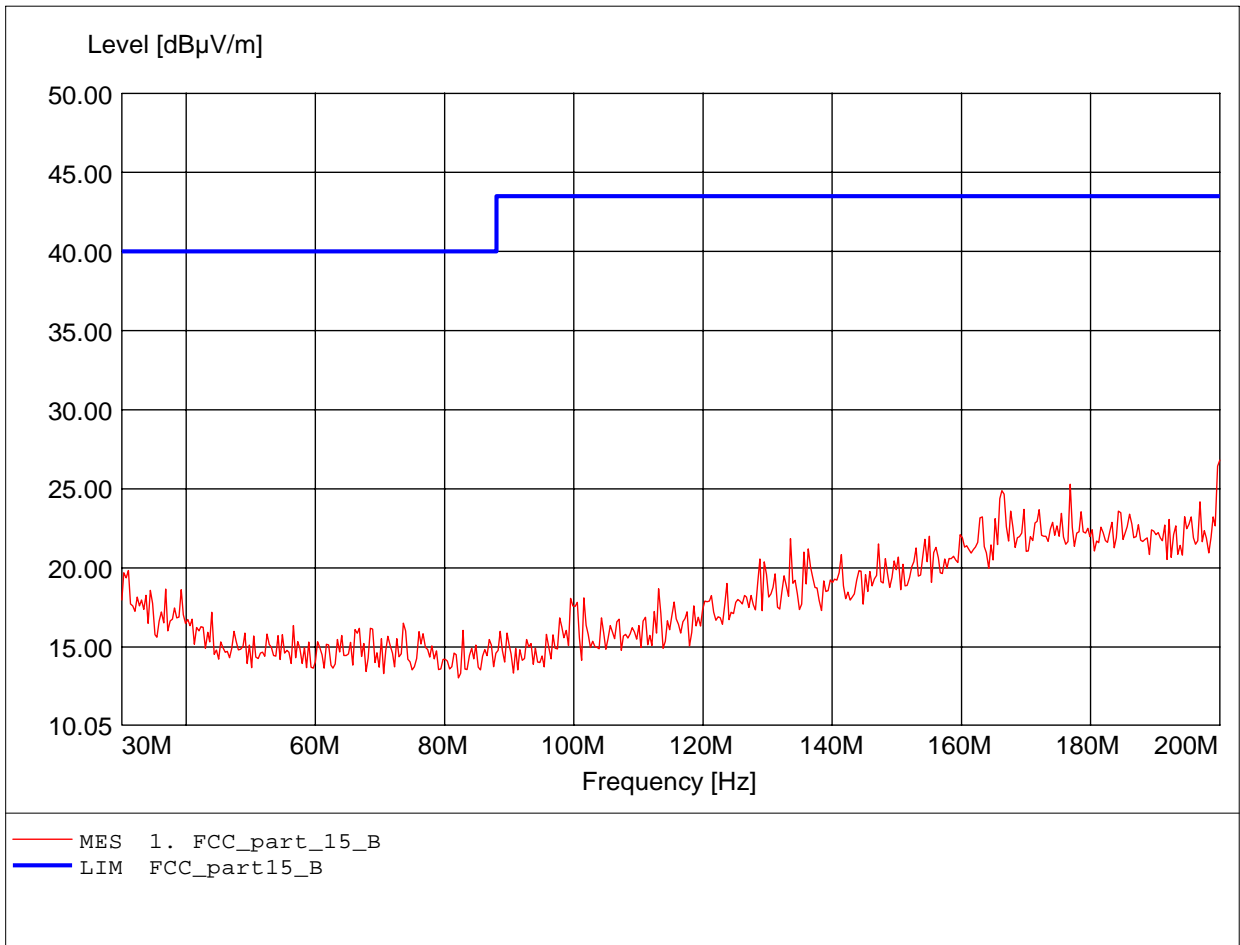
Order Number: W6M20703-7950 802.11b ch11
Test Site / Operator: ETS / Derek
Temperature: Temp.: 23.9°C
Test Specification: according to subpart B / LP 0002
Comment 1: Ant.: HK 116
Freq:199.659MHz Emax:33.47dBμV/m RBW: 100 kHz



Field Strength under normal conditions

FCC RULES PART 15, SUBPART B / LP 0002

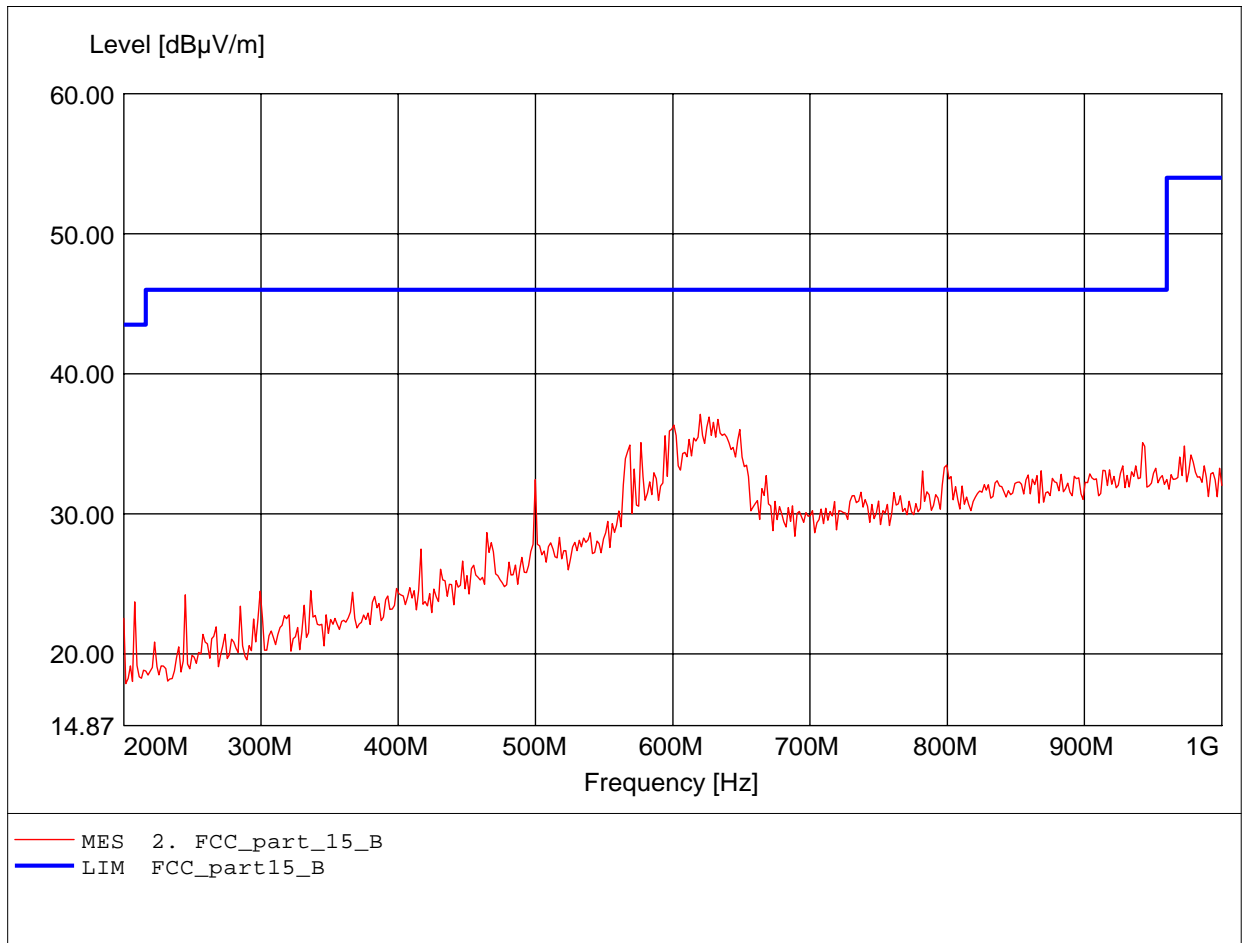
Order Number: W6M20703-7950 802.11b ch11
Test Site / Operator: ETS / Derek
Temperature: Temp.: 23.9°C
Test Specification: according to subpart B / LP 0002
Comment 1: Ant.: HK 116
Freq:200.000MHz Emax:26.82dBμV/m RBW: 100 kHz



Field Strength under normal conditions

FCC RULES PART 15, SUBPART B / LP 0002

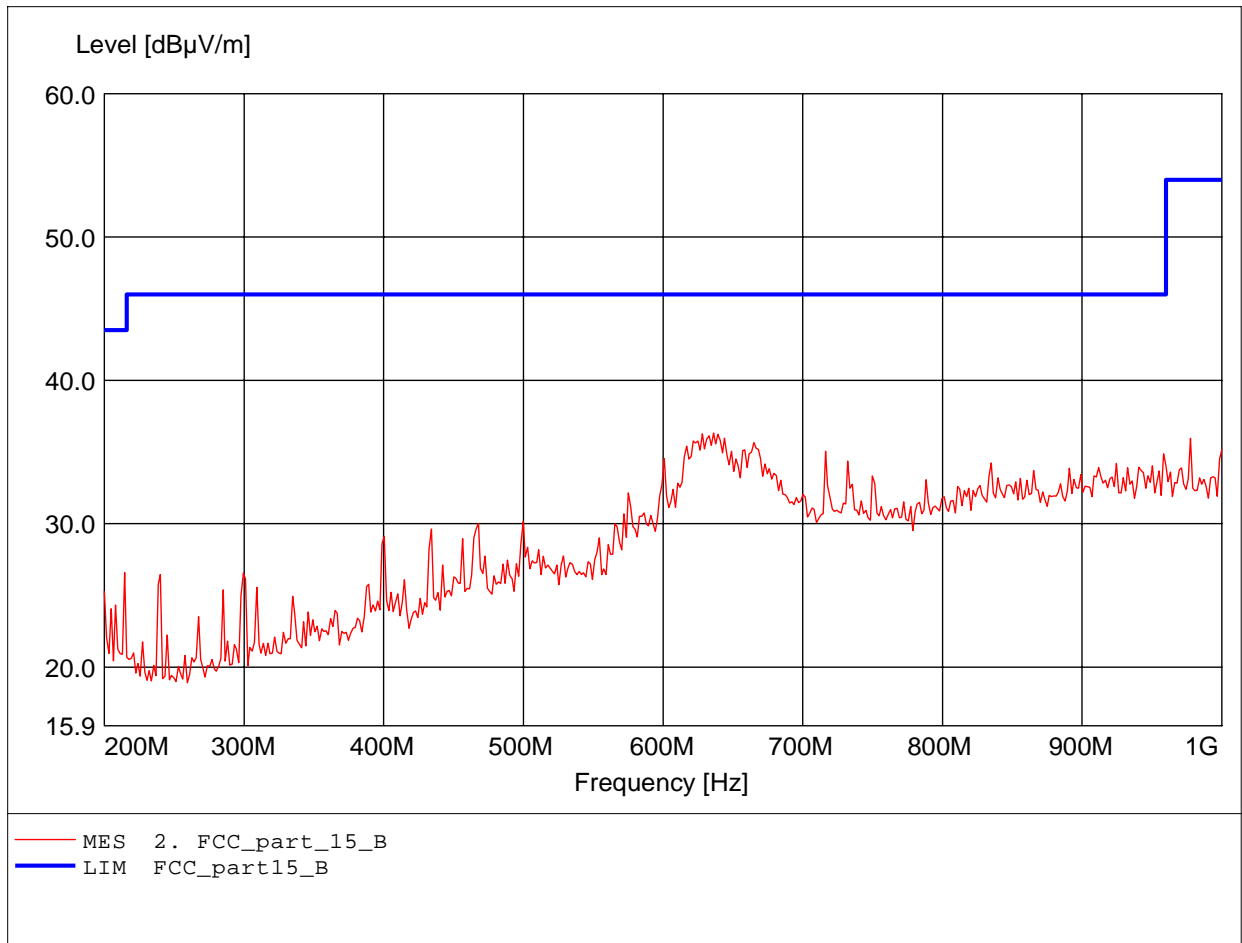
Order Number: W6M20703-7950 802.11b ch11
Test Site / Operator: ETS / Derek
Temperature: Temp.: 23.9°C
Test Specification: according to subpart B / LP 0002
Comment 1: Ant.: HL 223, ampl.
Freq:620.040MHz Emax:37.11dBμV/m RBW: 100 kHz



Field Strength under normal conditions

FCC RULES PART 15, SUBPART B / LP 0002

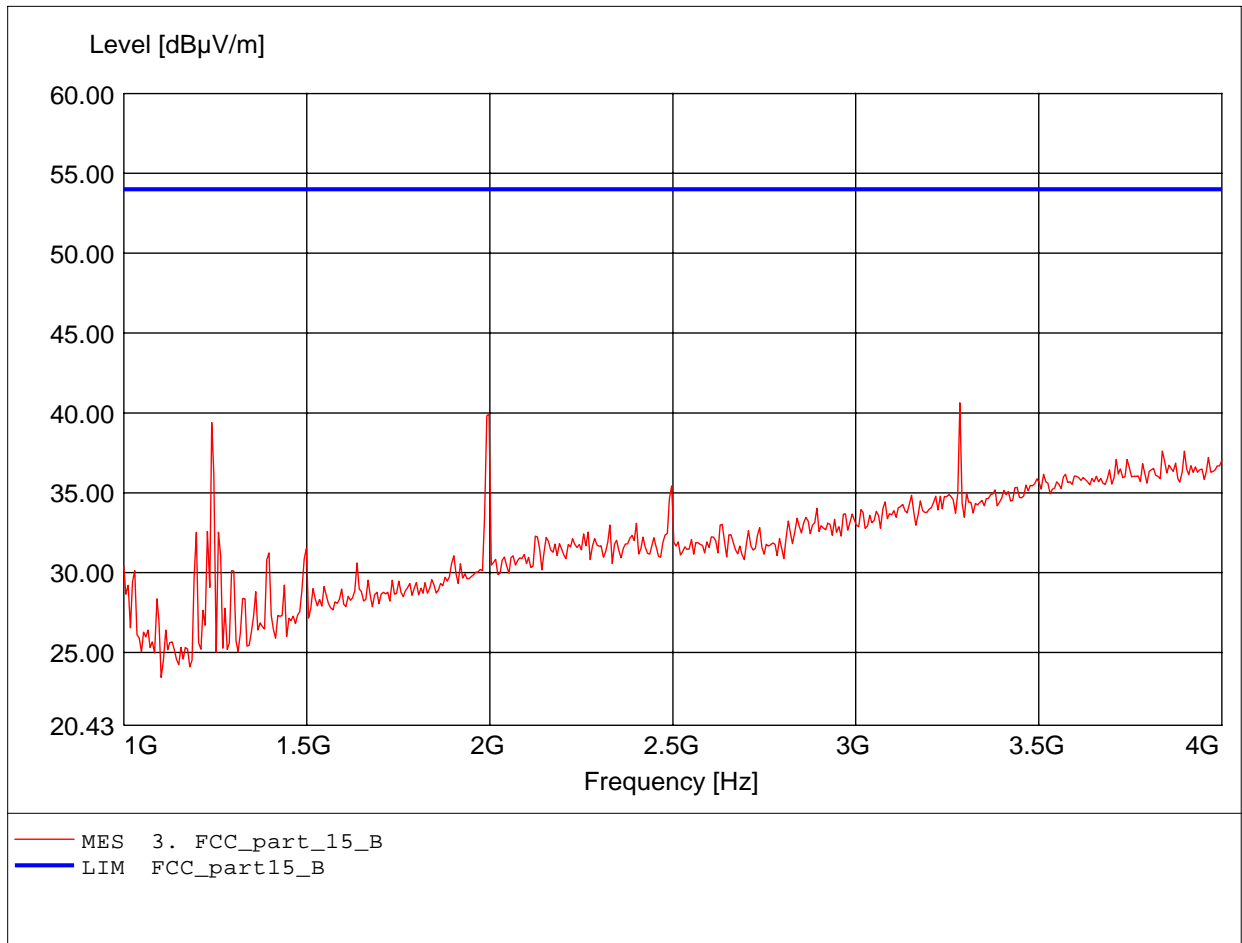
Order Number: W6M20703-7950 802.11b ch11
Test Site / Operator: ETS / Derek
Temperature: Temp.: 23.9°C
Test Specification: according to subpart B / LP 0002
Comment 1: Ant.: HL 223, ampl.
Freq:636.072MHz Emax:36.34dBμV/m RBW: 100 kHz



Field Strength under normal conditions

FCC RULES PART 15, SUBPART B / LP 0002

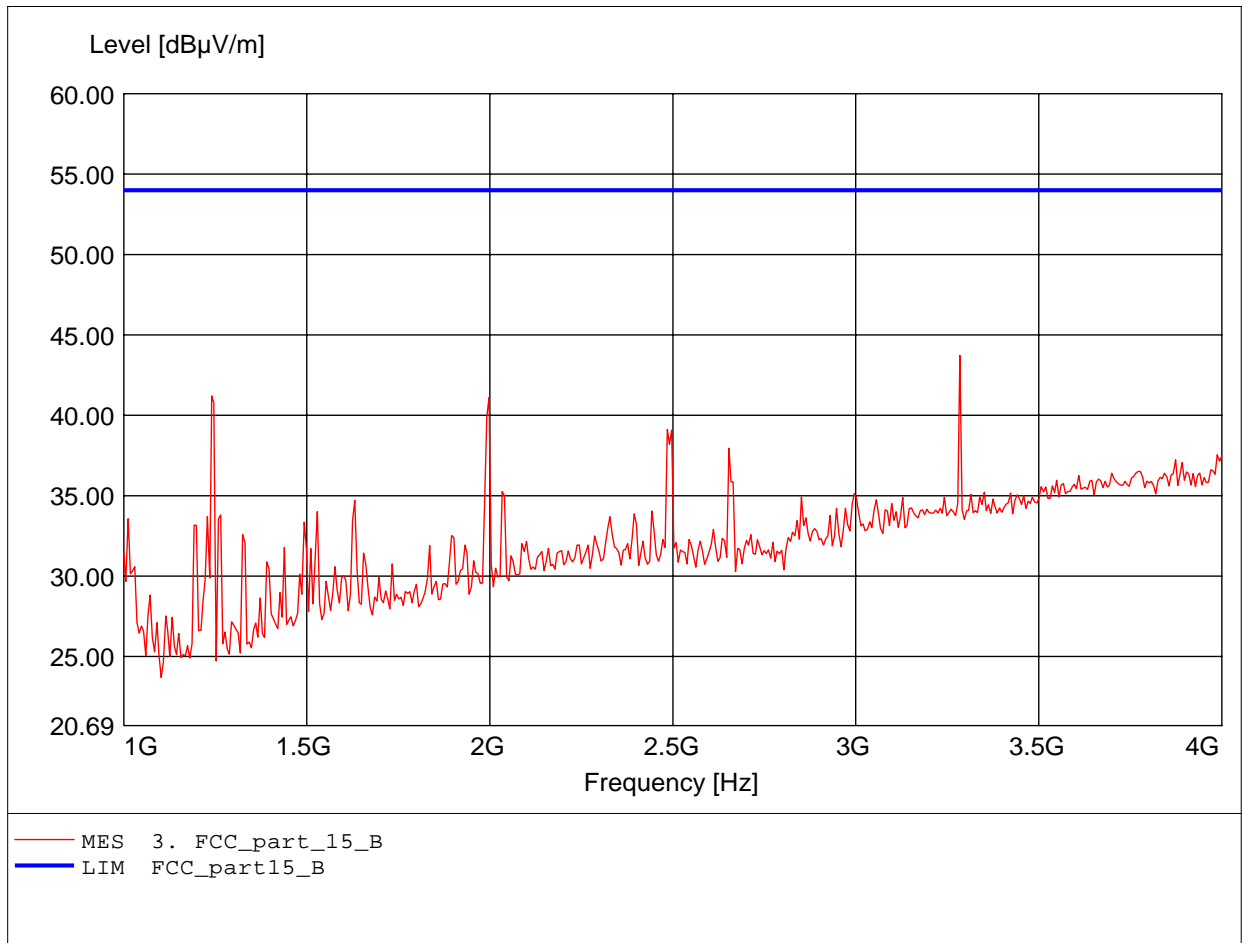
Order Number: W6M20703-7950 802.11b ch11
Test Site / Operator: ETS / Derek
Temperature: Temp.: 23.9°C
Test Specification: according to subpart B / LP 0002
Comment 1: Ant.: HL25, ampl.
Freq:3.285GHz Emax:40.63dBμV/m RBW: 1 MHz



Field Strength under normal conditions

FCC RULES PART 15, SUBPART B / LP 0002

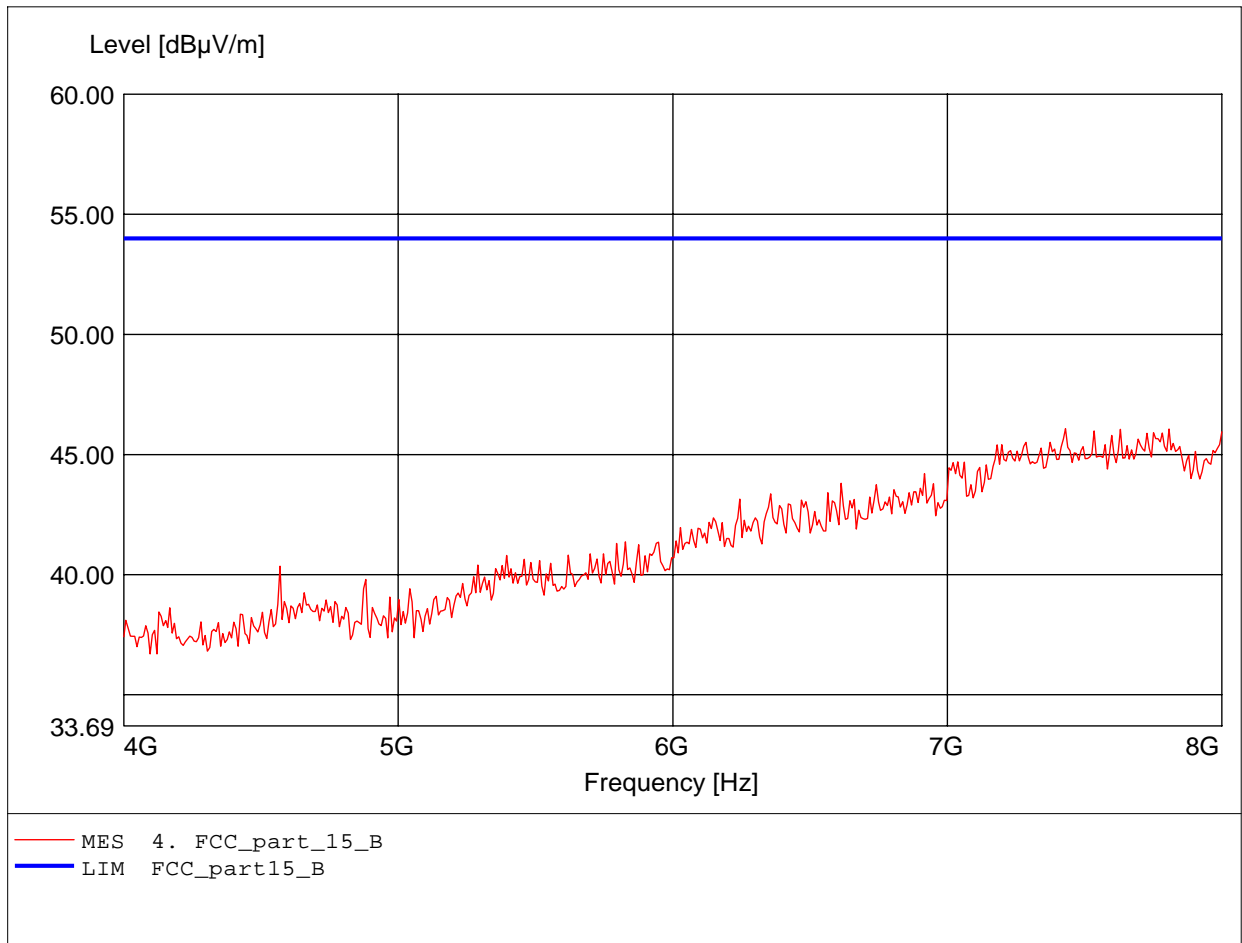
Order Number: W6M20703-7950 802.11b ch11
Test Site / Operator: ETS / Derek
Temperature: Temp.: 23.9°C
Test Specification: according to subpart B / LP 0002
Comment 1: Ant.: HL25, ampl.
Freq:3.285GHz Emax:43.73dBμV/m RBW: 1 MHz



Field Strength under normal conditions

FCC RULES PART 15, SUBPART B / LP 0002

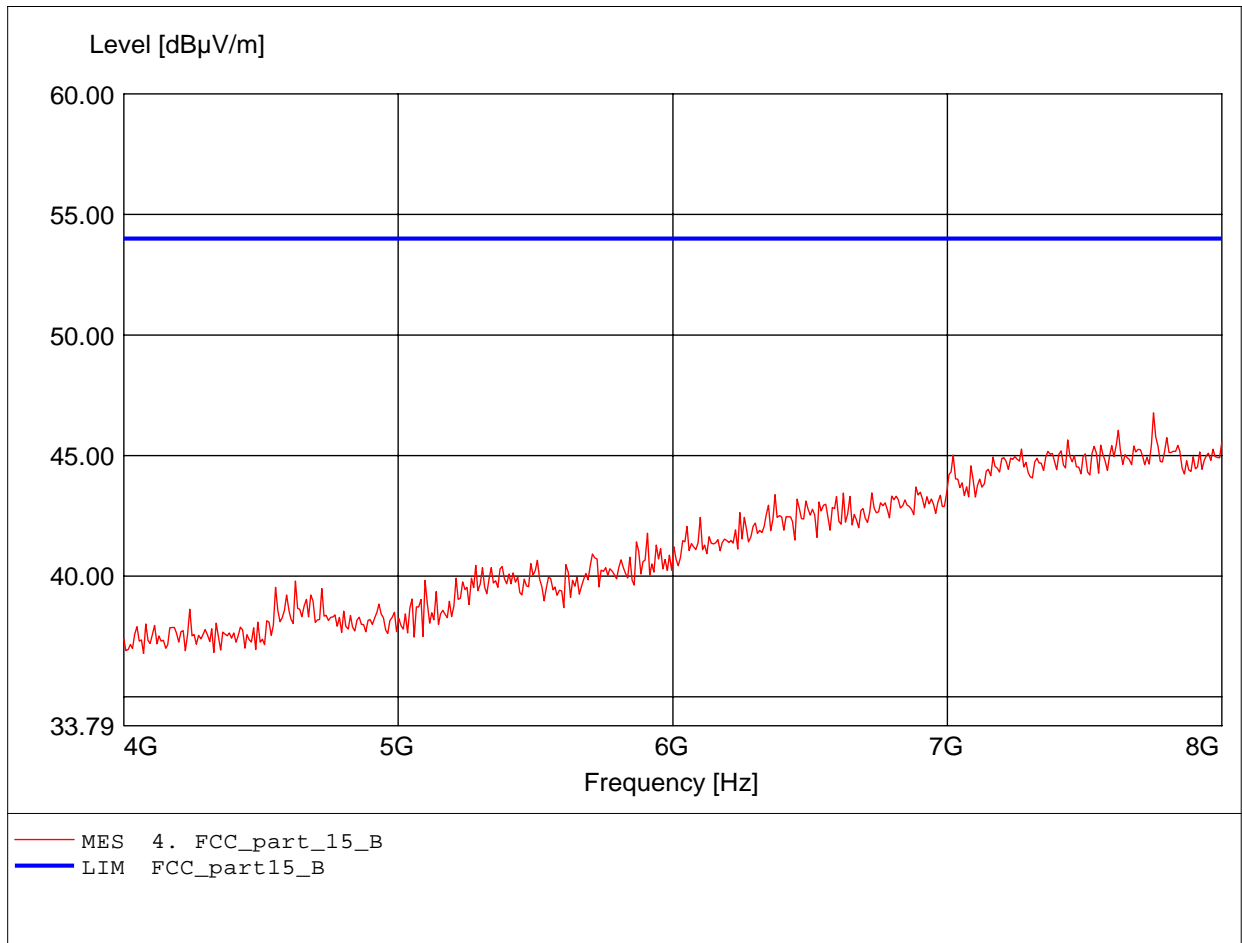
Order Number: W6M20703-7950 802.11b ch11
Test Site / Operator: ETS / Derek
Temperature: Temp.: 23.9°C
Test Specification: according to subpart B / LP 0002
Comment 1: Ant.: HL25, ampl.
Freq:7.431GHz Emax:46.08dBμV/m RBW: 1 MHz



Field Strength under normal conditions

FCC RULES PART 15, SUBPART B / LP 0002

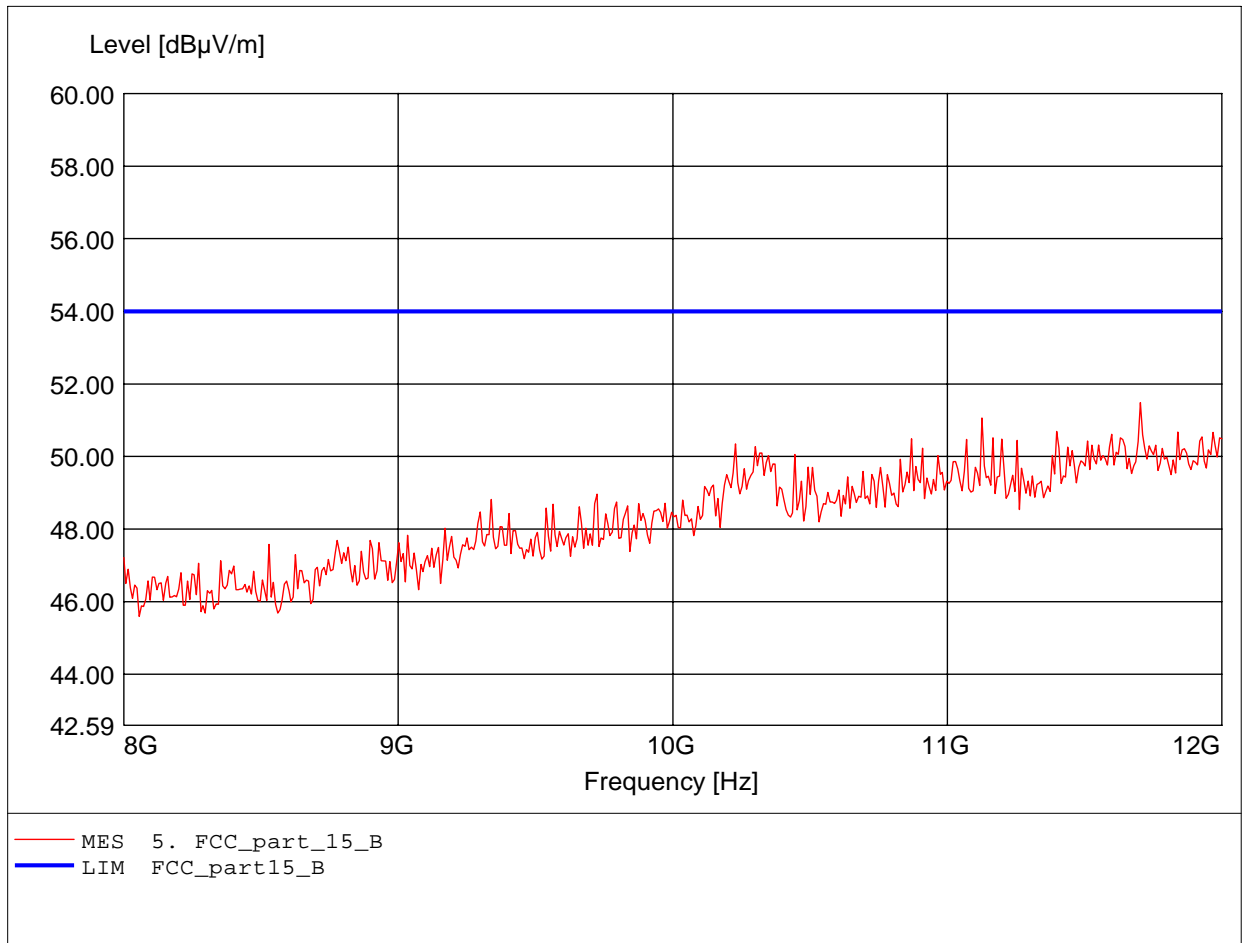
Order Number: W6M20703-7950 802.11b ch11
Test Site / Operator: ETS / Derek
Temperature: Temp.: 23.9°C
Test Specification: according to subpart B / LP 0002
Comment 1: Ant.: HL25, ampl.
Freq:7.752GHz Emax:46.77dBµV/m RBW: 1 MHz



Field Strength under normal conditions

FCC RULES PART 15, SUBPART B / LP 0002

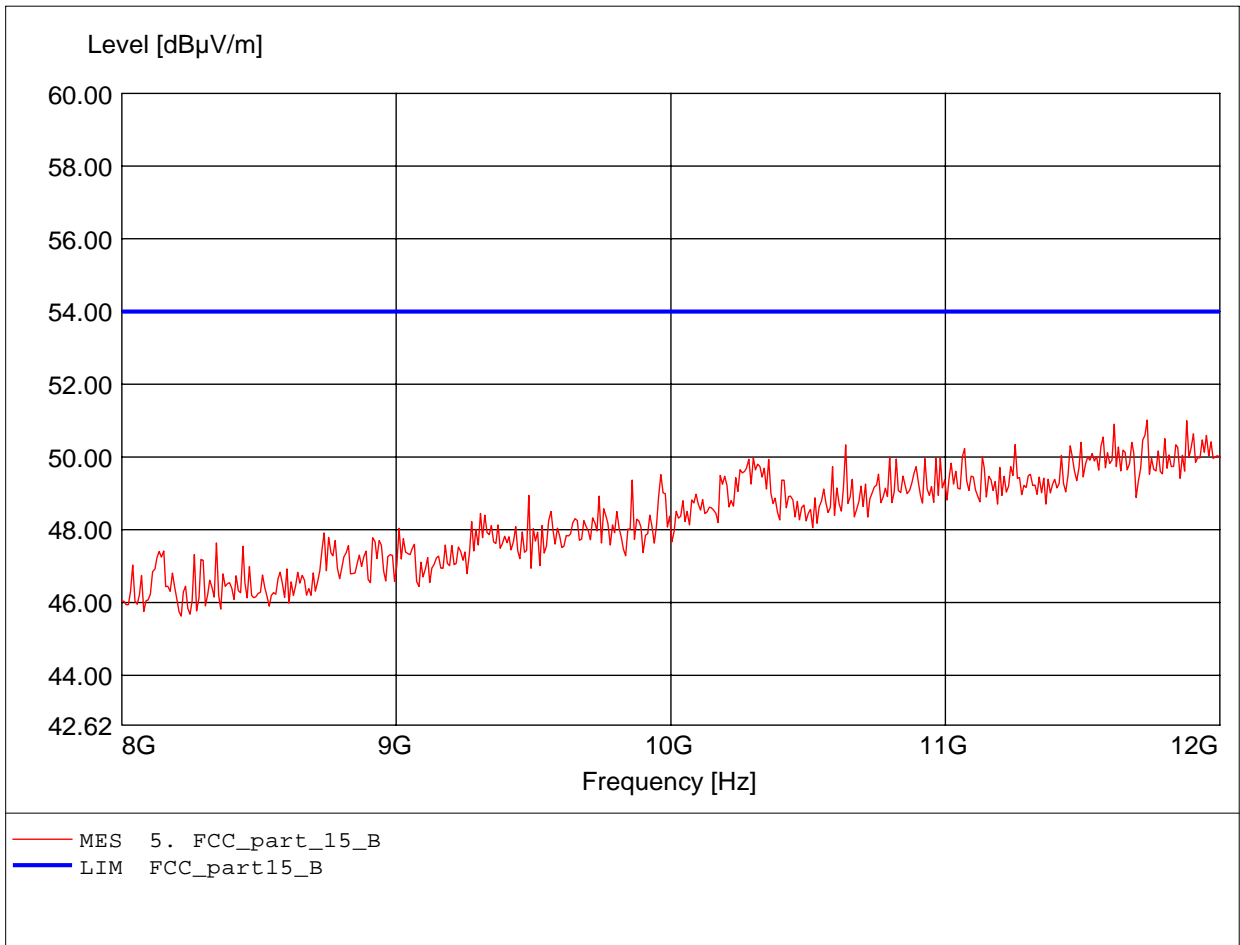
Order Number: W6M20703-7950 802.11b ch11
Test Site / Operator: ETS / Derek
Temperature: Temp.: 23.9°C
Test Specification: according to subpart B / LP 0002
Comment 1: Ant.: HL25, ampl.
Freq:11.703GHz Emax:51.49dBµV/m RBW: 1 MHz



Field Strength under normal conditions

FCC RULES PART 15, SUBPART B / LP 0002

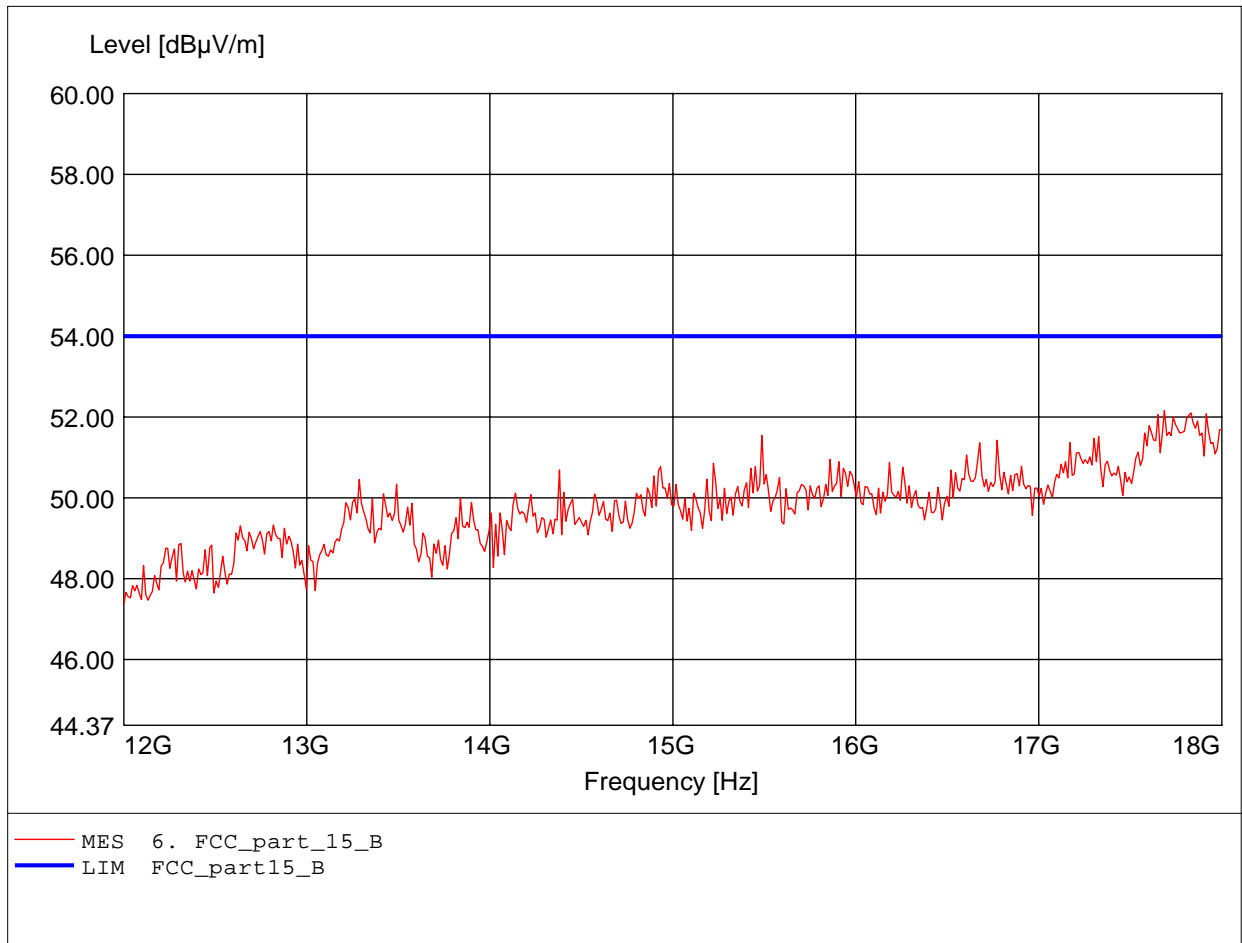
Order Number: W6M20703-7950 802.11b ch11
Test Site / Operator: ETS / Derek
Temperature: Temp.: 23.9°C
Test Specification: according to subpart B / LP 0002
Comment 1: Ant.: HL25, ampl.
Freq:11.735GHz Emax:51.02dBμV/m RBW: 1 MHz



Field Strength under normal conditions

FCC RULES PART 15, SUBPART B / LP 0002

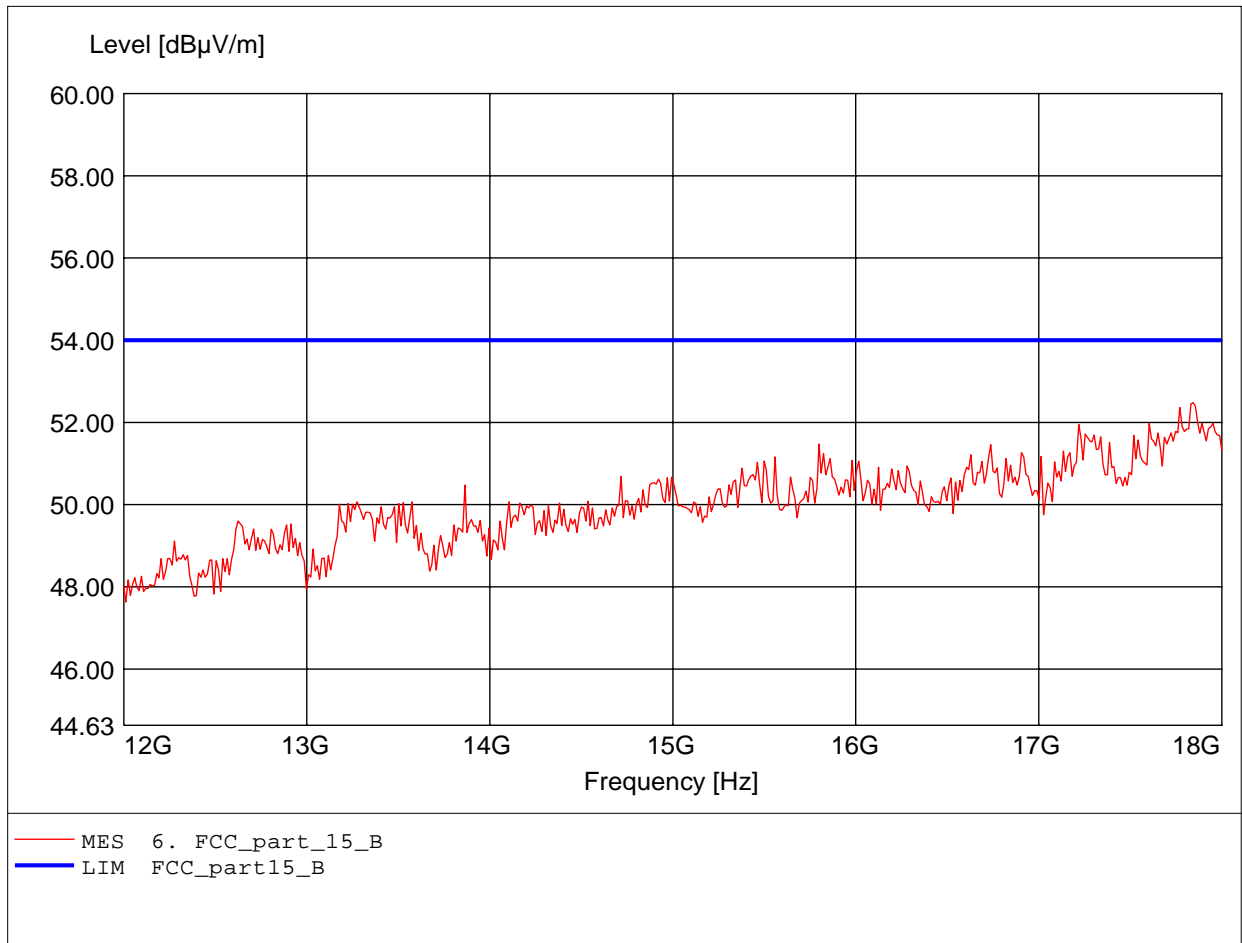
Order Number: W6M20703-7950 802.11b ch11
Test Site / Operator: ETS / Derek
Temperature: Temp.: 23.9°C
Test Specification: according to subpart B / LP 0002
Comment 1: Ant.: HL25, ampl.
Freq:17.687GHz Emax:52.16dBµV/m RBW: 1 MHz



Field Strength under normal conditions

FCC RULES PART 15, SUBPART B / LP 0002

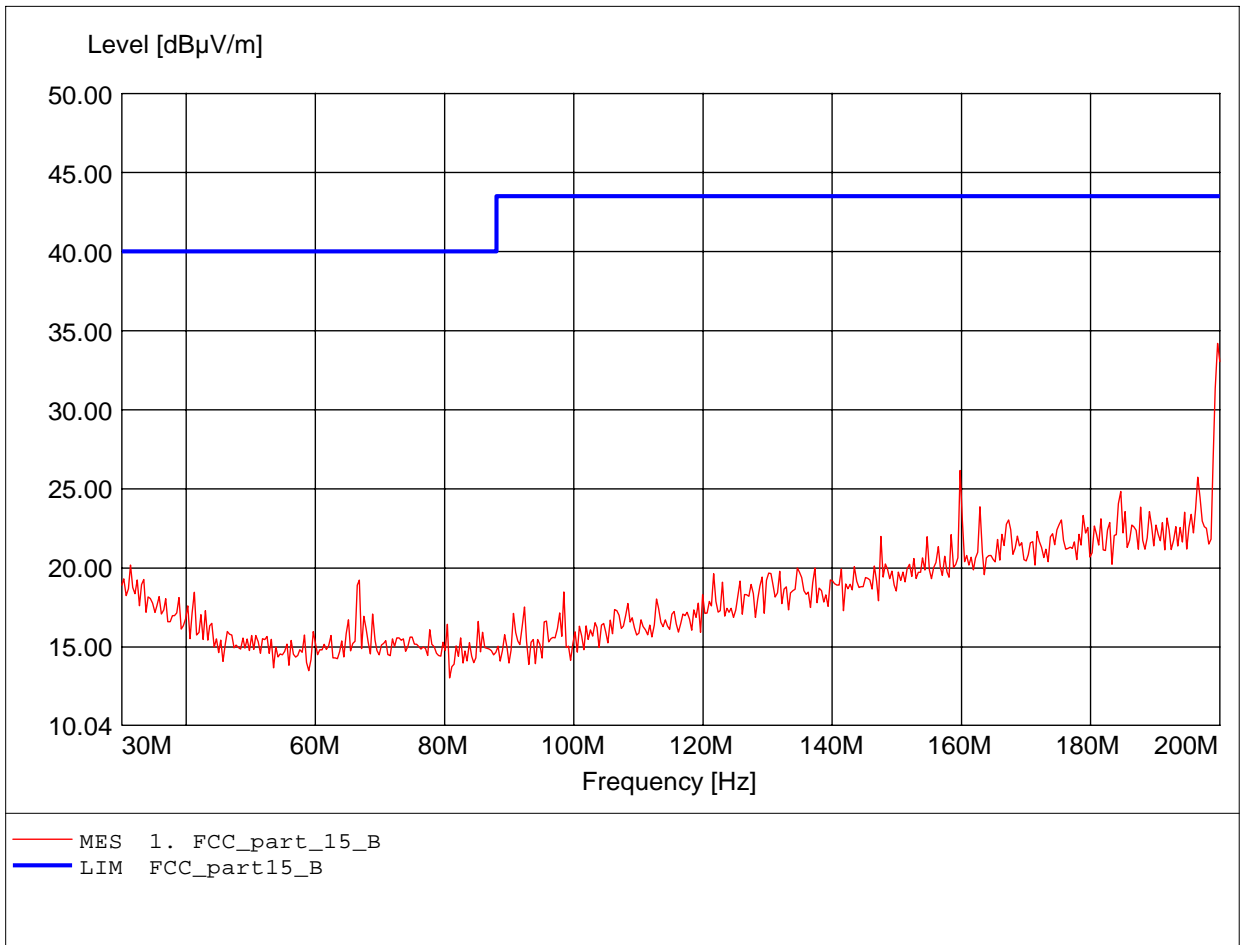
Order Number: W6M20703-7950 802.11b ch11
Test Site / Operator: ETS / Derek
Temperature: Temp.: 23.9°C
Test Specification: according to subpart B / LP 0002
Comment 1: Ant.: HL25, ampl.
Freq:17.844GHz Emax:52.48dBμV/m RBW: 1 MHz



Field Strength under normal conditions

FCC RULES PART 15, SUBPART B / LP 0002

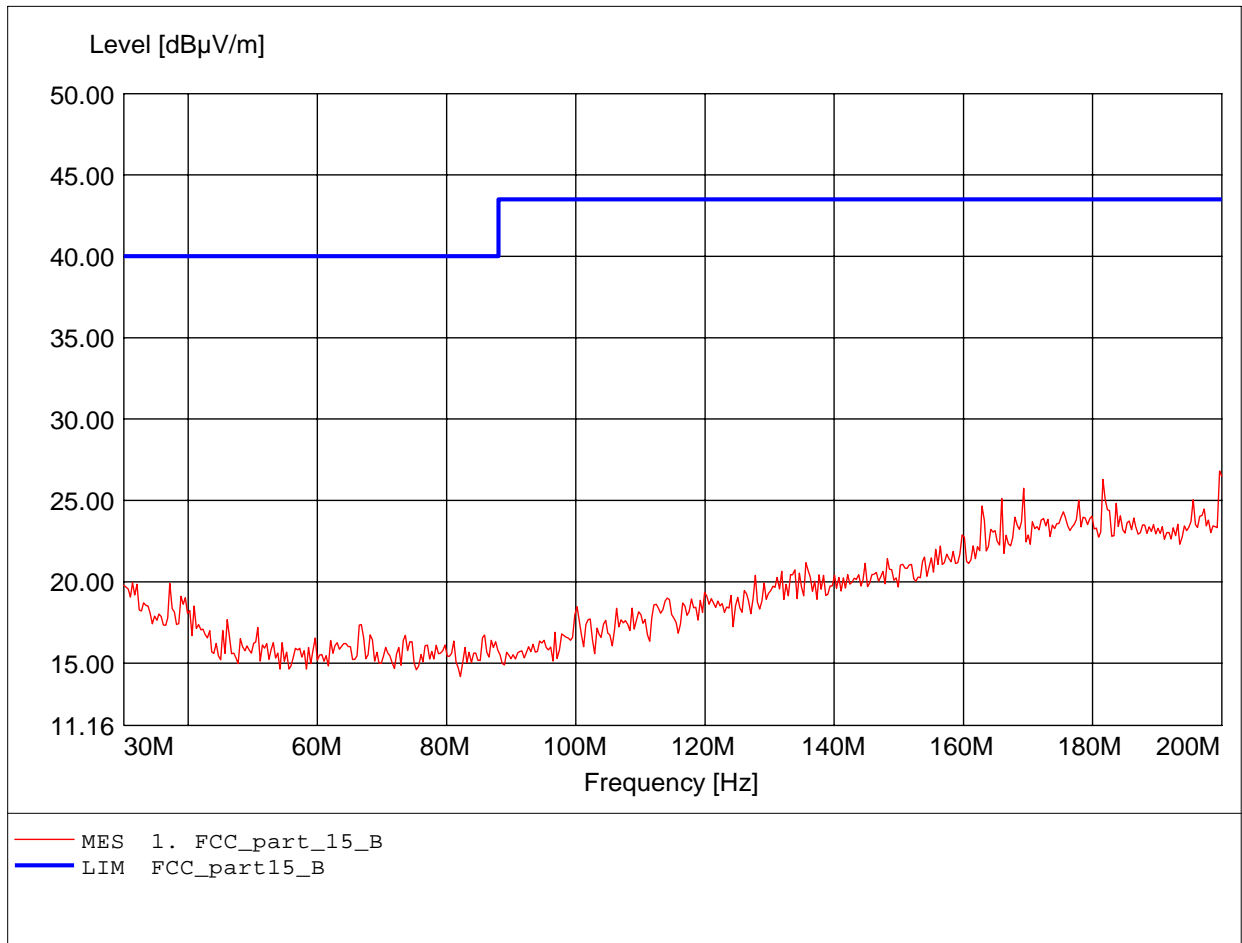
Order Number: W6M20703-7950 802.11g ch1
Test Site / Operator: ETS / Derek
Temperature: Temp.: 23.9°C
Test Specification: according to subpart B / LP 0002
Comment 1: Ant.: HK 116
Freq:199.659MHz Emax:34.20dBµV/m RBW: 100 kHz



Field Strength under normal conditions

FCC RULES PART 15, SUBPART B / LP 0002

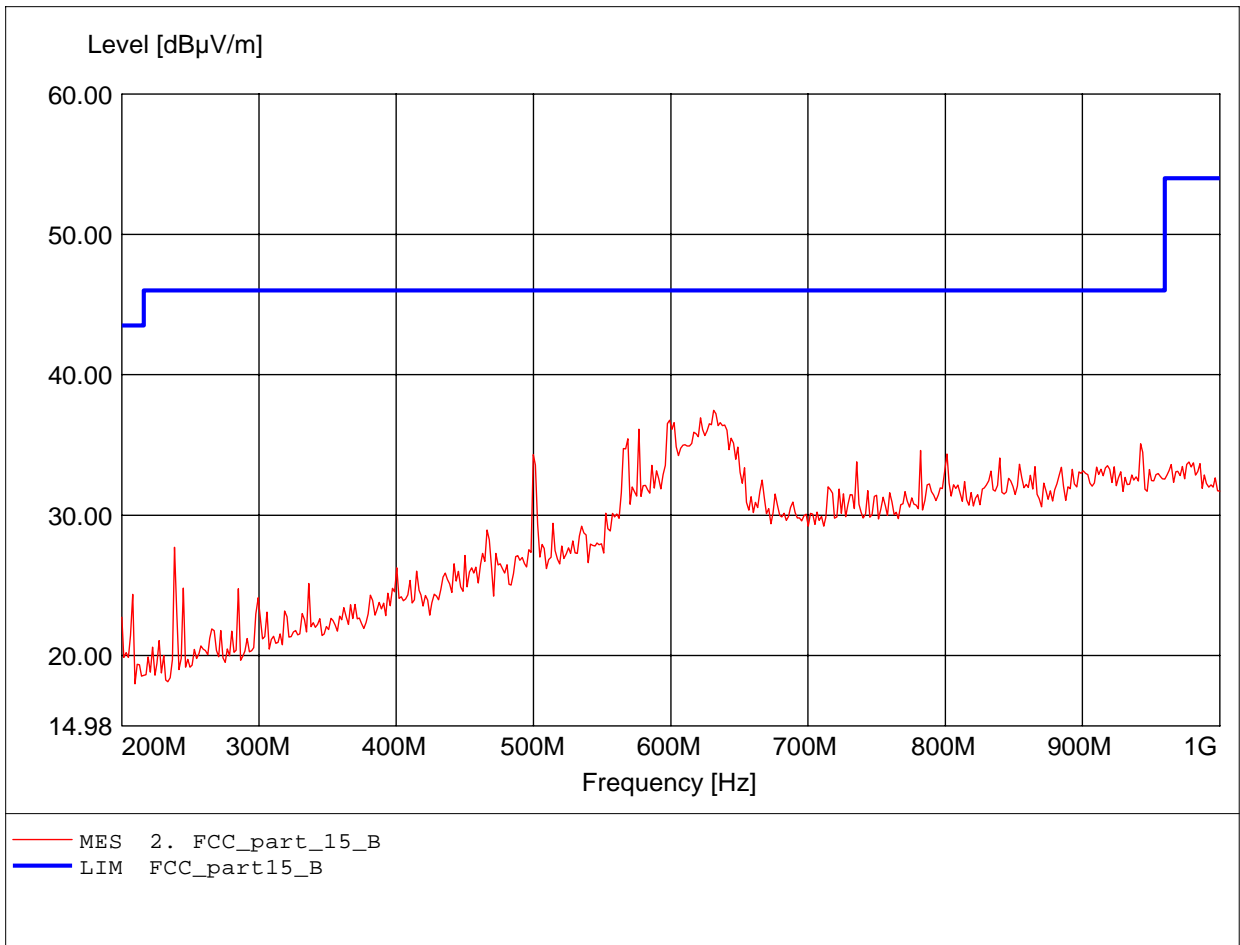
Order Number: W6M20703-7950 802.11g ch1
Test Site / Operator: ETS / Derek
Temperature: Temp.: 23.9°C
Test Specification: according to subpart B / LP 0002
Comment 1: Ant.: HK 116
Freq:199.659MHz Emax:26.81dBμV/m RBW: 100 kHz



Field Strength under normal conditions

FCC RULES PART 15, SUBPART B / LP 0002

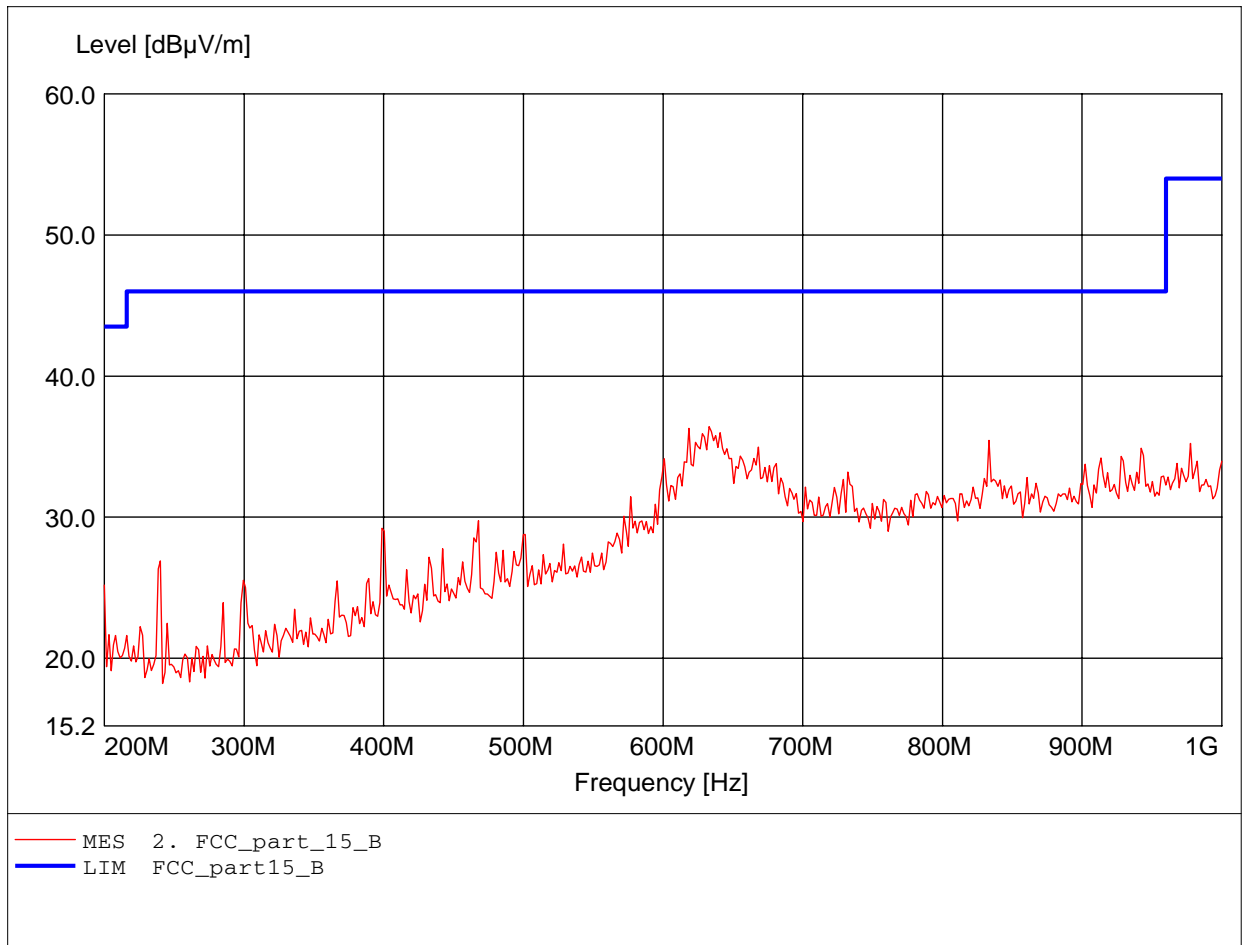
Order Number: W6M20703-7950 802.11g ch1
Test Site / Operator: ETS / Derek
Temperature: Temp.: 23.9°C
Test Specification: according to subpart B / LP 0002
Comment 1: Ant.: HL 223, ampl.
Freq:631.263MHz Emax:37.47dBμV/m RBW: 100 kHz



Field Strength under normal conditions

FCC RULES PART 15, SUBPART B / LP 0002

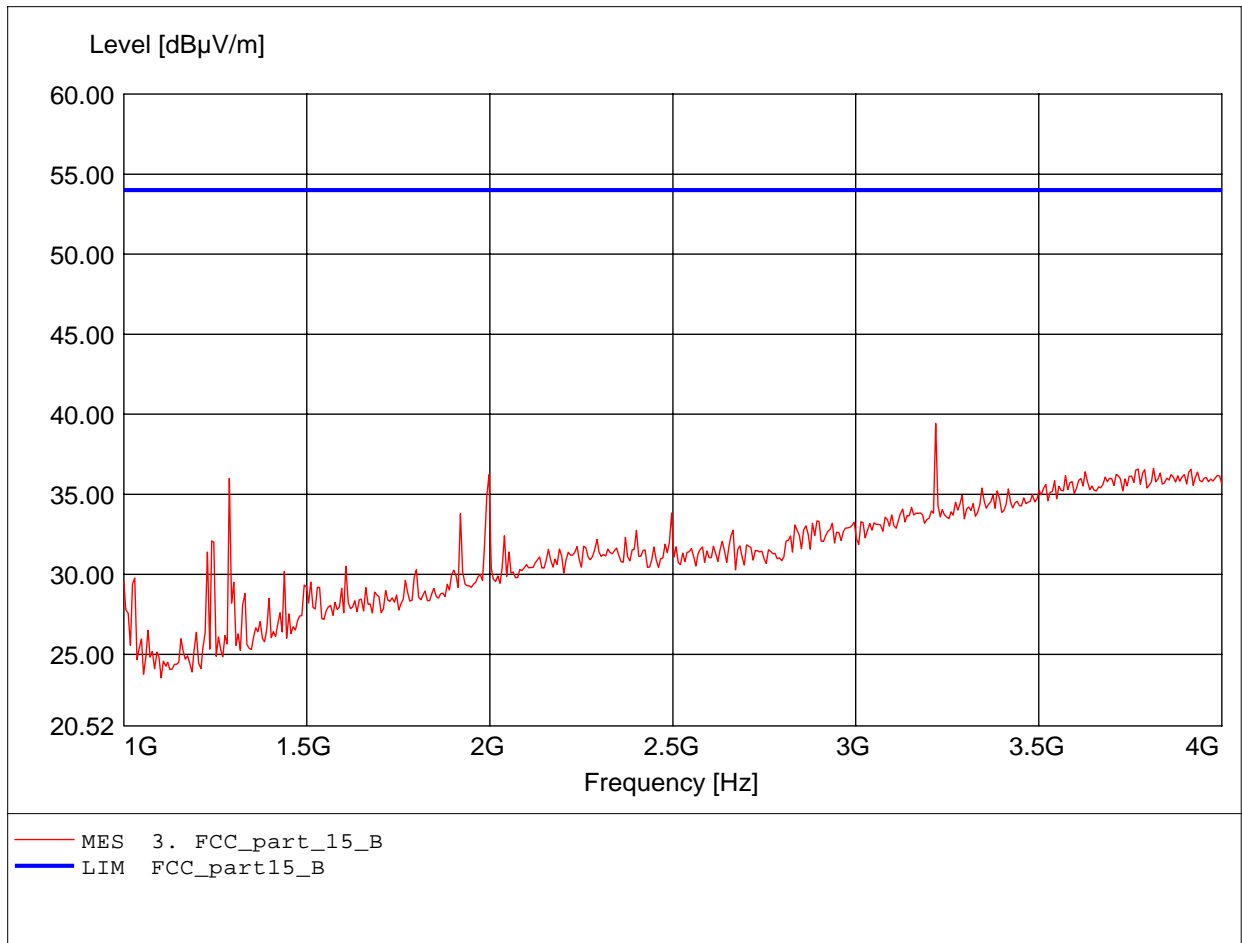
Order Number: W6M20703-7950 802.11g ch1
Test Site / Operator: ETS / Derek
Temperature: Temp.: 23.9°C
Test Specification: according to subpart B / LP 0002
Comment 1: Ant.: HL 223, ampl.
Freq:632.866MHz Emax:36.42dBμV/m RBW: 100 kHz



Field Strength under normal conditions

FCC RULES PART 15, SUBPART B / LP 0002

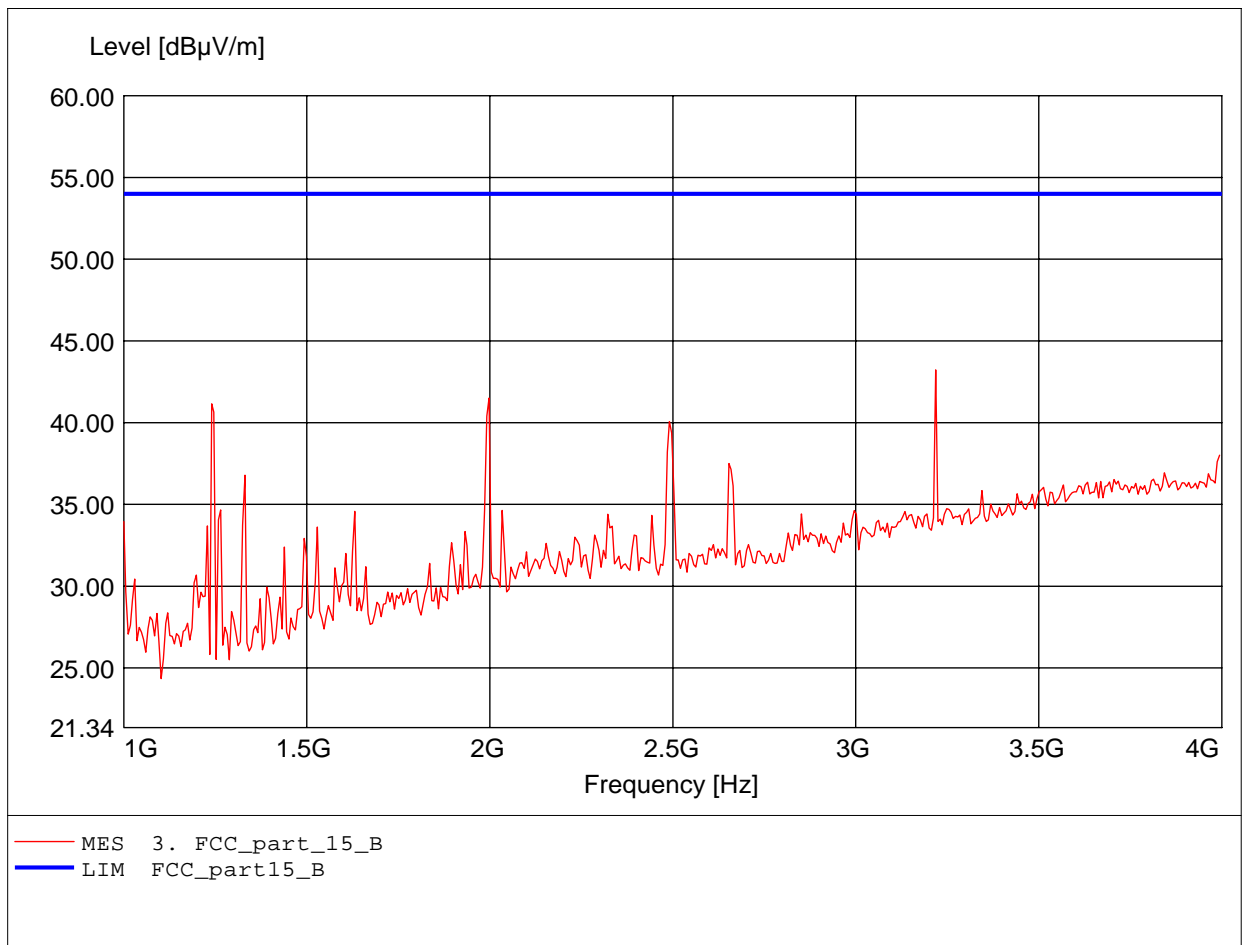
Order Number: W6M20703-7950 802.11g ch1
Test Site / Operator: ETS / Derek
Temperature: Temp.: 23.9°C
Test Specification: according to subpart B / LP 0002
Comment 1: Ant.: HL25, ampl.
Freq:3.218GHz Emax:39.43dBµV/m RBW: 1 MHz



Field Strength under normal conditions

FCC RULES PART 15, SUBPART B / LP 0002

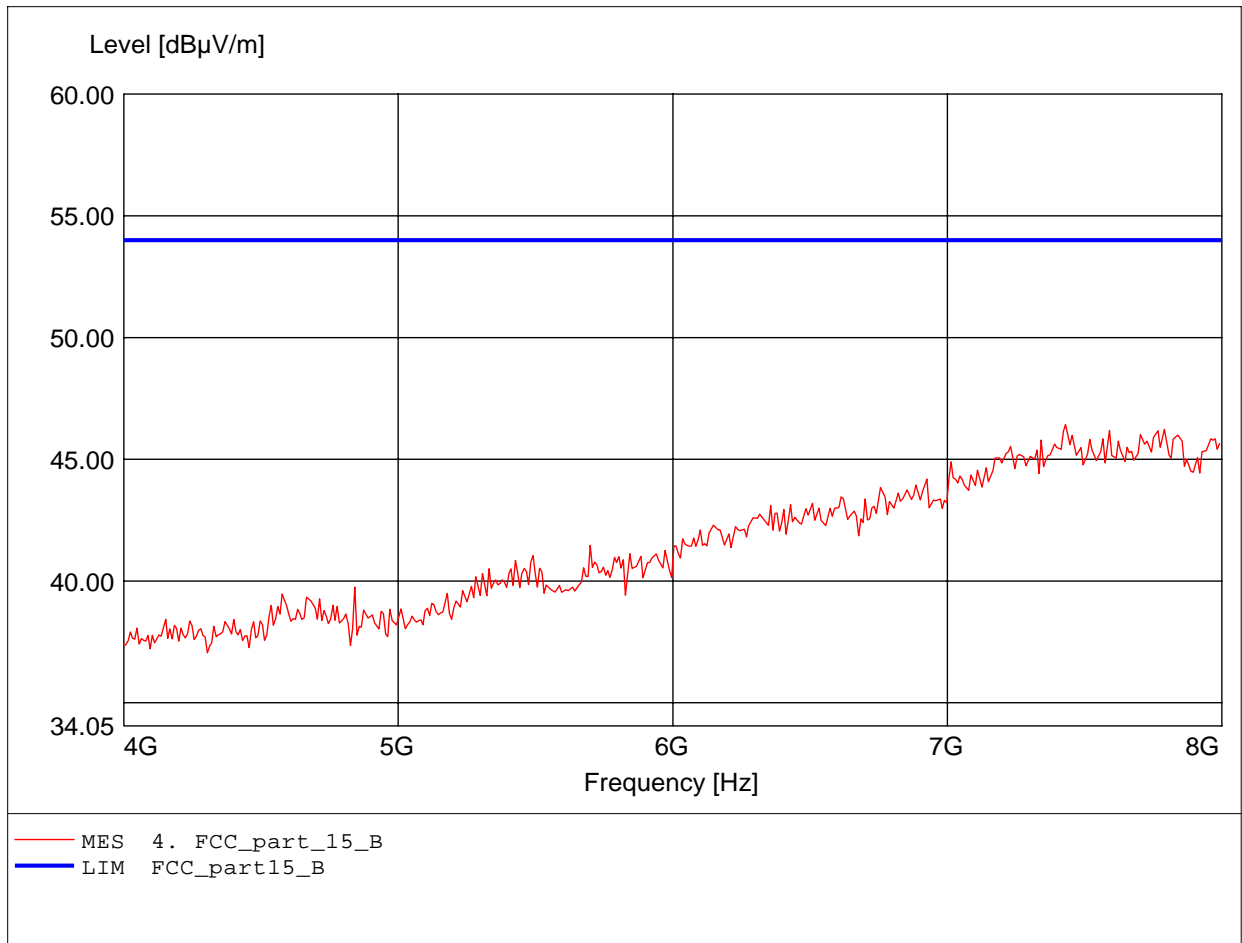
Order Number: W6M20703-7950 802.11g ch1
Test Site / Operator: ETS / Derek
Temperature: Temp.: 23.9°C
Test Specification: according to subpart B / LP 0002
Comment 1: Ant.: HL25, ampl.
Freq:3.218GHz Emax:43.23dBμV/m RBW: 1 MHz



Field Strength under normal conditions

FCC RULES PART 15, SUBPART B / LP 0002

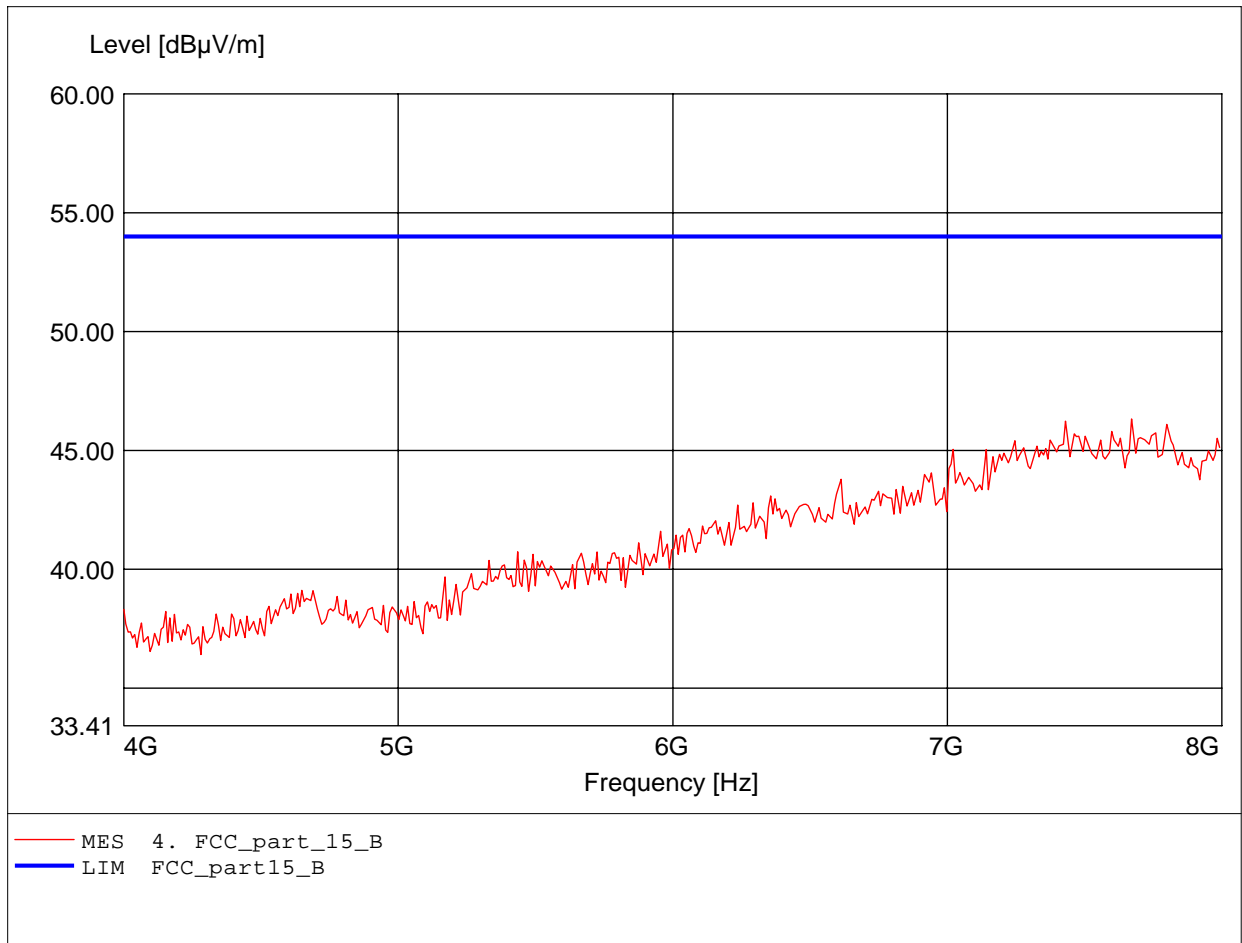
Order Number: W6M20703-7950 802.11g ch1
Test Site / Operator: ETS / Derek
Temperature: Temp.: 23.9°C
Test Specification: according to subpart B / LP 0002
Comment 1: Ant.: HL25, ampl.
Freq:7.431GHz Emax:46.43dBμV/m RBW: 1 MHz



Field Strength under normal conditions

FCC RULES PART 15, SUBPART B / LP 0002

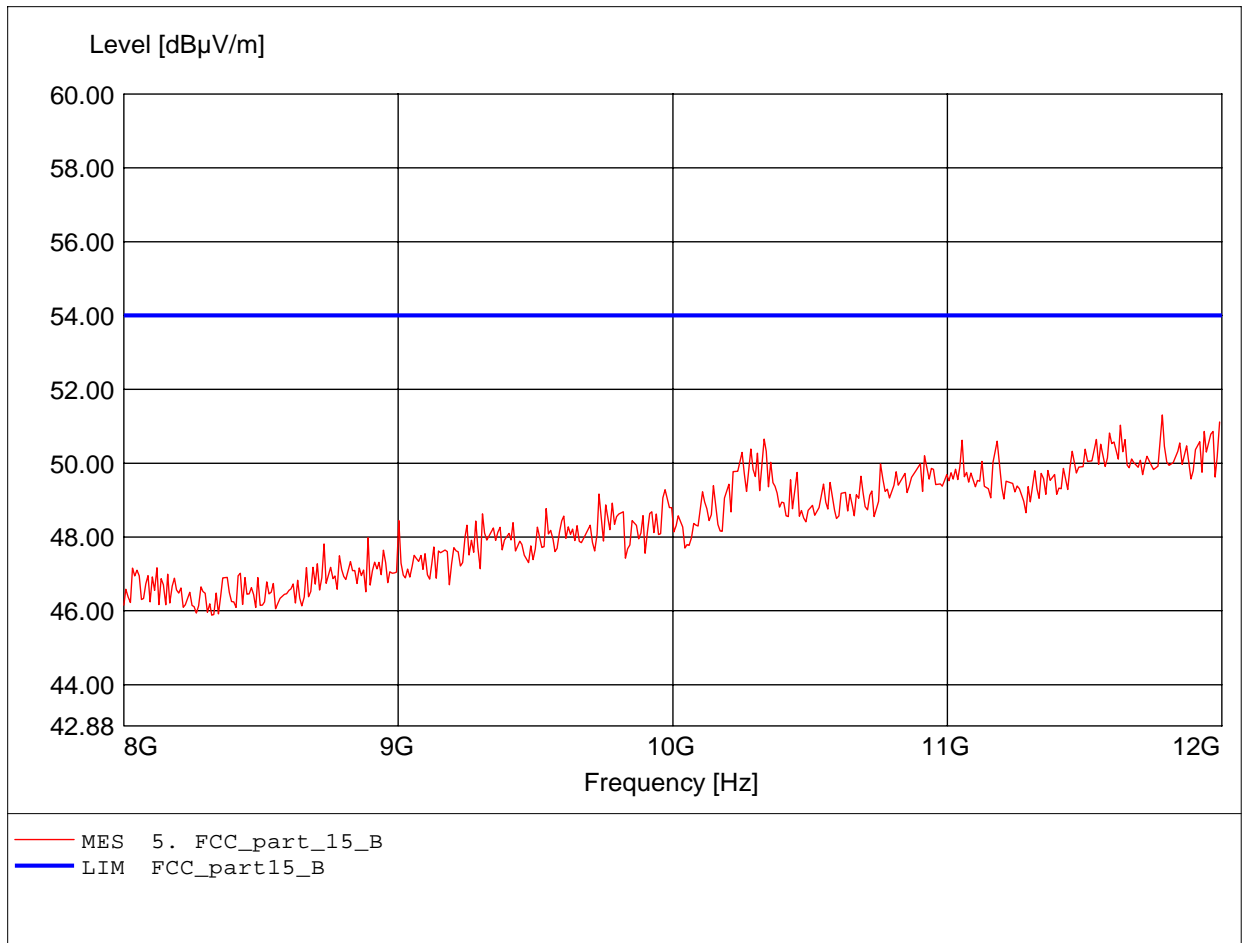
Order Number: W6M20703-7950 802.11g ch1
Test Site / Operator: ETS / Derek
Temperature: Temp.: 23.9°C
Test Specification: according to subpart B / LP 0002
Comment 1: Ant.: HL25, ampl.
Freq:7.671GHz Emax:46.33dBμV/m RBW: 1 MHz



Field Strength under normal conditions

FCC RULES PART 15, SUBPART B / LP 0002

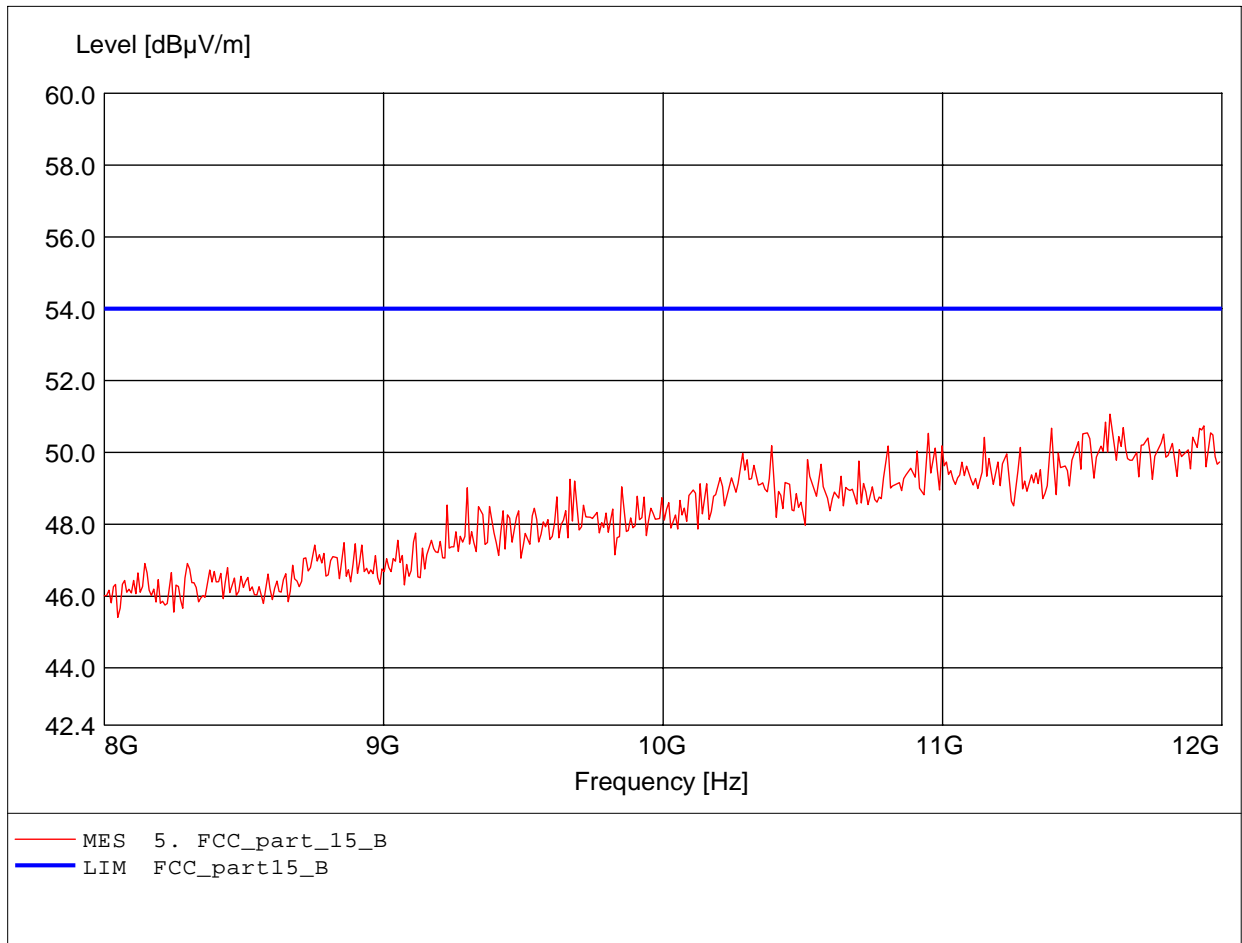
Order Number: W6M20703-7950 802.11g ch1
Test Site / Operator: ETS / Derek
Temperature: Temp.: 23.9°C
Test Specification: according to subpart B / LP 0002
Comment 1: Ant.: HL25, ampl.
Freq:11.784GHz Emax:51.31dBµV/m RBW: 1 MHz



Field Strength under normal conditions

FCC RULES PART 15, SUBPART B / LP 0002

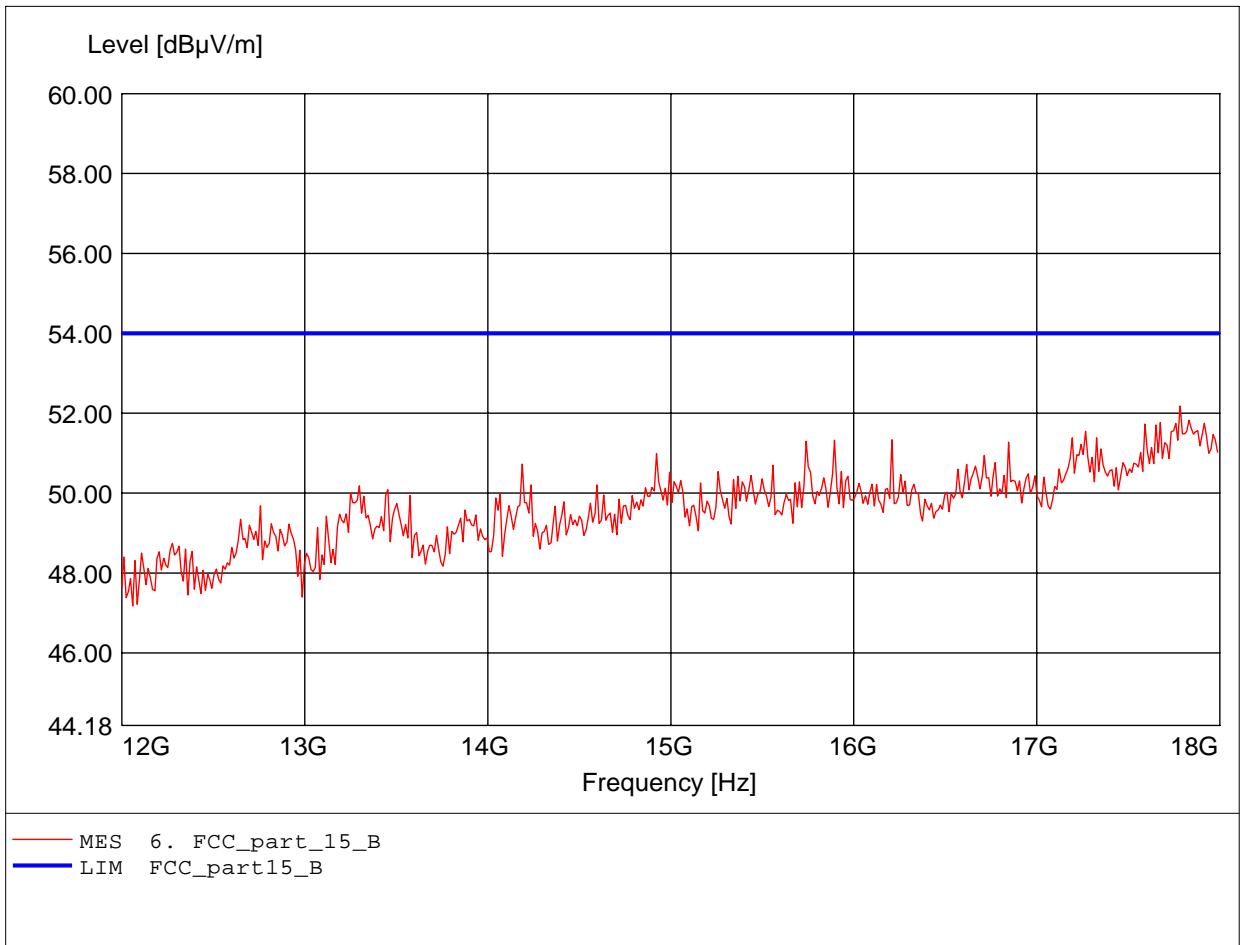
Order Number: W6M20703-7950 802.11g ch1
Test Site / Operator: ETS / Derek
Temperature: Temp.: 23.9°C
Test Specification: according to subpart B / LP 0002
Comment 1: Ant.: HL25, ampl.
Freq:11.599GHz Emax:51.06dBµV/m RBW: 1 MHz



Field Strength under normal conditions

FCC RULES PART 15, SUBPART B / LP 0002

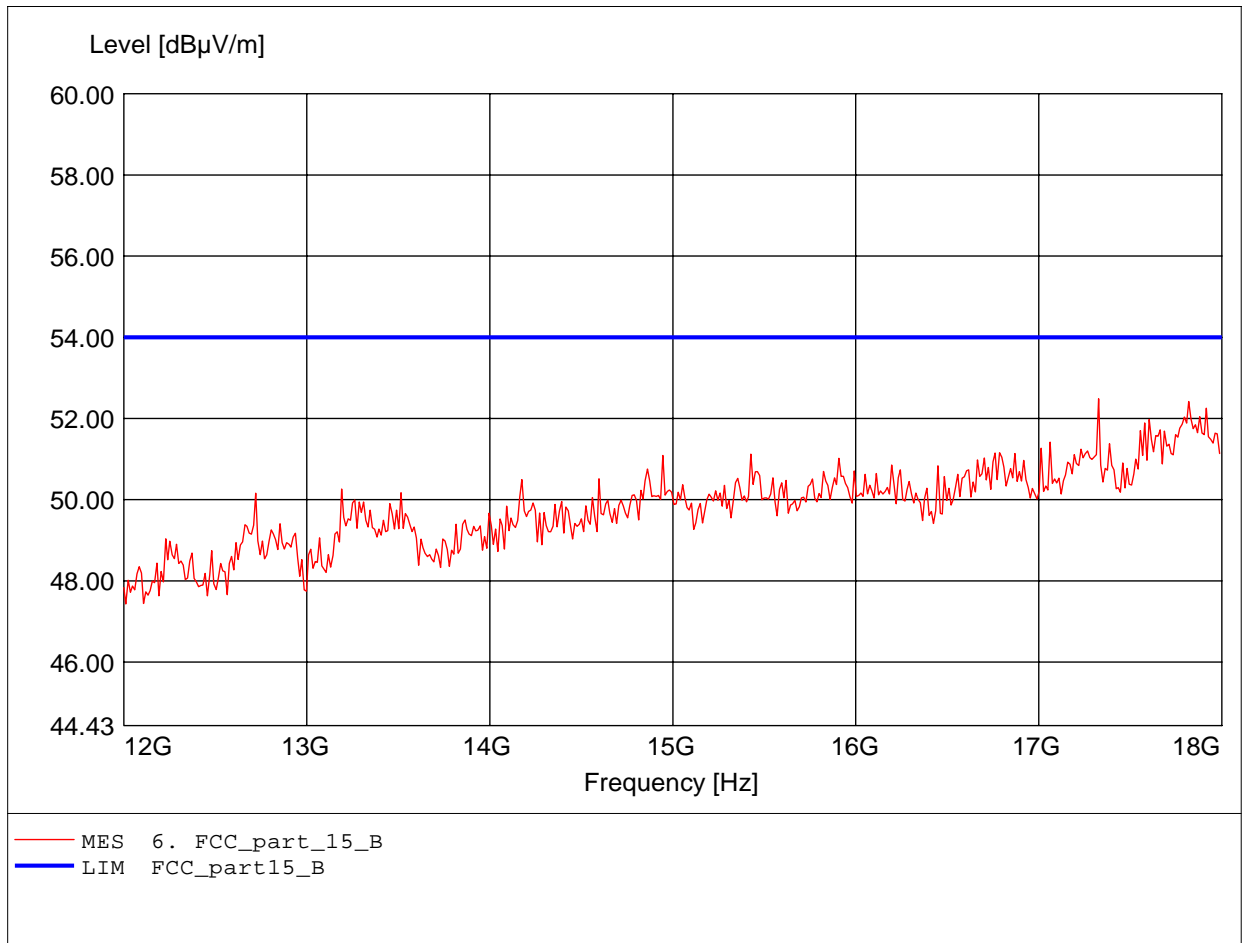
Order Number: W6M20703-7950 802.11g ch1
Test Site / Operator: ETS / Derek
Temperature: Temp.: 23.9°C
Test Specification: according to subpart B / LP 0002
Comment 1: Ant.: HL25, ampl.
Freq:17.784GHz Emax:52.18dBμV/m RBW: 1 MHz



Field Strength under normal conditions

FCC RULES PART 15, SUBPART B / LP 0002

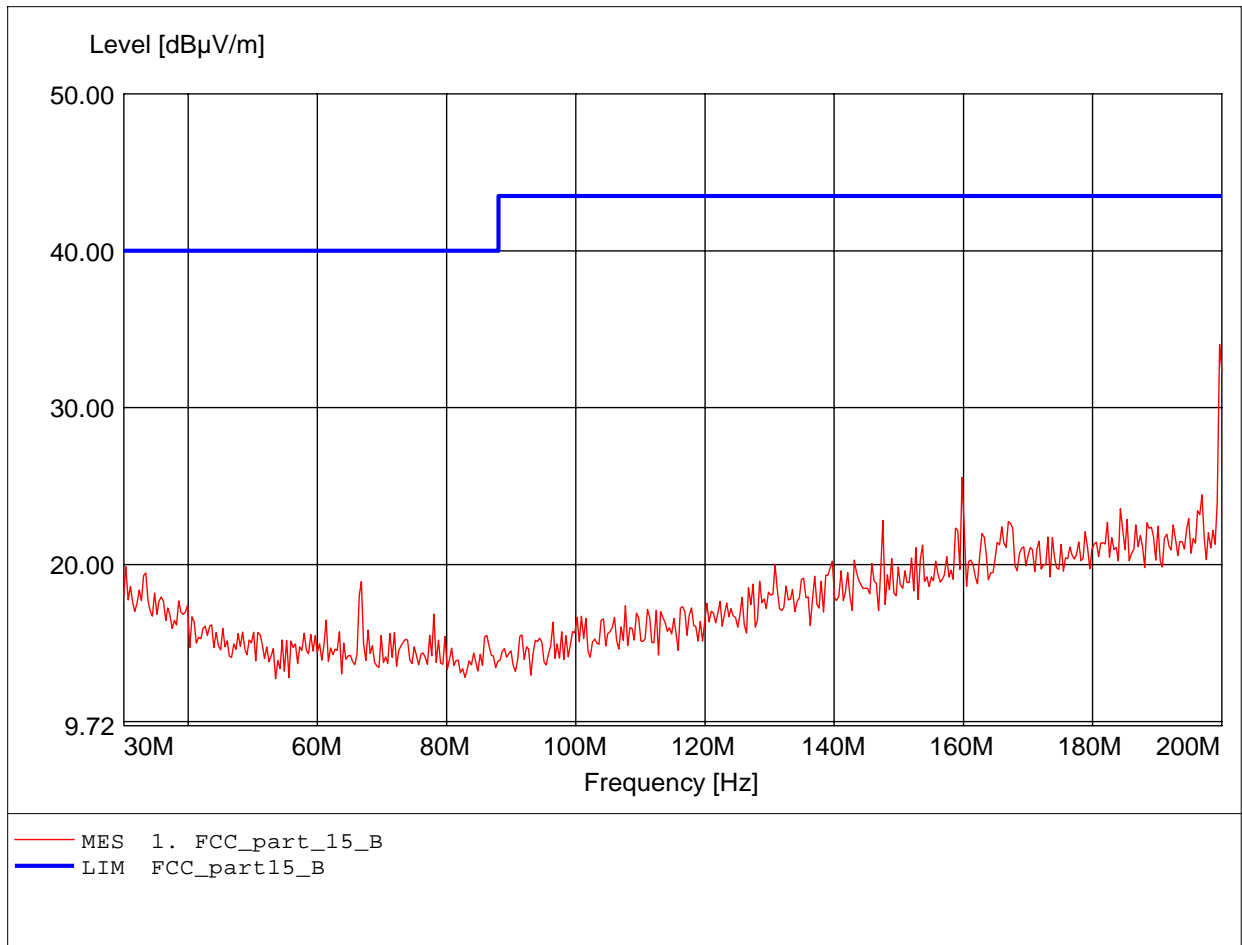
Order Number: W6M20703-7950 802.11g ch1
Test Site / Operator: ETS / Derek
Temperature: Temp.: 23.9°C
Test Specification: according to subpart B / LP 0002
Comment 1: Ant.: HL25, ampl.
Freq:17.327GHz Emax:52.49dBμV/m RBW: 1 MHz



Field Strength under normal conditions

FCC RULES PART 15, SUBPART B / LP 0002

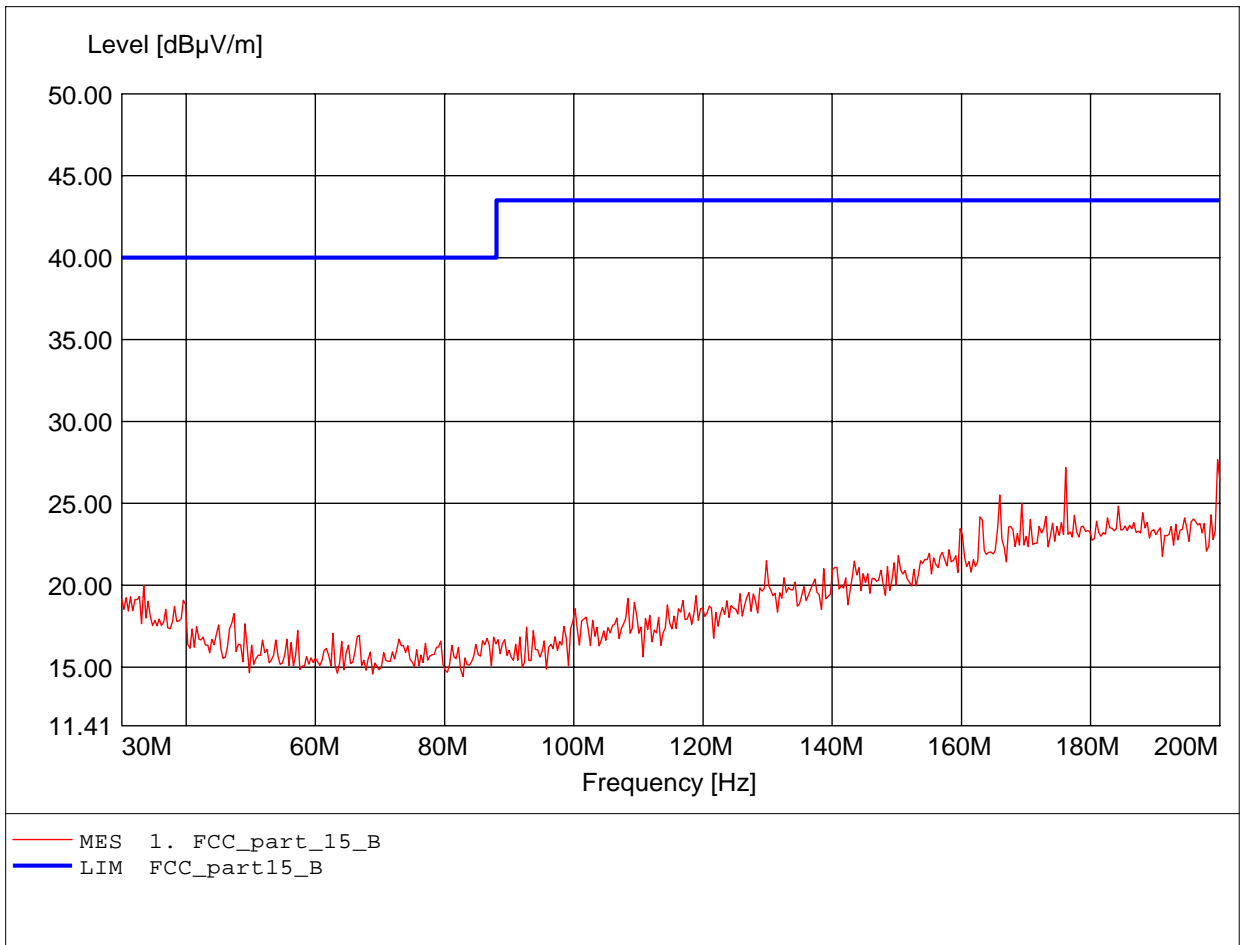
Order Number: W6M20703-7950 802.11g ch6
Test Site / Operator: ETS / Derek
Temperature: Temp.: 23.9°C
Test Specification: according to subpart B / LP 0002
Comment 1: Ant.: HK 116
Freq:199.659MHz Emax:34.04dBµV/m RBW: 100 kHz



Field Strength under normal conditions

FCC RULES PART 15, SUBPART B / LP 0002

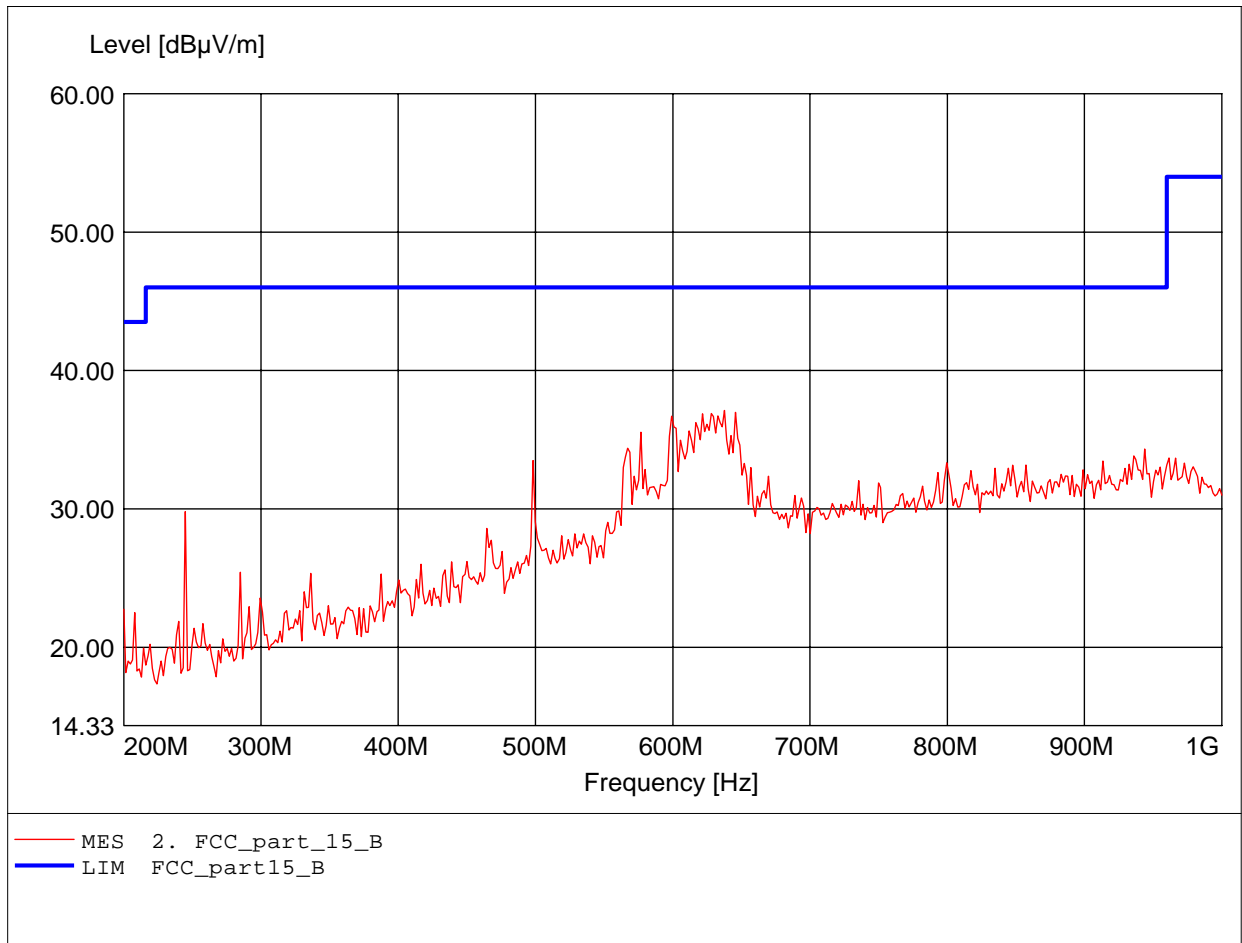
Order Number: W6M20703-7950 802.11g ch6
Test Site / Operator: ETS / Derek
Temperature: Temp.: 23.9°C
Test Specification: according to subpart B / LP 0002
Comment 1: Ant.: HK 116
Freq:199.659MHz Emax:27.66dBμV/m RBW: 100 kHz



Field Strength under normal conditions

FCC RULES PART 15, SUBPART B / LP 0002

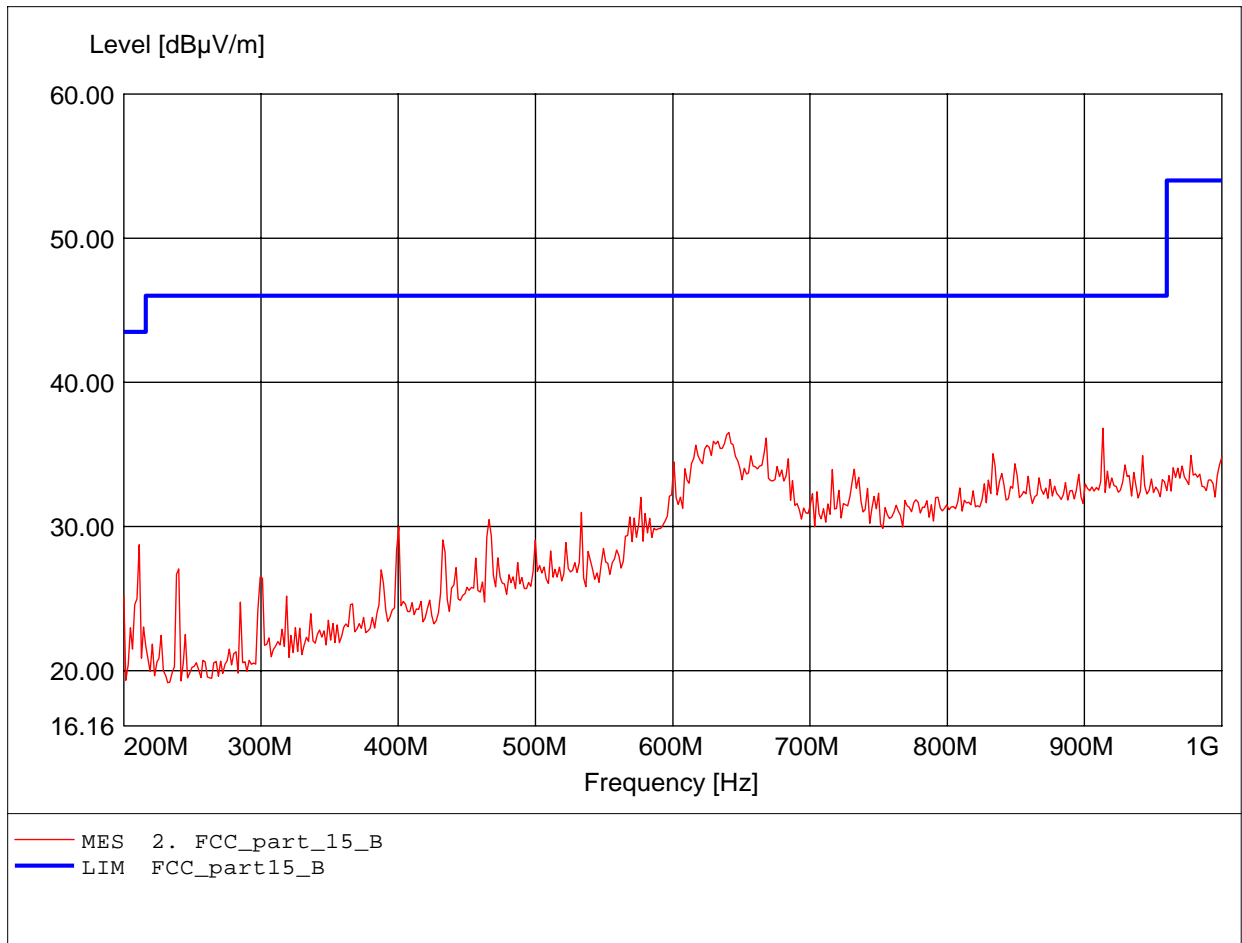
Order Number: W6M20703-7950 802.11g ch6
Test Site / Operator: ETS / Derek
Temperature: Temp.: 23.9°C
Test Specification: according to subpart B / LP 0002
Comment 1: Ant.: HL 223, ampl.
Freq:637.675MHz Emax:37.11dBμV/m RBW: 100 kHz



Field Strength under normal conditions

FCC RULES PART 15, SUBPART B / LP 0002

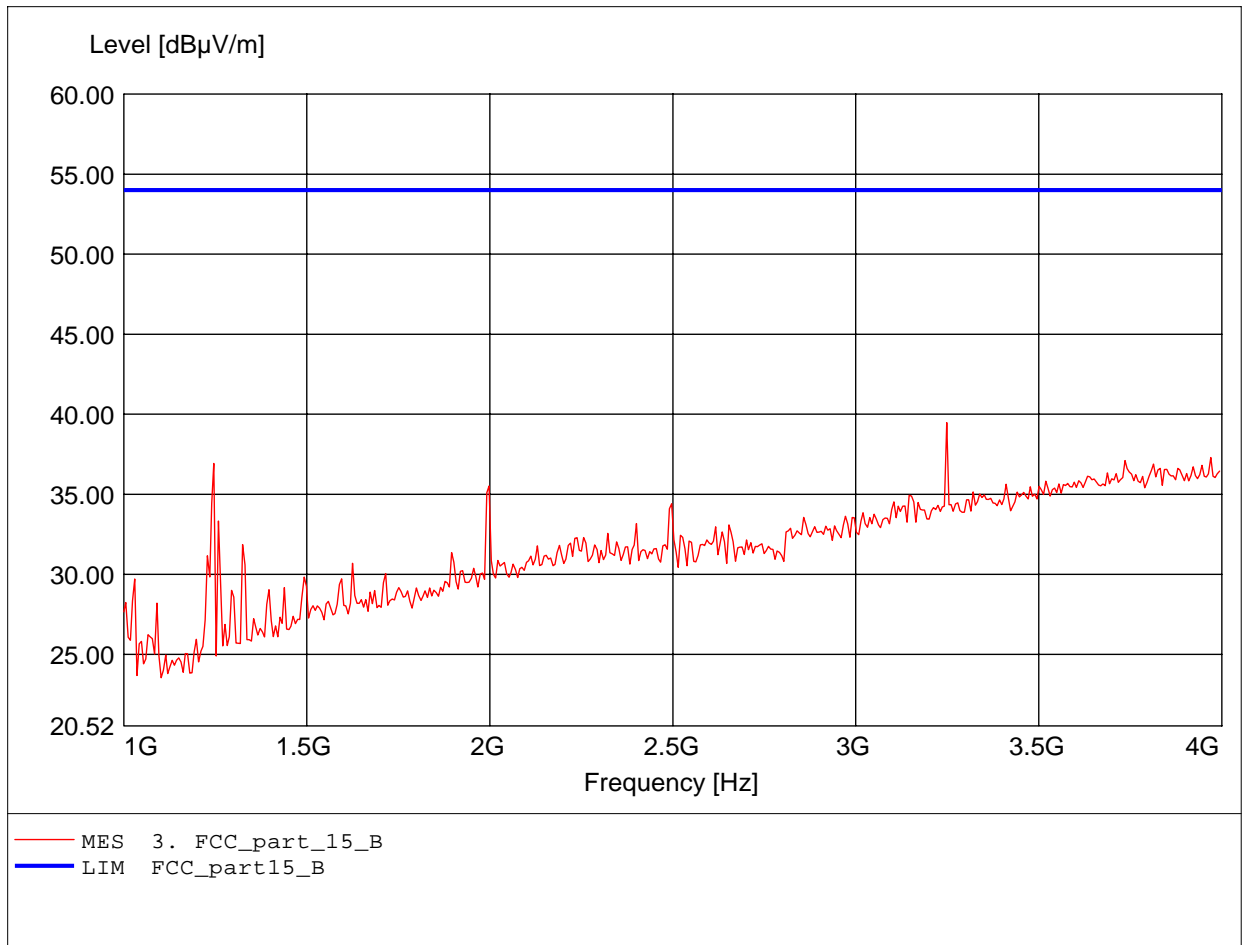
Order Number: W6M20703-7950 802.11g ch6
Test Site / Operator: ETS / Derek
Temperature: Temp.: 23.9°C
Test Specification: according to subpart B / LP 0002
Comment 1: Ant.: HL 223, ampl.
Freq:913.427MHz Emax:36.82dBμV/m RBW: 100 kHz



Field Strength under normal conditions

FCC RULES PART 15, SUBPART B / LP 0002

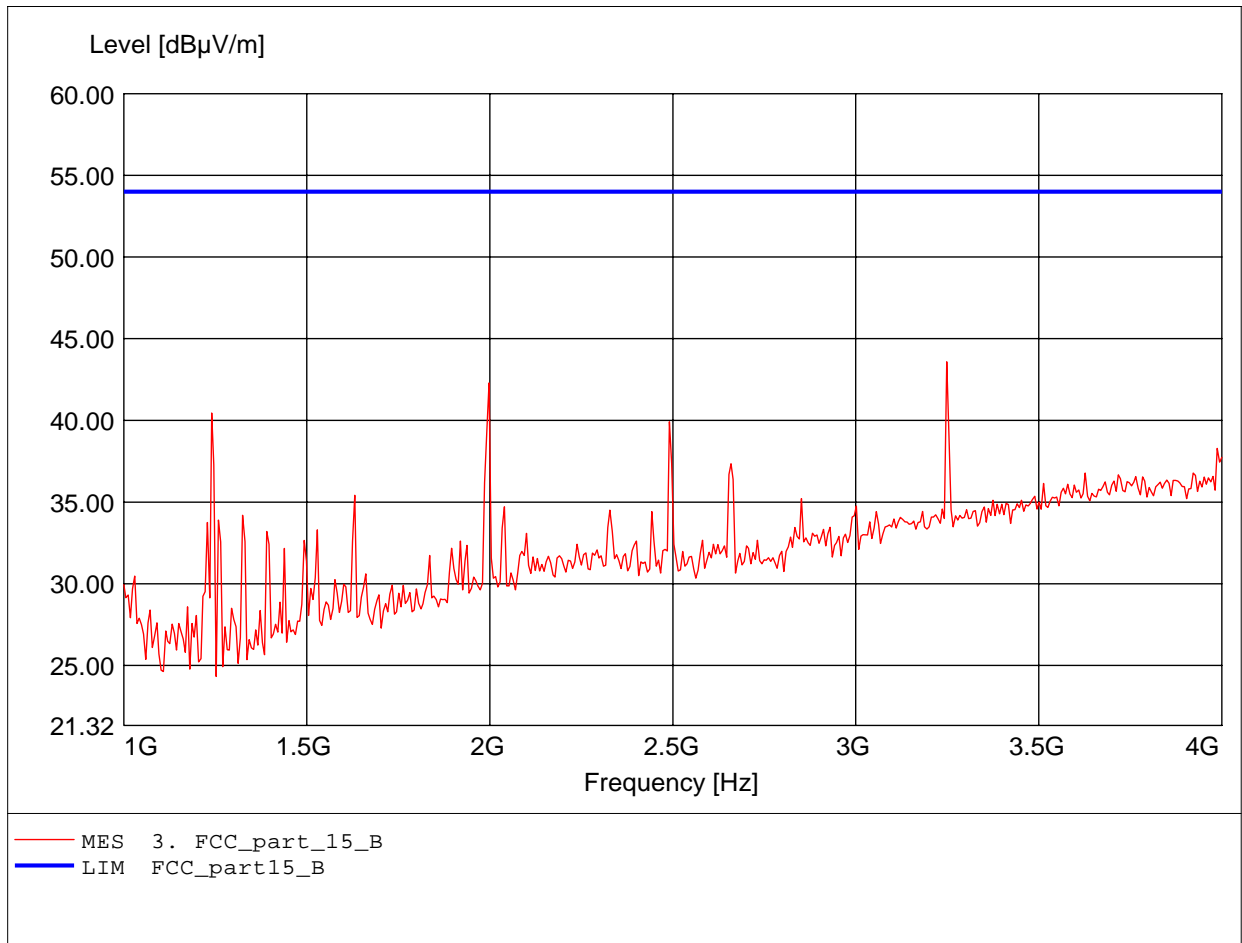
Order Number: W6M20703-7950 802.11g ch6
Test Site / Operator: ETS / Derek
Temperature: Temp.: 23.9°C
Test Specification: according to subpart B / LP 0002
Comment 1: Ant.: HL25, ampl.
Freq:3.248GHz Emax:39.47dBµV/m RBW: 1 MHz



Field Strength under normal conditions

FCC RULES PART 15, SUBPART B / LP 0002

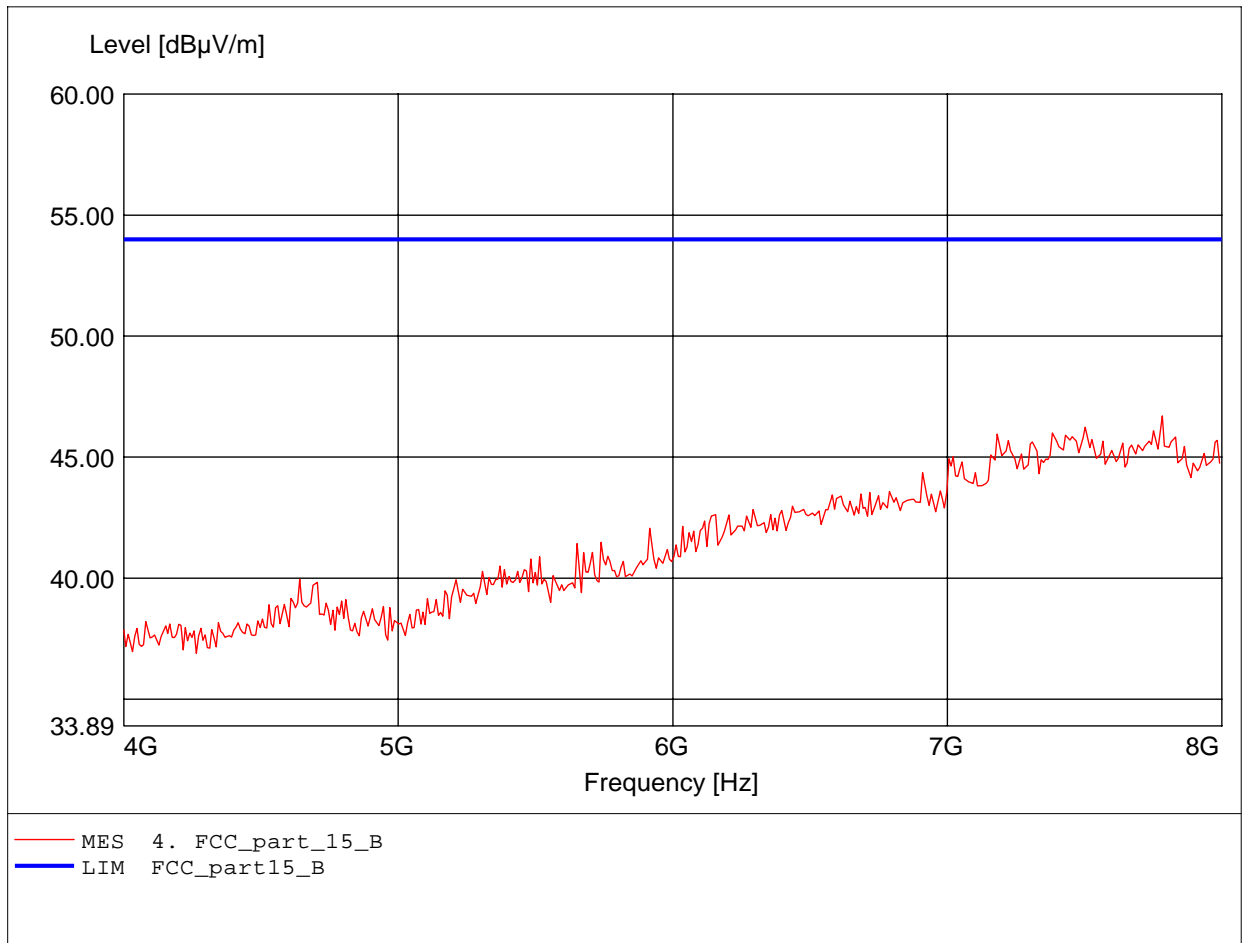
Order Number: W6M20703-7950 802.11g ch6
Test Site / Operator: ETS / Derek
Temperature: Temp.: 23.9°C
Test Specification: according to subpart B / LP 0002
Comment 1: Ant.: HL25, ampl.
Freq:3.248GHz Emax:43.58dBμV/m RBW: 1 MHz



Field Strength under normal conditions

FCC RULES PART 15, SUBPART B / LP 0002

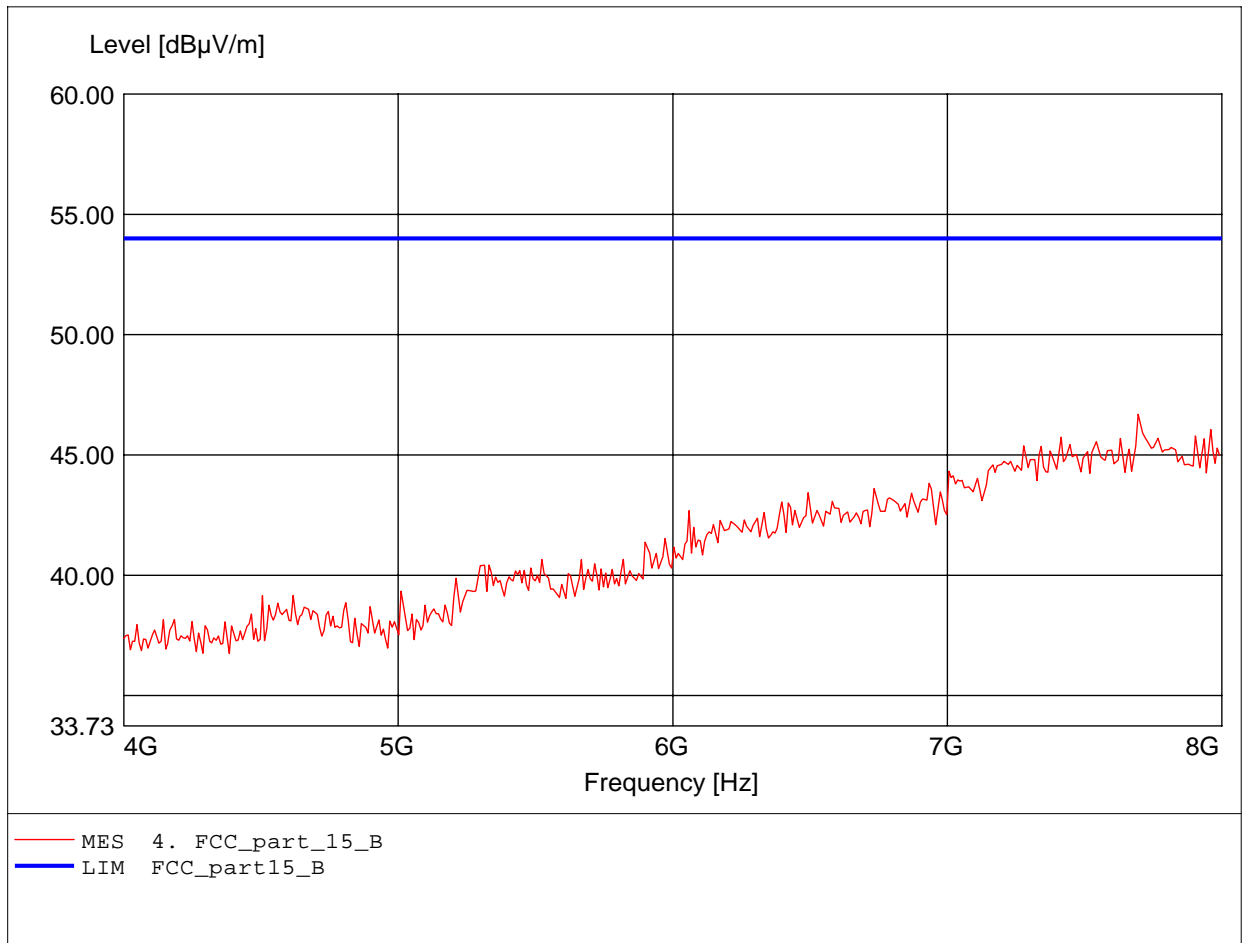
Order Number: W6M20703-7950 802.11g ch6
Test Site / Operator: ETS / Derek
Temperature: Temp.: 23.9°C
Test Specification: according to subpart B / LP 0002
Comment 1: Ant.: HL25, ampl.
Freq:7.784GHz Emax:46.71dBµV/m RBW: 1 MHz



Field Strength under normal conditions

FCC RULES PART 15, SUBPART B / LP 0002

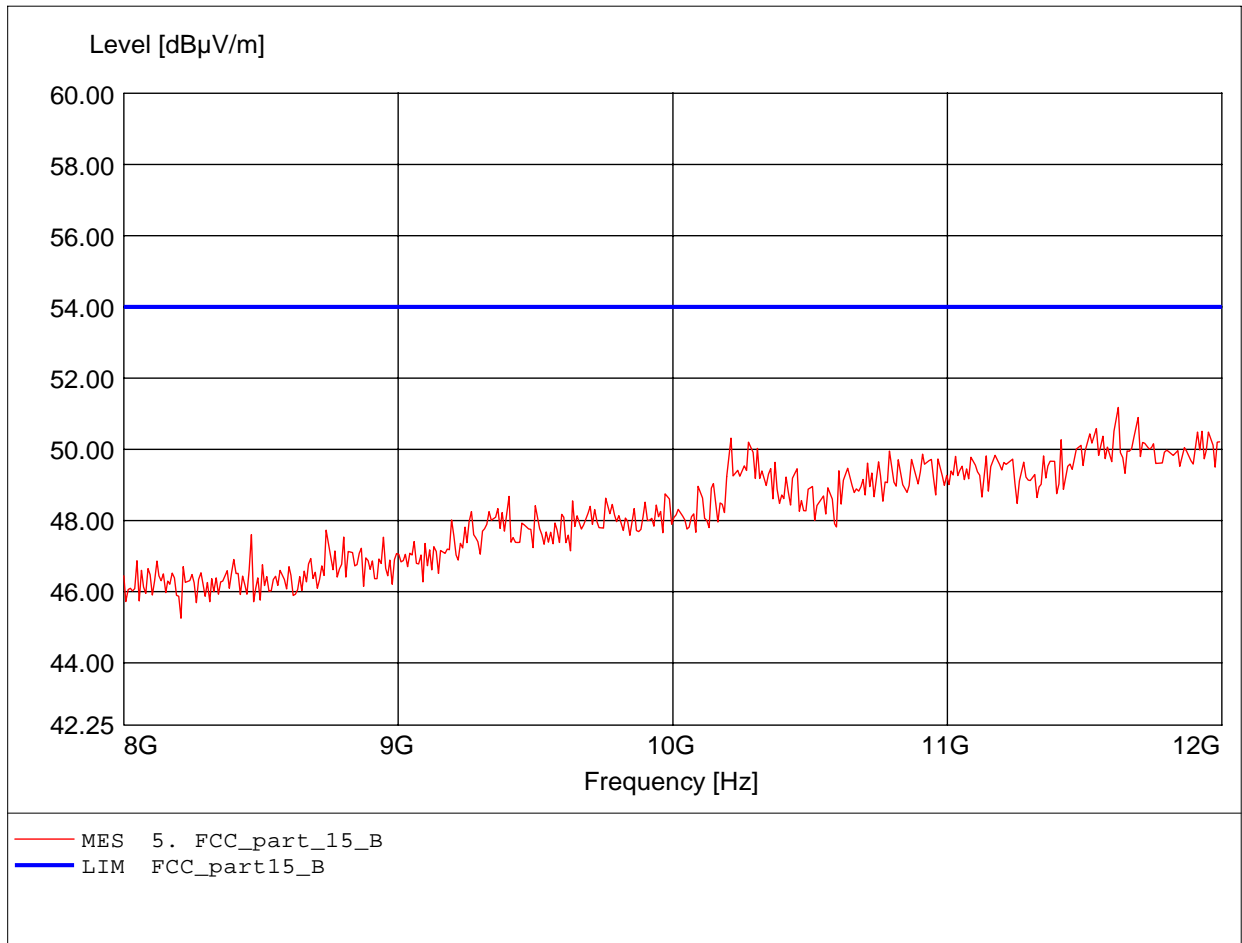
Order Number: W6M20703-7950 802.11g ch6
Test Site / Operator: ETS / Derek
Temperature: Temp.: 23.9°C
Test Specification: according to subpart B / LP 0002
Comment 1: Ant.: HL25, ampl.
Freq:7.695GHz Emax:46.69dBμV/m RBW: 1 MHz



Field Strength under normal conditions

FCC RULES PART 15, SUBPART B / LP 0002

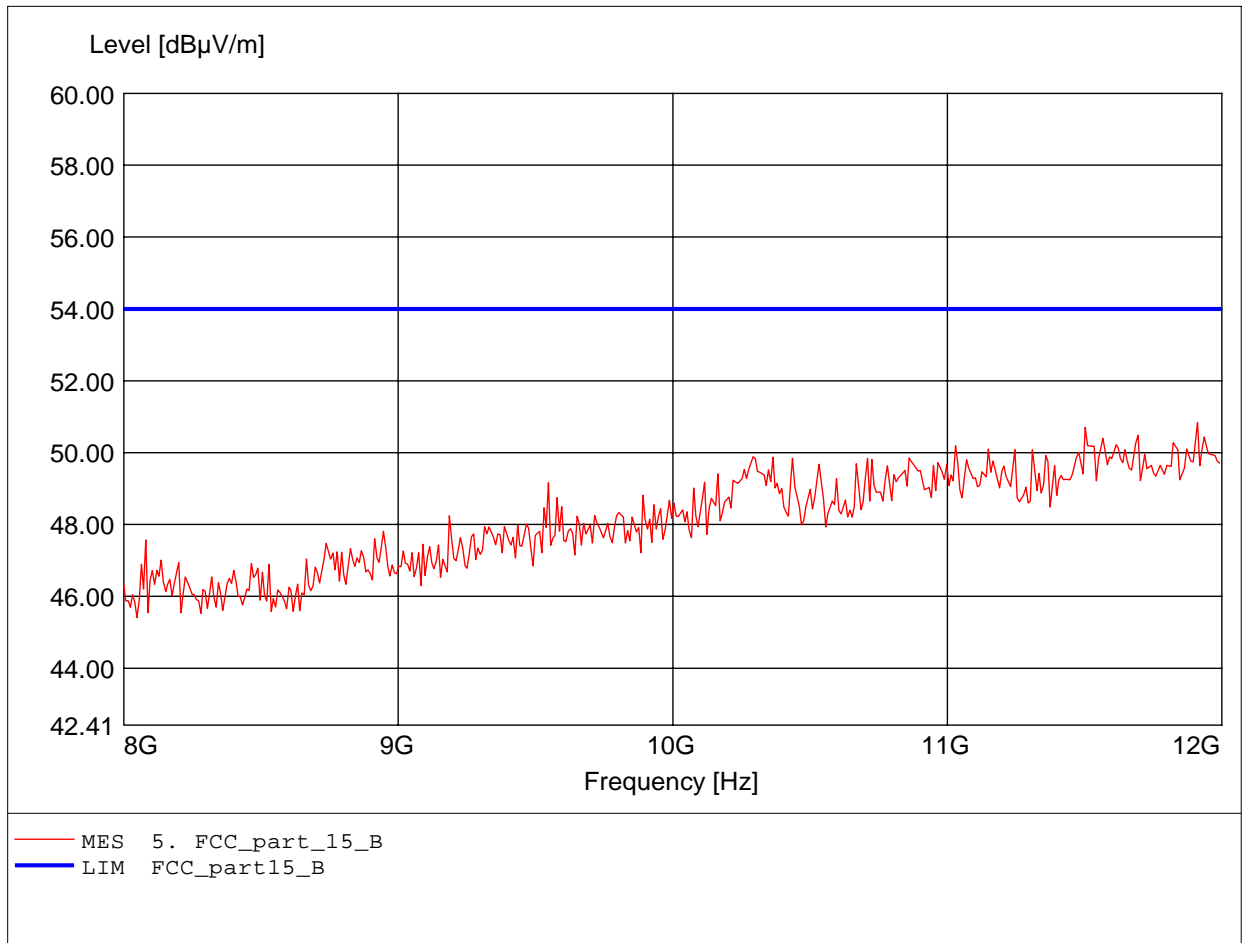
Order Number: W6M20703-7950 802.11g ch6
Test Site / Operator: ETS / Derek
Temperature: Temp.: 23.9°C
Test Specification: according to subpart B / LP 0002
Comment 1: Ant.: HL25, ampl.
Freq:11.623GHz Emax:51.18dBμV/m RBW: 1 MHz



Field Strength under normal conditions

FCC RULES PART 15, SUBPART B / LP 0002

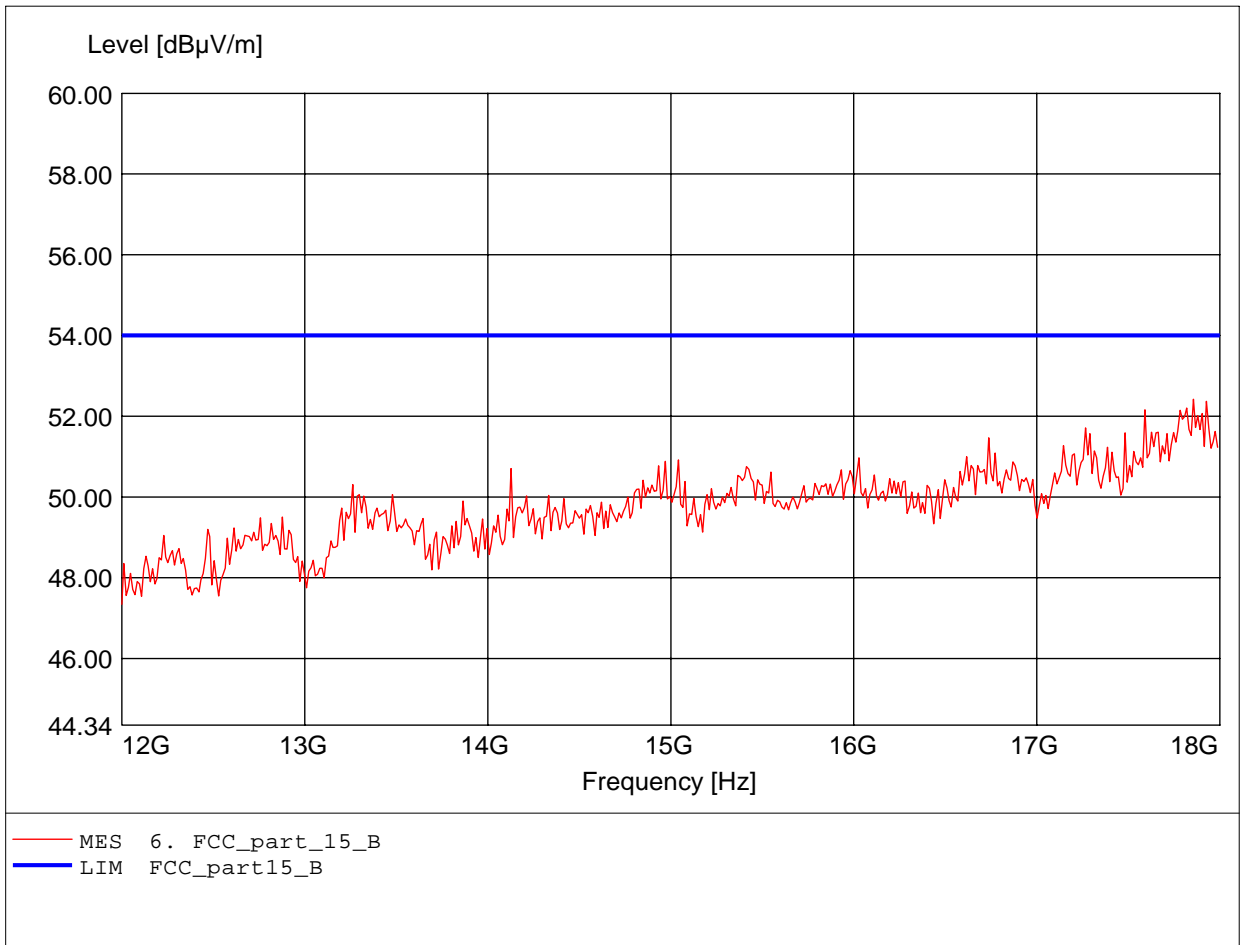
Order Number: W6M20703-7950 802.11g ch6
Test Site / Operator: ETS / Derek
Temperature: Temp.: 23.9°C
Test Specification: according to subpart B / LP 0002
Comment 1: Ant.: HL25, ampl.
Freq:11.912GHz Emax:50.84dBµV/m RBW: 1 MHz



Field Strength under normal conditions

FCC RULES PART 15, SUBPART B / LP 0002

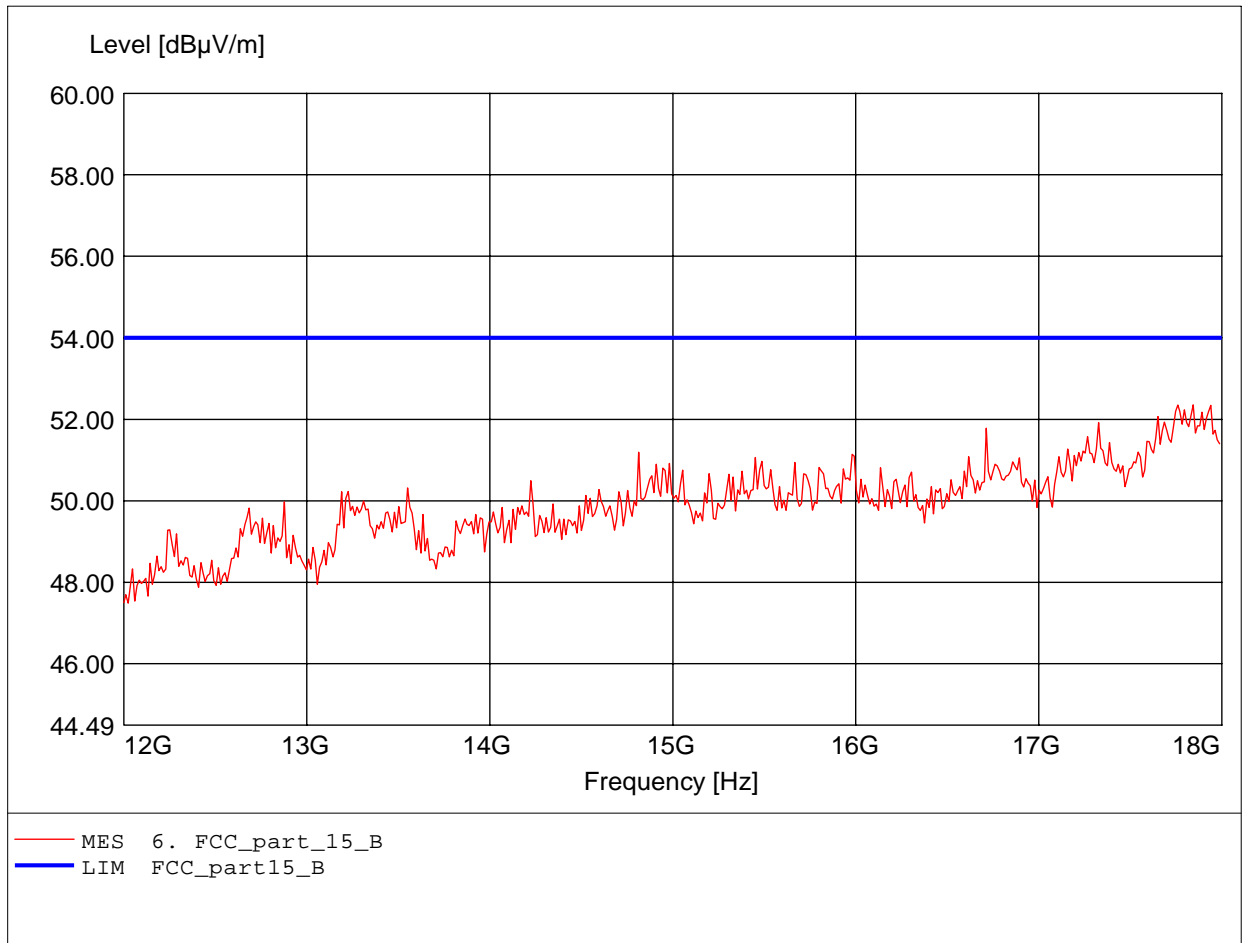
Order Number: W6M20703-7950 802.11g ch6
Test Site / Operator: ETS / Derek
Temperature: Temp.: 23.9°C
Test Specification: according to subpart B / LP 0002
Comment 1: Ant.: HL25, ampl.
Freq:17.856GHz Emax:52.42dBμV/m RBW: 1 MHz



Field Strength under normal conditions

FCC RULES PART 15, SUBPART B / LP 0002

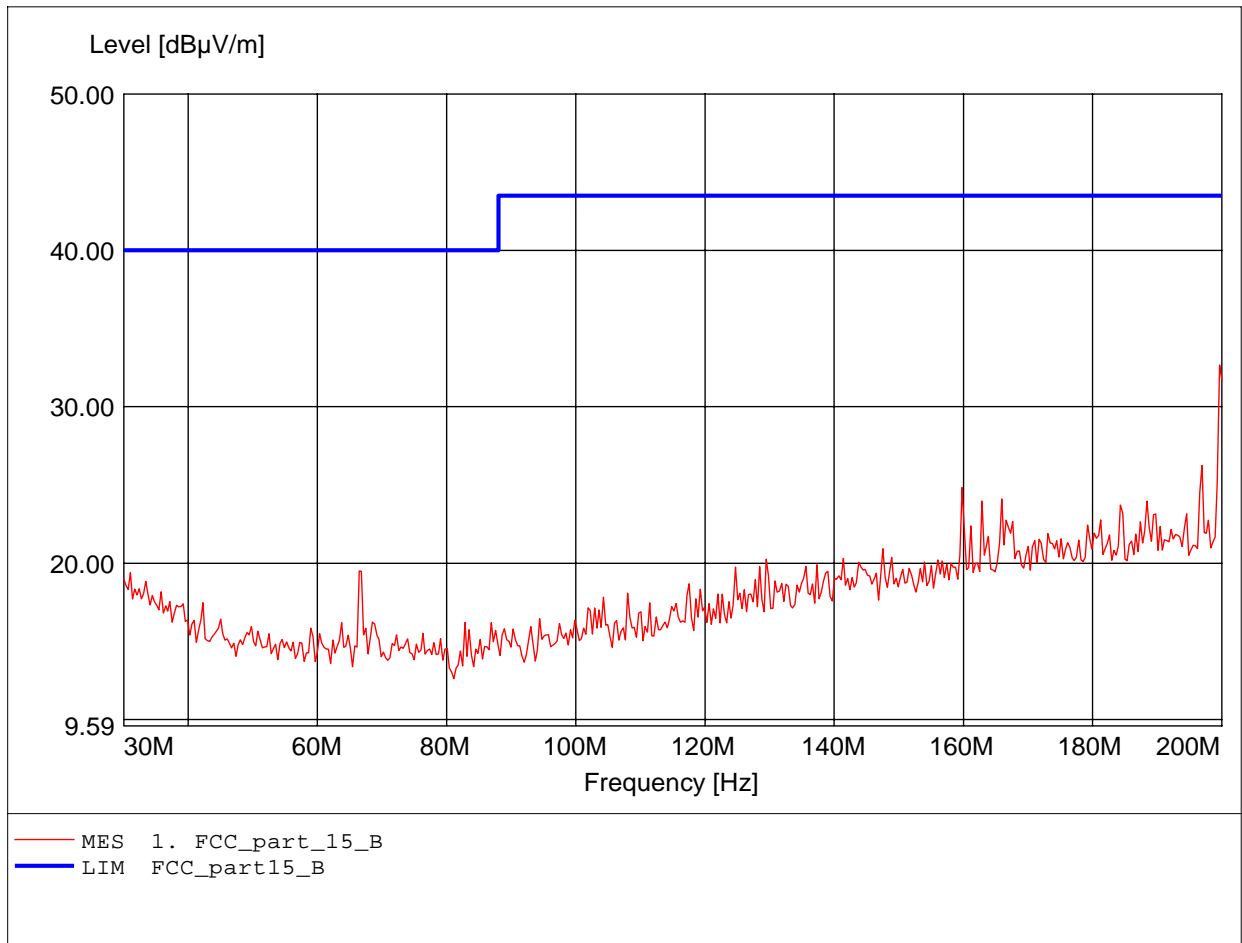
Order Number: W6M20703-7950 802.11g ch6
Test Site / Operator: ETS / Derek
Temperature: Temp.: 23.9°C
Test Specification: according to subpart B / LP 0002
Comment 1: Ant.: HL25, ampl.
Freq:17.844GHz Emax:52.35dBµV/m RBW: 1 MHz



Field Strength under normal conditions

FCC RULES PART 15, SUBPART B / LP 0002

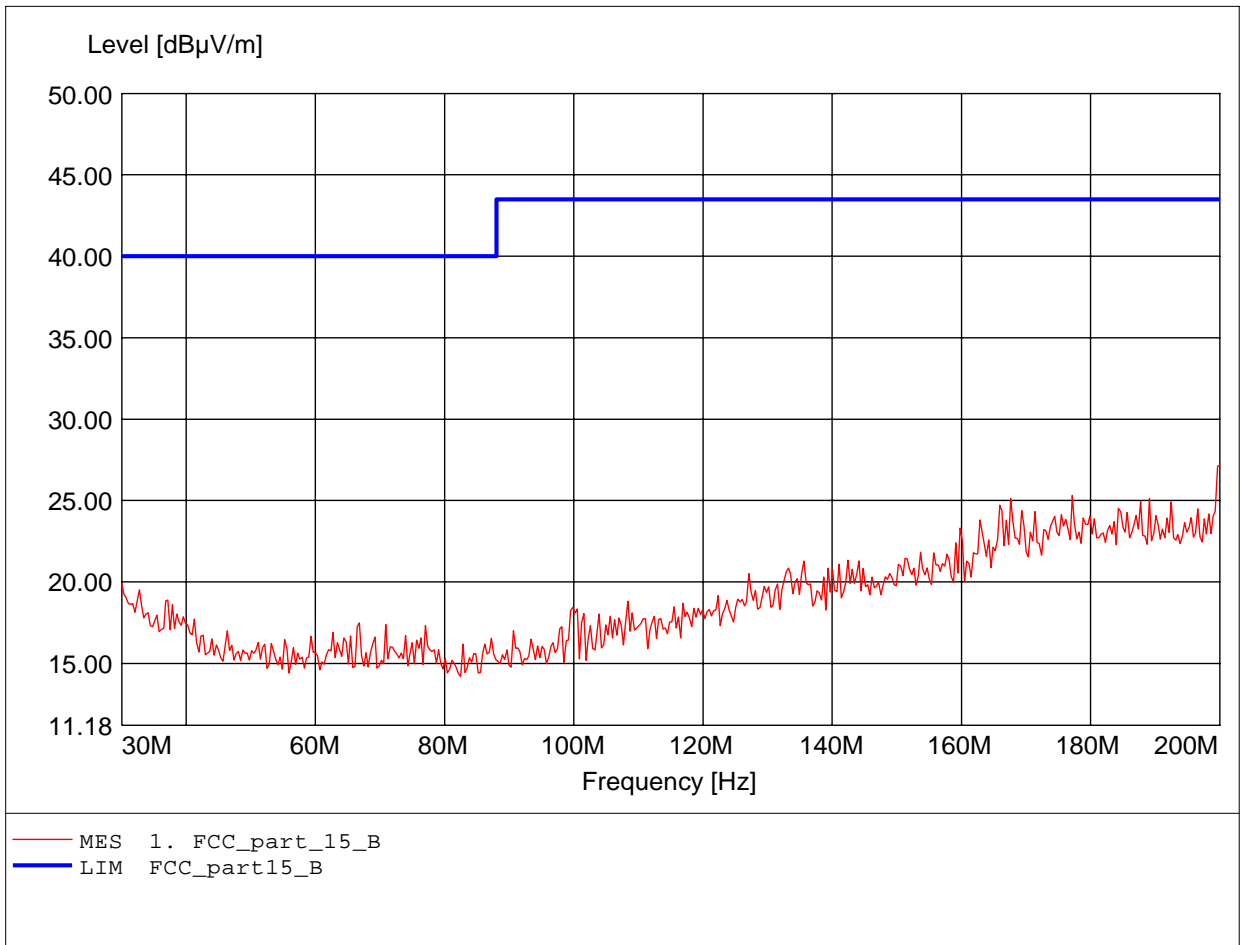
Order Number: W6M20703-7950 802.11g ch11
Test Site / Operator: ETS / Derek
Temperature: Temp.: 23.9°C
Test Specification: according to subpart B / LP 0002
Comment 1: Ant.: HK 116
Freq:199.659MHz Emax:32.66dBμV/m RBW: 100 kHz



Field Strength under normal conditions

FCC RULES PART 15, SUBPART B / LP 0002

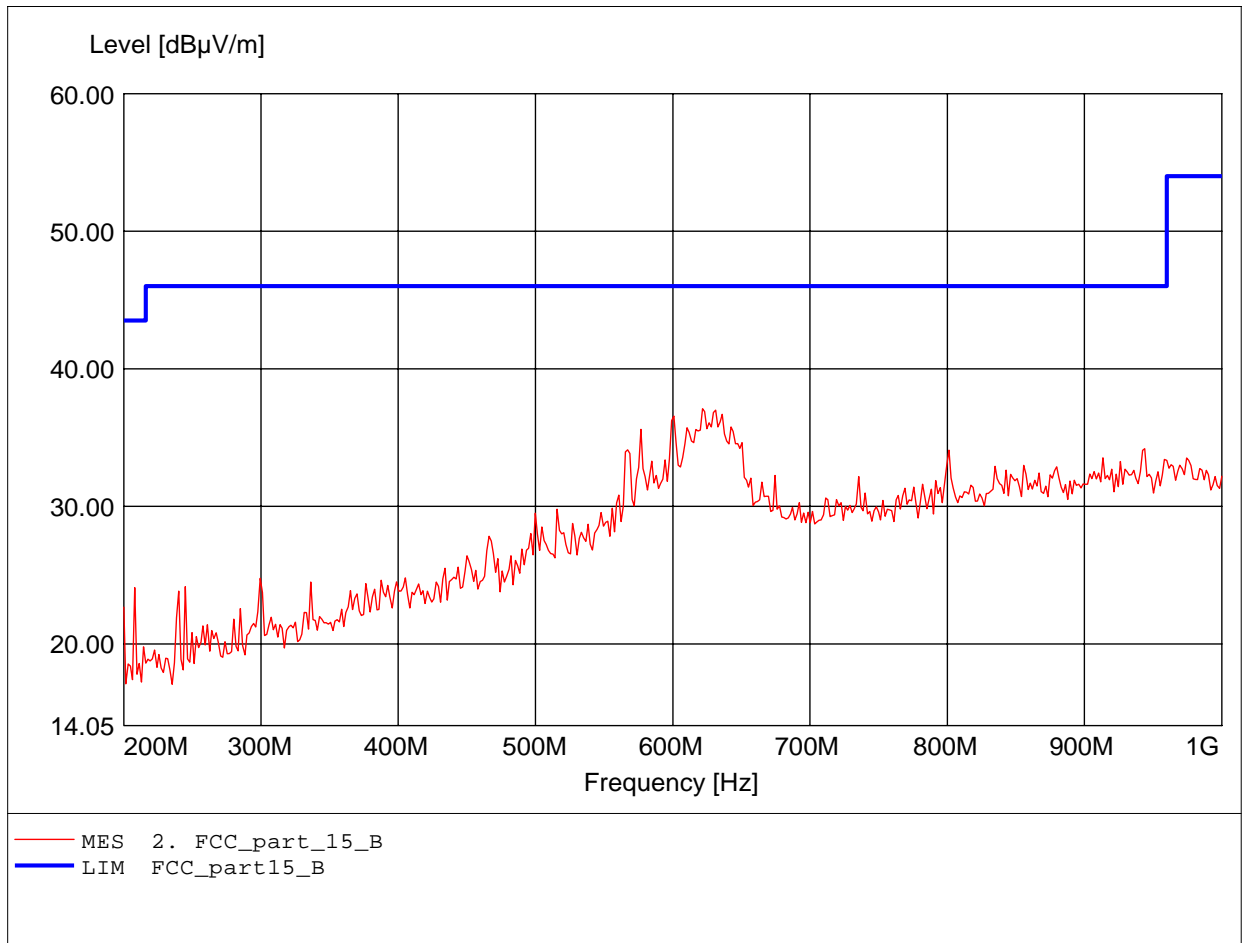
Order Number: W6M20703-7950 802.11g ch11
Test Site / Operator: ETS / Derek
Temperature: Temp.: 23.9°C
Test Specification: according to subpart B / LP 0002
Comment 1: Ant.: HK 116
Freq:200.000MHz Emax:27.14dBµV/m RBW: 100 kHz



Field Strength under normal conditions

FCC RULES PART 15, SUBPART B / LP 0002

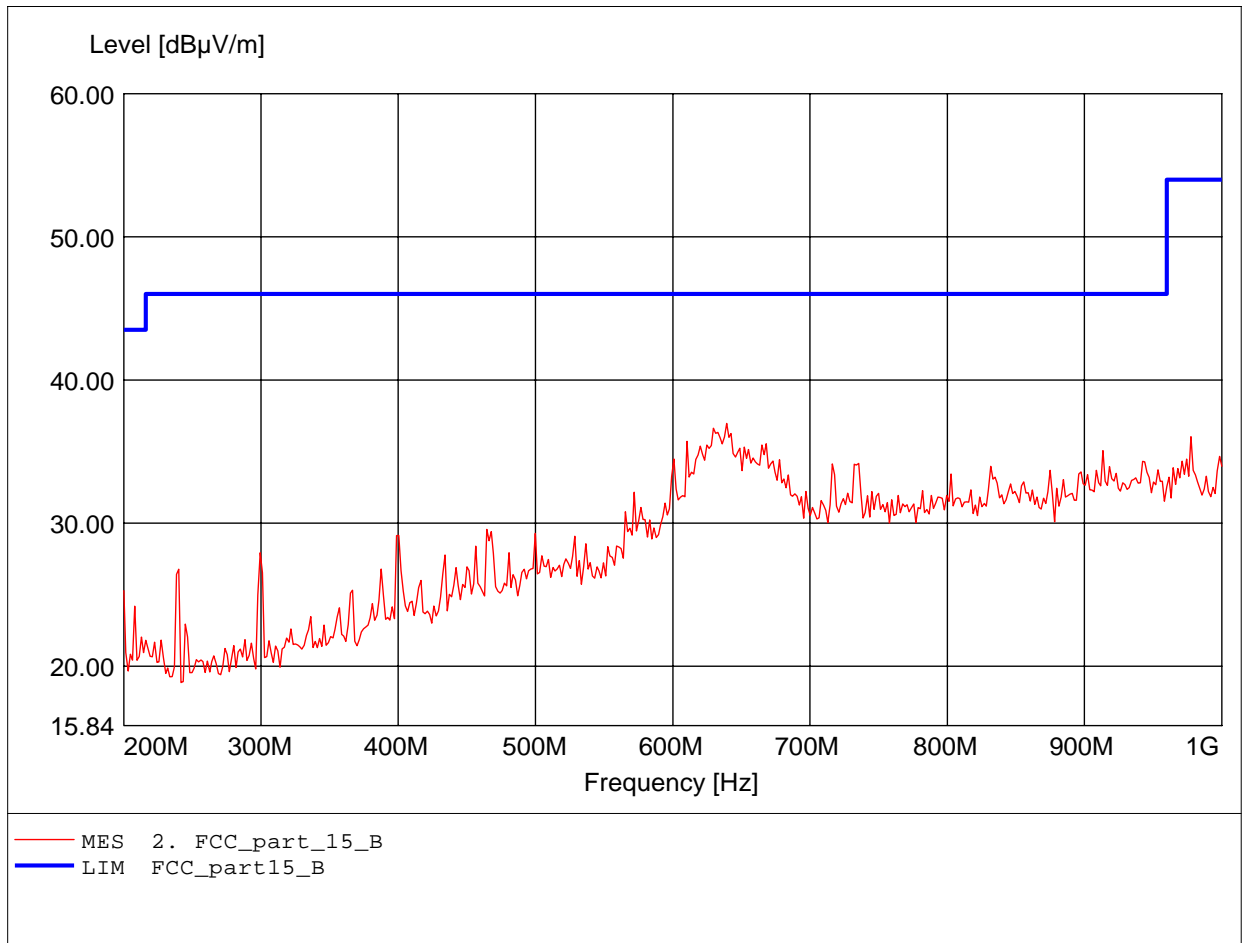
Order Number: W6M20703-7950 802.11g ch11
Test Site / Operator: ETS / Derek
Temperature: Temp.: 23.9°C
Test Specification: according to subpart B / LP 0002
Comment 1: Ant.: HL 223, ampl.
Freq:621.643MHz Emax:37.10dBµV/m RBW: 100 kHz



Field Strength under normal conditions

FCC RULES PART 15, SUBPART B / LP 0002

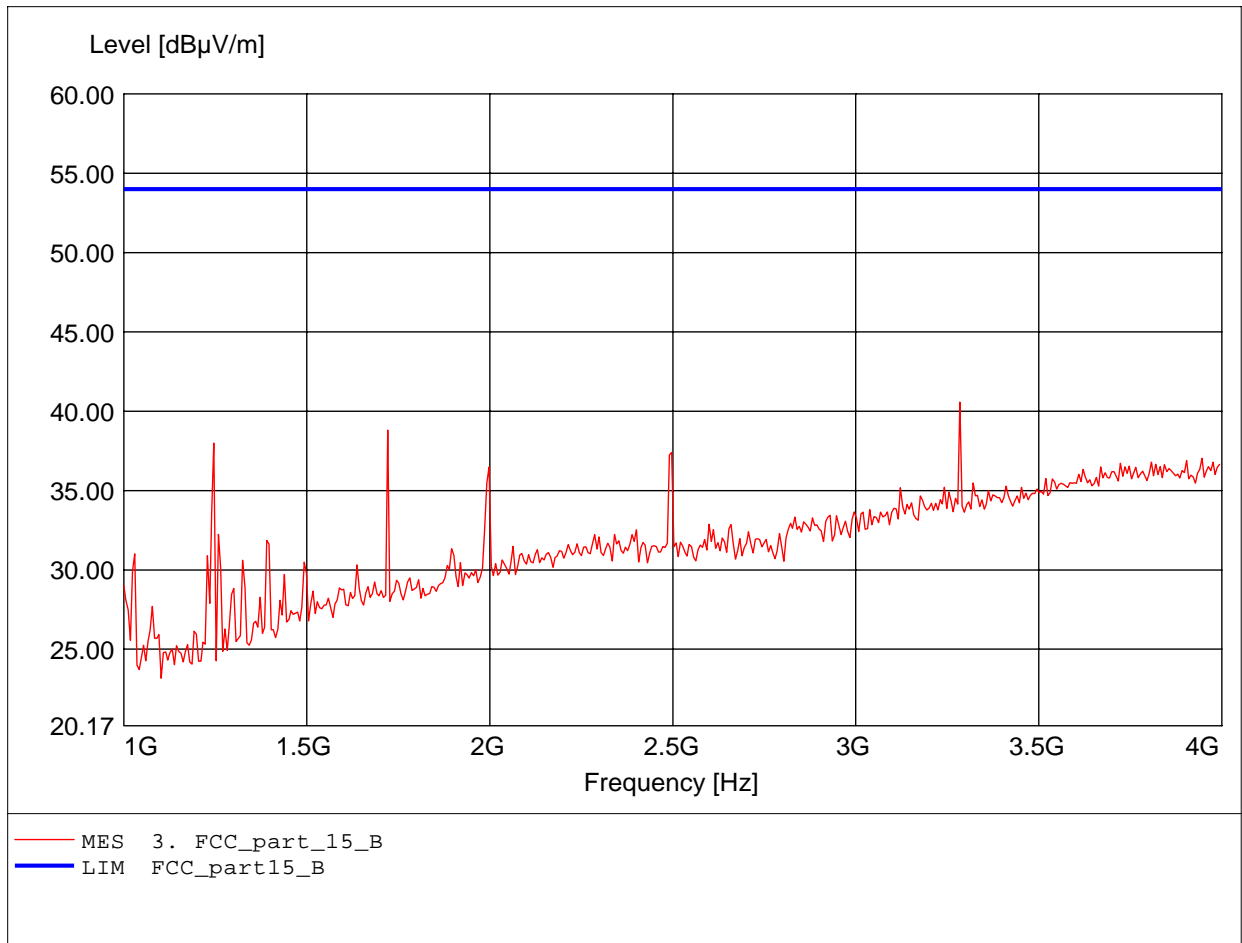
Order Number: W6M20703-7950 802.11g ch11
Test Site / Operator: ETS / Derek
Temperature: Temp.: 23.9°C
Test Specification: according to subpart B / LP 0002
Comment 1: Ant.: HL 223, ampl.
Freq:639.279MHz Emax:36.96dBμV/m RBW: 100 kHz



Field Strength under normal conditions

FCC RULES PART 15, SUBPART B / LP 0002

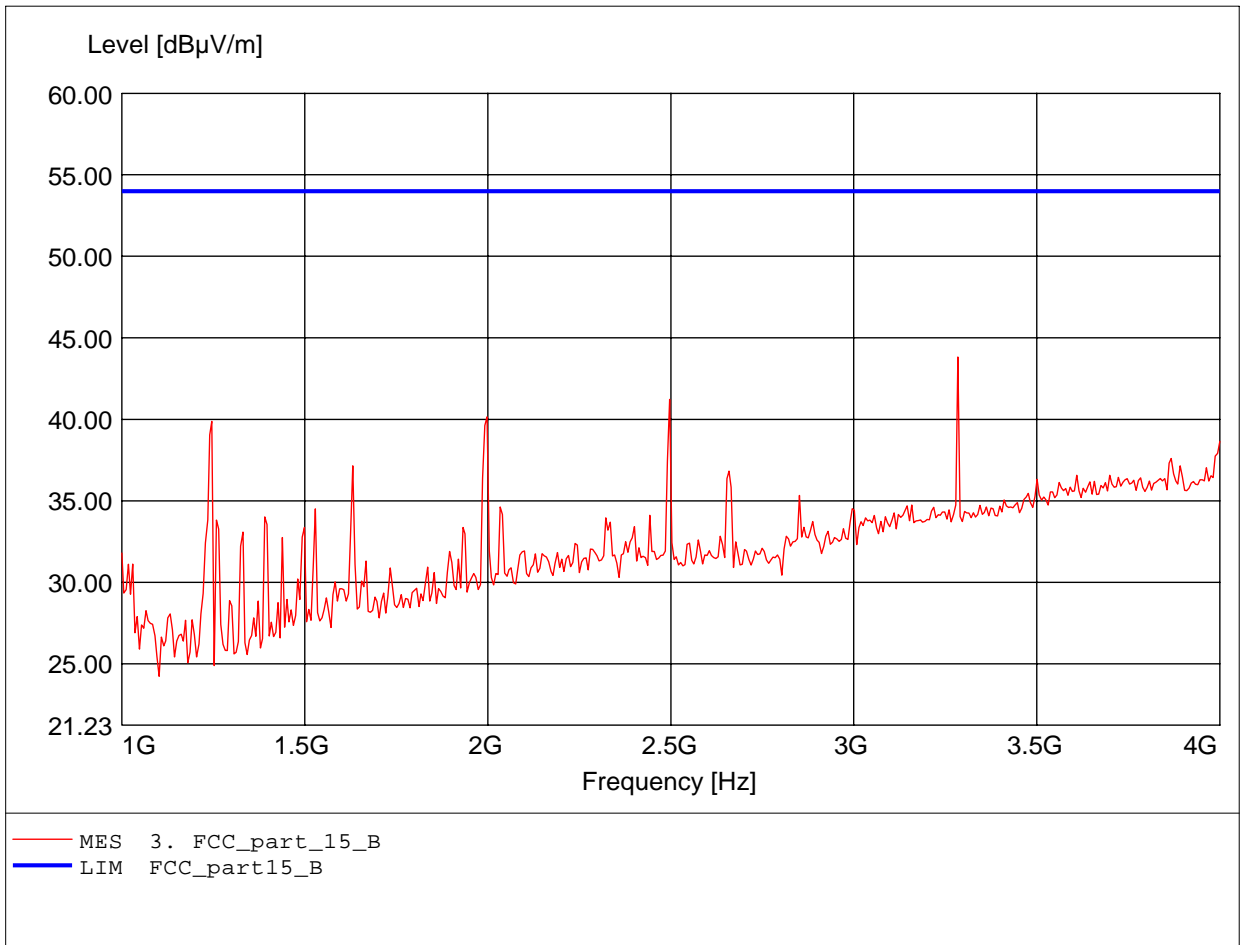
Order Number: W6M20703-7950 802.11g ch11
Test Site / Operator: ETS / Derek
Temperature: Temp.: 23.9°C
Test Specification: according to subpart B / LP 0002
Comment 1: Ant.: HL25, ampl.
Freq:3.285GHz Emax:40.57dBμV/m RBW: 1 MHz



Field Strength under normal conditions

FCC RULES PART 15, SUBPART B / LP 0002

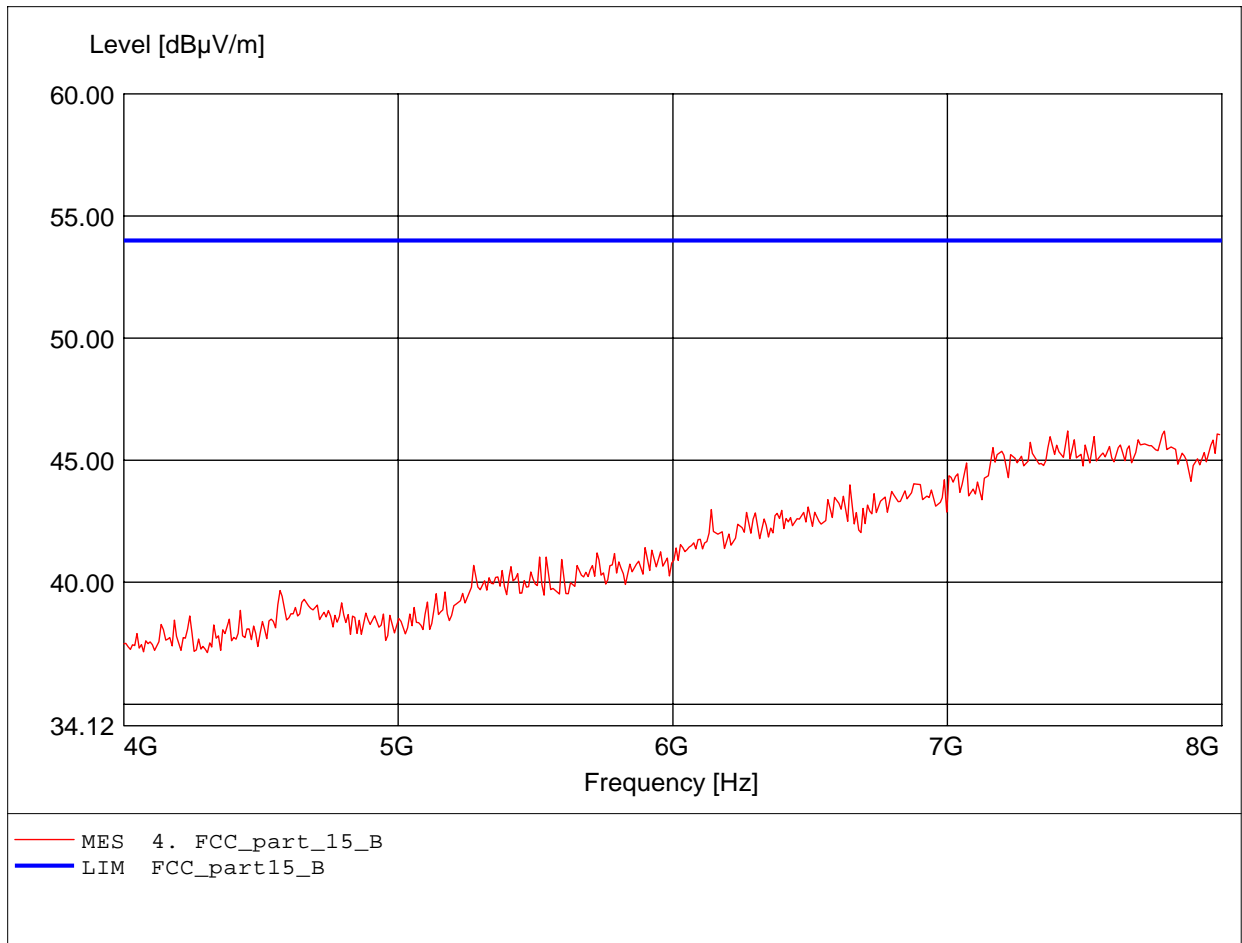
Order Number: W6M20703-7950 802.11g ch11
Test Site / Operator: ETS / Derek
Temperature: Temp.: 23.9°C
Test Specification: according to subpart B / LP 0002
Comment 1: Ant.: HL25, ampl.
Freq:3.285GHz Emax:43.83dBµV/m RBW: 1 MHz



Field Strength under normal conditions

FCC RULES PART 15, SUBPART B / LP 0002

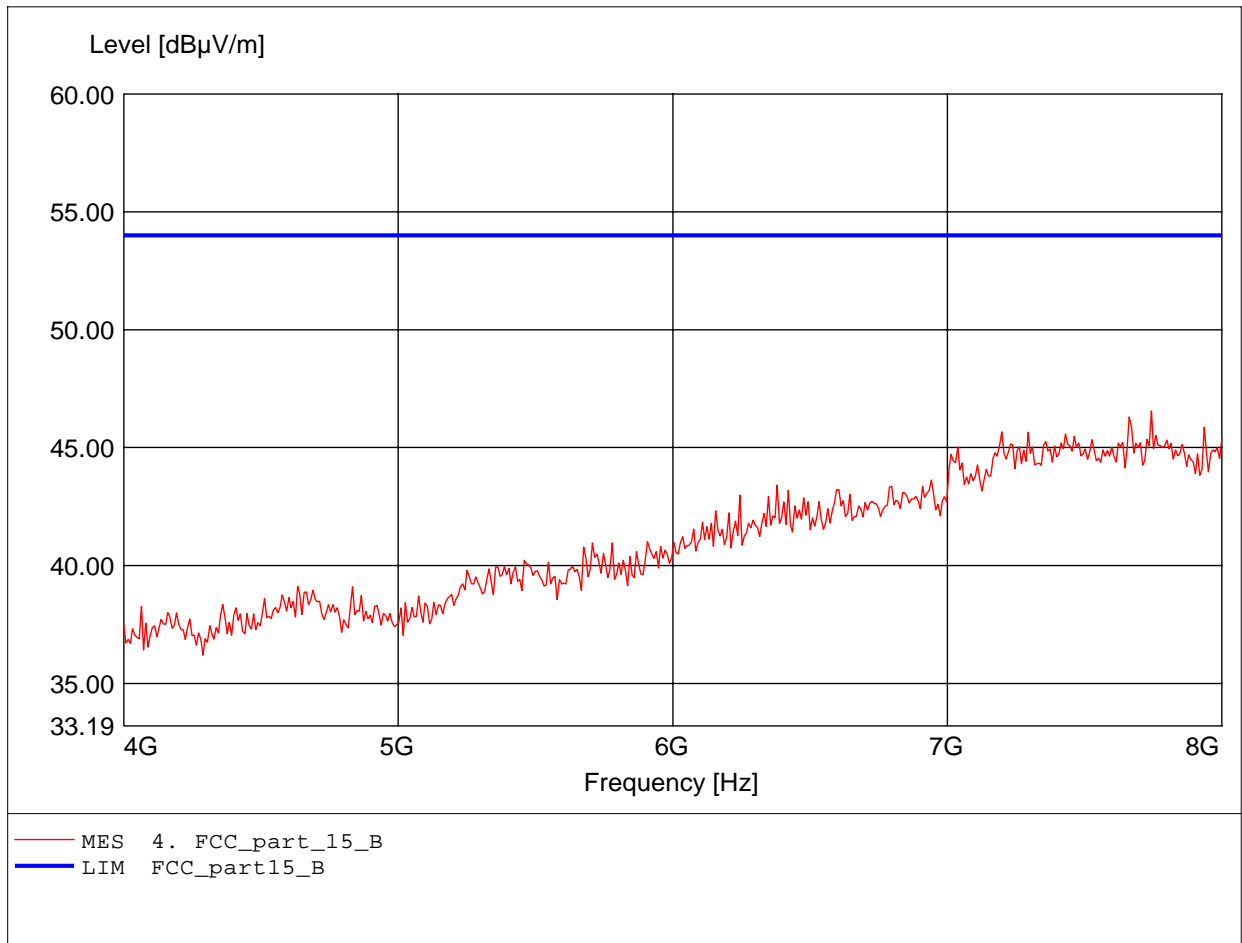
Order Number: W6M20703-7950 802.11g ch11
Test Site / Operator: ETS / Derek
Temperature: Temp.: 23.9°C
Test Specification: according to subpart B / LP 0002
Comment 1: Ant.: HL25, ampl.
Freq:7.439GHz Emax:46.20dBµV/m RBW: 1 MHz



Field Strength under normal conditions

FCC RULES PART 15, SUBPART B / LP 0002

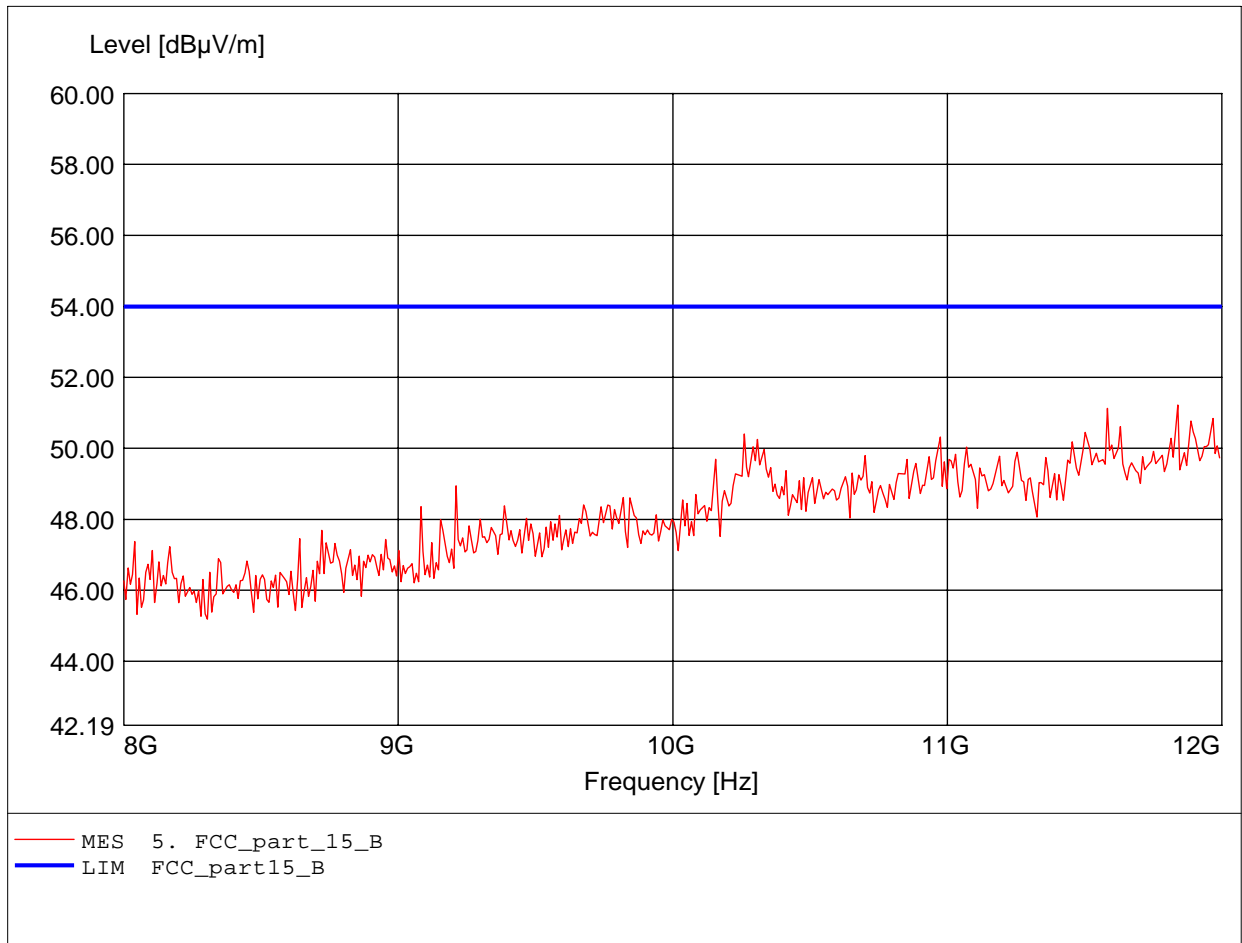
Order Number: W6M20703-7950 802.11g ch11
Test Site / Operator: ETS / Derek
Temperature: Temp.: 23.9°C
Test Specification: according to subpart B / LP 0002
Comment 1: Ant.: HL25, ampl.
Freq:7.743GHz Emax:46.56dBμV/m RBW: 1 MHz



Field Strength under normal conditions

FCC RULES PART 15, SUBPART B / LP 0002

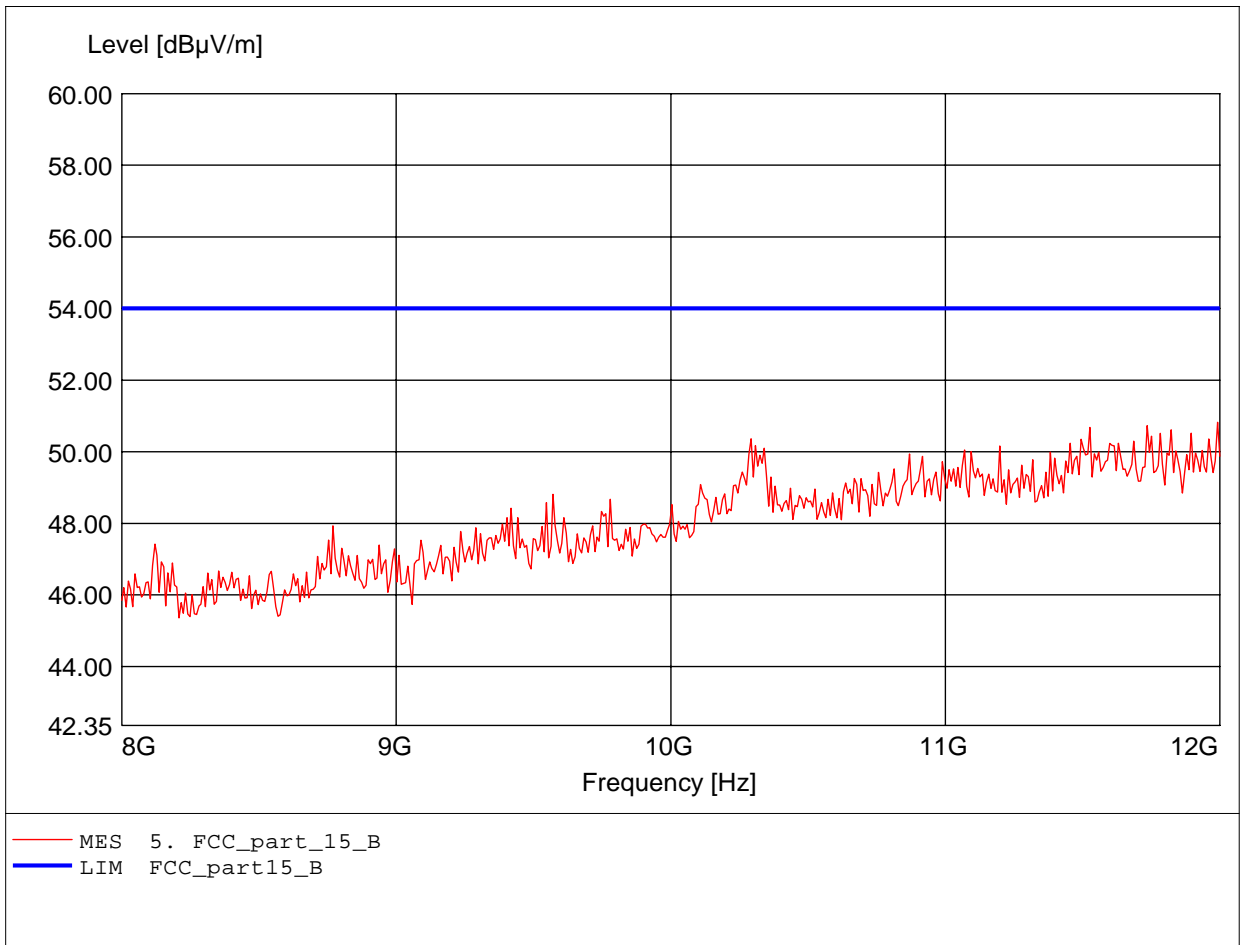
Order Number: W6M20703-7950 802.11g ch11
Test Site / Operator: ETS / Derek
Temperature: Temp.: 23.9°C
Test Specification: according to subpart B / LP 0002
Comment 1: Ant.: HL25, ampl.
Freq:11.840GHz Emax:51.22dBµV/m RBW: 1 MHz



Field Strength under normal conditions

FCC RULES PART 15, SUBPART B / LP 0002

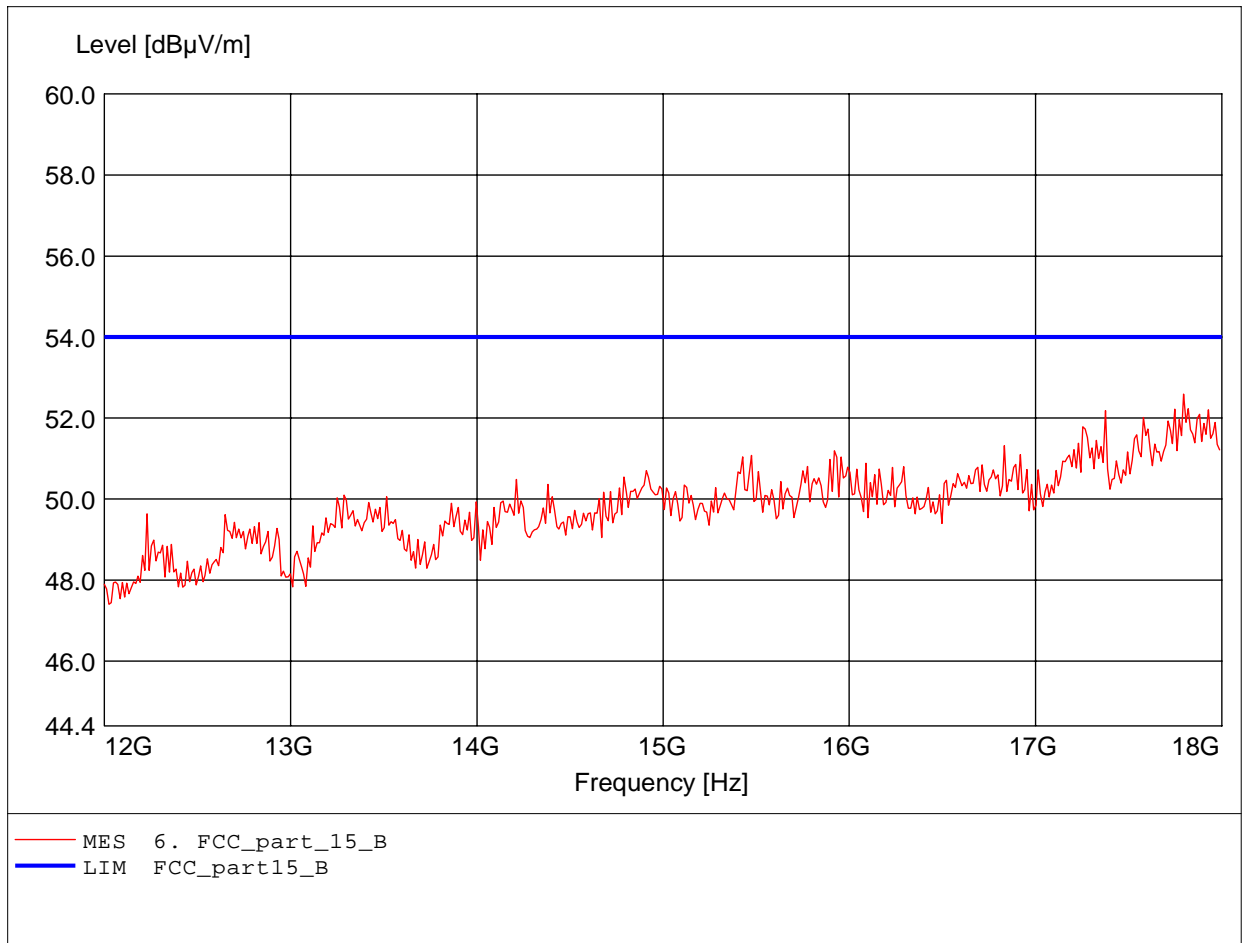
Order Number: W6M20703-7950 802.11g ch11
Test Site / Operator: ETS / Derek
Temperature: Temp.: 23.9°C
Test Specification: according to subpart B / LP 0002
Comment 1: Ant.: HL25, ampl.
Freq:11.992GHz Emax:50.82dBµV/m RBW: 1 MHz



Field Strength under normal conditions

FCC RULES PART 15, SUBPART B / LP 0002

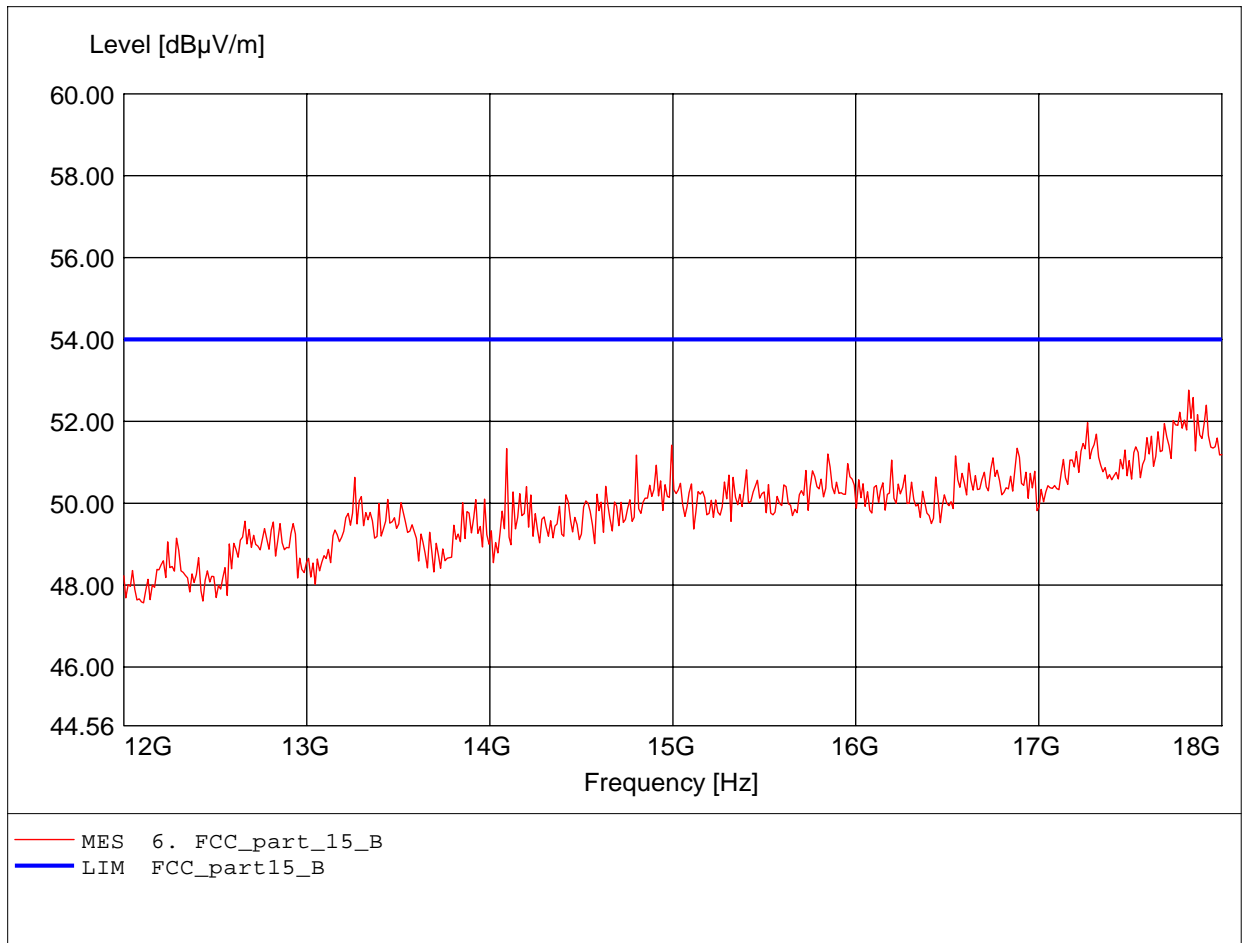
Order Number: W6M20703-7950 802.11g ch11
Test Site / Operator: ETS / Derek
Temperature: Temp.: 23.9°C
Test Specification: according to subpart B / LP 0002
Comment 1: Ant.: HL25, ampl.
Freq:17.796GHz Emax:52.59dBμV/m RBW: 1 MHz



Field Strength under normal conditions

FCC RULES PART 15, SUBPART B / LP 0002

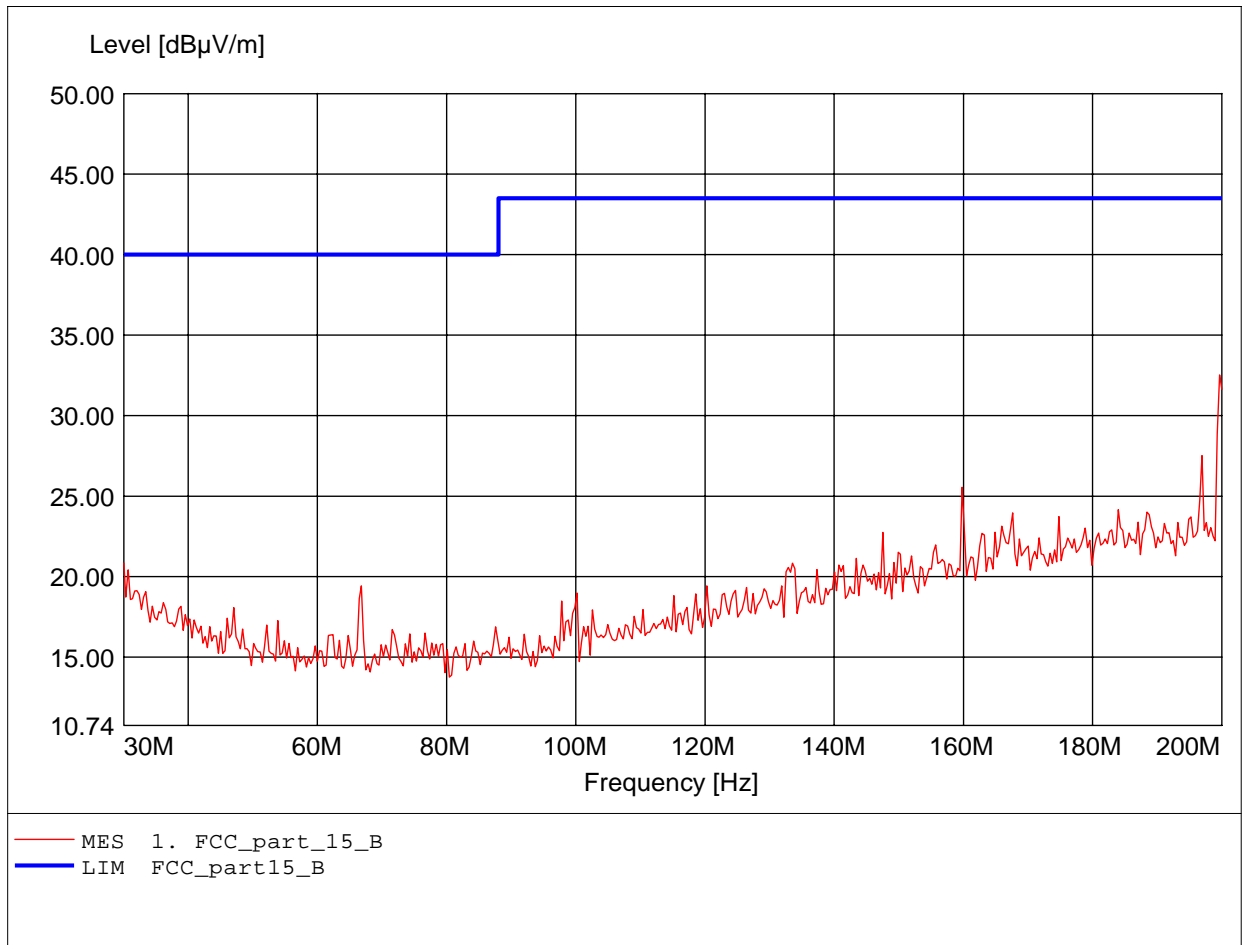
Order Number: W6M20703-7950 802.11g ch11
Test Site / Operator: ETS / Derek
Temperature: Temp.: 23.9°C
Test Specification: according to subpart B / LP 0002
Comment 1: Ant.: HL25, ampl.
Freq:17.820GHz Emax:52.76dBµV/m RBW: 1 MHz



Field Strength under normal conditions

FCC RULES PART 15, SUBPART B / LP 0002

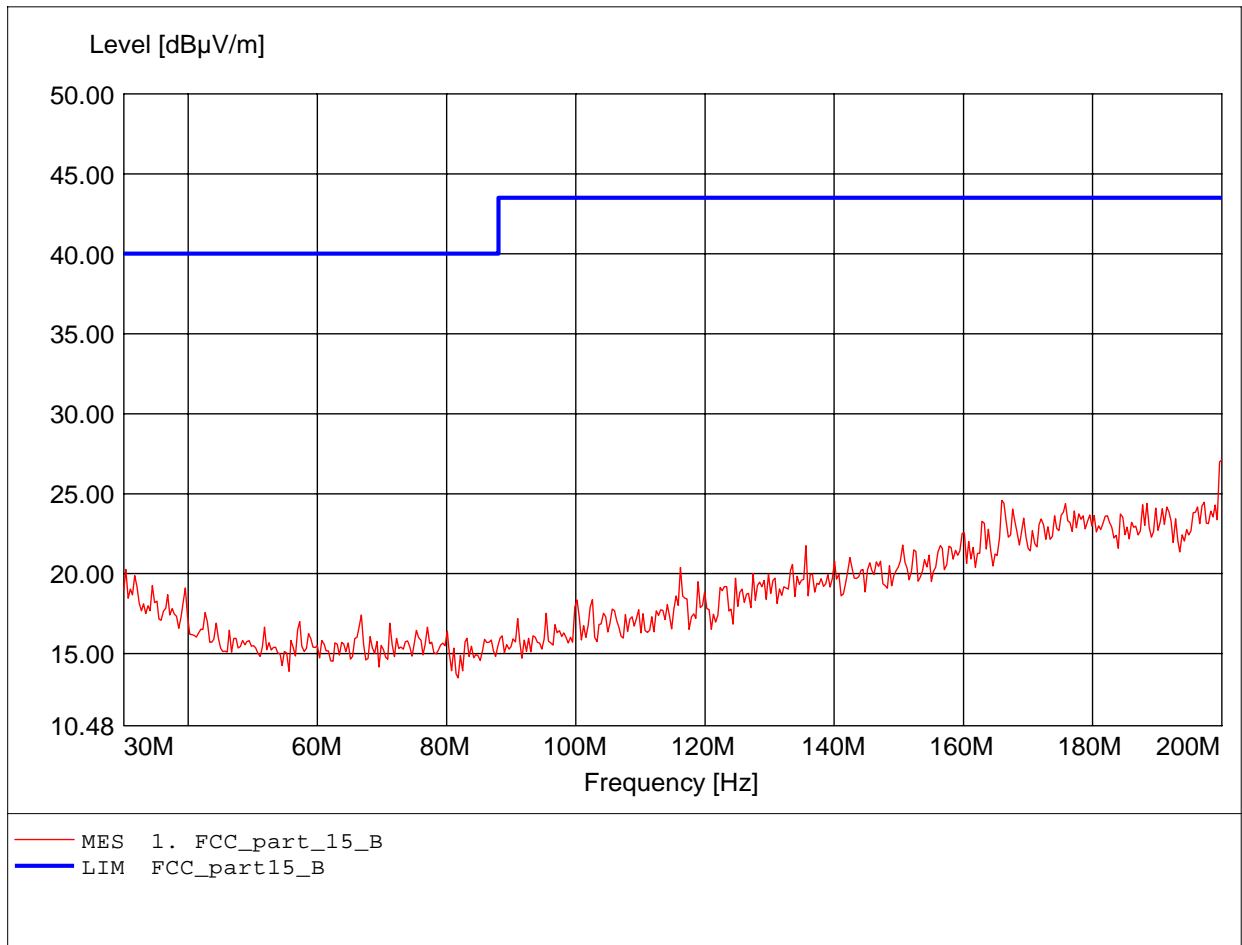
Order Number: W6M20703-7950 802.11n (20M) ch1
Test Site / Operator: ETS / Derek
Temperature: Temp.: 23.9°C
Test Specification: according to subpart B / LP 0002
Comment 1: Ant.: HK 116
Freq:199.659MHz Emax:32.52dBμV/m RBW: 100 kHz



Field Strength under normal conditions

FCC RULES PART 15, SUBPART B / LP 0002

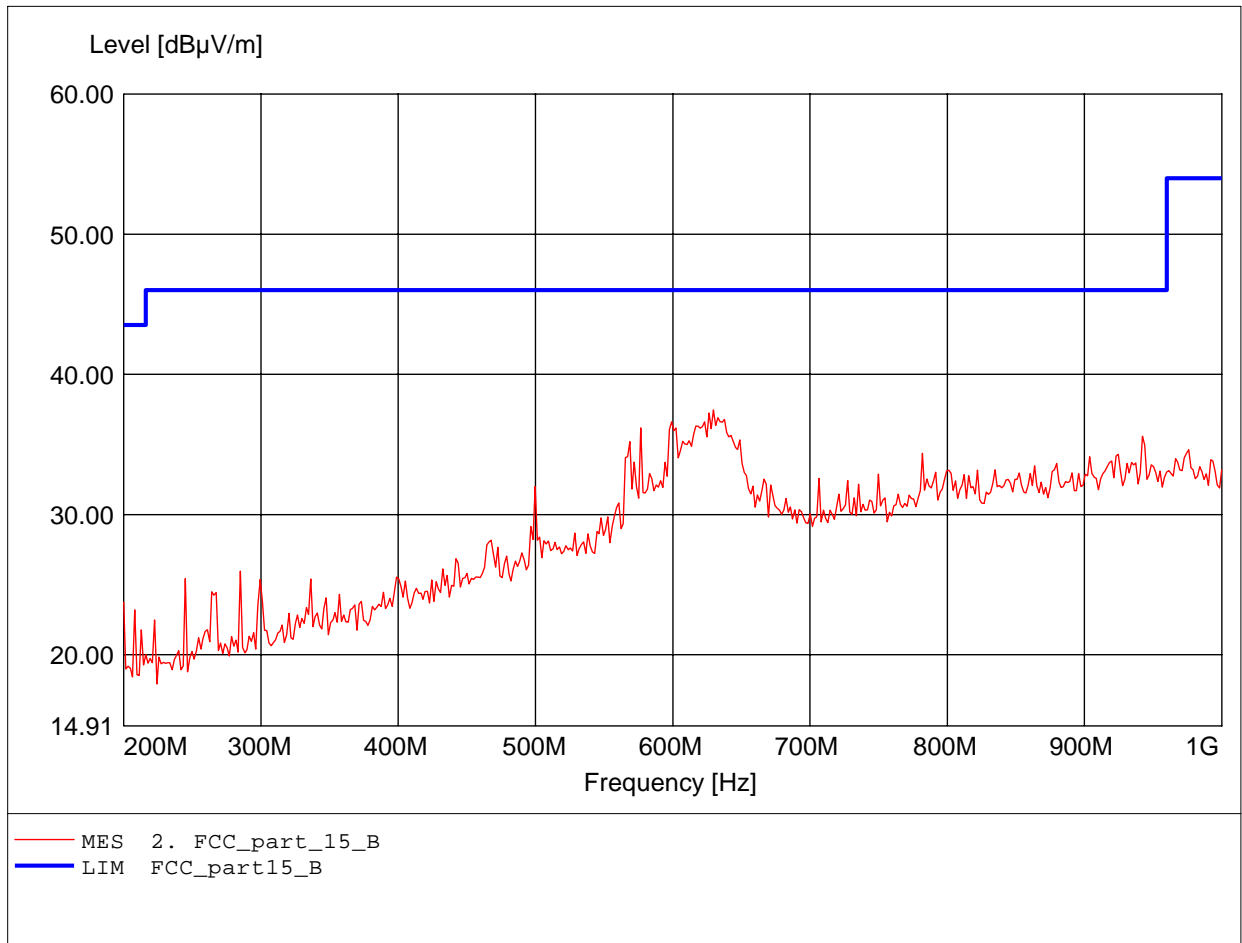
Order Number: W6M20703-7950 802.11n (20M) ch1
Test Site / Operator: ETS / Derek
Temperature: Temp.: 23.9°C
Test Specification: according to subpart B / LP 0002
Comment 1: Ant.: HK 116
Freq:200.000MHz Emax:27.13dBμV/m RBW: 100 kHz



Field Strength under normal conditions

FCC RULES PART 15, SUBPART B / LP 0002

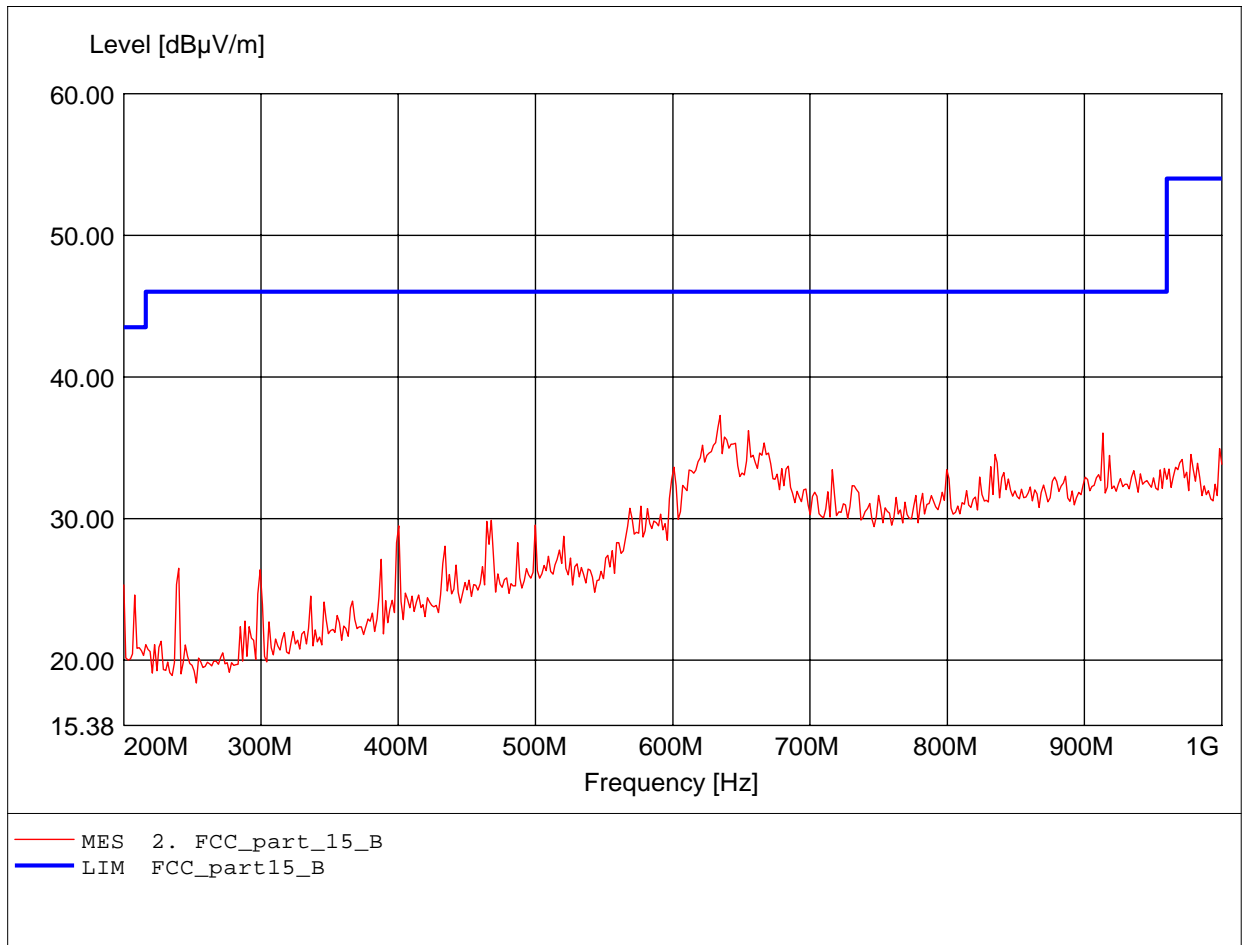
Order Number: W6M20703-7950 802.11n (20M) ch1
Test Site / Operator: ETS / Derek
Temperature: Temp.: 23.9°C
Test Specification: according to subpart B / LP 0002
Comment 1: Ant.: HL 223, ampl.
Freq:629.659MHz Emax:37.45dBμV/m RBW: 100 kHz



Field Strength under normal conditions

FCC RULES PART 15, SUBPART B / LP 0002

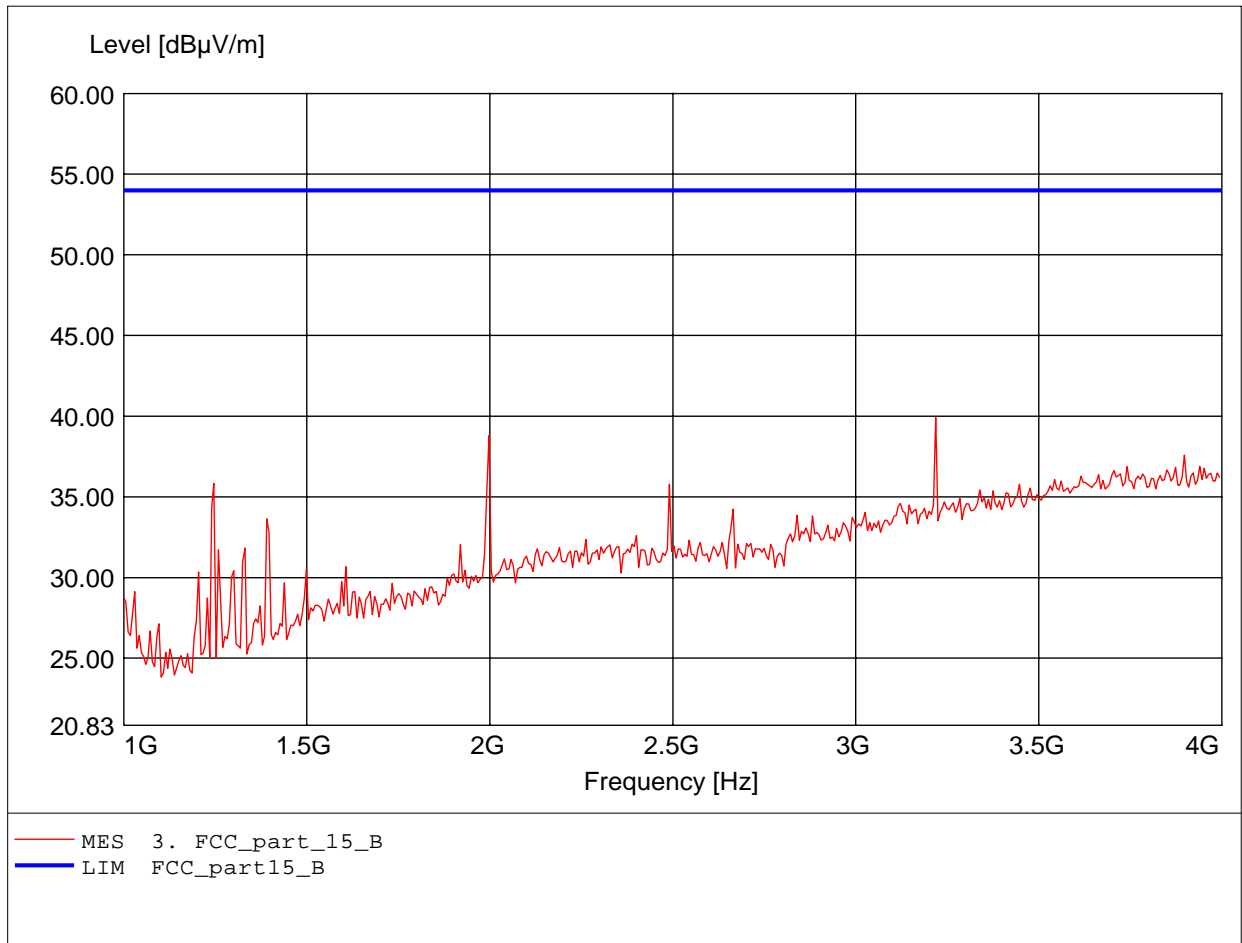
Order Number: W6M20703-7950 802.11n (20M) ch1
Test Site / Operator: ETS / Derek
Temperature: Temp.: 23.9°C
Test Specification: according to subpart B / LP 0002
Comment 1: Ant.: HL 223, ampl.
Freq:634.469MHz Emax:37.27dBµV/m RBW: 100 kHz



Field Strength under normal conditions

FCC RULES PART 15, SUBPART B / LP 0002

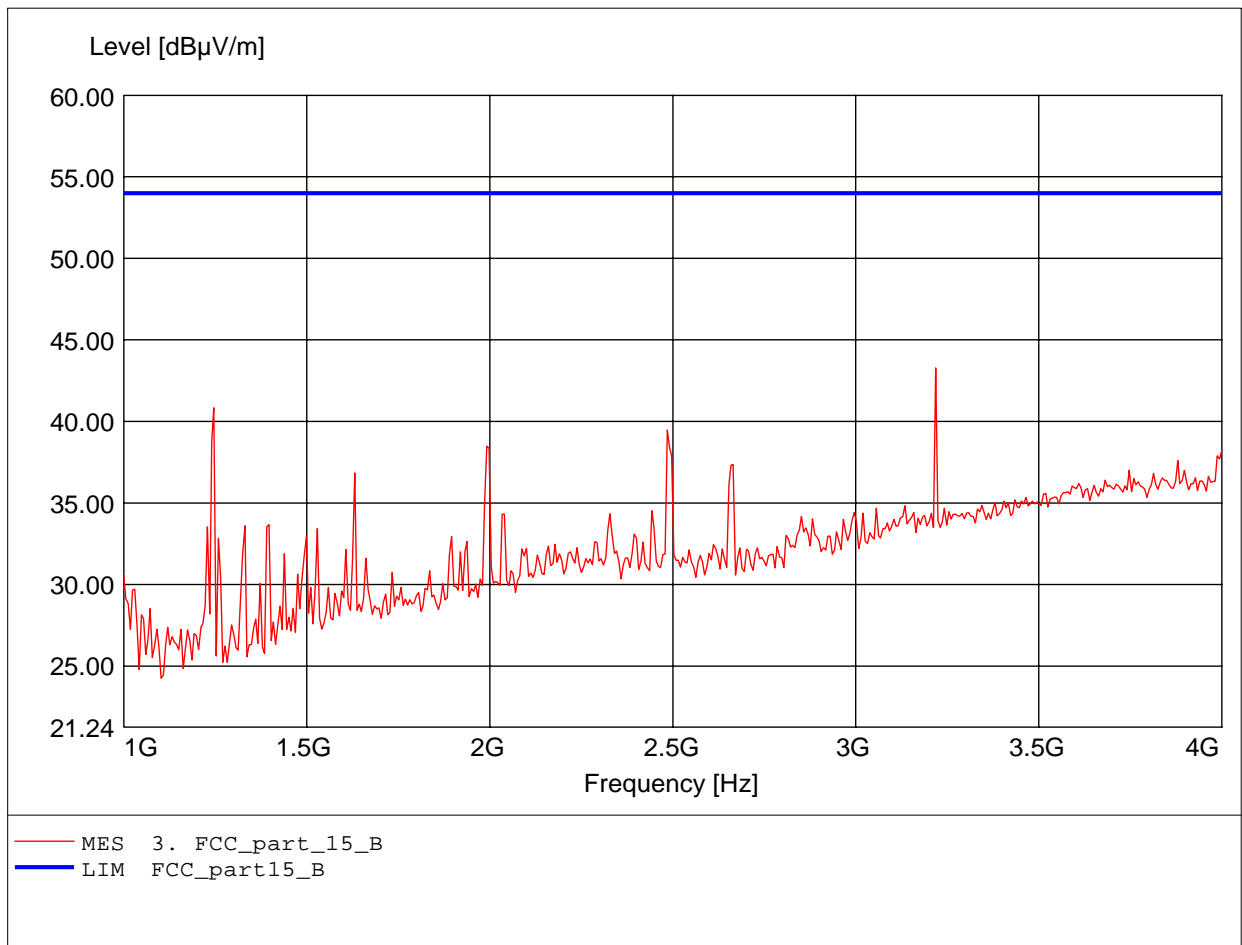
Order Number: W6M20703-7950 802.11n (20M) ch1
Test Site / Operator: ETS / Derek
Temperature: Temp.: 23.9°C
Test Specification: according to subpart B / LP 0002
Comment 1: Ant.: HL25, ampl.
Freq:3.218GHz Emax:39.91dBuV/m RBW: 1 MHz



Field Strength under normal conditions

FCC RULES PART 15, SUBPART B / LP 0002

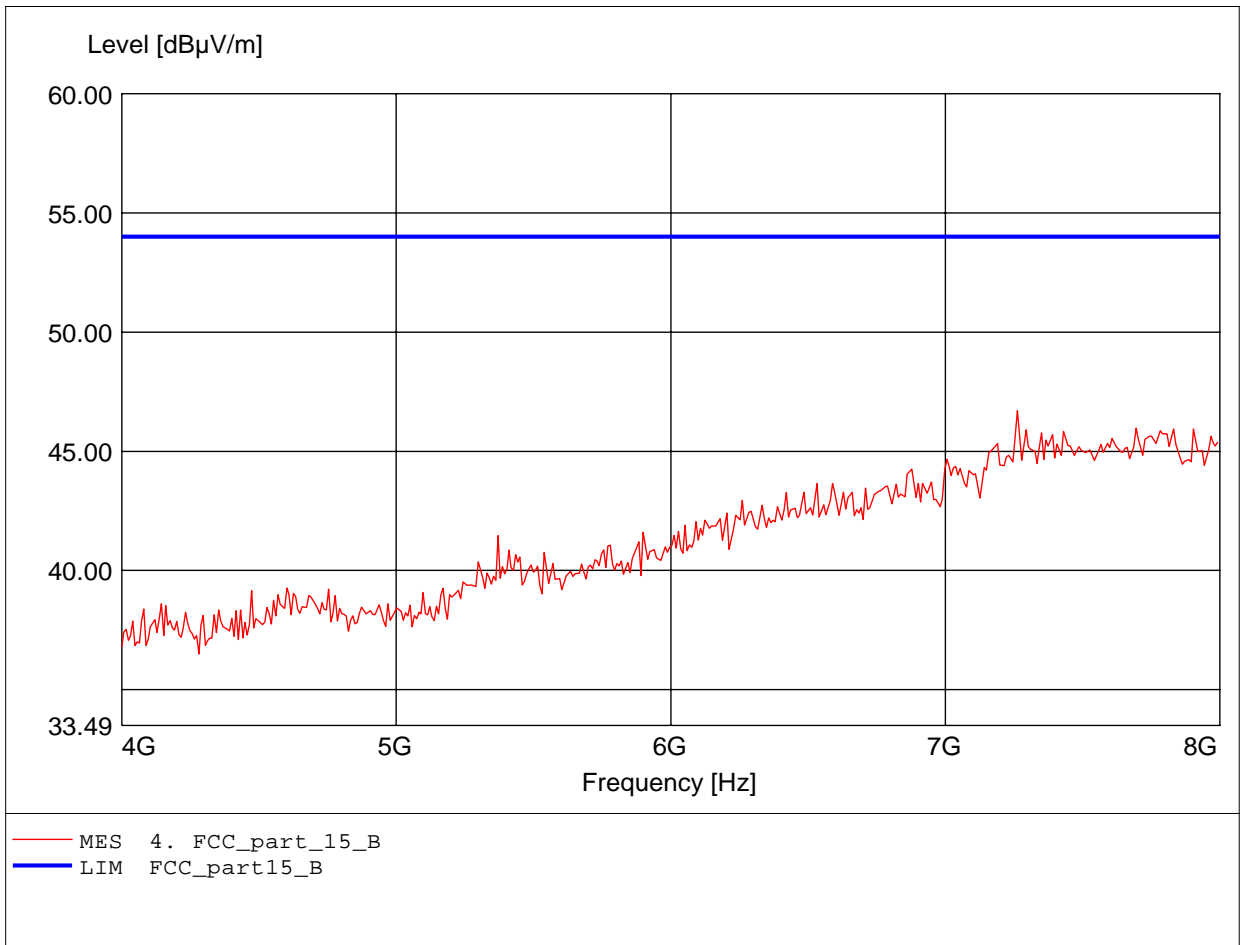
Order Number: W6M20703-7950 802.11n (20M) ch1
Test Site / Operator: ETS / Derek
Temperature: Temp.: 23.9°C
Test Specification: according to subpart B / LP 0002
Comment 1: Ant.: HL25, ampl.
Freq:3.218GHz Emax:43.27dBµV/m RBW: 1 MHz



Field Strength under normal conditions

FCC RULES PART 15, SUBPART B / LP 0002

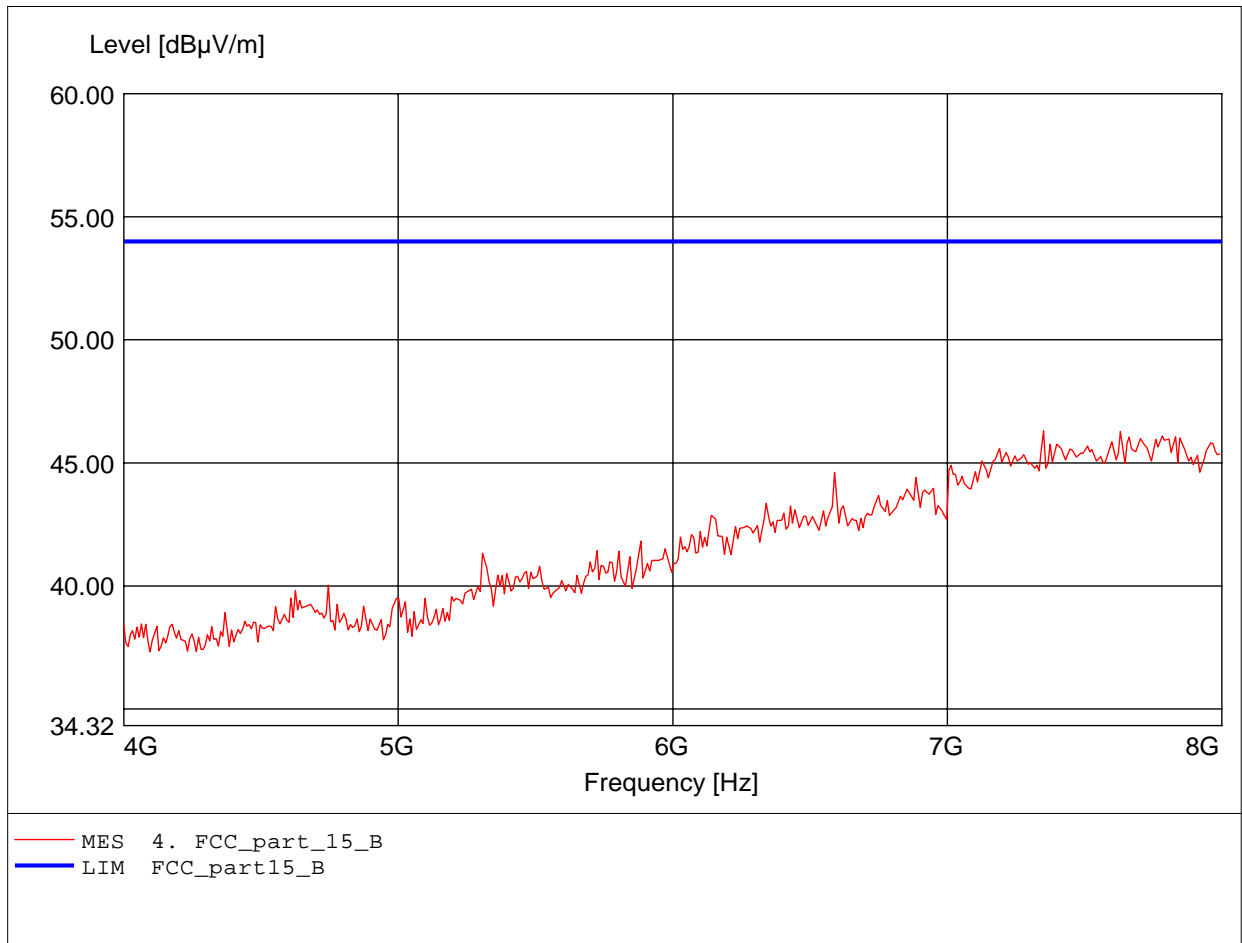
Order Number: W6M20703-7950 802.11n (20M) ch1
Test Site / Operator: ETS / Derek
Temperature: Temp.: 23.9°C
Test Specification: according to subpart B / LP 0002
Comment 1: Ant.: HL25, ampl.
Freq:7.263GHz Emax:46.71dBµV/m RBW: 1 MHz



Field Strength under normal conditions

FCC RULES PART 15, SUBPART B / LP 0002

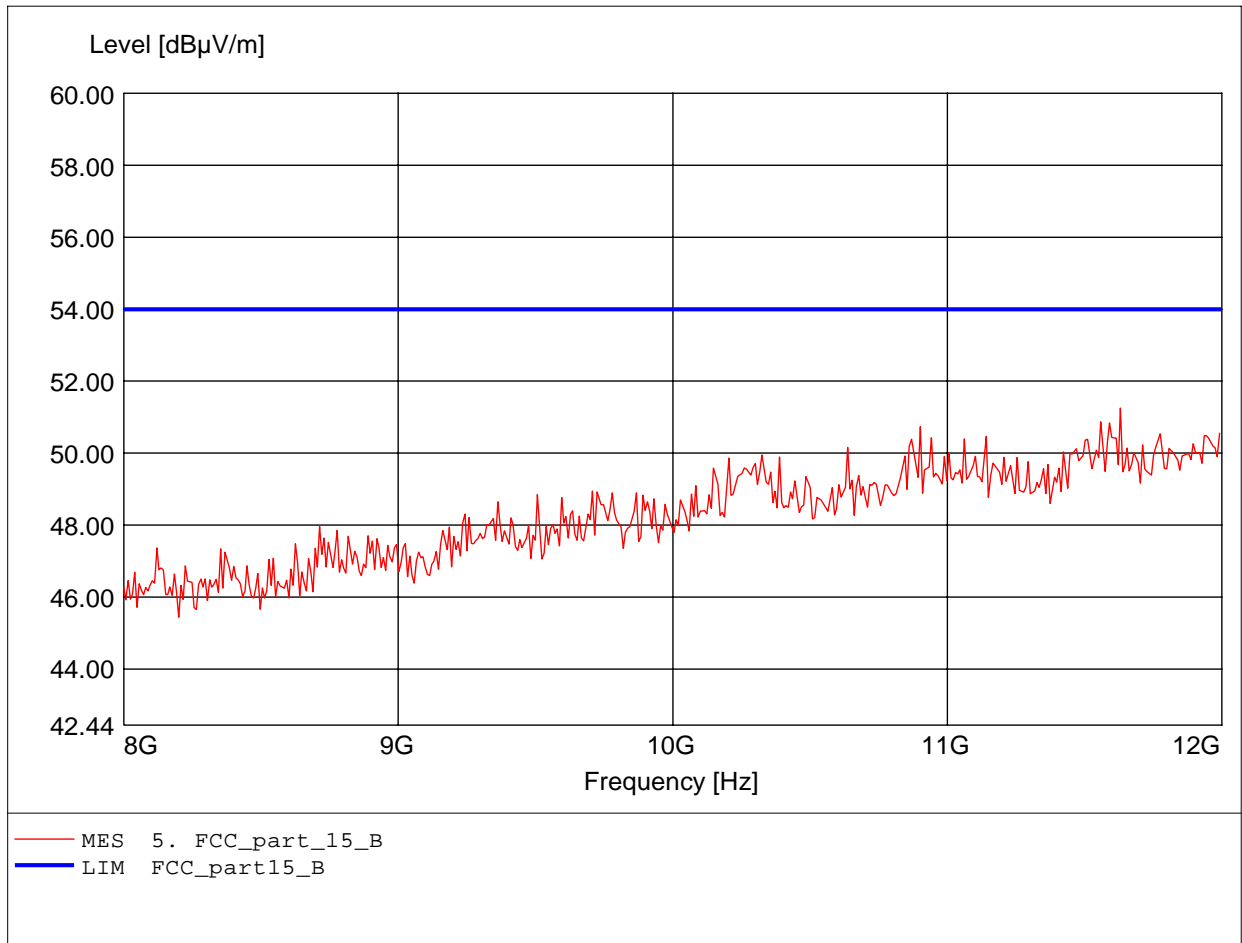
Order Number: W6M20703-7950 802.11n (20M) ch1
Test Site / Operator: ETS / Derek
Temperature: Temp.: 23.9°C
Test Specification: according to subpart B / LP 0002
Comment 1: Ant.: HL25, ampl.
Freq:7.351GHz Emax:46.30dBµV/m RBW: 1 MHz



Field Strength under normal conditions

FCC RULES PART 15, SUBPART B / LP 0002

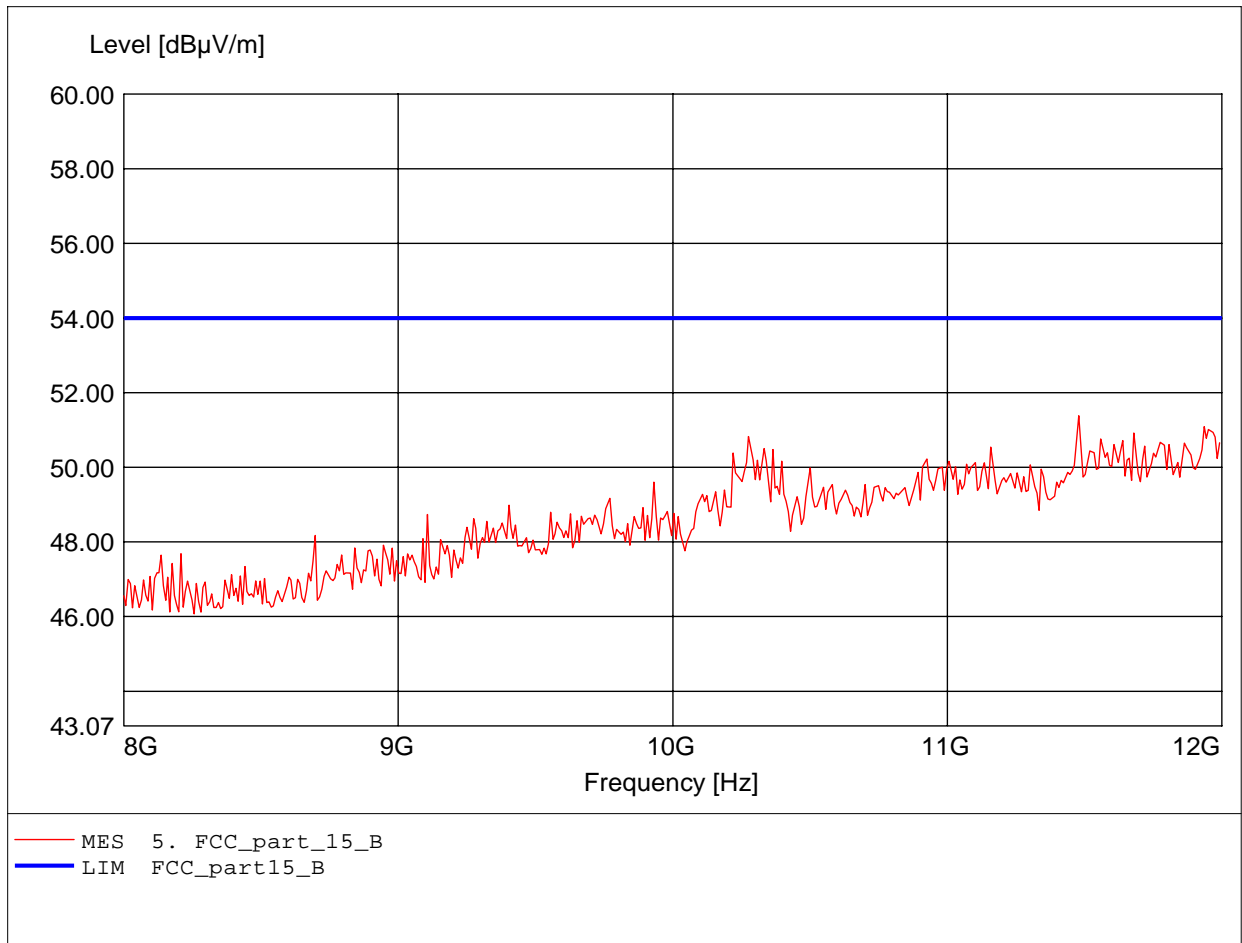
Order Number: W6M20703-7950 802.11n (20M) ch1
Test Site / Operator: ETS / Derek
Temperature: Temp.: 23.9°C
Test Specification: according to subpart B / LP 0002
Comment 1: Ant.: HL25, ampl.
Freq:11.631GHz Emax:51.25dBμV/m RBW: 1 MHz



Field Strength under normal conditions

FCC RULES PART 15, SUBPART B / LP 0002

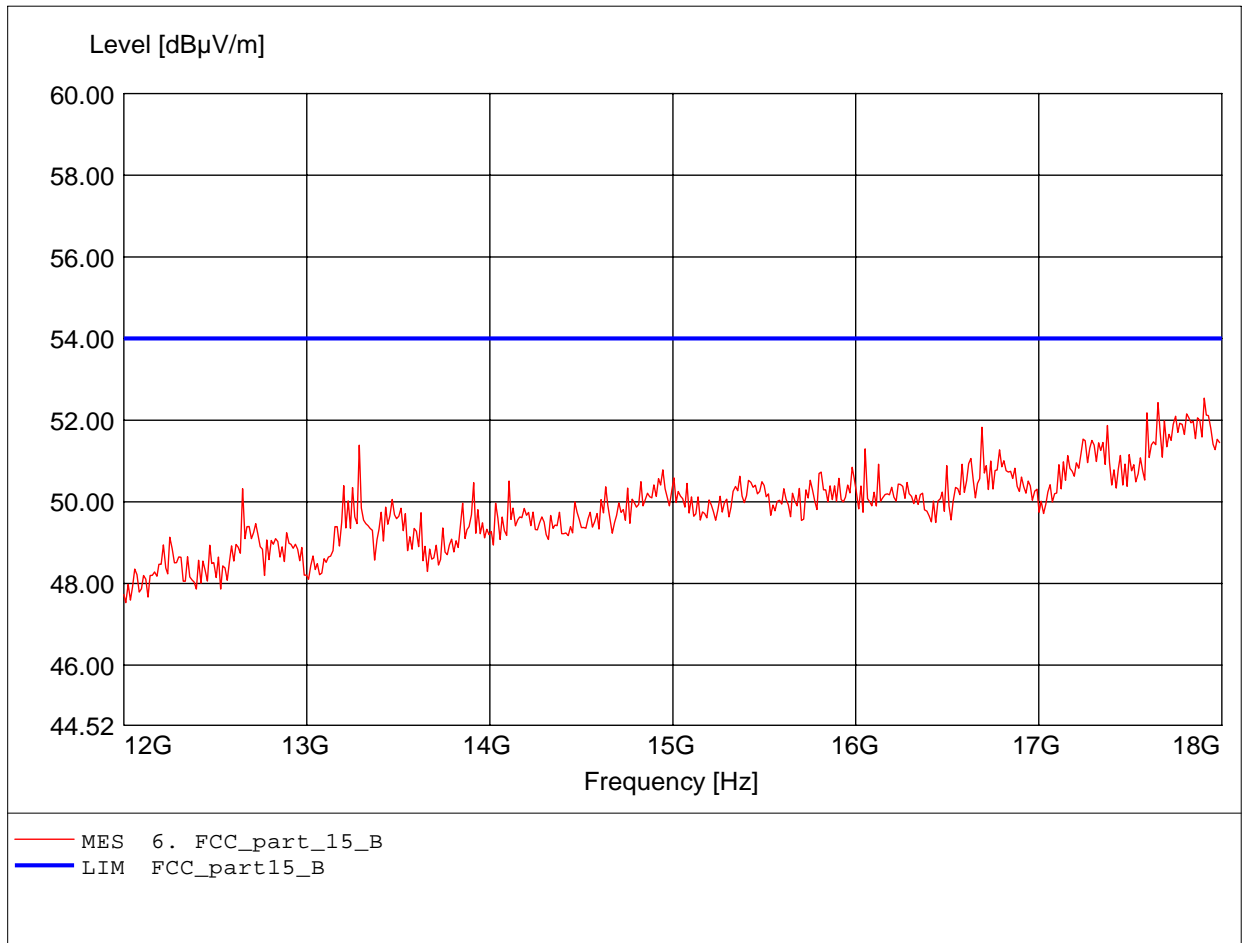
Order Number: W6M20703-7950 802.11n (20M) ch1
Test Site / Operator: ETS / Derek
Temperature: Temp.: 23.9°C
Test Specification: according to subpart B / LP 0002
Comment 1: Ant.: HL25, ampl.
Freq:11.479GHz Emax:51.39dBµV/m RBW: 1 MHz



Field Strength under normal conditions

FCC RULES PART 15, SUBPART B / LP 0002

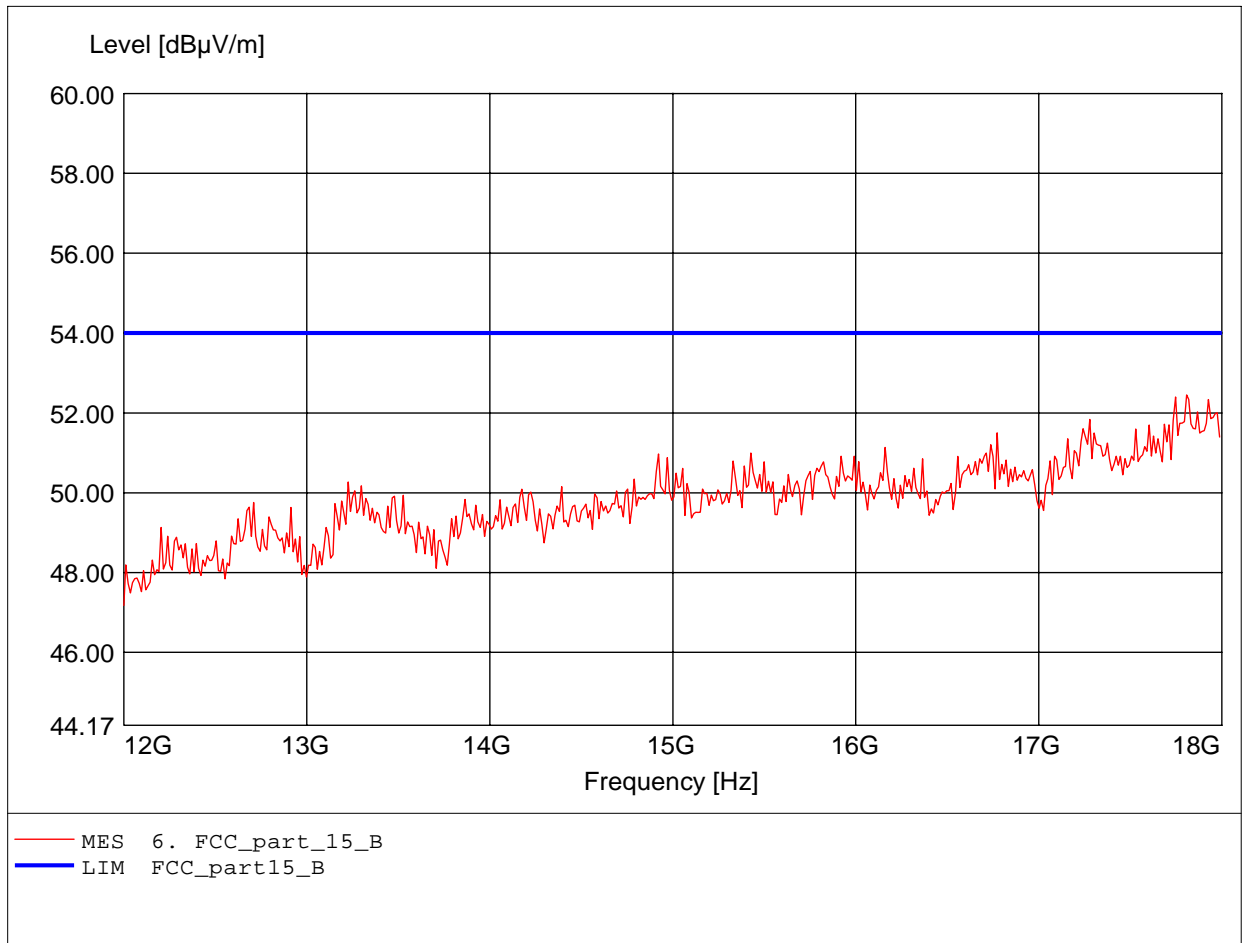
Order Number: W6M20703-7950 802.11n (20M) ch1
Test Site / Operator: ETS / Derek
Temperature: Temp.: 23.9°C
Test Specification: according to subpart B / LP 0002
Comment 1: Ant.: HL25, ampl.
Freq:17.904GHz Emax:52.54dBμV/m RBW: 1 MHz



Field Strength under normal conditions

FCC RULES PART 15, SUBPART B / LP 0002

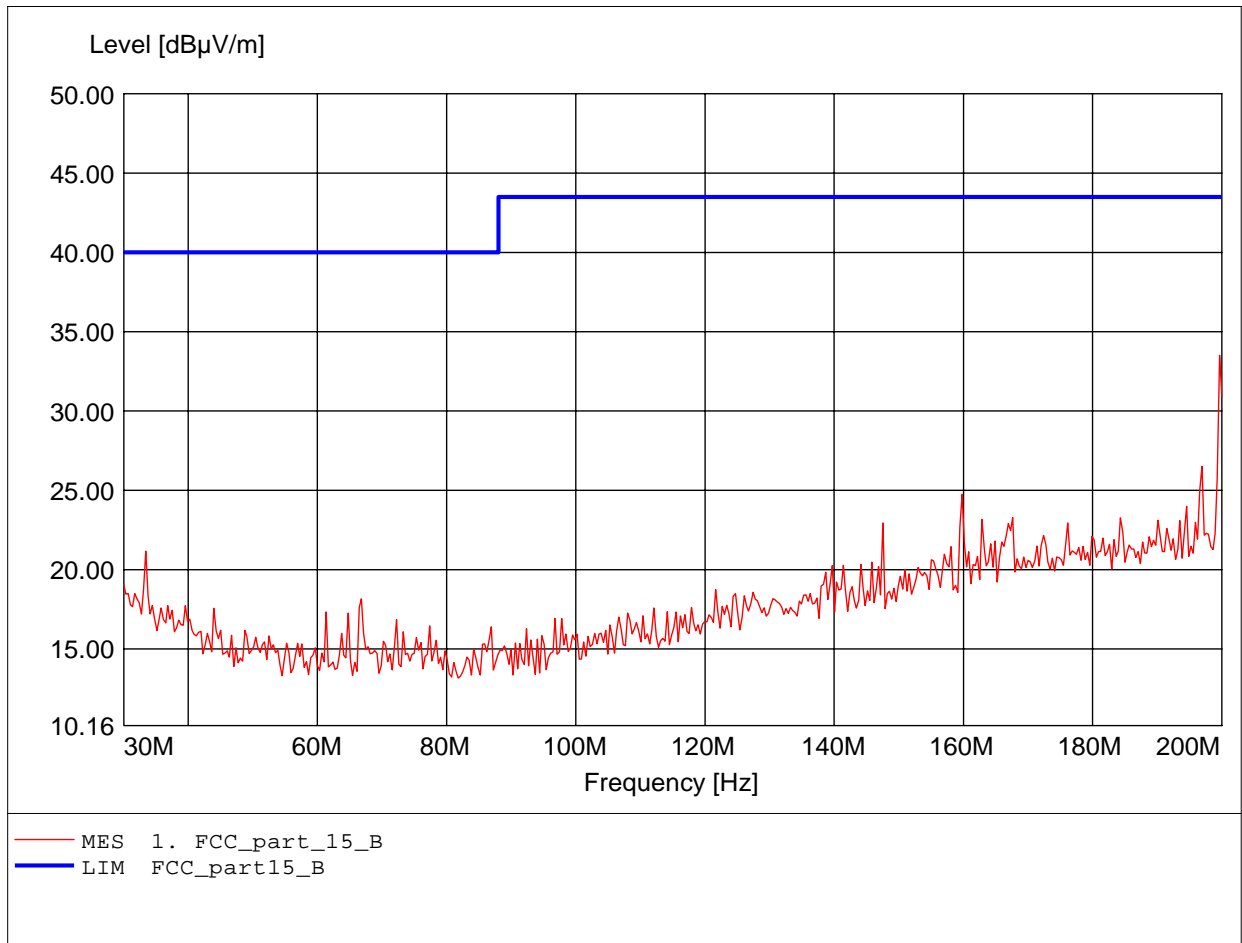
Order Number: W6M20703-7950 802.11n (20M) ch1
Test Site / Operator: ETS / Derek
Temperature: Temp.: 23.9°C
Test Specification: according to subpart B / LP 0002
Comment 1: Ant.: HL25, ampl.
Freq:17.808GHz Emax:52.45dBμV/m RBW: 1 MHz



Field Strength under normal conditions

FCC RULES PART 15, SUBPART B / LP 0002

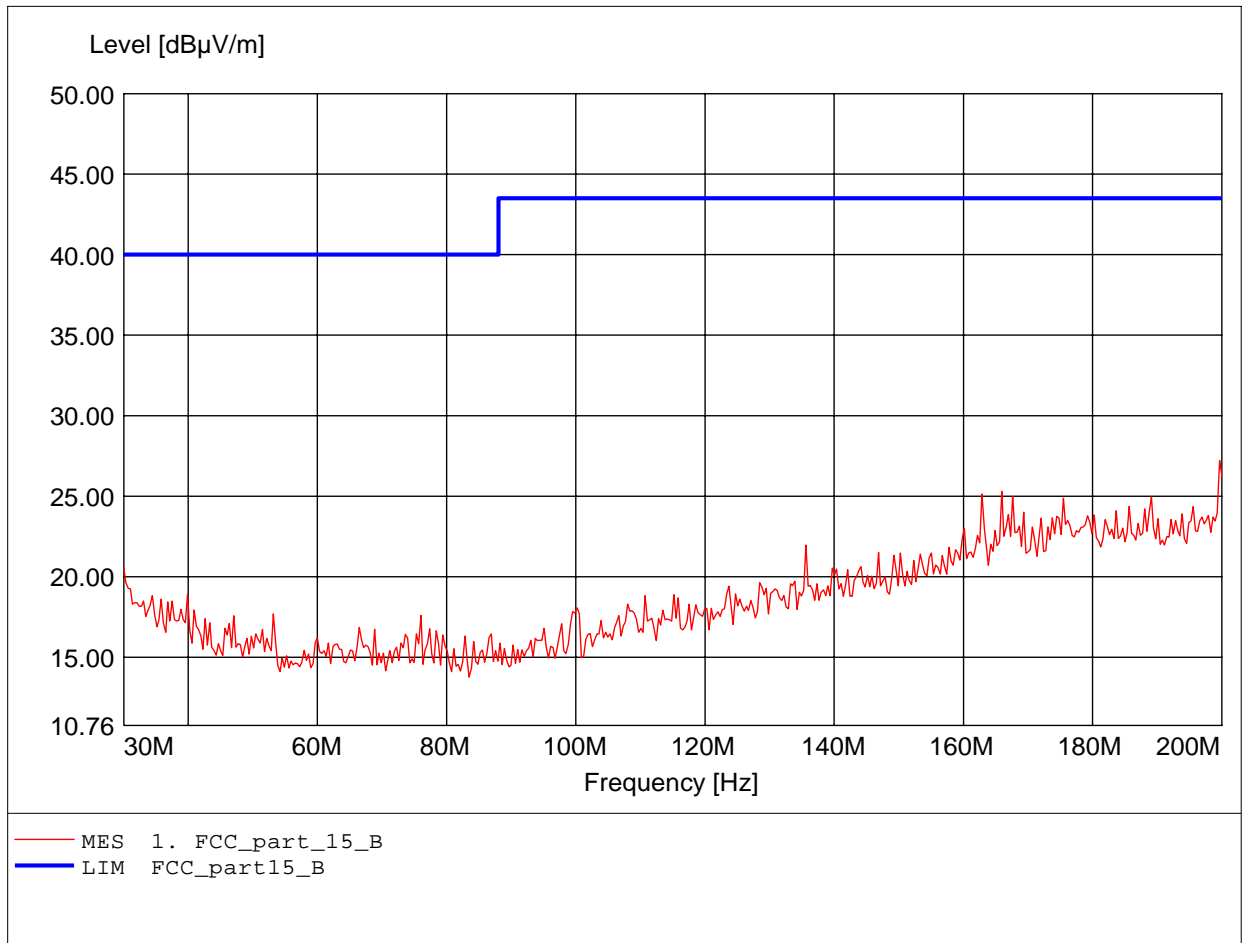
Order Number: W6M20703-7950 802.11n (20M) ch6
Test Site / Operator: ETS / Derek
Temperature: Temp.: 23.9°C
Test Specification: according to subpart B / LP 0002
Comment 1: Ant.: HK 116
Freq:199.659MHz Emax:33.50dBμV/m RBW: 100 kHz



Field Strength under normal conditions

FCC RULES PART 15, SUBPART B / LP 0002

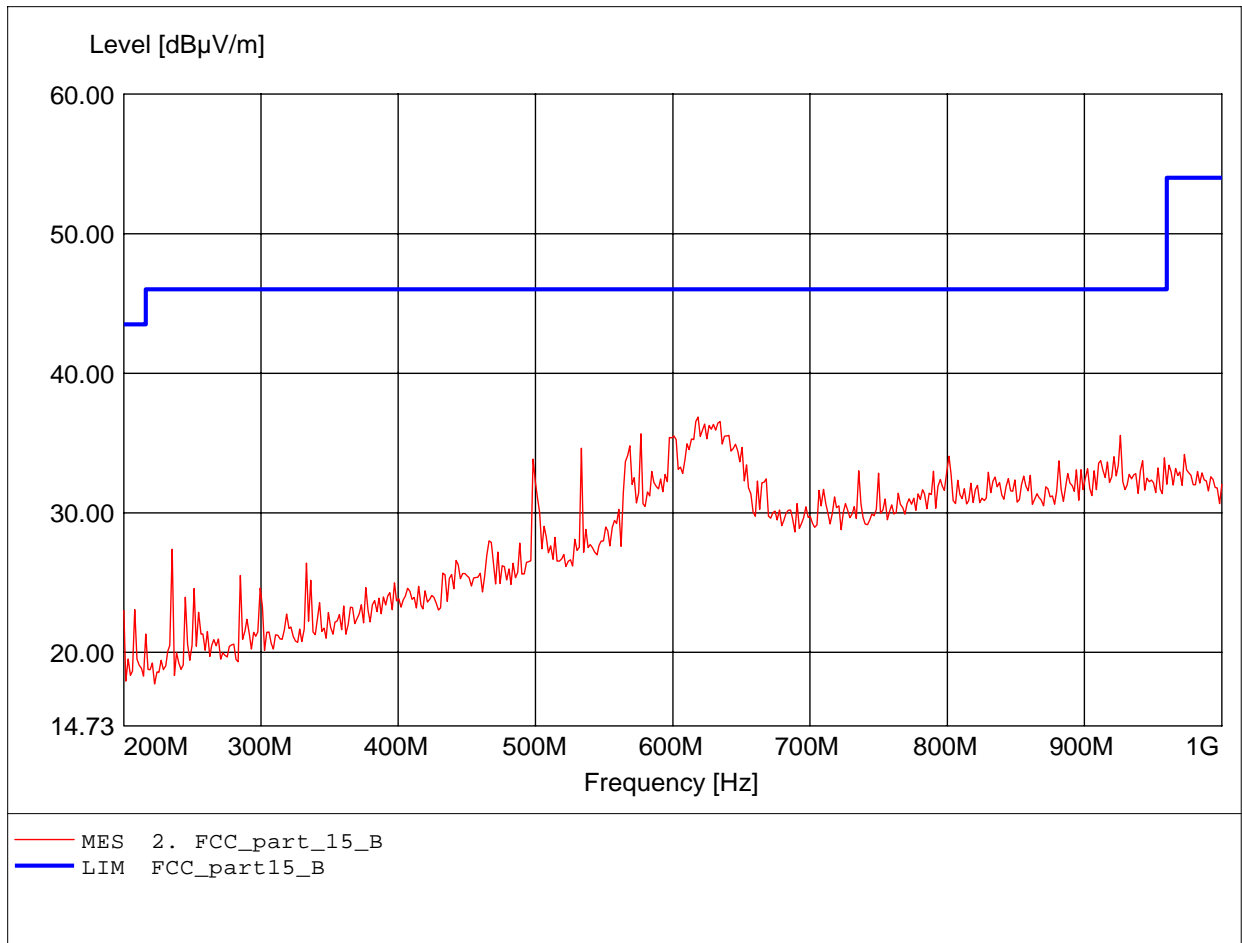
Order Number: W6M20703-7950 802.11n (20M) ch6
Test Site / Operator: ETS / Derek
Temperature: Temp.: 23.9°C
Test Specification: according to subpart B / LP 0002
Comment 1: Ant.: HK 116
Freq:199.659MHz Emax:27.21dBμV/m RBW: 100 kHz



Field Strength under normal conditions

FCC RULES PART 15, SUBPART B / LP 0002

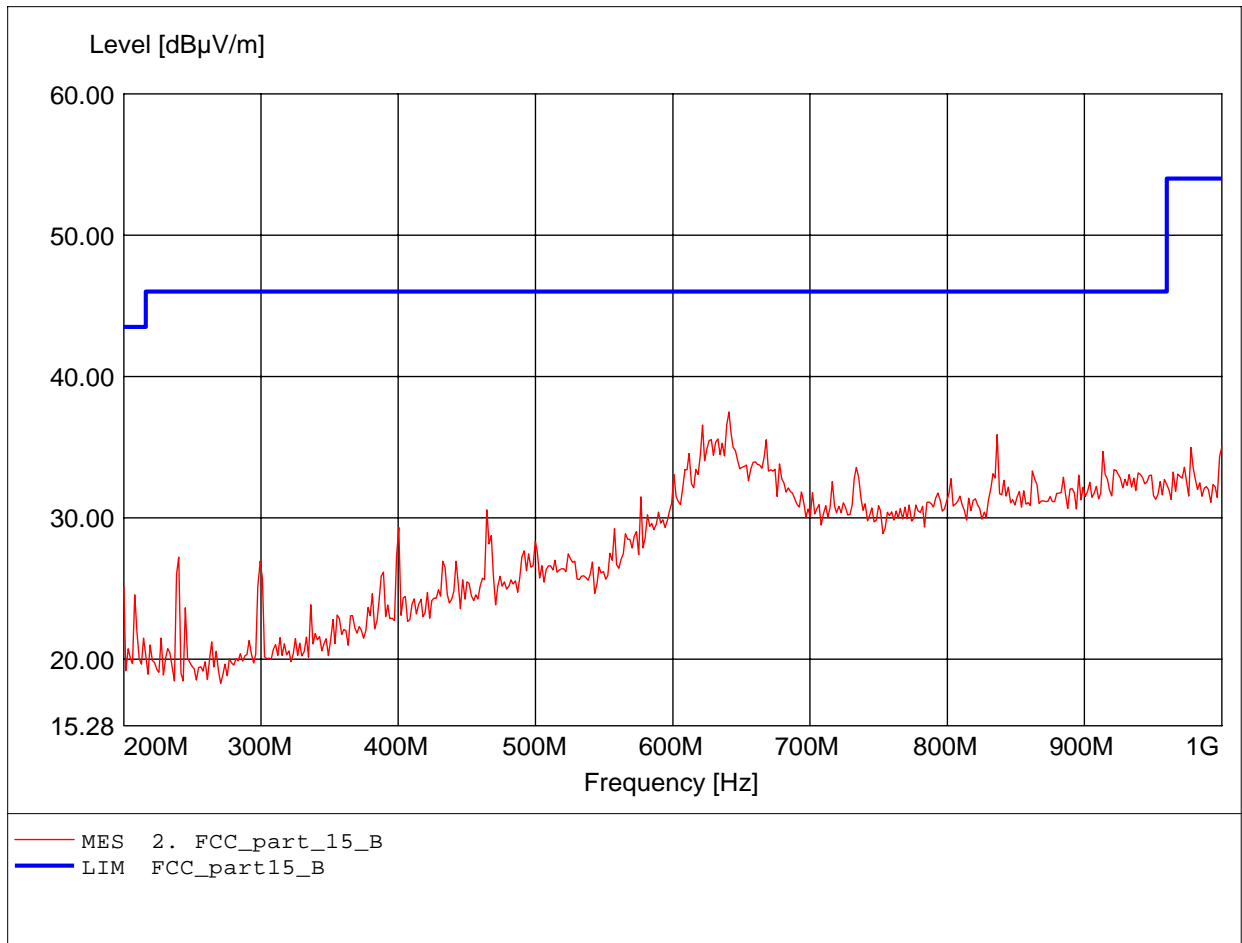
Order Number: W6M20703-7950 802.11n (20M) ch6
Test Site / Operator: ETS / Derek
Temperature: Temp.: 23.9°C
Test Specification: according to subpart B / LP 0002
Comment 1: Ant.: HL 223, ampl.
Freq:618.437MHz Emax:36.87dBμV/m RBW: 100 kHz



Field Strength under normal conditions

FCC RULES PART 15, SUBPART B / LP 0002

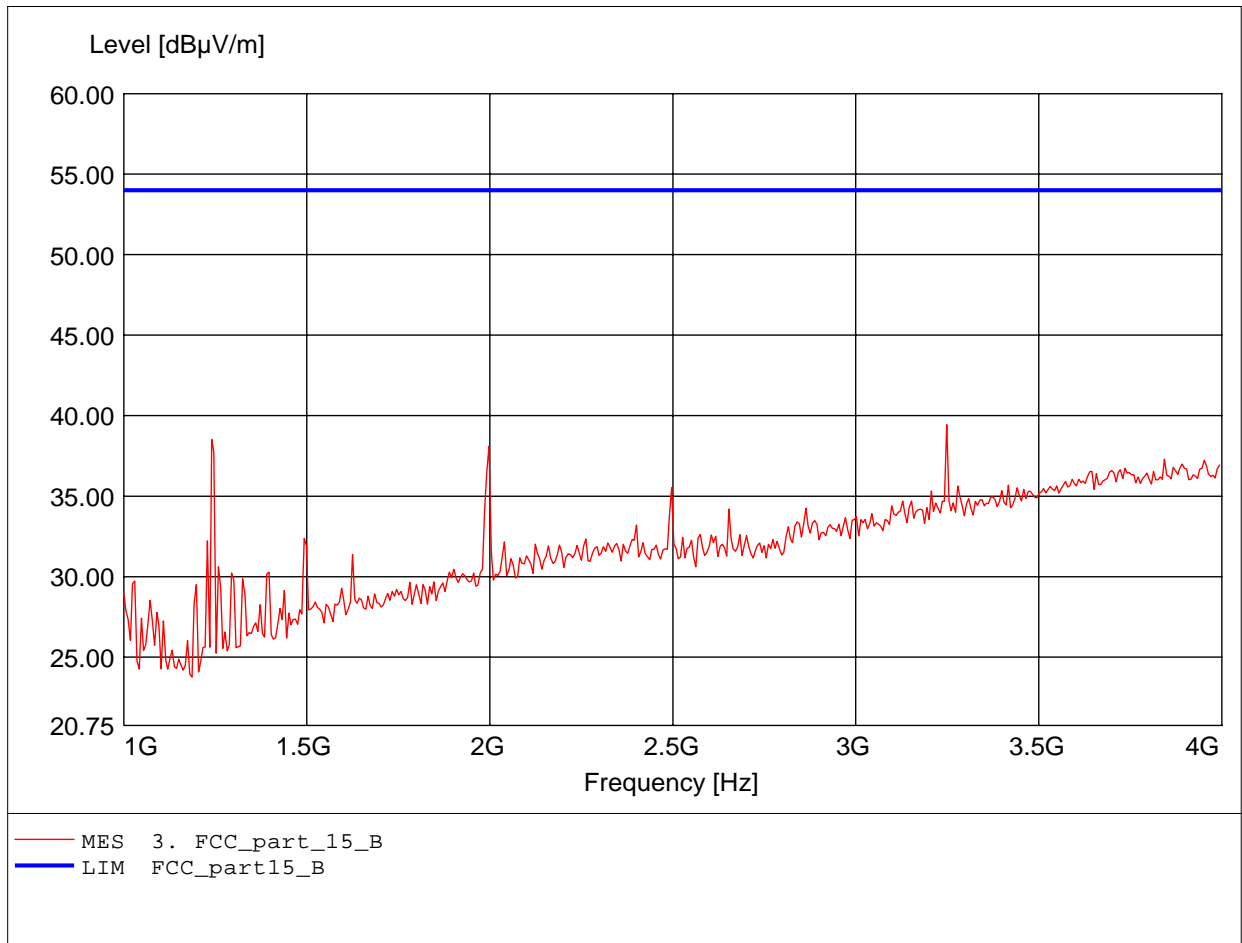
Order Number: W6M20703-7950 802.11n (20M) ch6
Test Site / Operator: ETS / Derek
Temperature: Temp.: 23.9°C
Test Specification: according to subpart B / LP 0002
Comment 1: Ant.: HL 223, ampl.
Freq:640.882MHz Emax:37.50dBµV/m RBW: 100 kHz



Field Strength under normal conditions

FCC RULES PART 15, SUBPART B / LP 0002

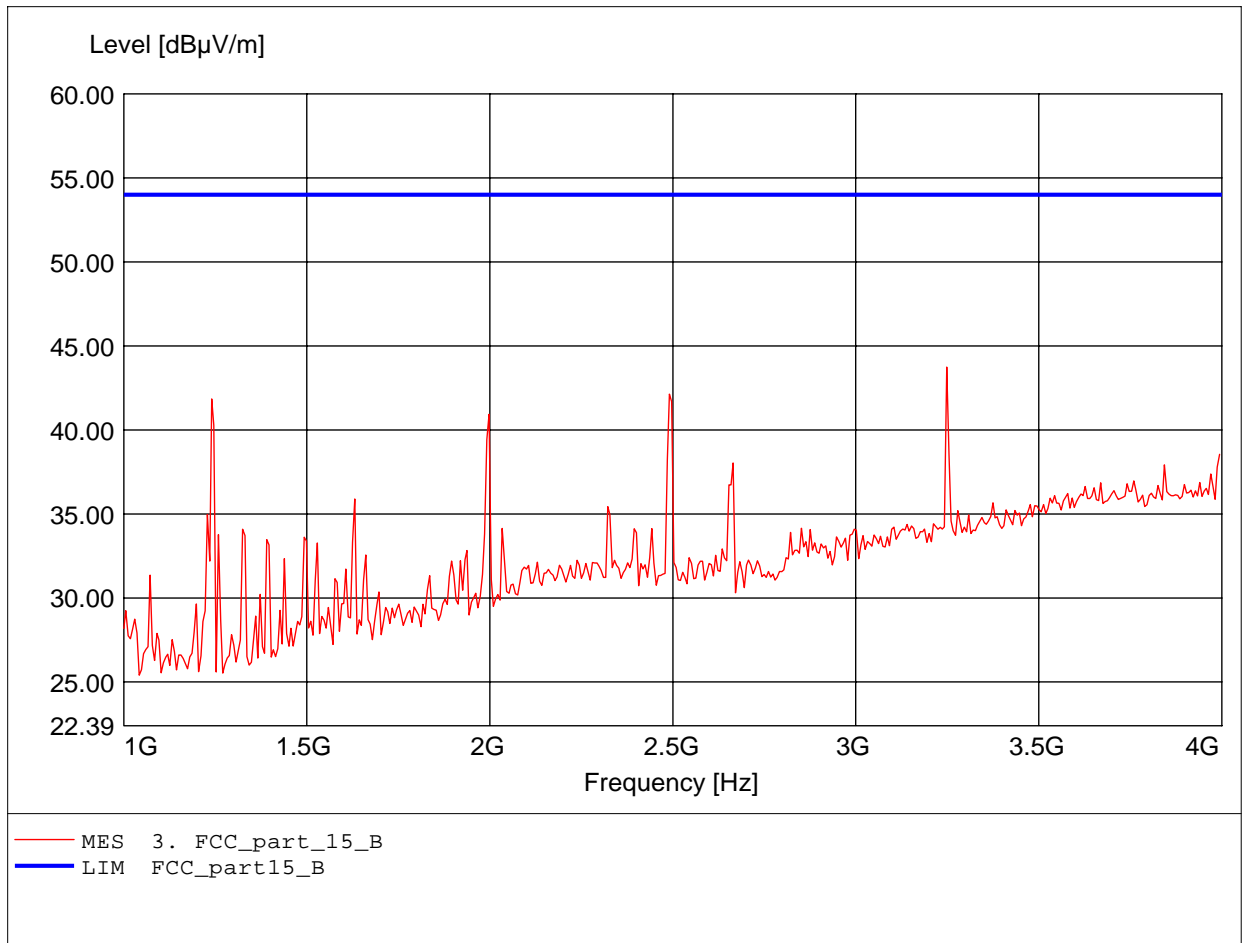
Order Number: W6M20703-7950 802.11n (20M) ch6
Test Site / Operator: ETS / Derek
Temperature: Temp.: 23.9°C
Test Specification: according to subpart B / LP 0002
Comment 1: Ant.: HL25, ampl.
Freq:3.248GHz Emax:39.43dBμV/m RBW: 1 MHz



Field Strength under normal conditions

FCC RULES PART 15, SUBPART B / LP 0002

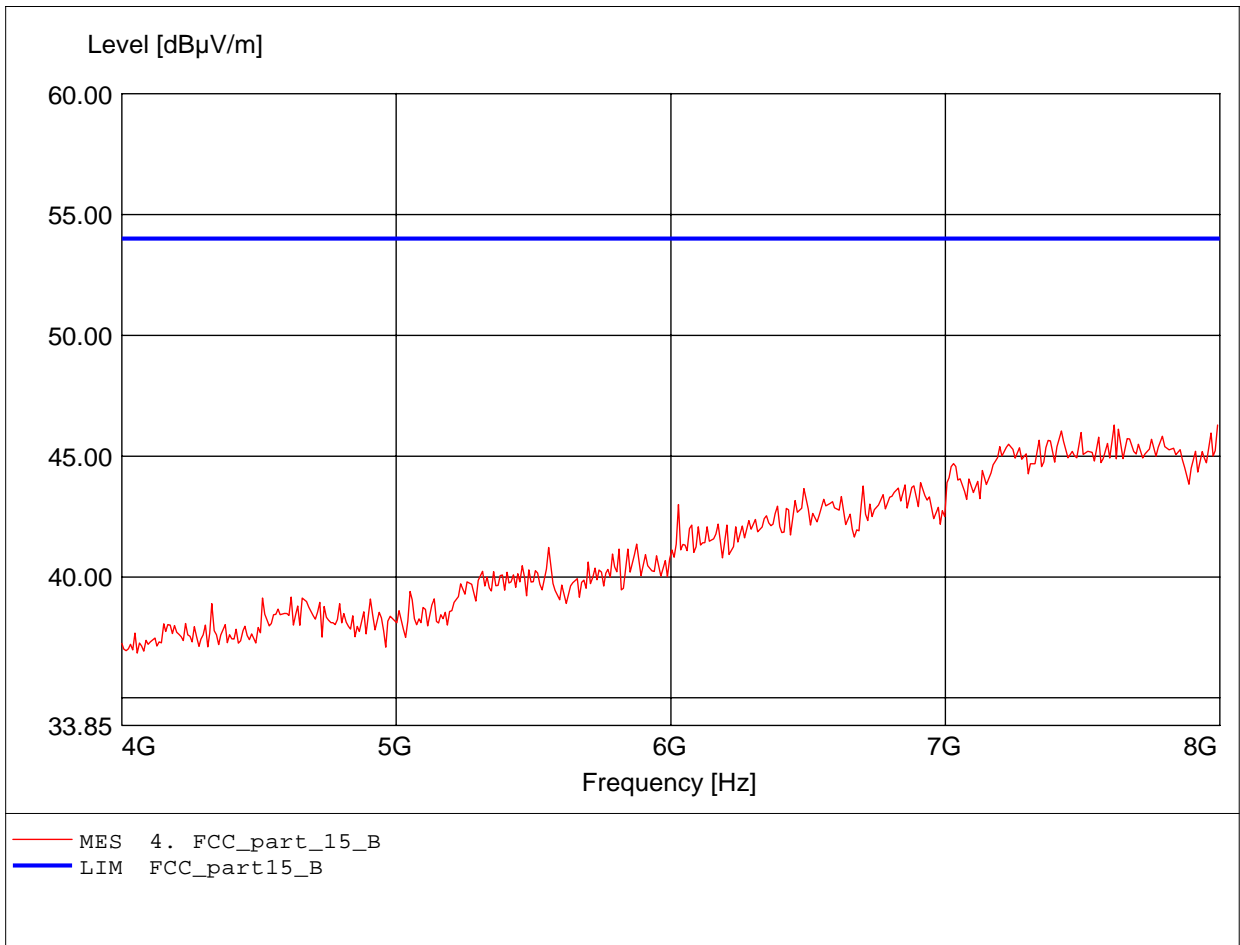
Order Number: W6M20703-7950 802.11n (20M) ch6
Test Site / Operator: ETS / Derek
Temperature: Temp.: 23.9°C
Test Specification: according to subpart B / LP 0002
Comment 1: Ant.: HL25, ampl.
Freq:3.248GHz Emax:43.74dBμV/m RBW: 1 MHz



Field Strength under normal conditions

FCC RULES PART 15, SUBPART B / LP 0002

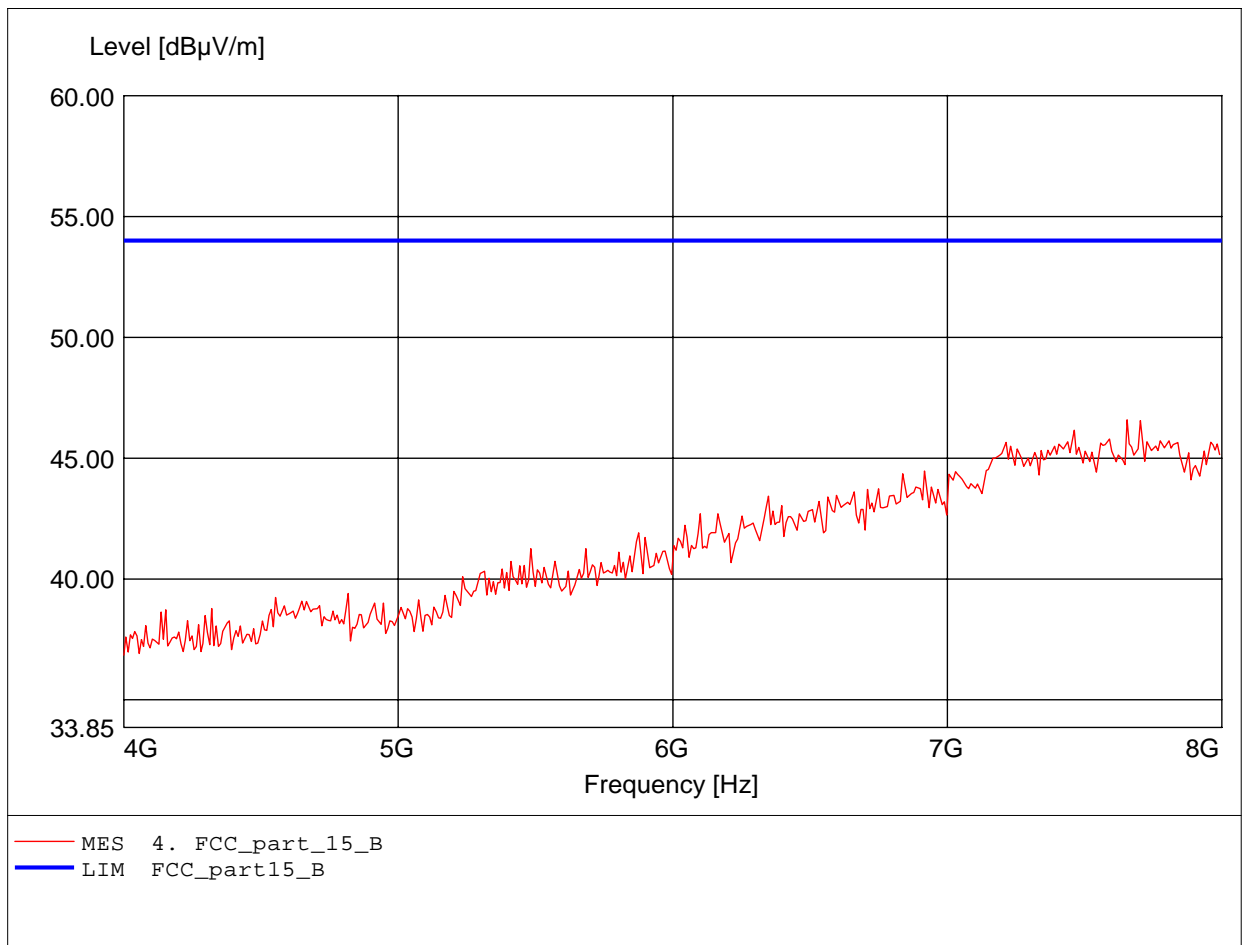
Order Number: W6M20703-7950 802.11n (20M) ch6
Test Site / Operator: ETS / Derek
Temperature: Temp.: 23.9°C
Test Specification: according to subpart B / LP 0002
Comment 1: Ant.: HL25, ampl.
Freq:7.992GHz Emax:46.29dBμV/m RBW: 1 MHz



Field Strength under normal conditions

FCC RULES PART 15, SUBPART B / LP 0002

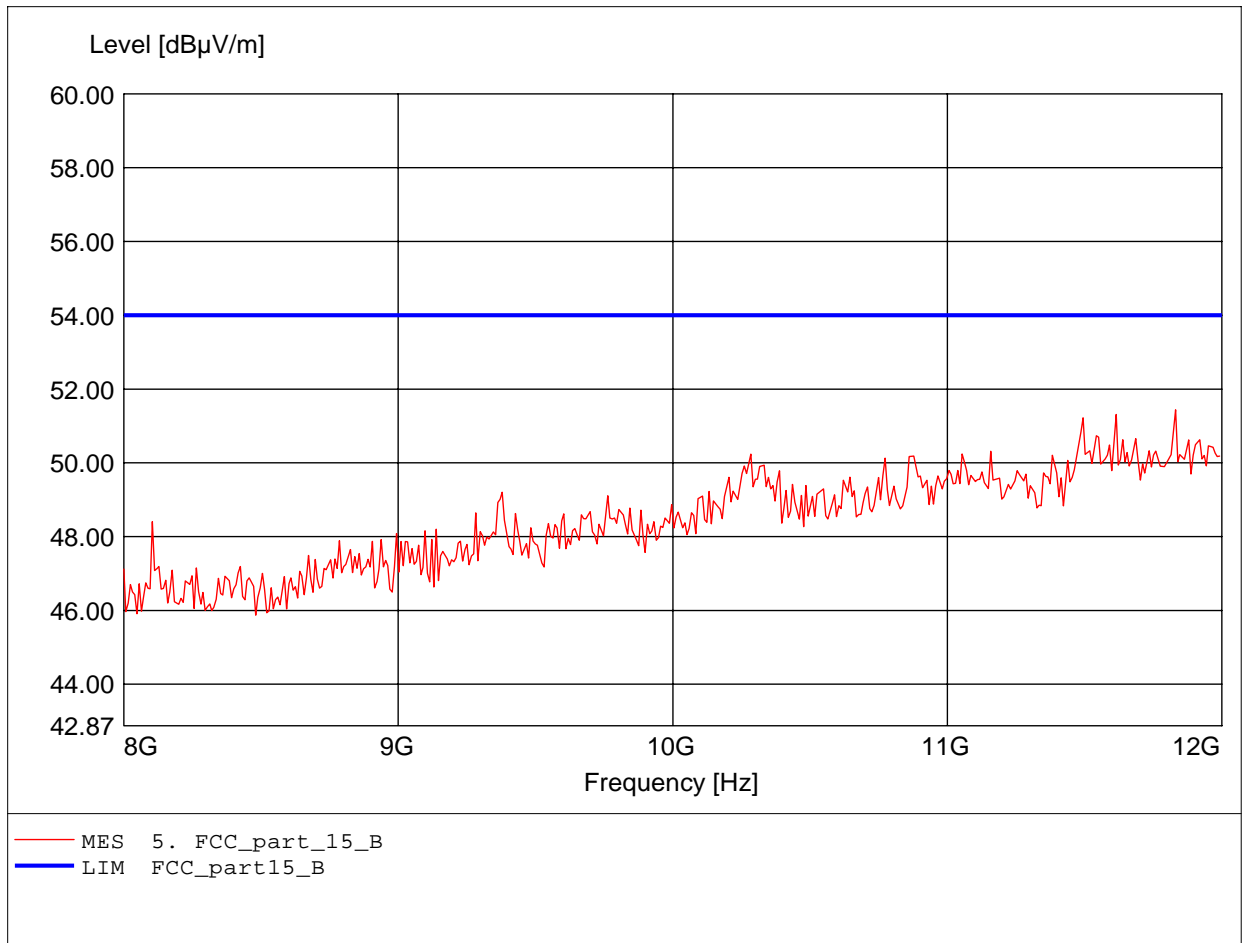
Order Number: W6M20703-7950 802.11n (20M) ch6
Test Site / Operator: ETS / Derek
Temperature: Temp.: 23.9°C
Test Specification: according to subpart B / LP 0002
Comment 1: Ant.: HL25, ampl.
Freq:7.655GHz Emax:46.58dBμV/m RBW: 1 MHz



Field Strength under normal conditions

FCC RULES PART 15, SUBPART B / LP 0002

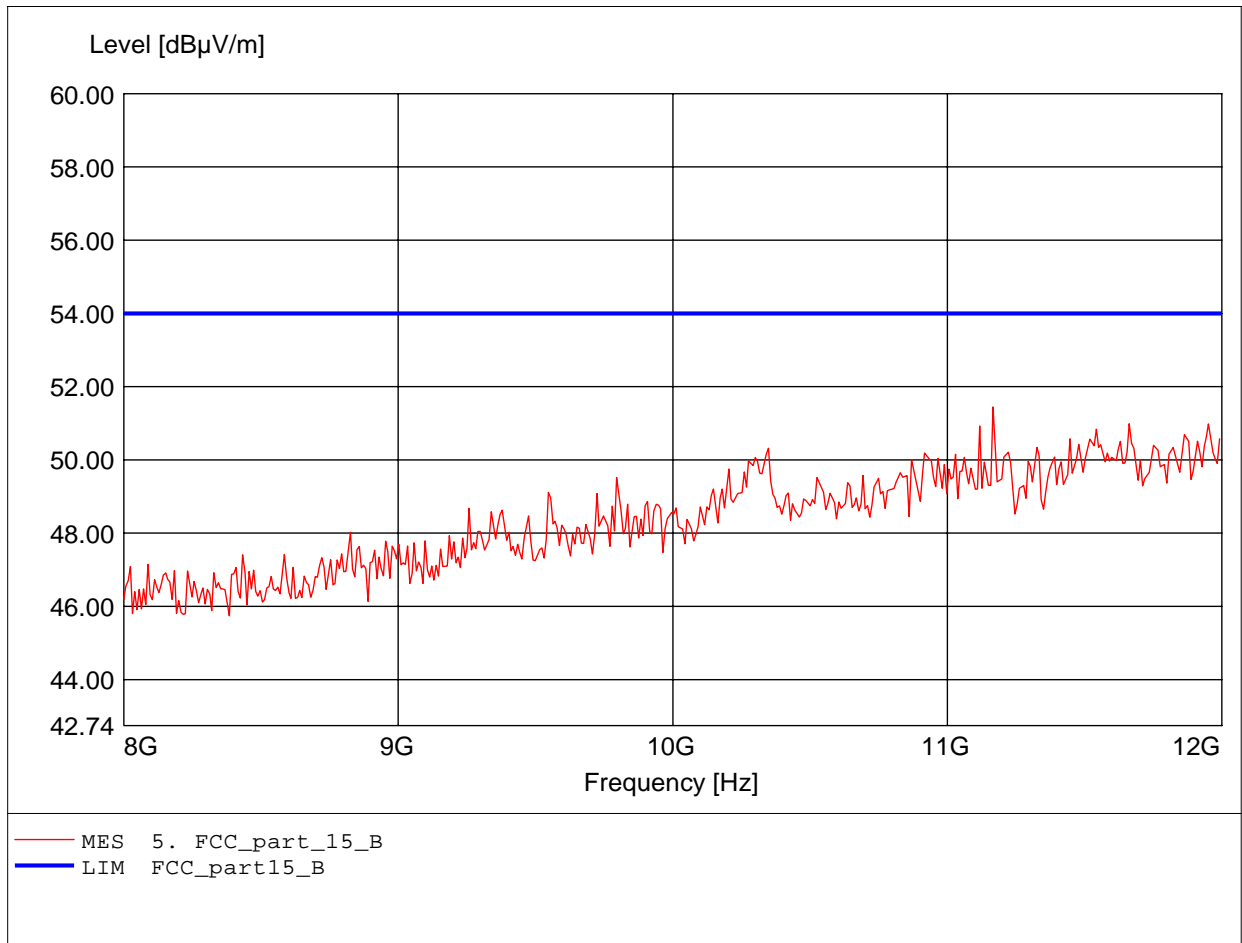
Order Number: W6M20703-7950 802.11n (20M) ch6
Test Site / Operator: ETS / Derek
Temperature: Temp.: 23.9°C
Test Specification: according to subpart B / LP 0002
Comment 1: Ant.: HL25, ampl.
Freq:11.832GHz Emax:51.44dBμV/m RBW: 1 MHz



Field Strength under normal conditions

FCC RULES PART 15, SUBPART B / LP 0002

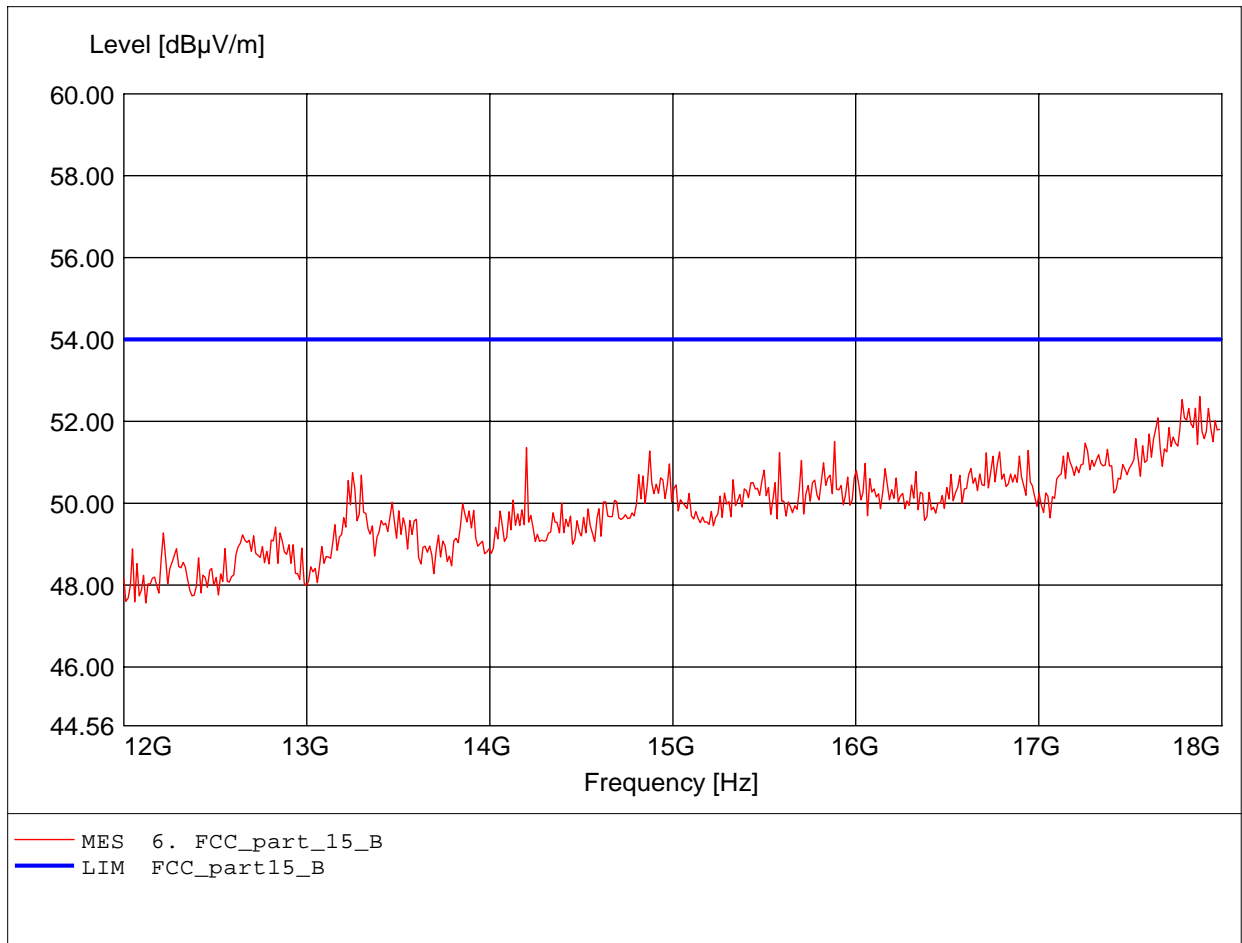
Order Number: W6M20703-7950 802.11n (20M) ch6
Test Site / Operator: ETS / Derek
Temperature: Temp.: 23.9°C
Test Specification: according to subpart B / LP 0002
Comment 1: Ant.: HL25, ampl.
Freq:11.166GHz Emax:51.45dBμV/m RBW: 1 MHz



Field Strength under normal conditions

FCC RULES PART 15, SUBPART B / LP 0002

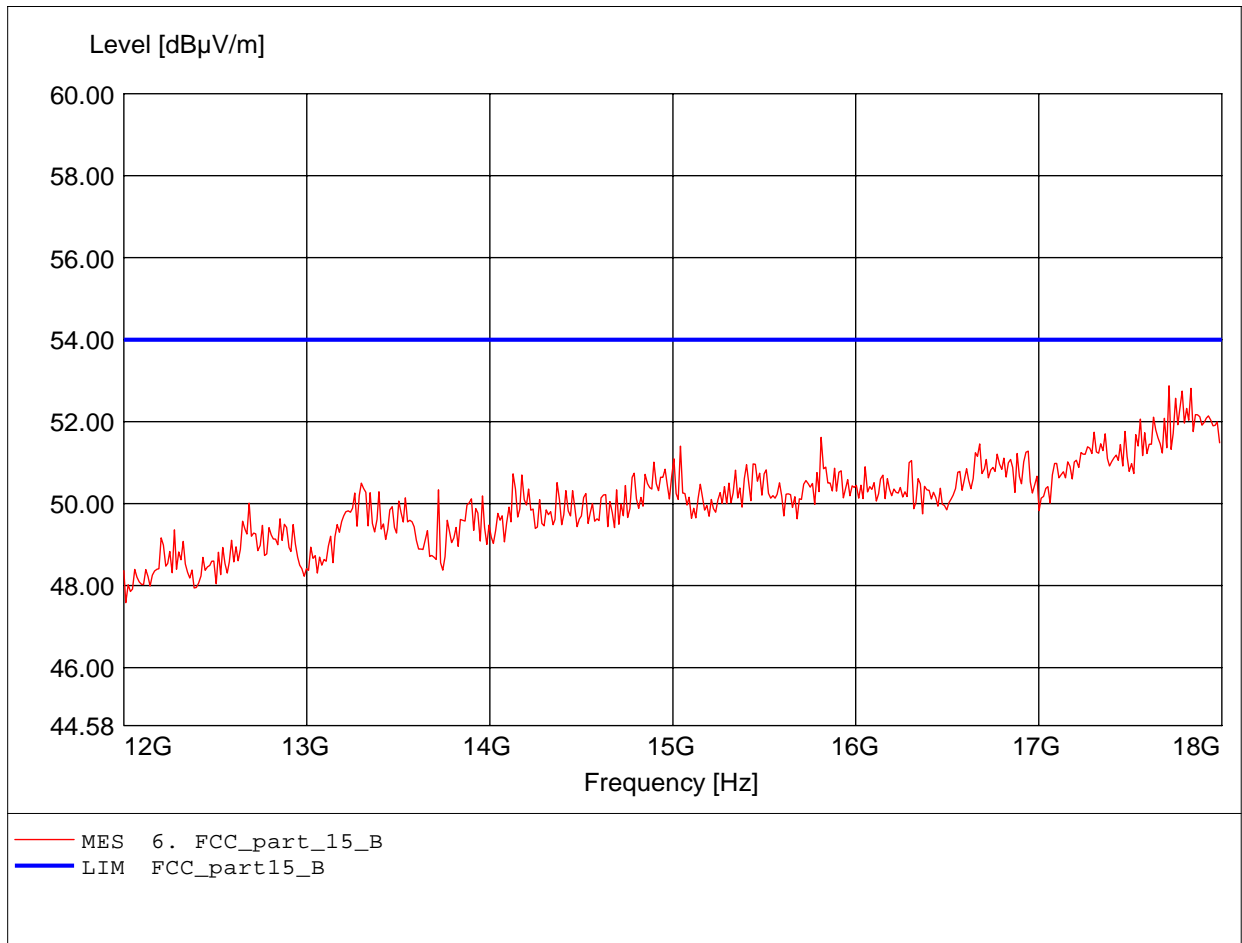
Order Number: W6M20703-7950 802.11n (20M) ch6
Test Site / Operator: ETS / Derek
Temperature: Temp.: 23.9°C
Test Specification: according to subpart B / LP 0002
Comment 1: Ant.: HL25, ampl.
Freq:17.880GHz Emax:52.61dBµV/m RBW: 1 MHz



Field Strength under normal conditions

FCC RULES PART 15, SUBPART B / LP 0002

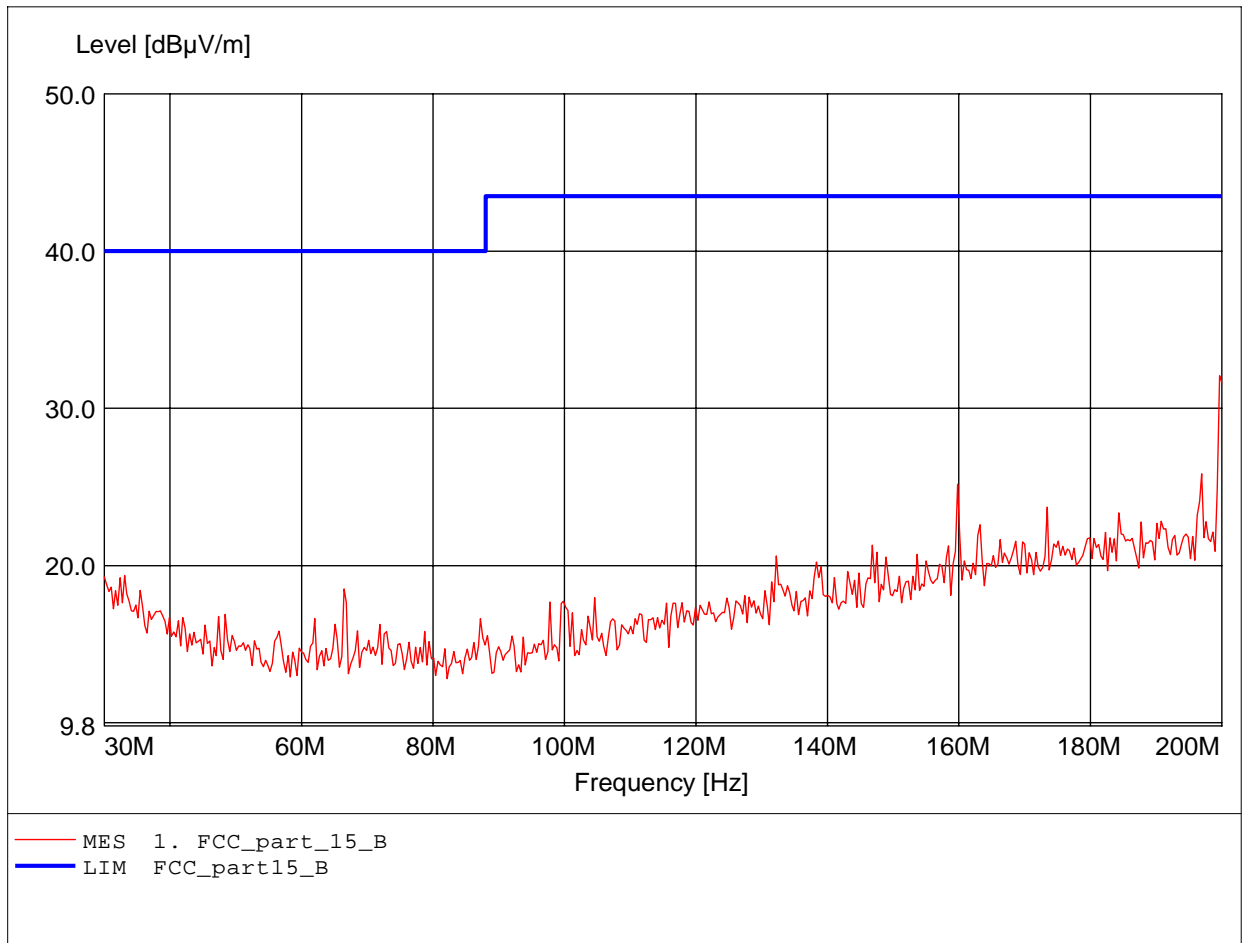
Order Number: W6M20703-7950 802.11n (20M) ch6
Test Site / Operator: ETS / Derek
Temperature: Temp.: 23.9°C
Test Specification: according to subpart B / LP 0002
Comment 1: Ant.: HL25, ampl.
Freq:17.711GHz Emax:52.88dBμV/m RBW: 1 MHz



Field Strength under normal conditions

FCC RULES PART 15, SUBPART B / LP 0002

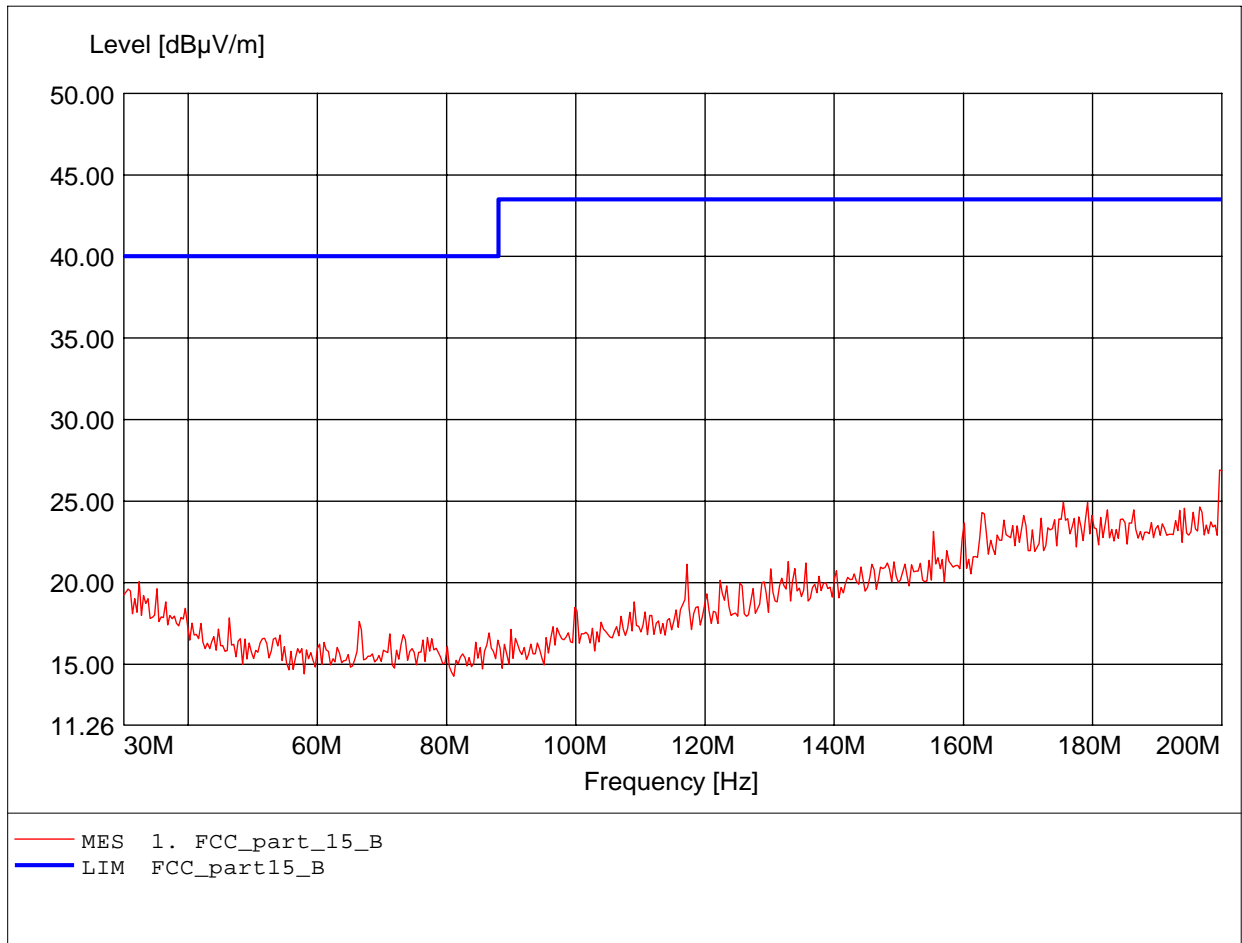
Order Number: W6M20703-7950 802.11n (20M) ch11
Test Site / Operator: ETS / Derek
Temperature: Temp.: 23.9°C
Test Specification: according to subpart B / LP 0002
Comment 1: Ant.: HK 116
Freq:199.659MHz Emax:32.07dBμV/m RBW: 100 kHz



Field Strength under normal conditions

FCC RULES PART 15, SUBPART B / LP 0002

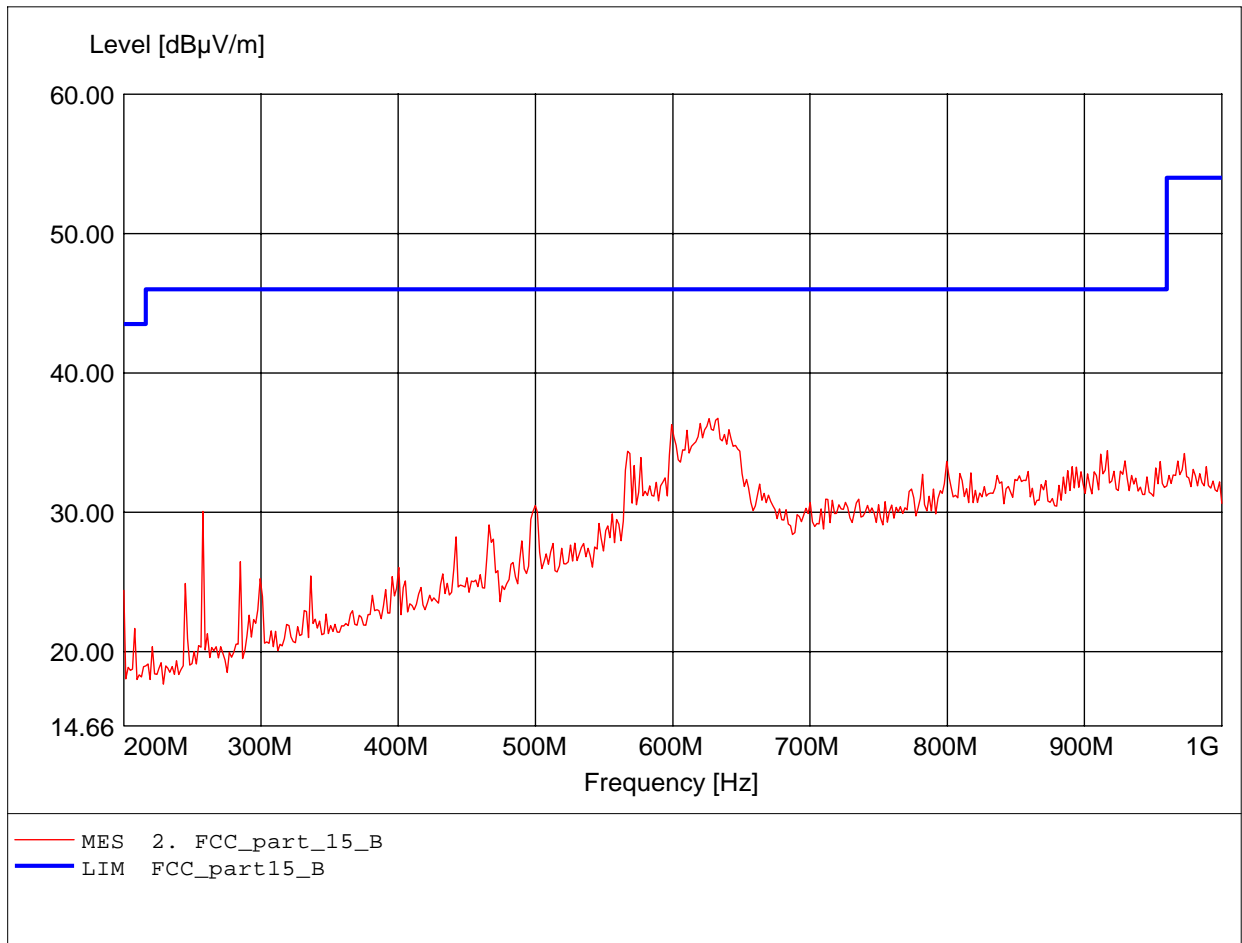
Order Number: W6M20703-7950 802.11n (20M) ch11
Test Site / Operator: ETS / Derek
Temperature: Temp.: 23.9°C
Test Specification: according to subpart B / LP 0002
Comment 1: Ant.: HK 116
Freq:199.659MHz Emax:26.91dBμV/m RBW: 100 kHz



Field Strength under normal conditions

FCC RULES PART 15, SUBPART B / LP 0002

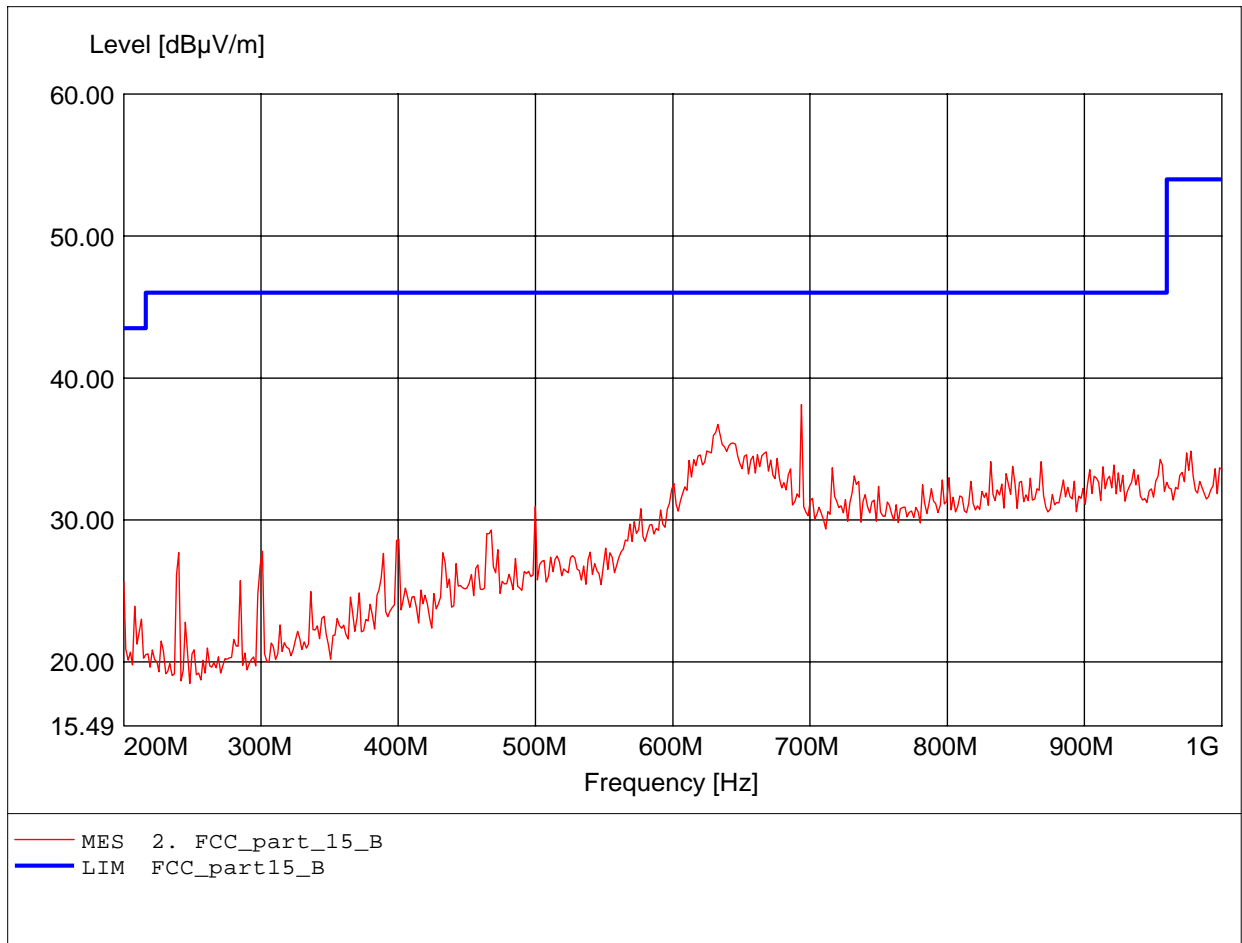
Order Number: W6M20703-7950 802.11n (20M) ch11
Test Site / Operator: ETS / Derek
Temperature: Temp.: 23.9°C
Test Specification: according to subpart B / LP 0002
Comment 1: Ant.: HL 223, ampl.
Freq:632.866MHz Emax:36.75dBμV/m RBW: 100 kHz



Field Strength under normal conditions

FCC RULES PART 15, SUBPART B / LP 0002

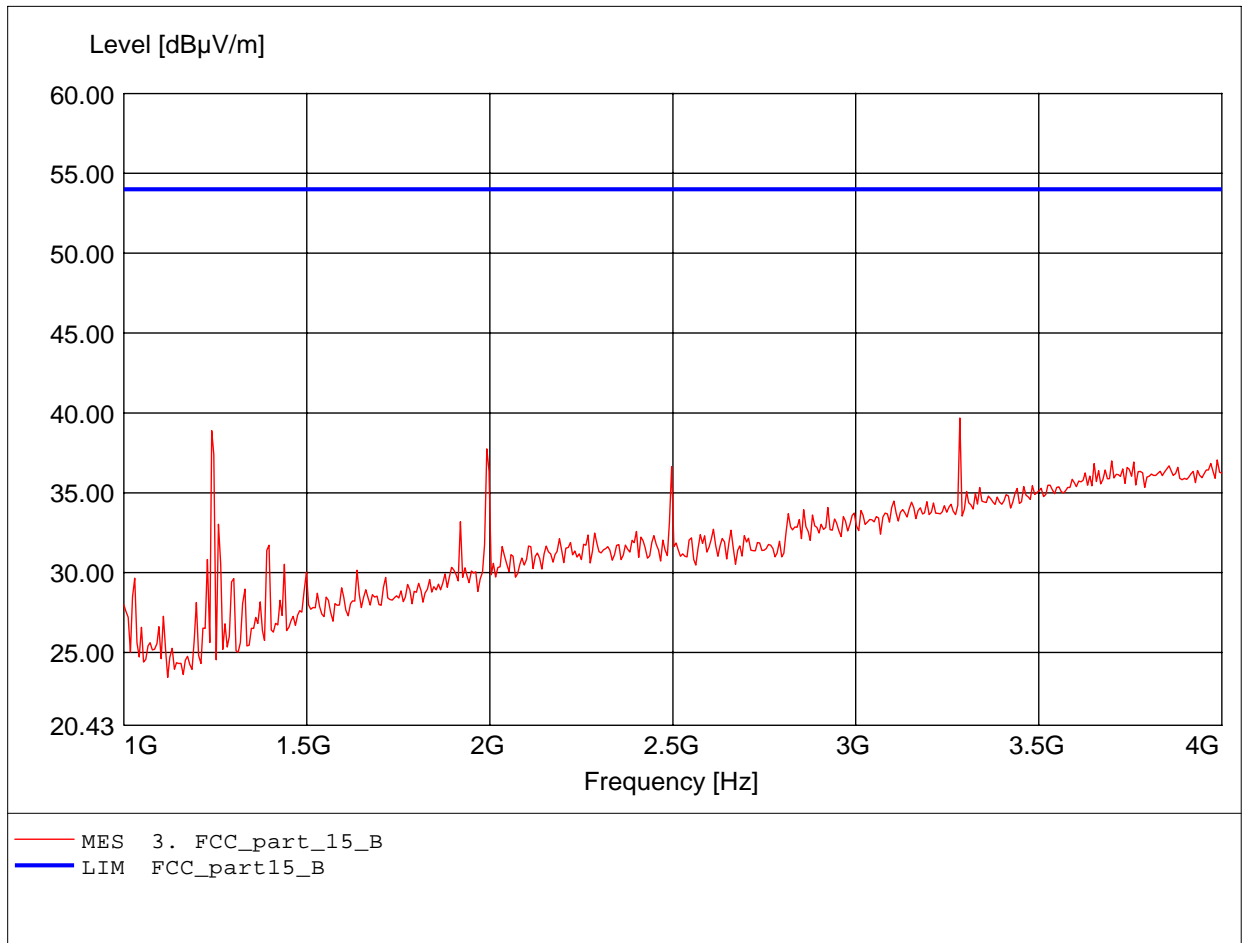
Order Number: W6M20703-7950 802.11n (20M) ch11
Test Site / Operator: ETS / Derek
Temperature: Temp.: 23.9°C
Test Specification: according to subpart B / LP 0002
Comment 1: Ant.: HL 223, ampl.
Freq:693.788MHz Emax:38.13dBμV/m RBW: 100 kHz



Field Strength under normal conditions

FCC RULES PART 15, SUBPART B / LP 0002

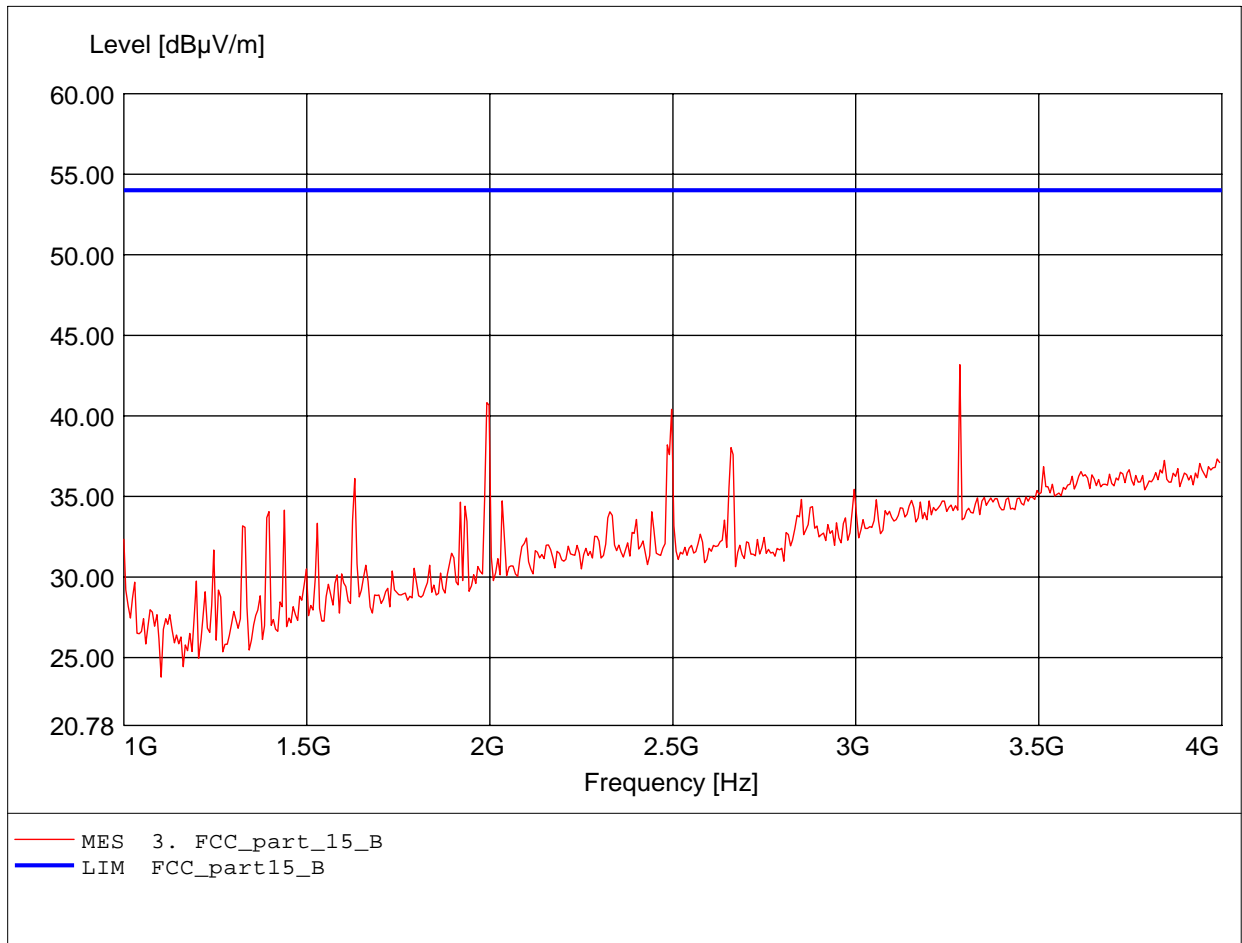
Order Number: W6M20703-7950 802.11n (20M) ch11
Test Site / Operator: ETS / Derek
Temperature: Temp.: 23.9°C
Test Specification: according to subpart B / LP 0002
Comment 1: Ant.: HL25, ampl.
Freq:3.285GHz Emax:39.68dBμV/m RBW: 1 MHz



Field Strength under normal conditions

FCC RULES PART 15, SUBPART B / LP 0002

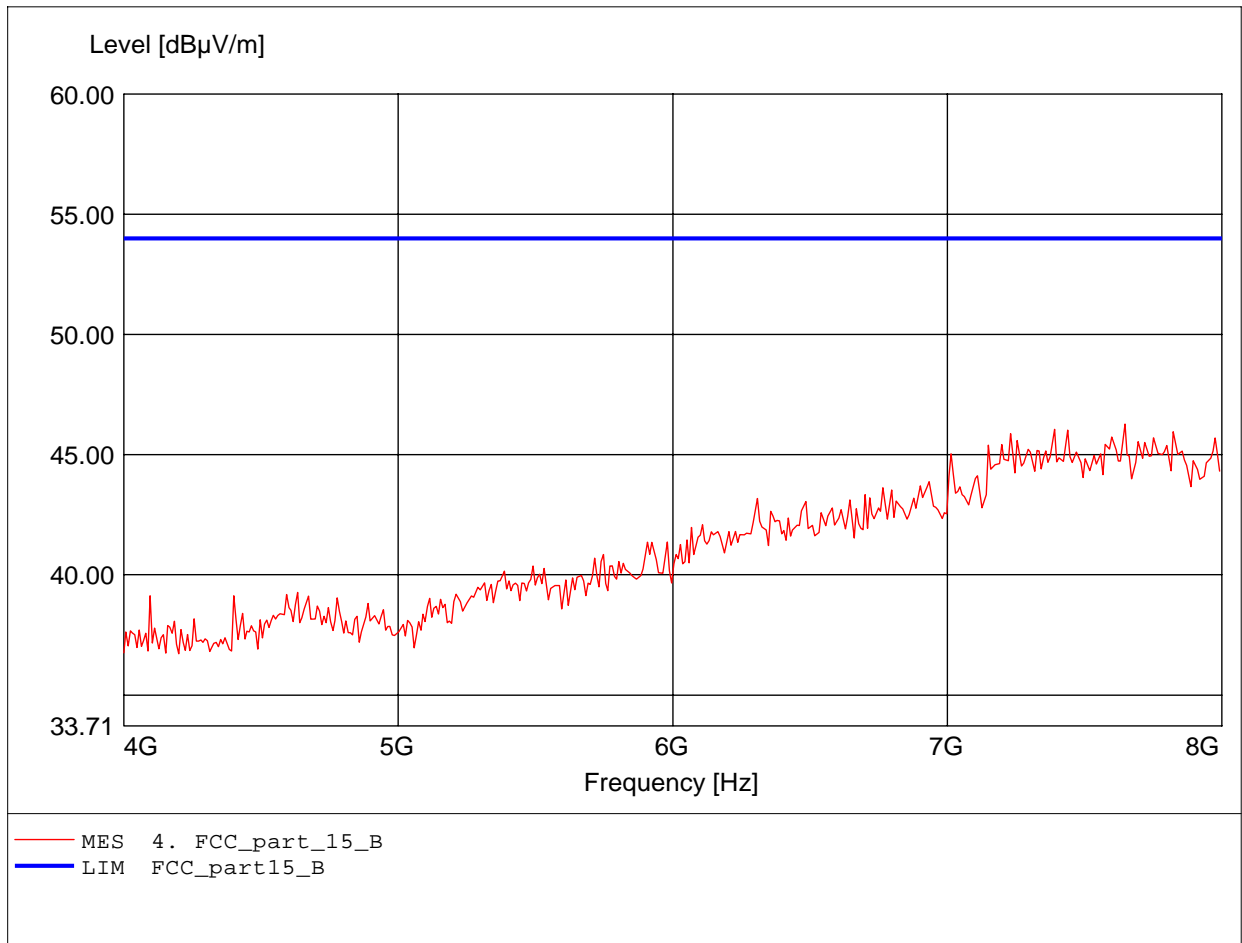
Order Number: W6M20703-7950 802.11n (20M) ch11
Test Site / Operator: ETS / Derek
Temperature: Temp.: 23.9°C
Test Specification: according to subpart B / LP 0002
Comment 1: Ant.: HL25, ampl.
Freq:3.285GHz Emax:43.17dBµV/m RBW: 1 MHz



Field Strength under normal conditions

FCC RULES PART 15, SUBPART B / LP 0002

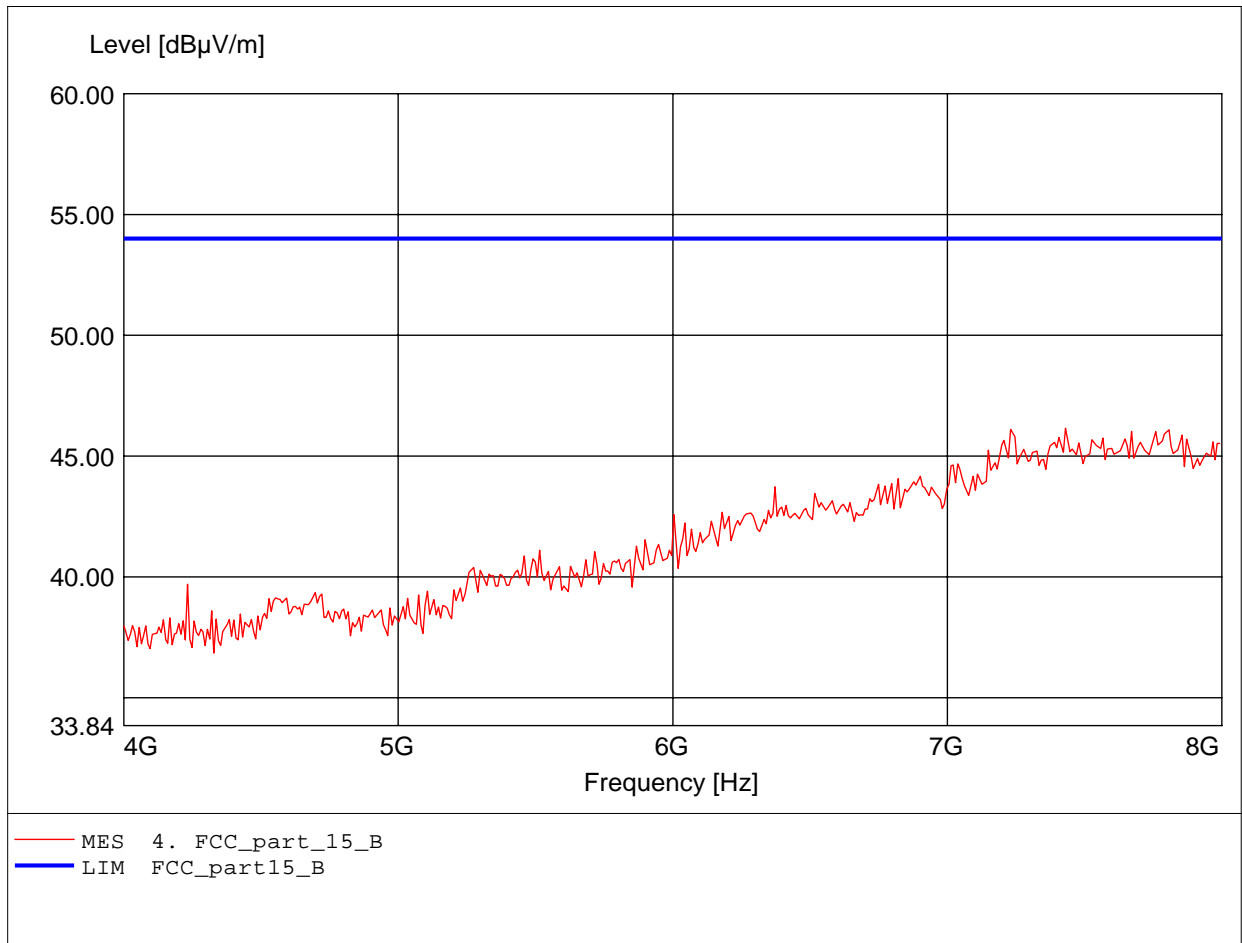
Order Number: W6M20703-7950 802.11n (20M) ch11
Test Site / Operator: ETS / Derek
Temperature: Temp.: 23.9°C
Test Specification: according to subpart B / LP 0002
Comment 1: Ant.: HL25, ampl.
Freq:7.647GHz Emax:46.27dBμV/m RBW: 1 MHz



Field Strength under normal conditions

FCC RULES PART 15, SUBPART B / LP 0002

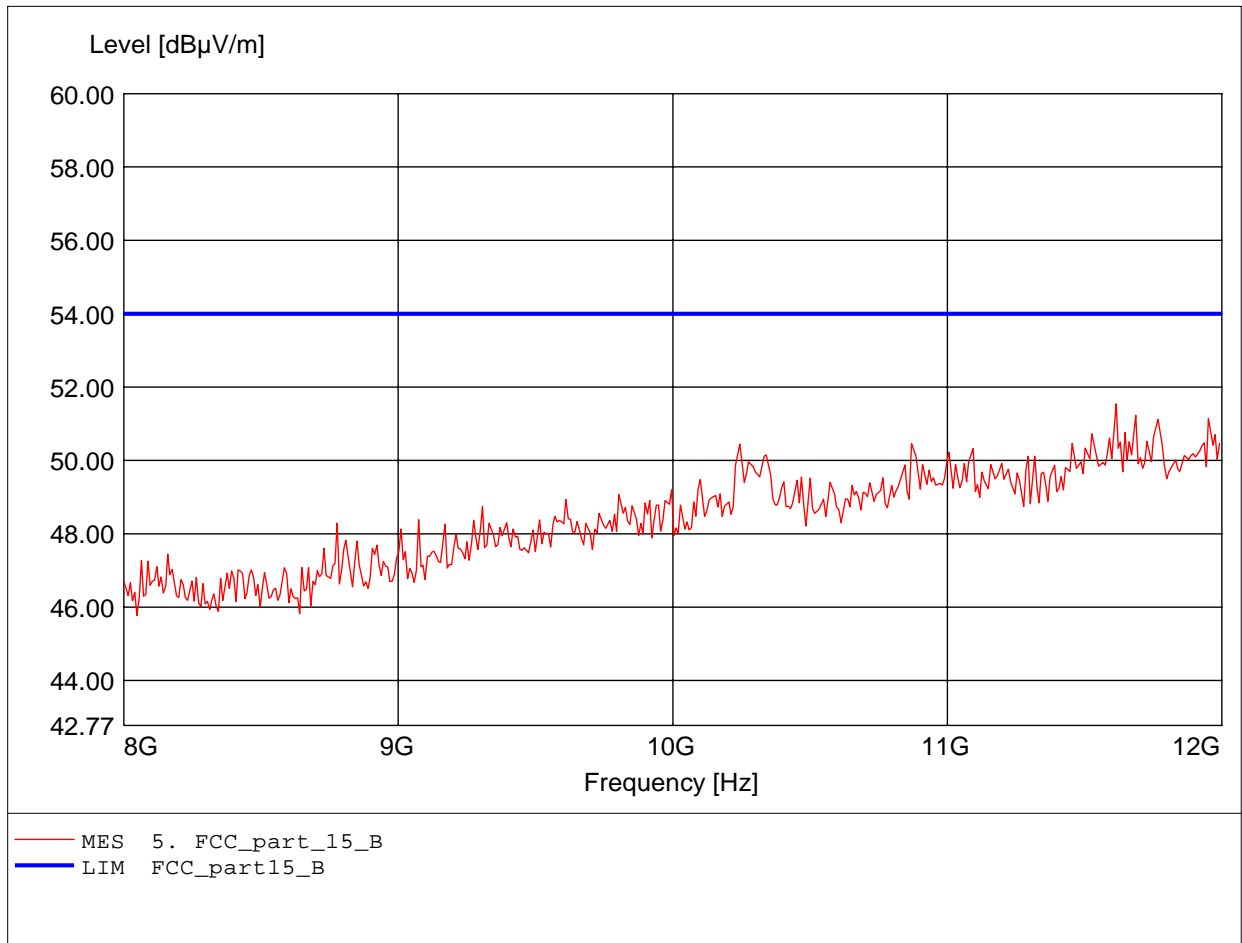
Order Number: W6M20703-7950 802.11n (20M) ch11
Test Site / Operator: ETS / Derek
Temperature: Temp.: 23.9°C
Test Specification: according to subpart B / LP 0002
Comment 1: Ant.: HL25, ampl.
Freq:7.431GHz Emax:46.16dBµV/m RBW: 1 MHz



Field Strength under normal conditions

FCC RULES PART 15, SUBPART B / LP 0002

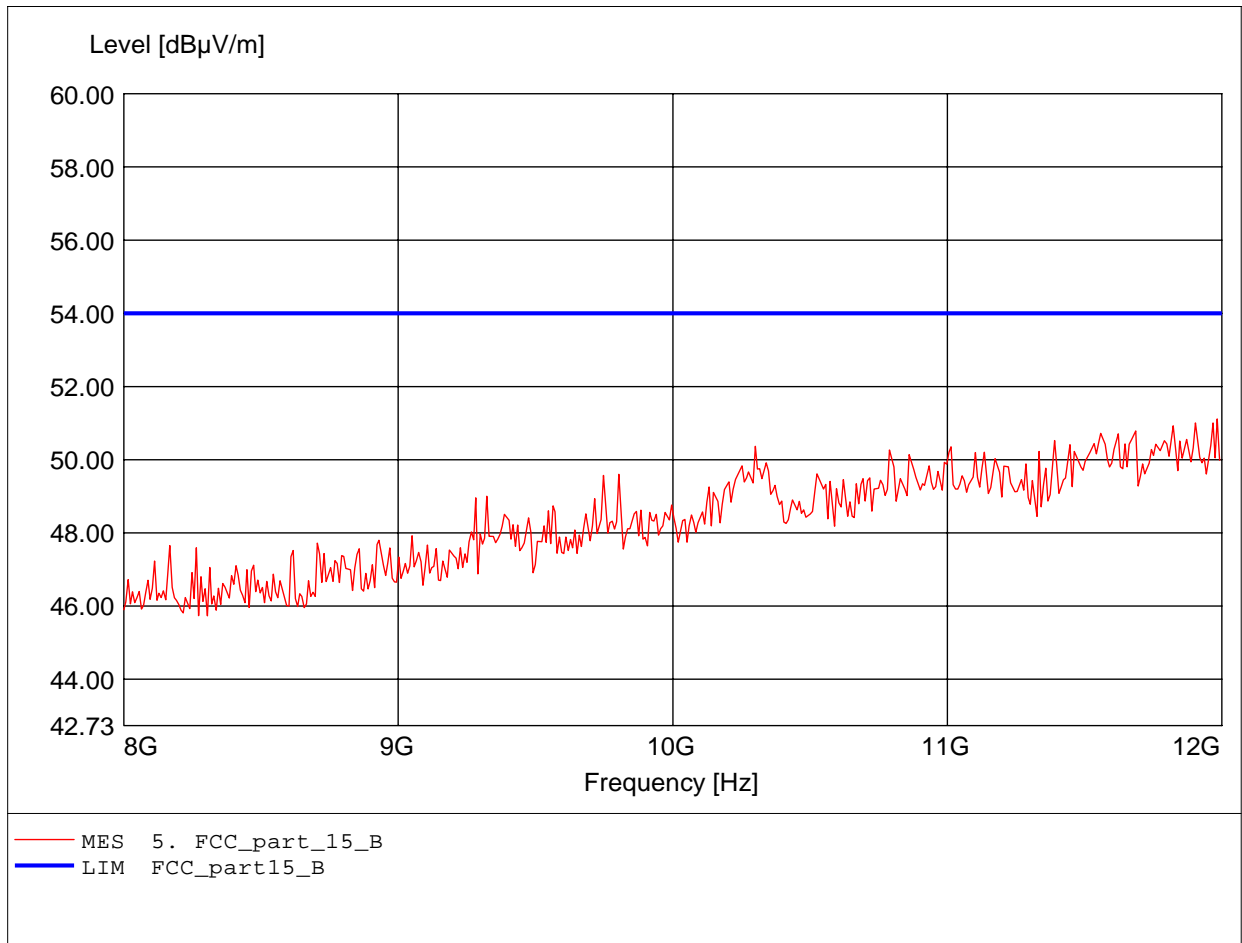
Order Number: W6M20703-7950 802.11n (20M) ch11
Test Site / Operator: ETS / Derek
Temperature: Temp.: 23.9°C
Test Specification: according to subpart B / LP 0002
Comment 1: Ant.: HL25, ampl.
Freq:11.615GHz Emax:51.54dBμV/m RBW: 1 MHz



Field Strength under normal conditions

FCC RULES PART 15, SUBPART B / LP 0002

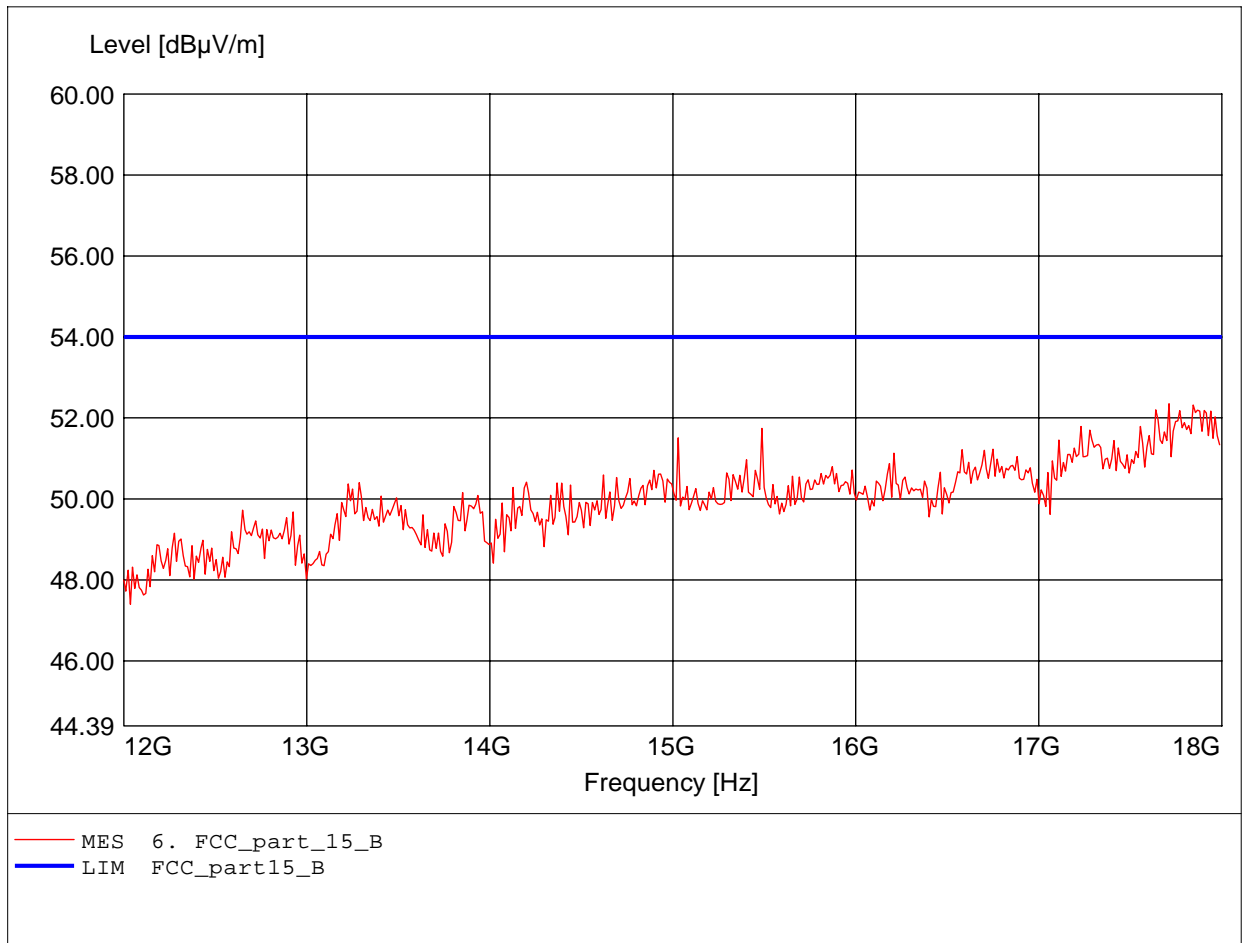
Order Number: W6M20703-7950 802.11n (20M) ch11
Test Site / Operator: ETS / Derek
Temperature: Temp.: 23.9°C
Test Specification: according to subpart B / LP 0002
Comment 1: Ant.: HL25, ampl.
Freq:11.984GHz Emax:51.12dBµV/m RBW: 1 MHz



Field Strength under normal conditions

FCC RULES PART 15, SUBPART B / LP 0002

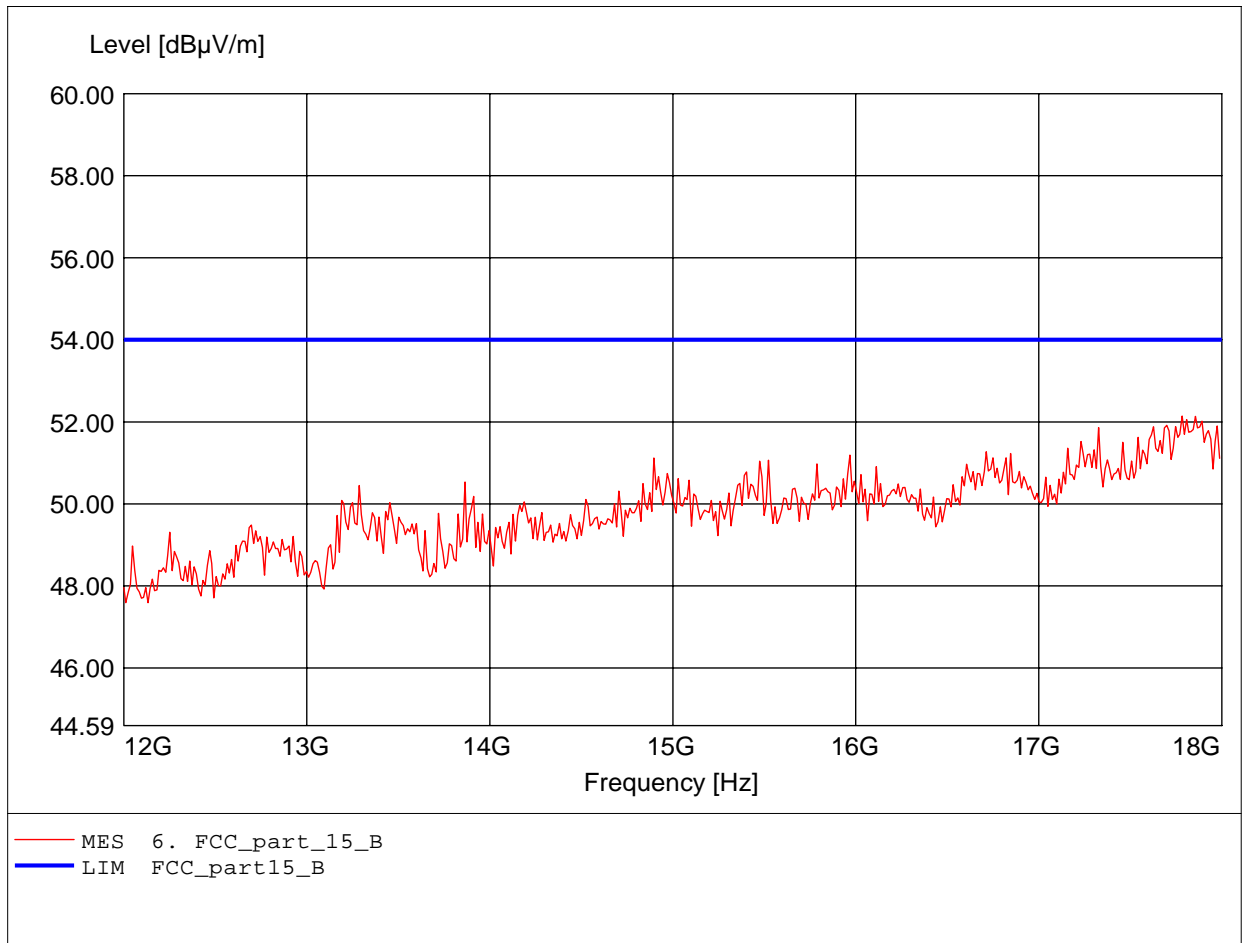
Order Number: W6M20703-7950 802.11n (20M) ch11
Test Site / Operator: ETS / Derek
Temperature: Temp.: 23.9°C
Test Specification: according to subpart B / LP 0002
Comment 1: Ant.: HL25, ampl.
Freq:17.711GHz Emax:52.35dBμV/m RBW: 1 MHz



Field Strength under normal conditions

FCC RULES PART 15, SUBPART B / LP 0002

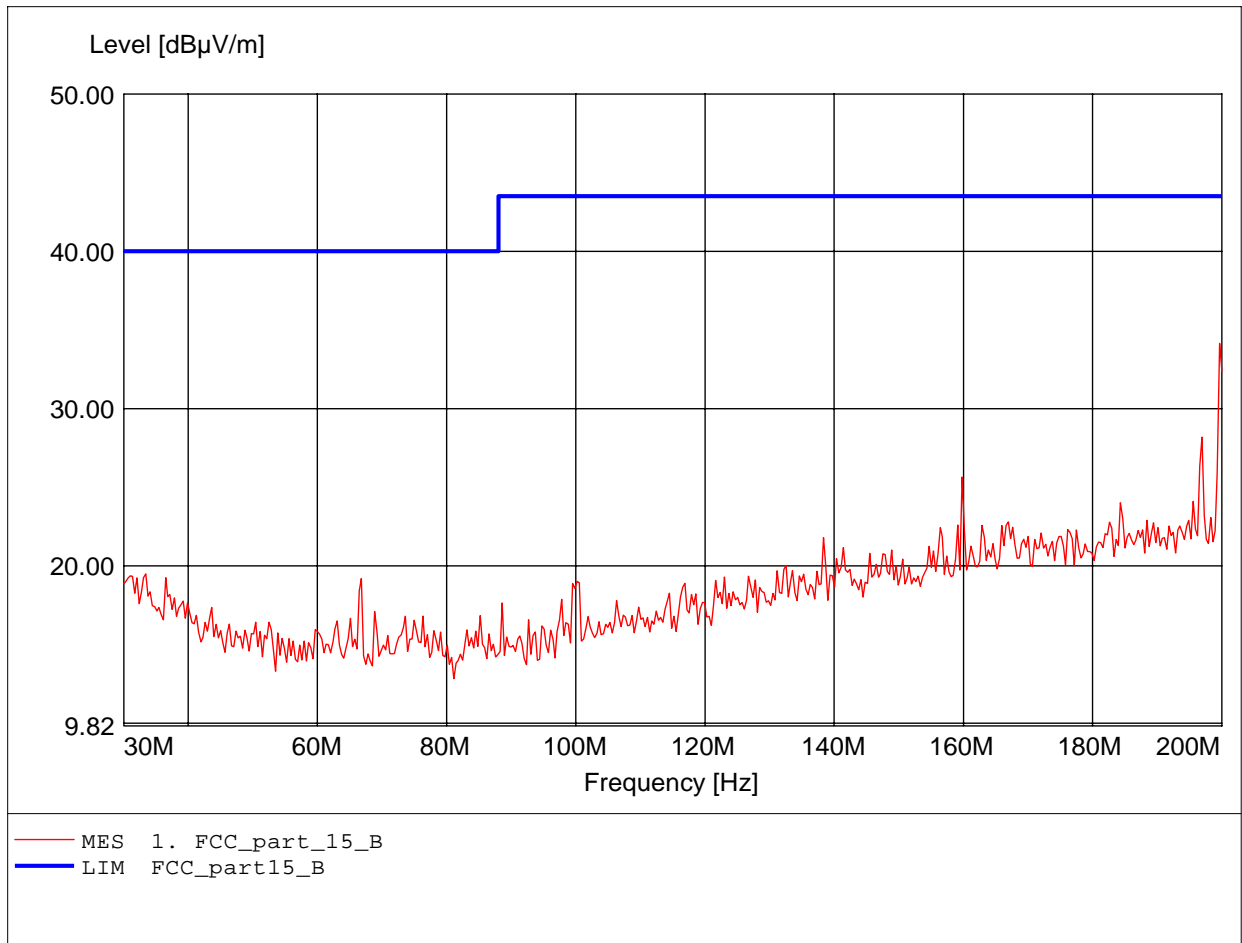
Order Number: W6M20703-7950 802.11n (20M) ch11
Test Site / Operator: ETS / Derek
Temperature: Temp.: 23.9°C
Test Specification: according to subpart B / LP 0002
Comment 1: Ant.: HL25, ampl.
Freq:17.784GHz Emax:52.14dBμV/m RBW: 1 MHz



Field Strength under normal conditions

FCC RULES PART 15, SUBPART B / LP 0002

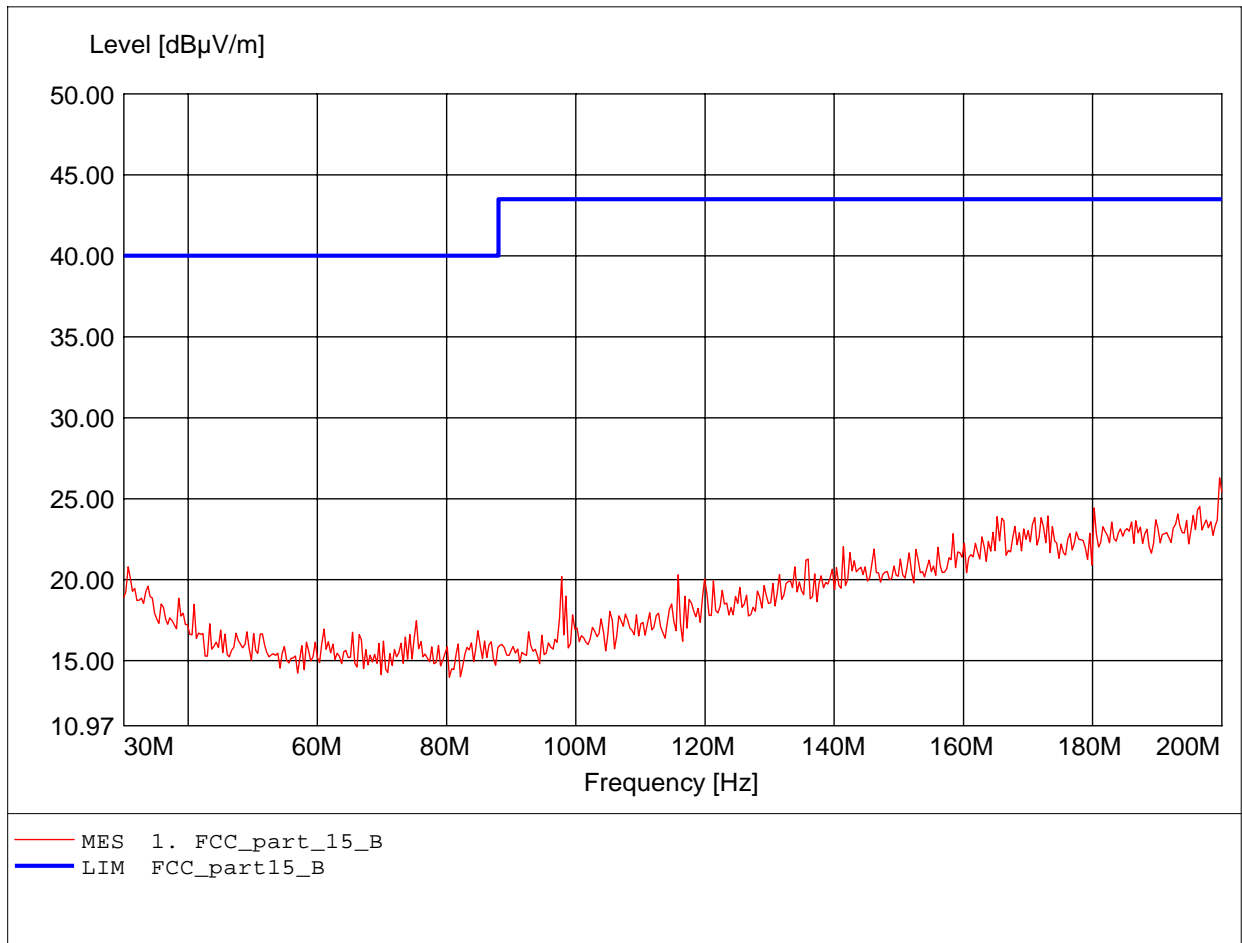
Order Number: W6M20703-7950 802.11n (40M) ch1
Test Site / Operator: ETS / Derek
Temperature: Temp.: 23.9°C
Test Specification: according to subpart B / LP 0002
Comment 1: Ant.: HK 116
Freq:199.659MHz Emax:34.15dBμV/m RBW: 100 kHz



Field Strength under normal conditions

FCC RULES PART 15, SUBPART B / LP 0002

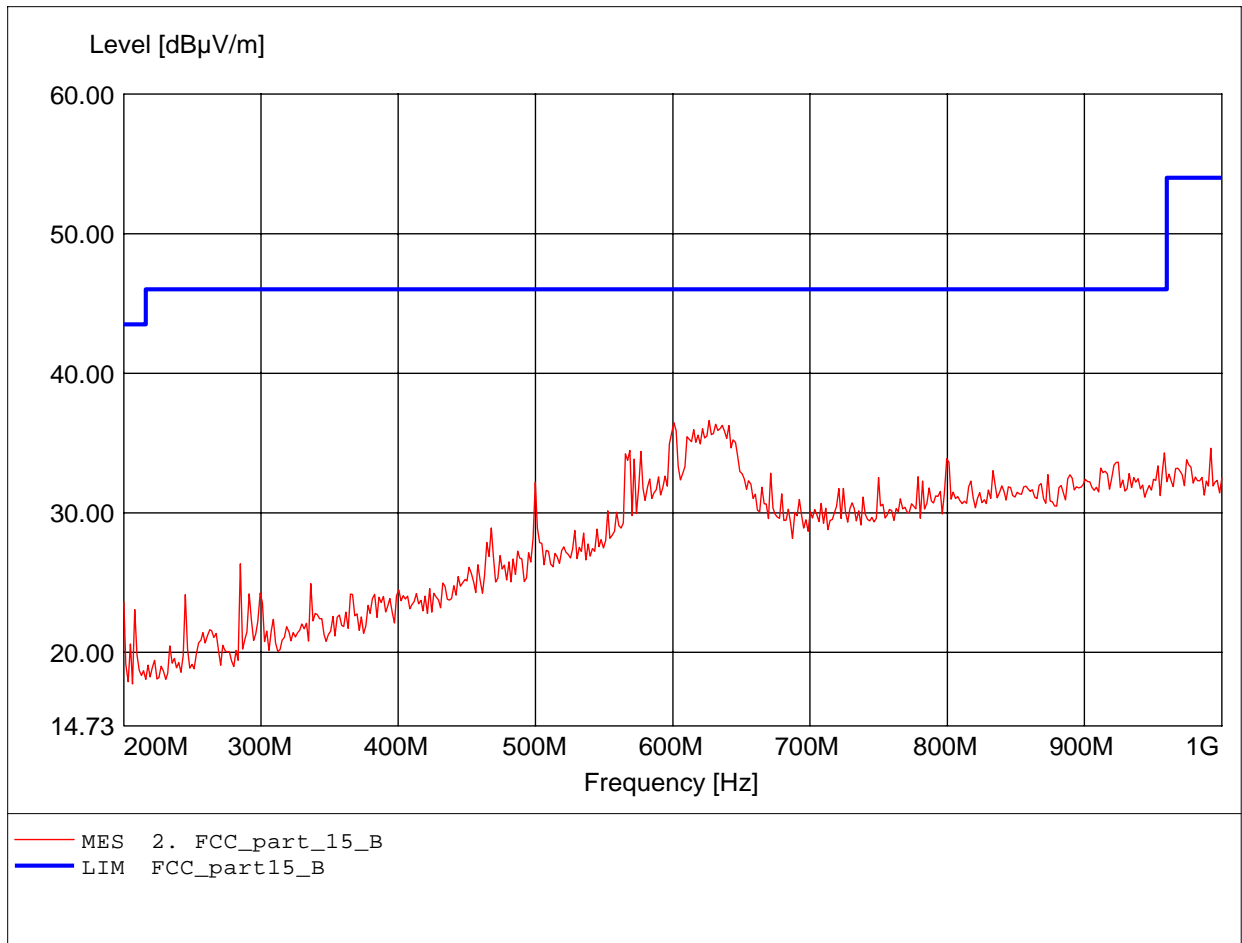
Order Number: W6M20703-7950 802.11n (40M) ch1
Test Site / Operator: ETS / Derek
Temperature: Temp.: 23.9°C
Test Specification: according to subpart B / LP 0002
Comment 1: Ant.: HK 116
Freq:199.659MHz Emax:26.29dBμV/m RBW: 100 kHz



Field Strength under normal conditions

FCC RULES PART 15, SUBPART B / LP 0002

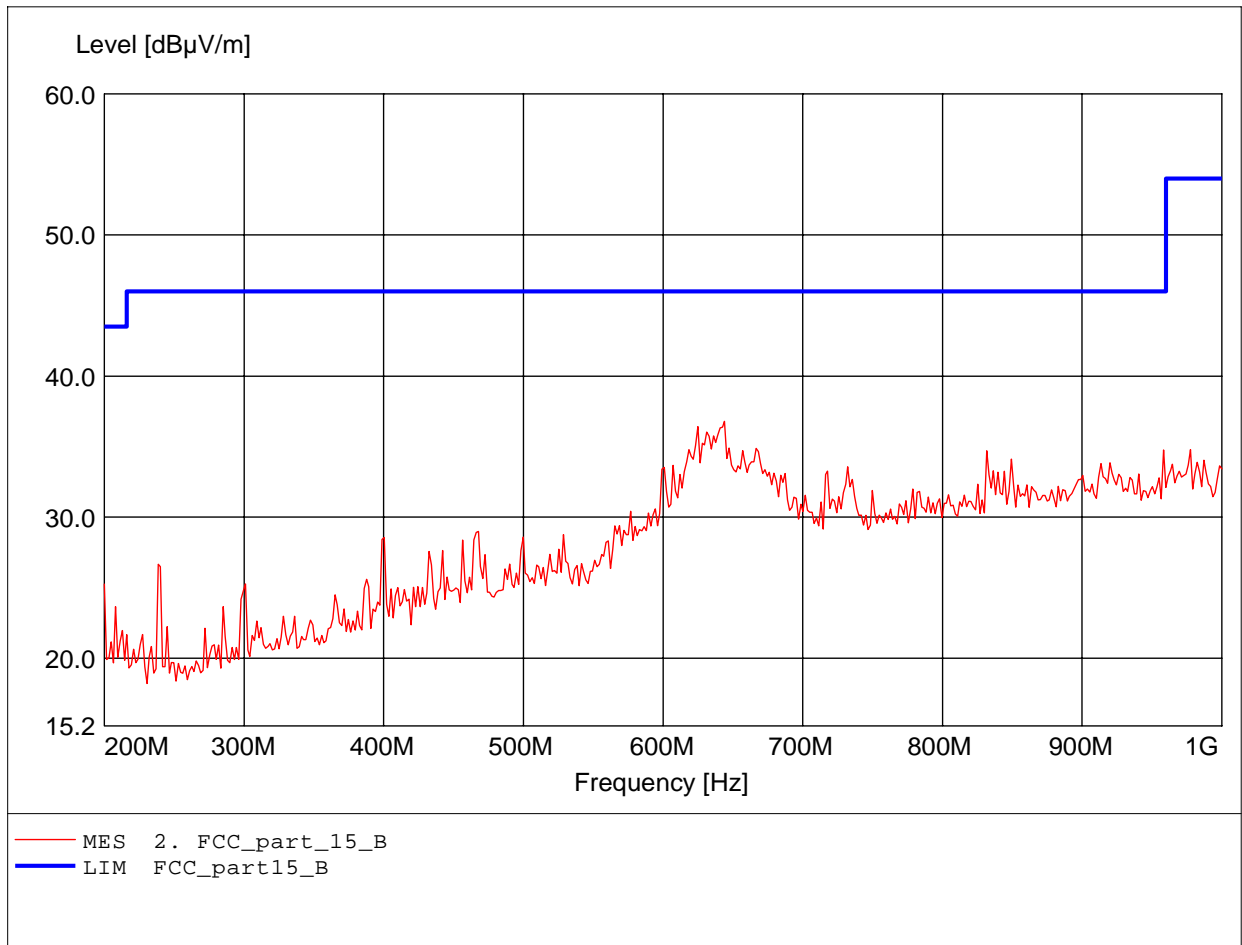
Order Number: W6M20703-7950 802.11n (40M) ch1
Test Site / Operator: ETS / Derek
Temperature: Temp.: 23.9°C
Test Specification: according to subpart B / LP 0002
Comment 1: Ant.: HL 223, ampl.
Freq:626.453MHz Emax:36.61dBμV/m RBW: 100 kHz



Field Strength under normal conditions

FCC RULES PART 15, SUBPART B / LP 0002

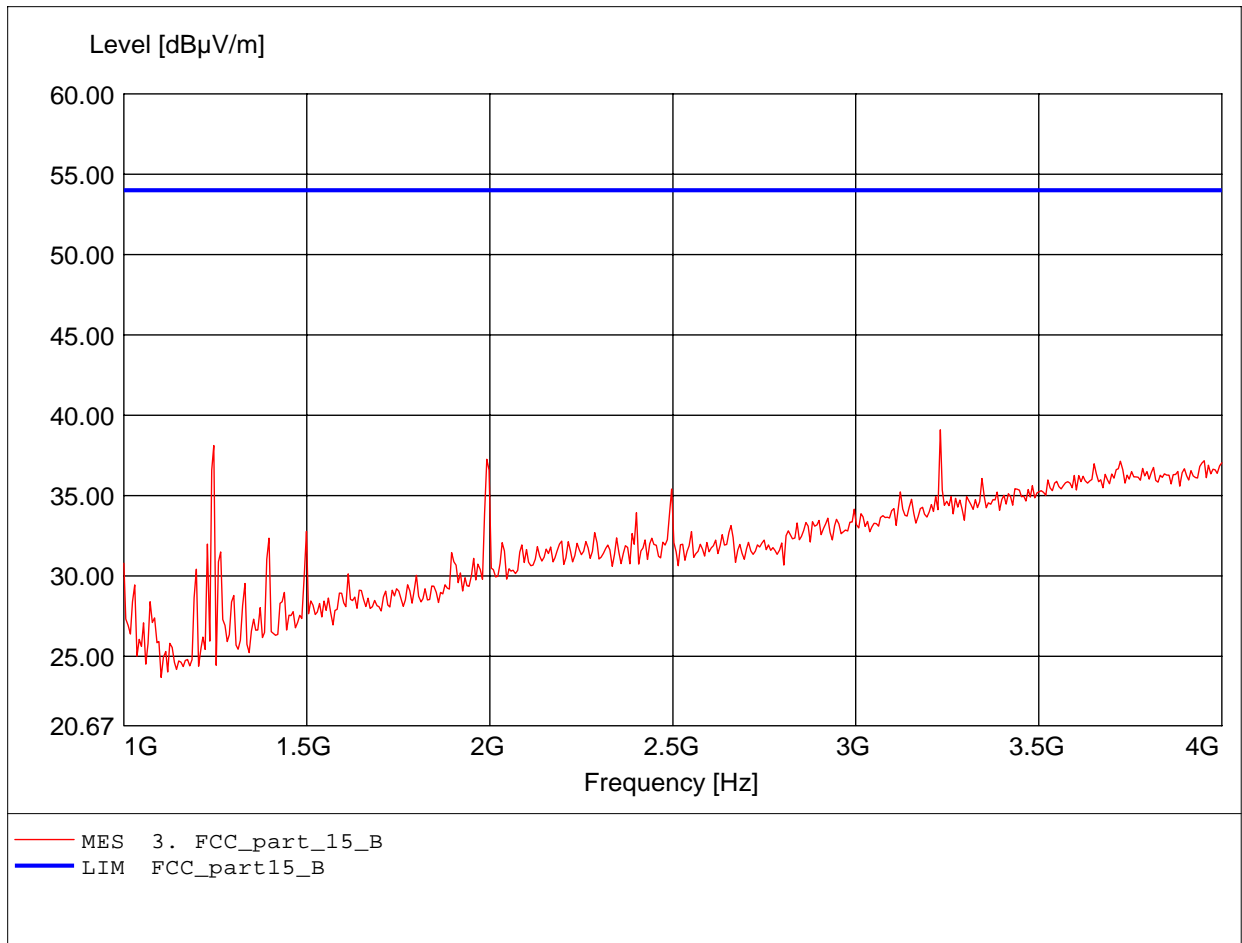
Order Number: W6M20703-7950 802.11n (40M) ch1
Test Site / Operator: ETS / Derek
Temperature: Temp.: 23.9°C
Test Specification: according to subpart B / LP 0002
Comment 1: Ant.: HL 223, ampl.
Freq:644.088MHz Emax:36.79dBμV/m RBW: 100 kHz



Field Strength under normal conditions

FCC RULES PART 15, SUBPART B / LP 0002

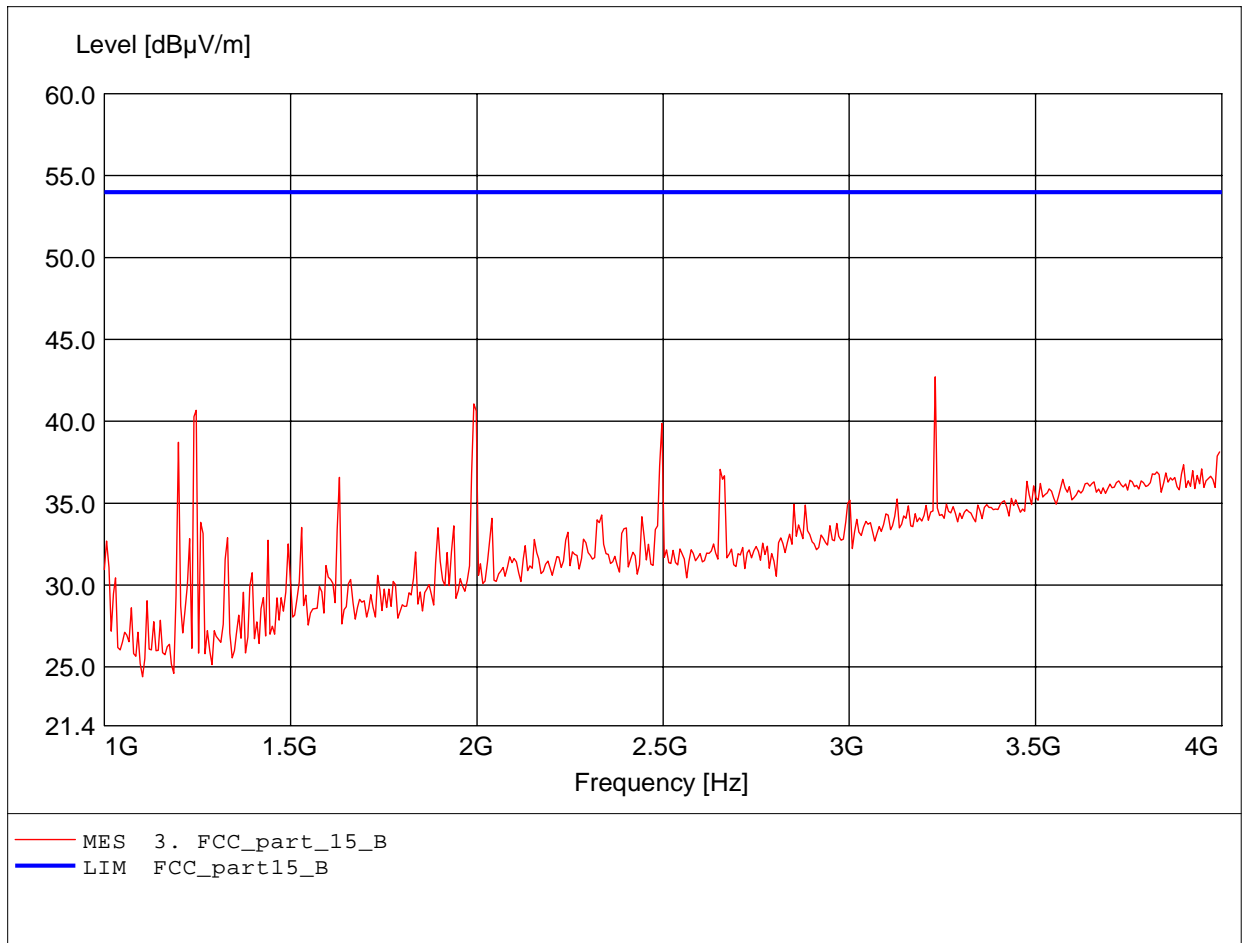
Order Number: W6M20703-7950 802.11n (40M) ch1
Test Site / Operator: ETS / Derek
Temperature: Temp.: 23.9°C
Test Specification: according to subpart B / LP 0002
Comment 1: Ant.: HL25, ampl.
Freq:3.230GHz Emax:39.09dBμV/m RBW: 1 MHz



Field Strength under normal conditions

FCC RULES PART 15, SUBPART B / LP 0002

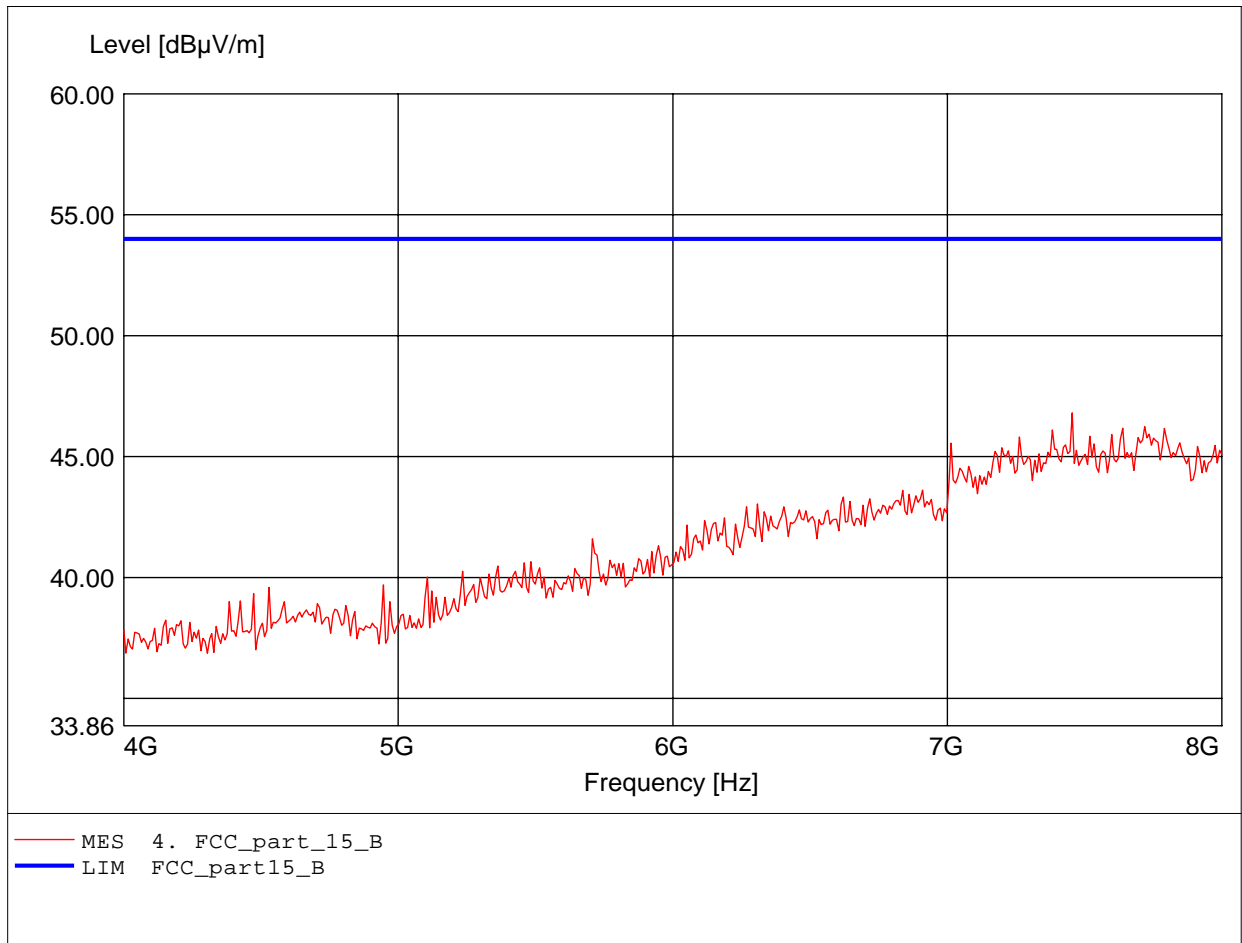
Order Number: W6M20703-7950 802.11n (40M) ch1
Test Site / Operator: ETS / Derek
Temperature: Temp.: 23.9°C
Test Specification: according to subpart B / LP 0002
Comment 1: Ant.: HL25, ampl.
Freq:3.230GHz Emax:42.72dBµV/m RBW: 1 MHz



Field Strength under normal conditions

FCC RULES PART 15, SUBPART B / LP 0002

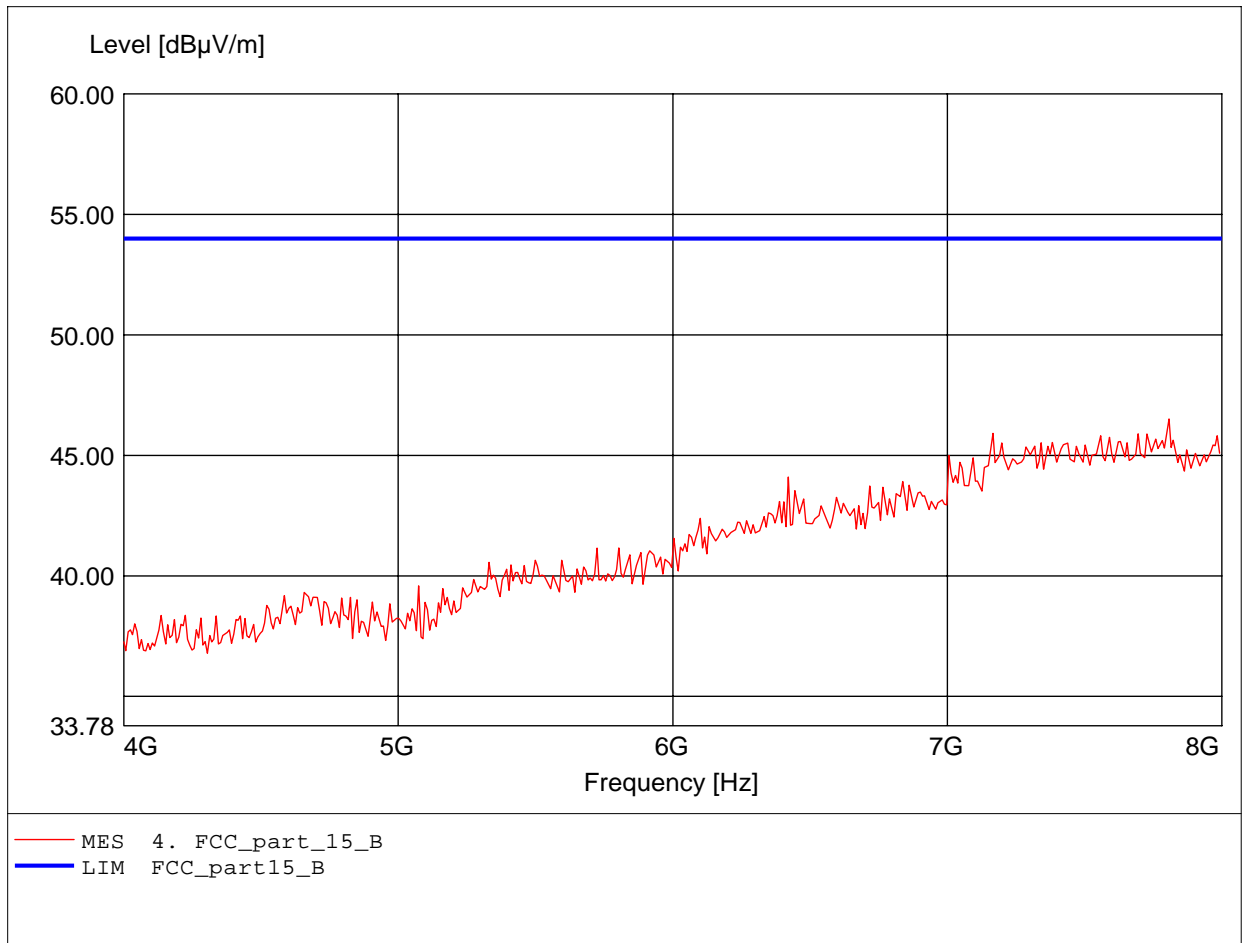
Order Number: W6M20703-7950 802.11n (40M) ch1
Test Site / Operator: ETS / Derek
Temperature: Temp.: 23.9°C
Test Specification: according to subpart B / LP 0002
Comment 1: Ant.: HL25, ampl.
Freq:7.455GHz Emax:46.81dBµV/m RBW: 1 MHz



Field Strength under normal conditions

FCC RULES PART 15, SUBPART B / LP 0002

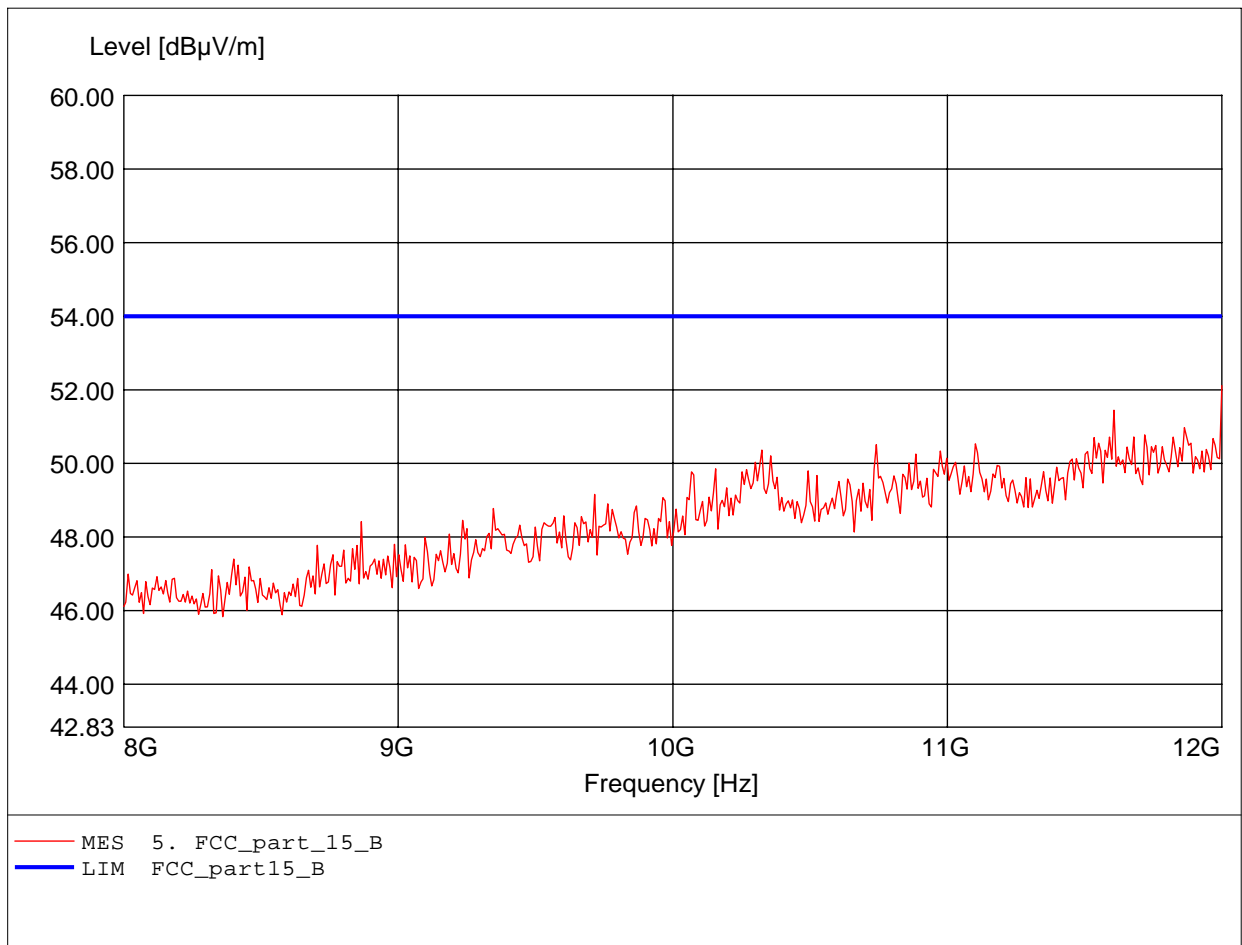
Order Number: W6M20703-7950 802.11n (40M) ch1
Test Site / Operator: ETS / Derek
Temperature: Temp.: 23.9°C
Test Specification: according to subpart B / LP 0002
Comment 1: Ant.: HL25, ampl.
Freq:7.808GHz Emax:46.52dBμV/m RBW: 1 MHz



Field Strength under normal conditions

FCC RULES PART 15, SUBPART B / LP 0002

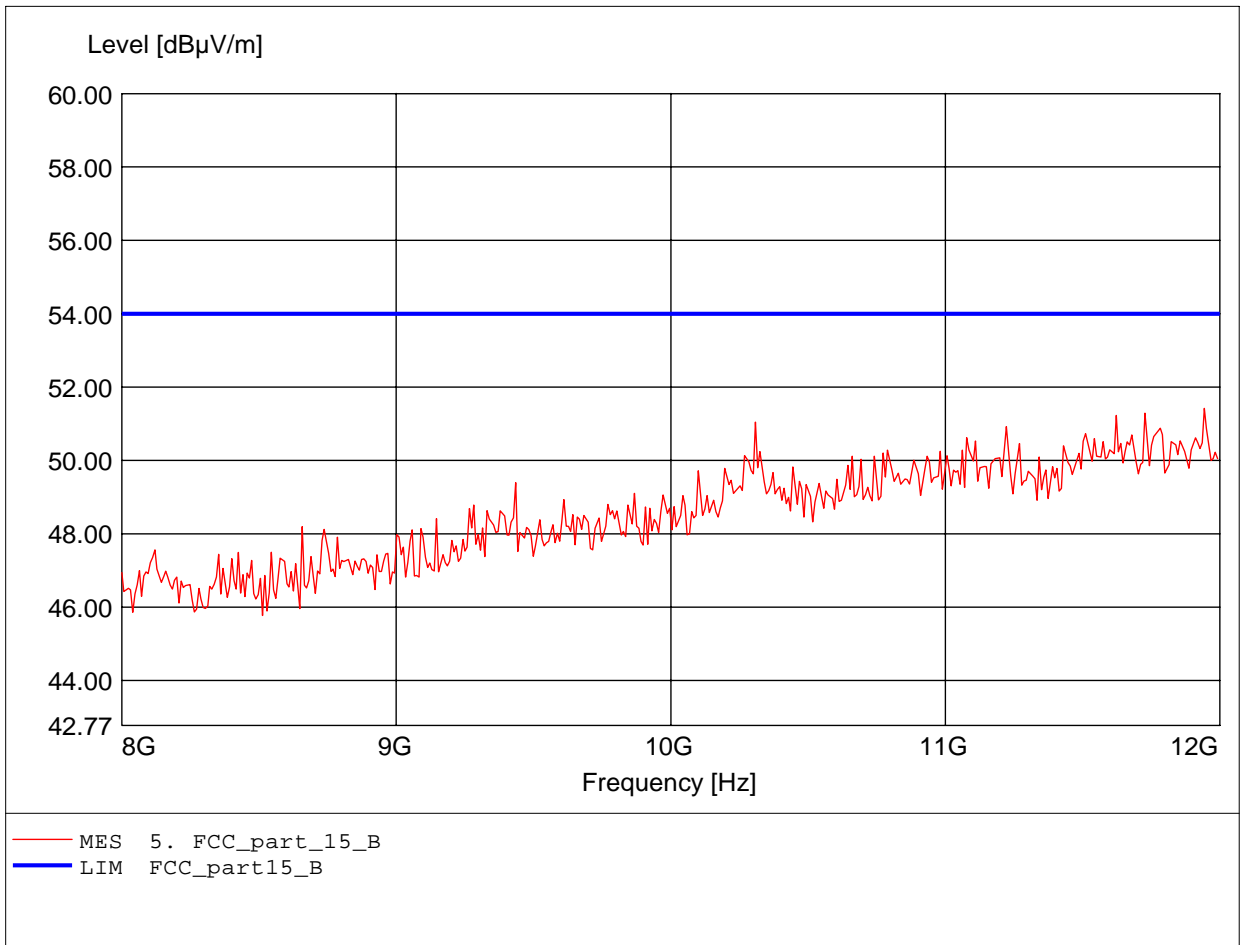
Order Number: W6M20703-7950 802.11n (40M) ch1
Test Site / Operator: ETS / Derek
Temperature: Temp.: 23.9°C
Test Specification: according to subpart B / LP 0002
Comment 1: Ant.: HL25, ampl.
Freq:12.000GHz Emax:52.11dBµV/m RBW: 1 MHz



Field Strength under normal conditions

FCC RULES PART 15, SUBPART B / LP 0002

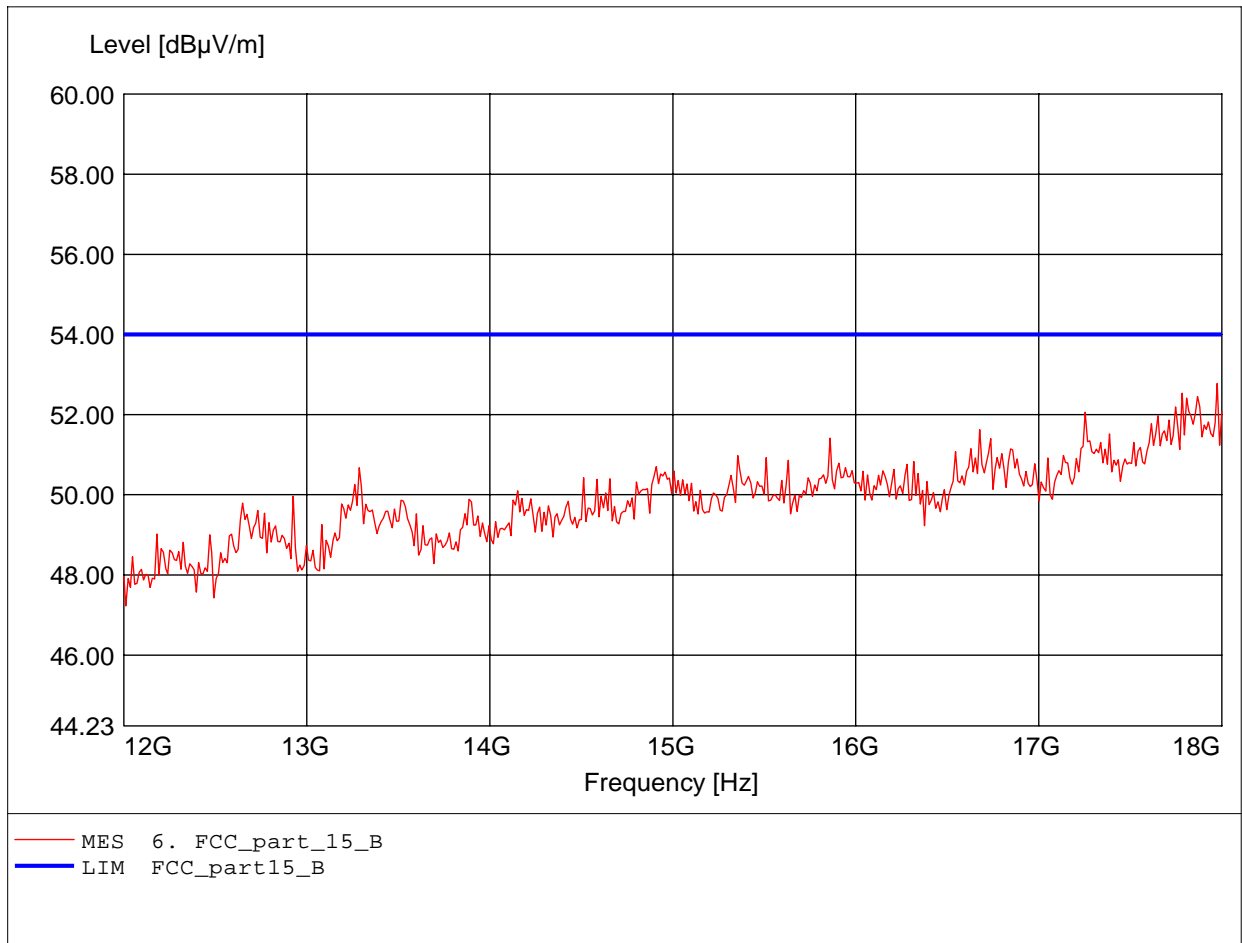
Order Number: W6M20703-7950 802.11n (40M) ch1
Test Site / Operator: ETS / Derek
Temperature: Temp.: 23.9°C
Test Specification: according to subpart B / LP 0002
Comment 1: Ant.: HL25, ampl.
Freq:11.944GHz Emax:51.42dBuV/m RBW: 1 MHz



Field Strength under normal conditions

FCC RULES PART 15, SUBPART B / LP 0002

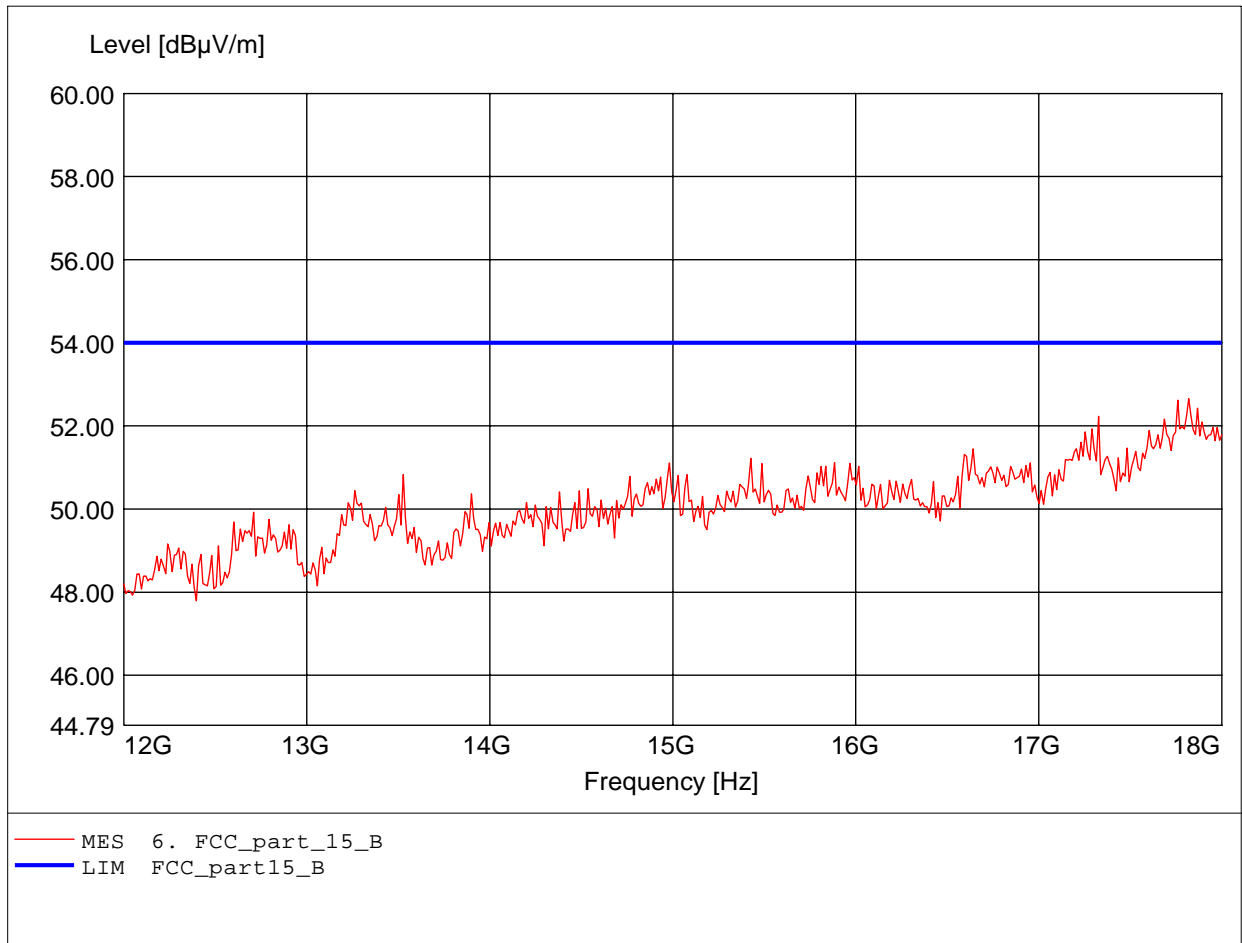
Order Number: W6M20703-7950 802.11n (40M) ch1
Test Site / Operator: ETS / Derek
Temperature: Temp.: 23.9°C
Test Specification: according to subpart B / LP 0002
Comment 1: Ant.: HL25, ampl.
Freq:17.976GHz Emax:52.78dBμV/m RBW: 1 MHz



Field Strength under normal conditions

FCC RULES PART 15, SUBPART B / LP 0002

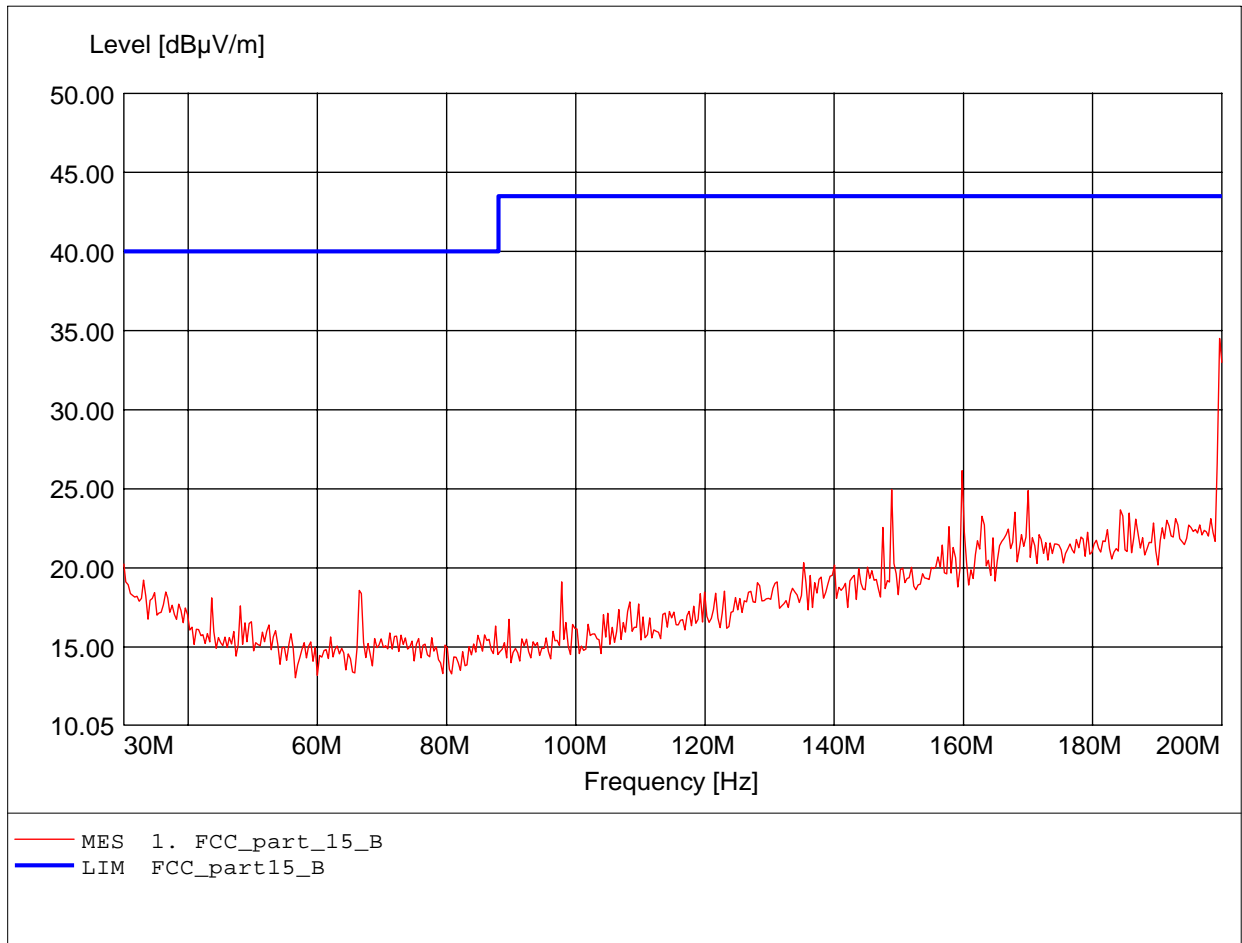
Order Number: W6M20703-7950 802.11n (40M) ch1
Test Site / Operator: ETS / Derek
Temperature: Temp.: 23.9°C
Test Specification: according to subpart B / LP 0002
Comment 1: Ant.: HL25, ampl.
Freq:17.820GHz Emax:52.65dBμV/m RBW: 1 MHz



Field Strength under normal conditions

FCC RULES PART 15, SUBPART B / LP 0002

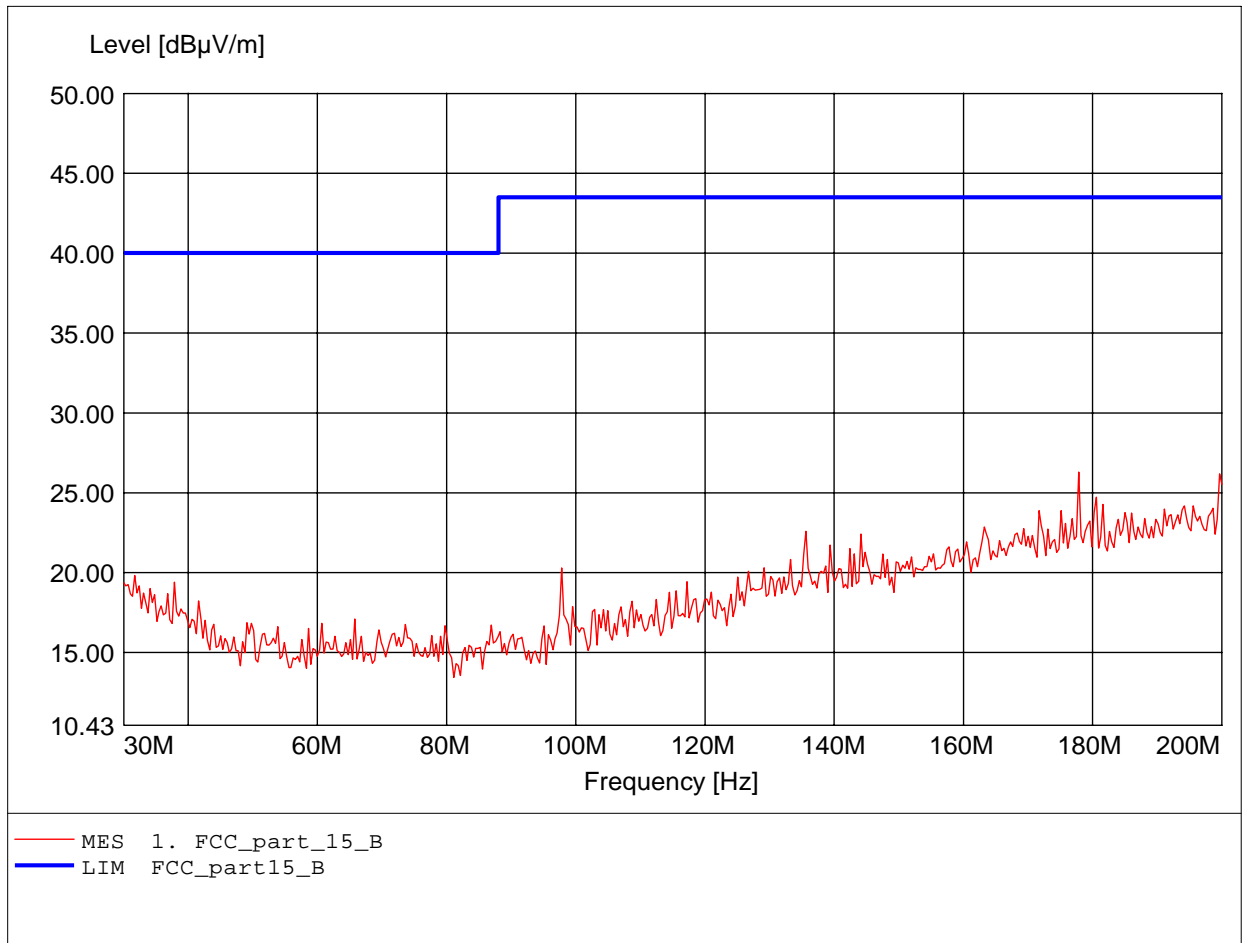
Order Number: W6M20703-7950 802.11n (40M) ch4
Test Site / Operator: ETS / Derek
Temperature: Temp.: 23.9°C
Test Specification: according to subpart B / LP 0002
Comment 1: Ant.: HK 116
Freq:199.659MHz Emax:34.51dBμV/m RBW: 100 kHz



Field Strength under normal conditions

FCC RULES PART 15, SUBPART B / LP 0002

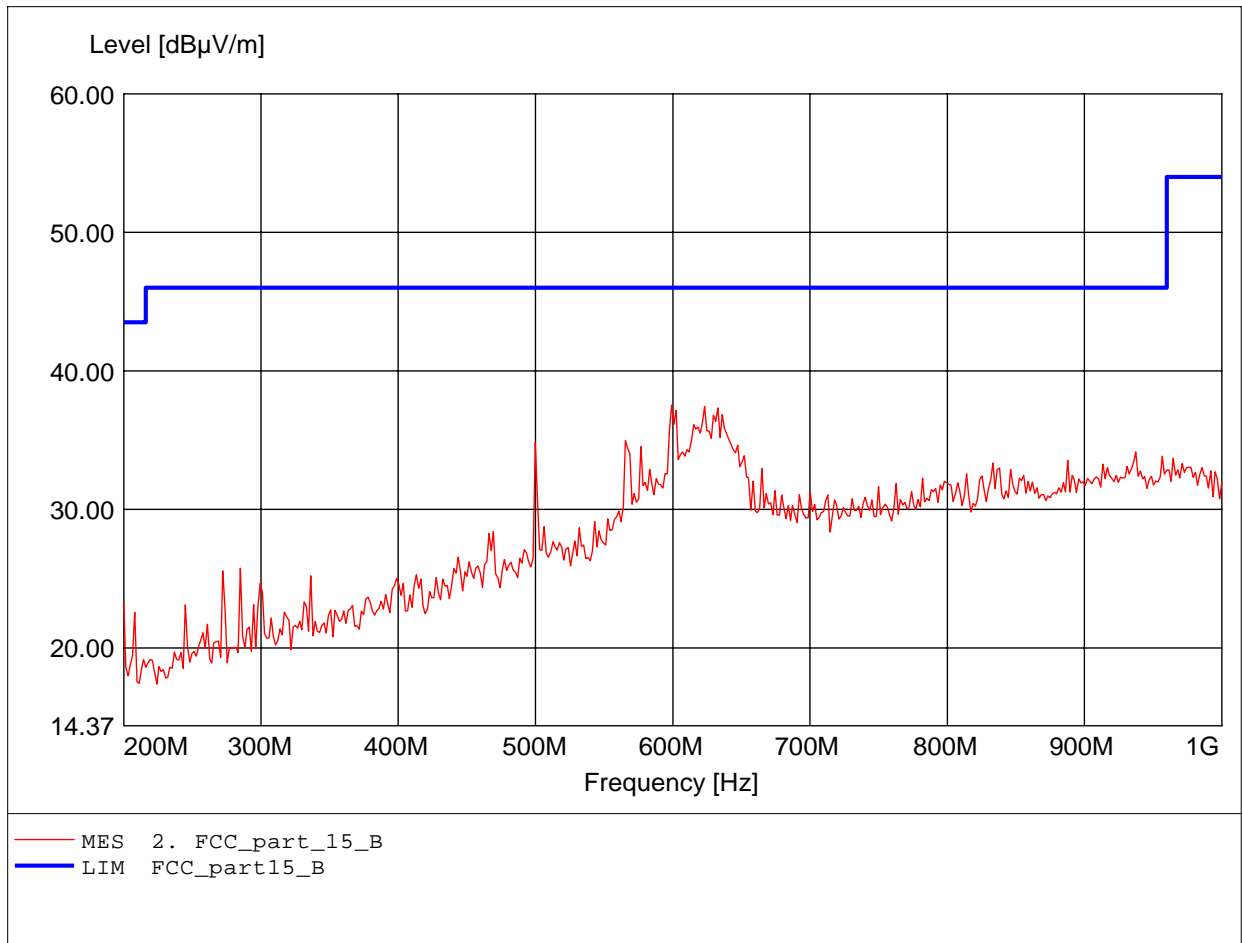
Order Number: W6M20703-7950 802.11n (40M) ch4
Test Site / Operator: ETS / Derek
Temperature: Temp.: 23.9°C
Test Specification: according to subpart B / LP 0002
Comment 1: Ant.: HK 116
Freq:177.856MHz Emax:26.31dBμV/m RBW: 100 kHz



Field Strength under normal conditions

FCC RULES PART 15, SUBPART B / LP 0002

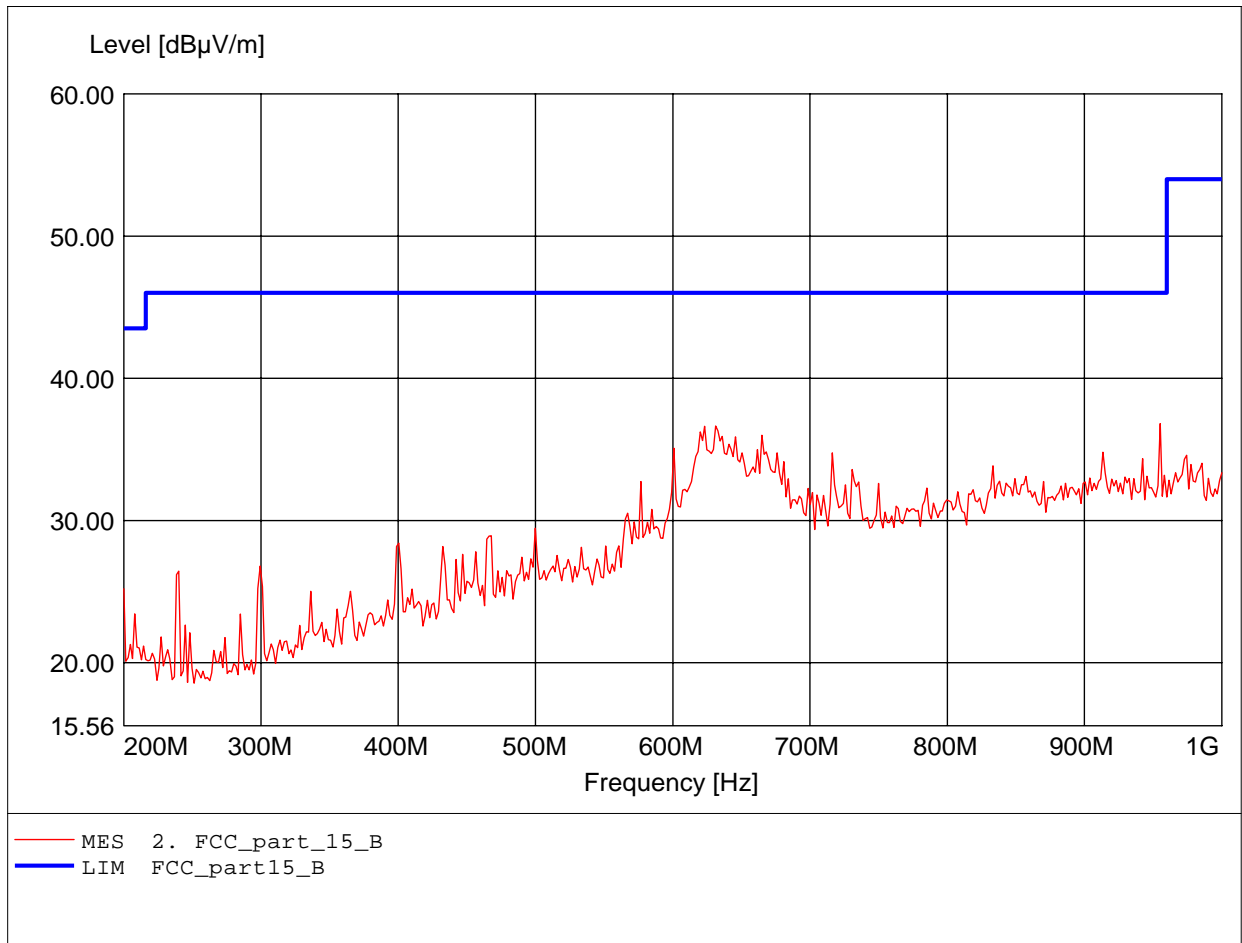
Order Number: W6M20703-7950 802.11n (40M) ch4
Test Site / Operator: ETS / Derek
Temperature: Temp.: 23.9°C
Test Specification: according to subpart B / LP 0002
Comment 1: Ant.: HL 223, ampl.
Freq:599.198MHz Emax:37.52dBμV/m RBW: 100 kHz



Field Strength under normal conditions

FCC RULES PART 15, SUBPART B / LP 0002

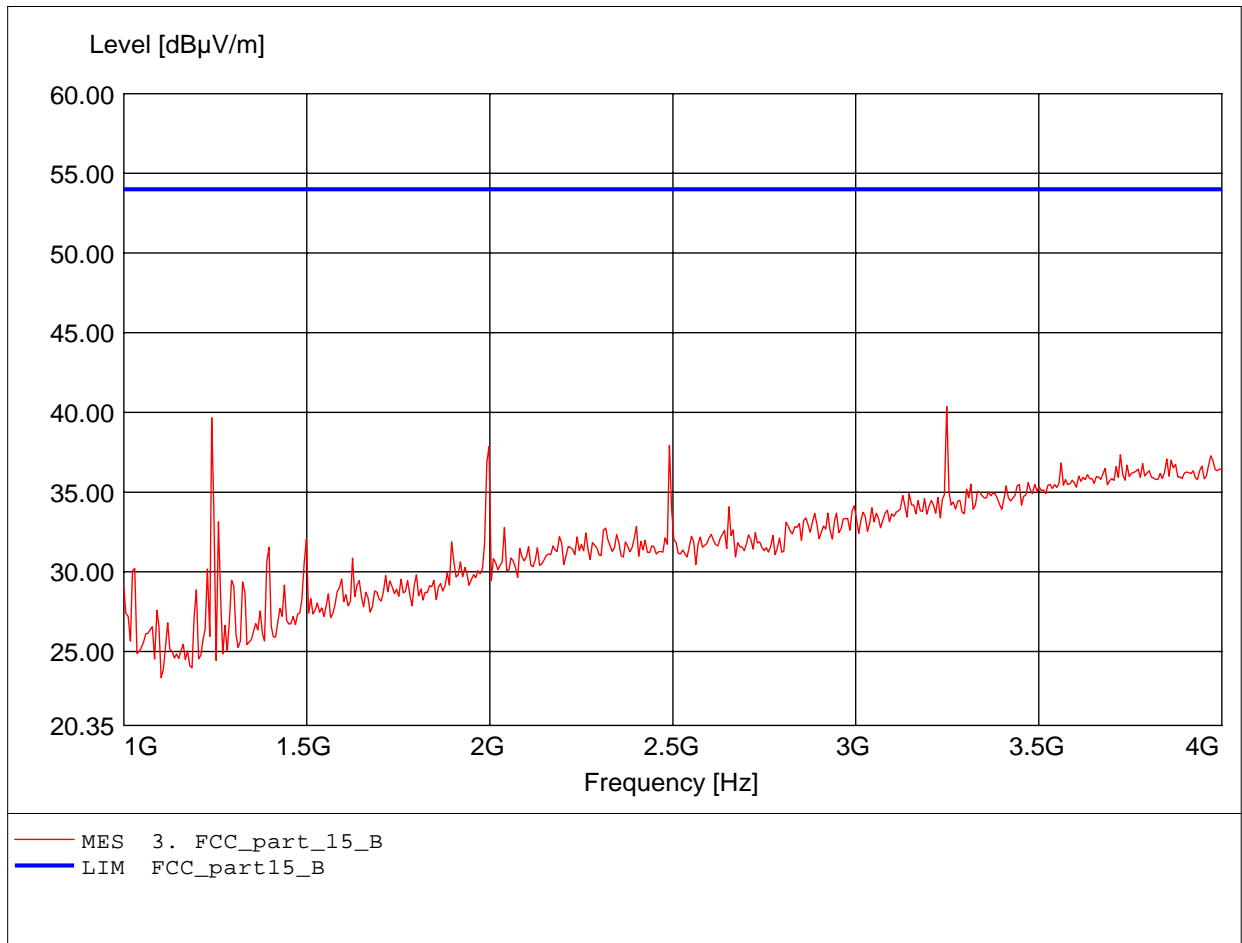
Order Number: W6M20703-7950 802.11n (40M) ch4
Test Site / Operator: ETS / Derek
Temperature: Temp.: 23.9°C
Test Specification: according to subpart B / LP 0002
Comment 1: Ant.: HL 223, ampl.
Freq:955.110MHz Emax:36.82dBμV/m RBW: 100 kHz



Field Strength under normal conditions

FCC RULES PART 15, SUBPART B / LP 0002

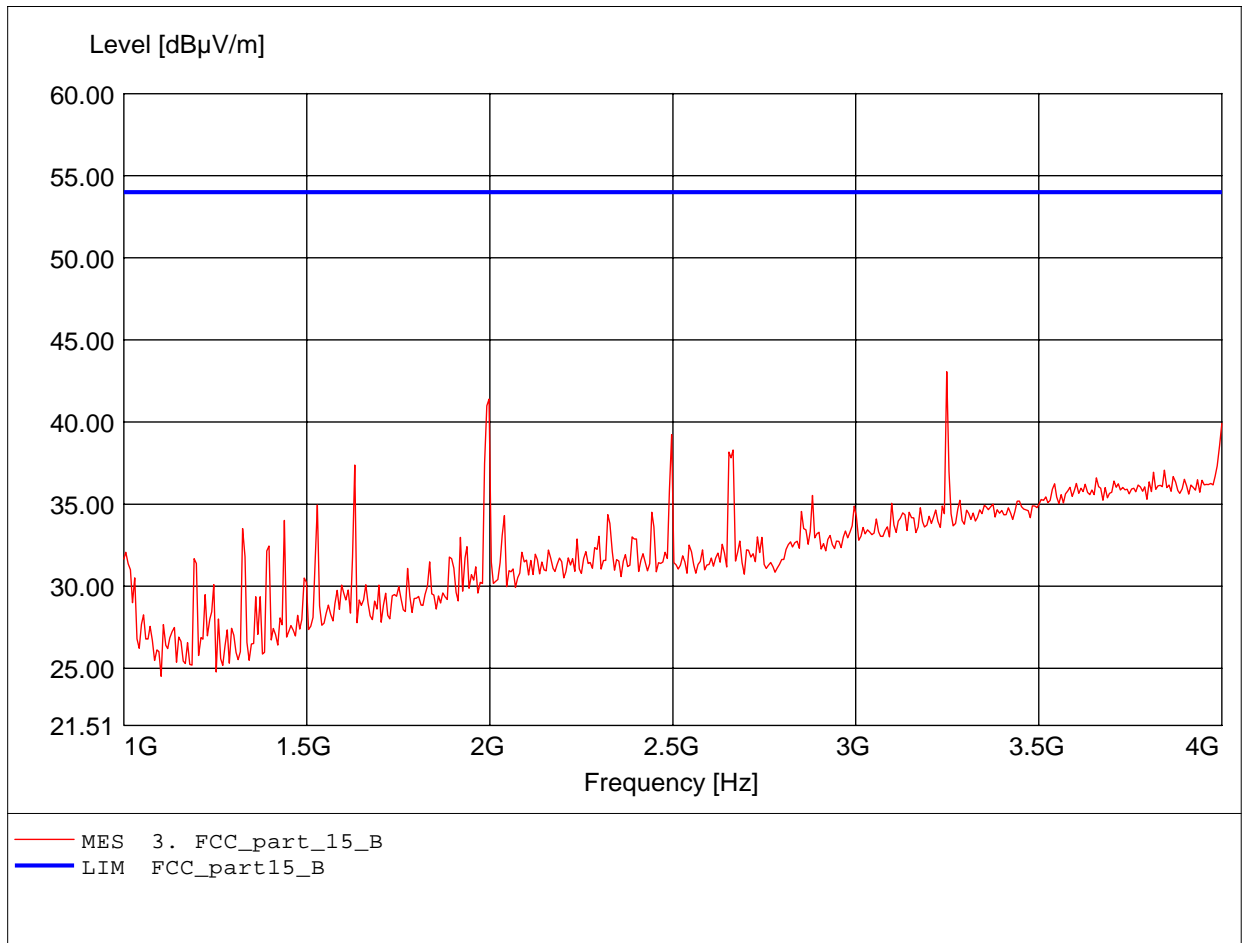
Order Number: W6M20703-7950 802.11n (40M) ch4
Test Site / Operator: ETS / Derek
Temperature: Temp.: 23.9°C
Test Specification: according to subpart B / LP 0002
Comment 1: Ant.: HL25, ampl.
Freq:3.248GHz Emax:40.36dBµV/m RBW: 1 MHz



Field Strength under normal conditions

FCC RULES PART 15, SUBPART B / LP 0002

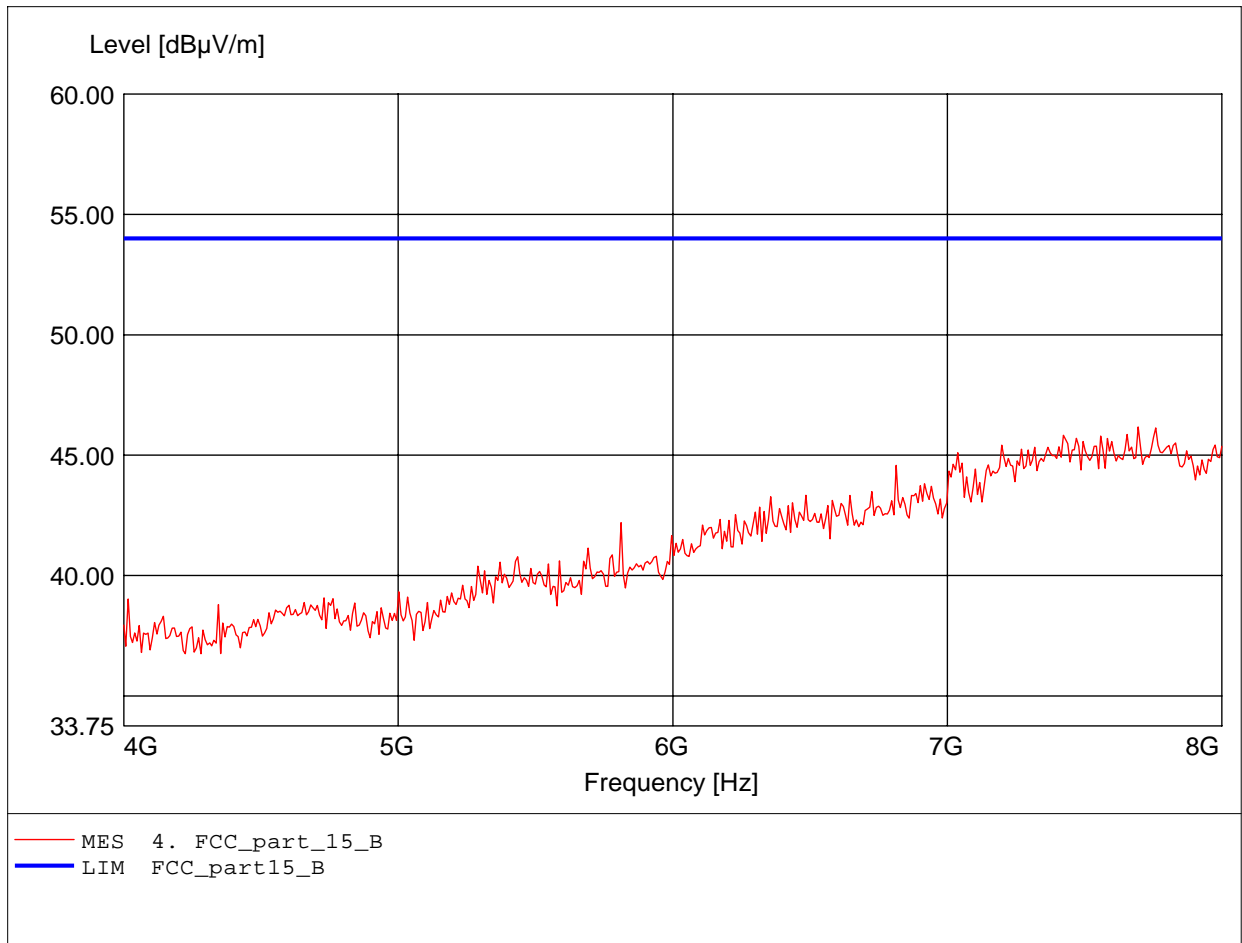
Order Number: W6M20703-7950 802.11n (40M) ch4
Test Site / Operator: ETS / Derek
Temperature: Temp.: 23.9°C
Test Specification: according to subpart B / LP 0002
Comment 1: Ant.: HL25, ampl.
Freq:3.248GHz Emax:43.06dBμV/m RBW: 1 MHz



Field Strength under normal conditions

FCC RULES PART 15, SUBPART B / LP 0002

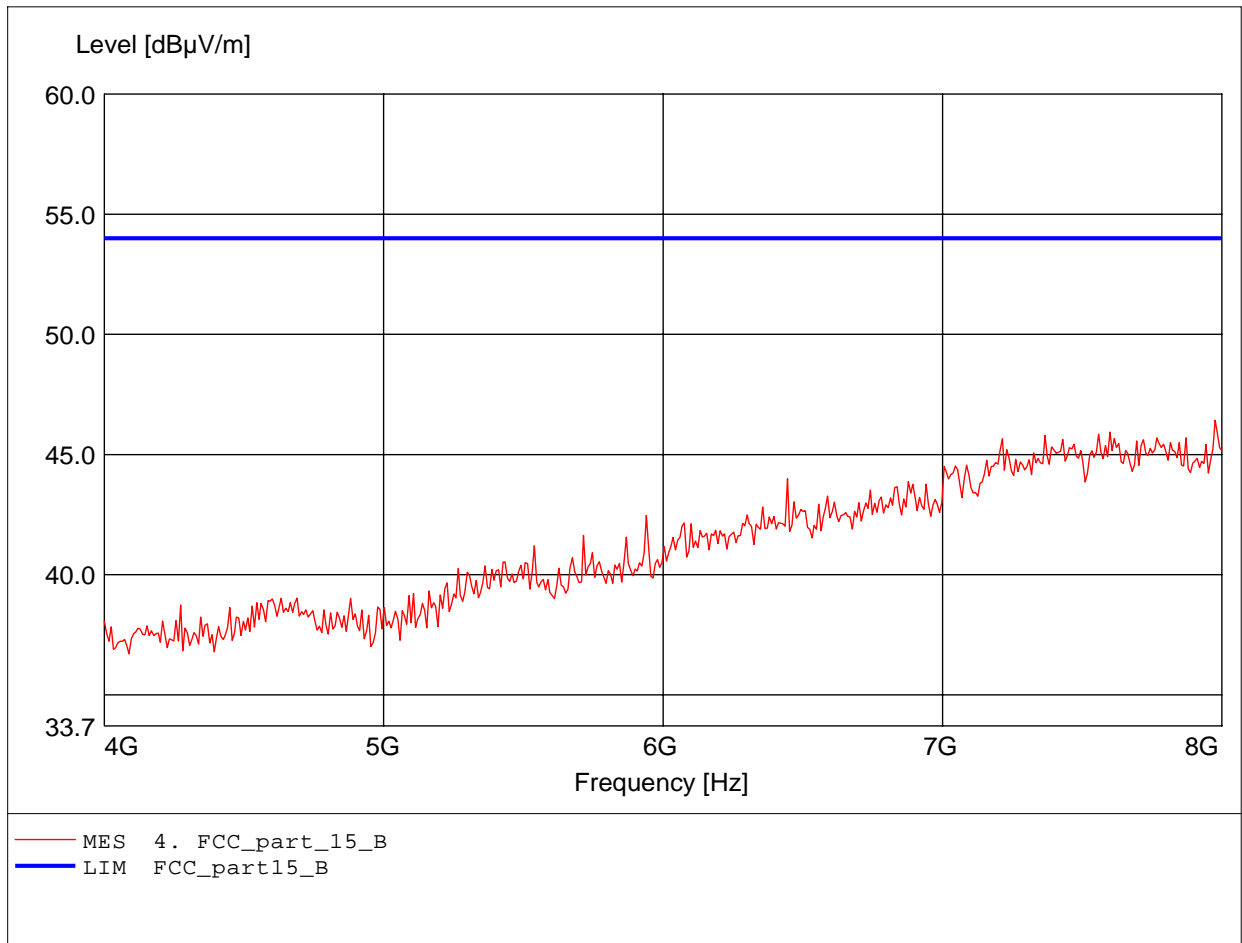
Order Number: W6M20703-7950 802.11n (40M) ch4
Test Site / Operator: ETS / Derek
Temperature: Temp.: 23.9°C
Test Specification: according to subpart B / LP 0002
Comment 1: Ant.: HL25, ampl.
Freq:7.695GHz Emax:46.17dBμV/m RBW: 1 MHz



Field Strength under normal conditions

FCC RULES PART 15, SUBPART B / LP 0002

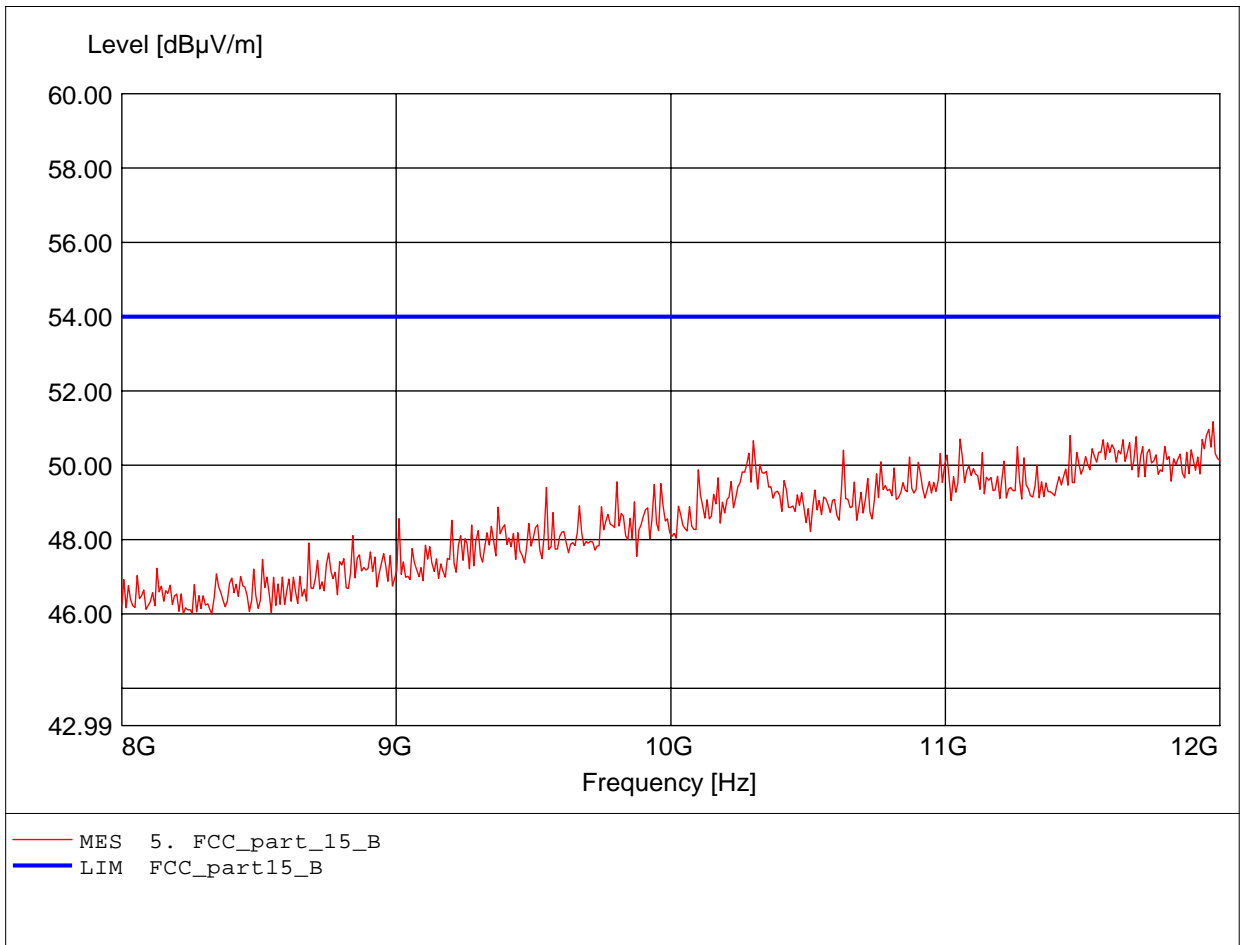
Order Number: W6M20703-7950 802.11n (40M) ch4
Test Site / Operator: ETS / Derek
Temperature: Temp.: 23.9°C
Test Specification: according to subpart B / LP 0002
Comment 1: Ant.: HL25, ampl.
Freq:7.976GHz Emax:46.43dBµV/m RBW: 1 MHz



Field Strength under normal conditions

FCC RULES PART 15, SUBPART B / LP 0002

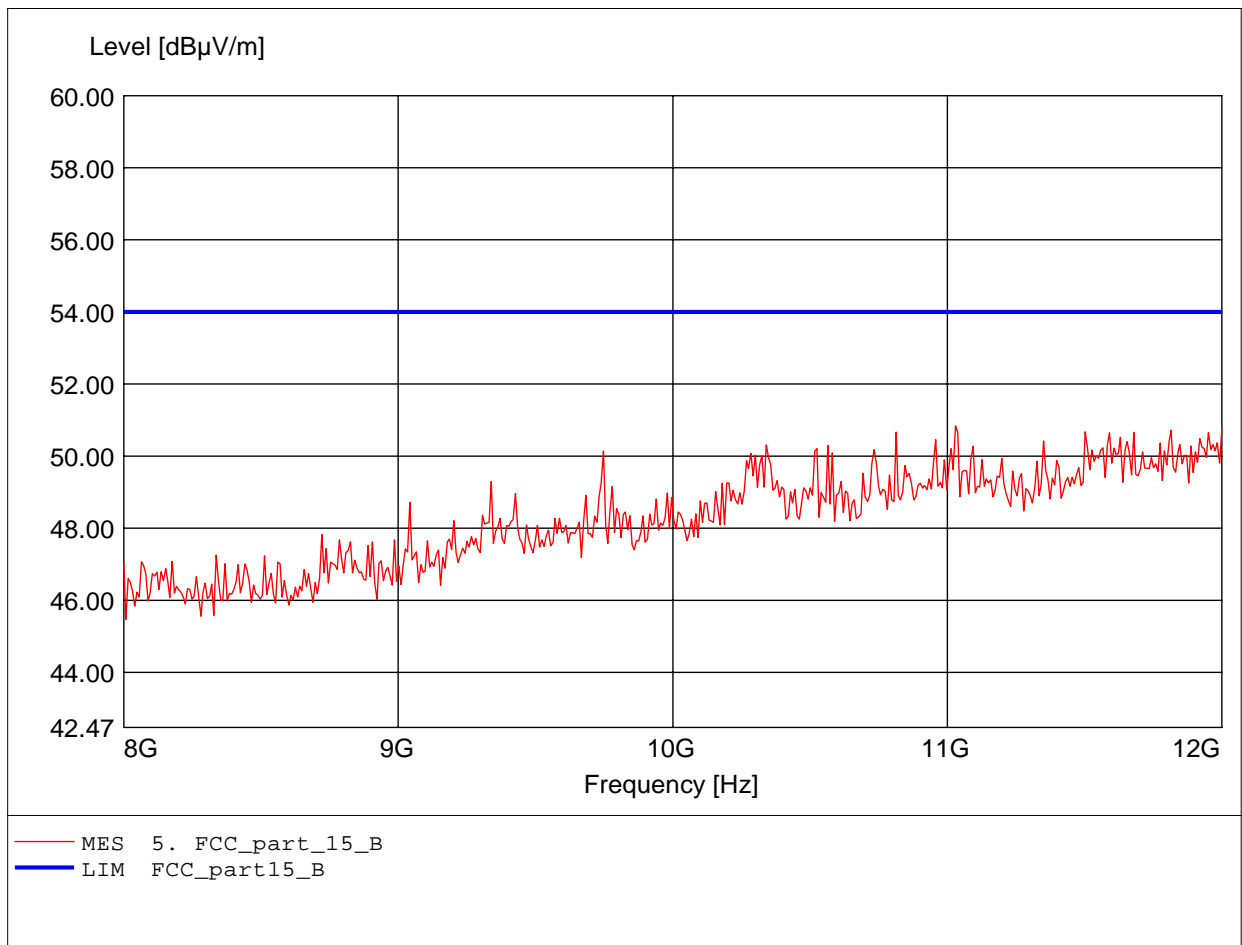
Order Number: W6M20703-7950 802.11n (40M) ch4
Test Site / Operator: ETS / Derek
Temperature: Temp.: 23.9°C
Test Specification: according to subpart B / LP 0002
Comment 1: Ant.: HL25, ampl.
Freq:11.976GHz Emax:51.17dBμV/m RBW: 1 MHz



Field Strength under normal conditions

FCC RULES PART 15, SUBPART B / LP 0002

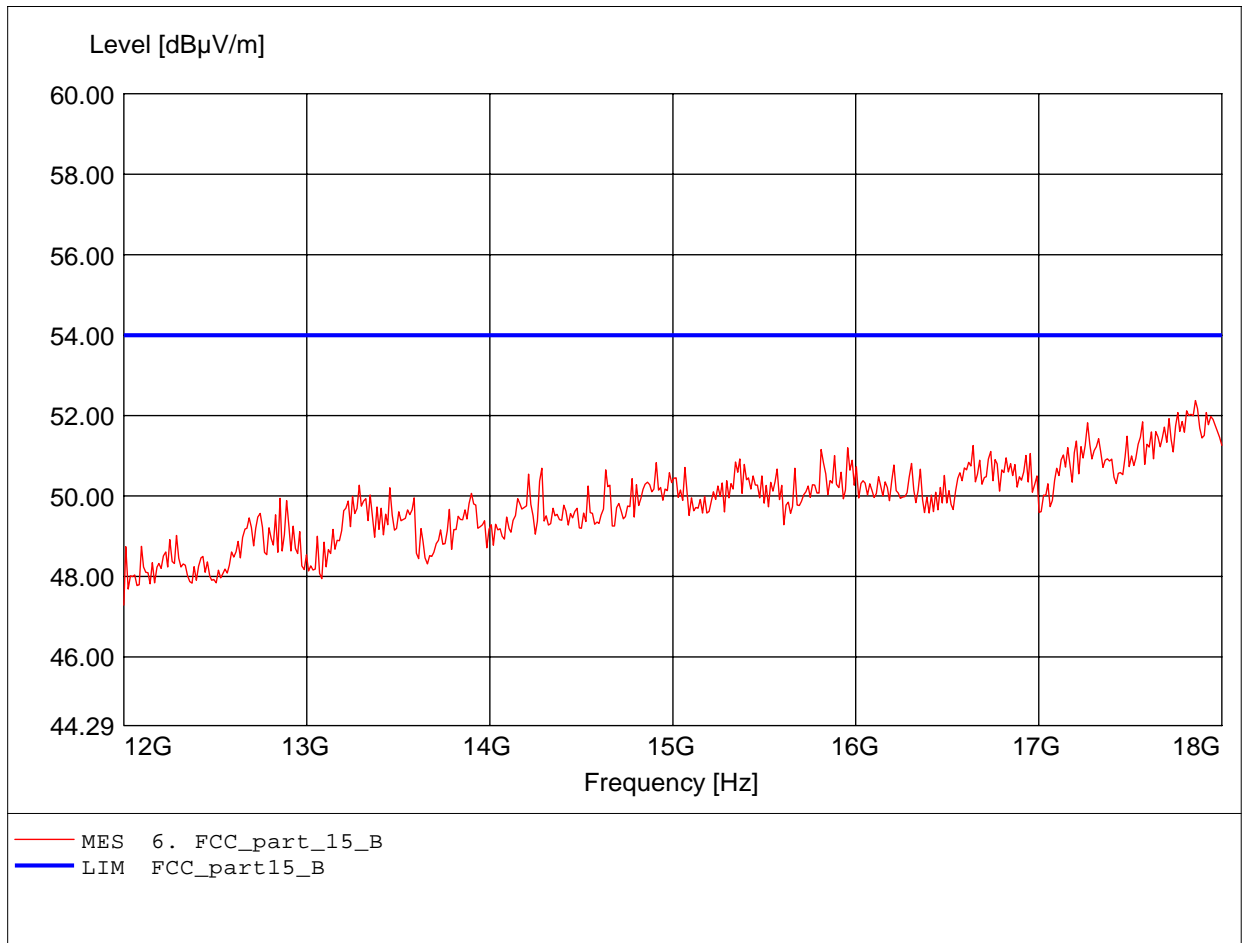
Order Number: W6M20703-7950 802.11n (40M) ch4
Test Site / Operator: ETS / Derek
Temperature: Temp.: 23.9°C
Test Specification: according to subpart B / LP 0002
Comment 1: Ant.: HL25, ampl.
Freq:11.030GHz Emax:50.84dBuV/m RBW: 1 MHz



Field Strength under normal conditions

FCC RULES PART 15, SUBPART B / LP 0002

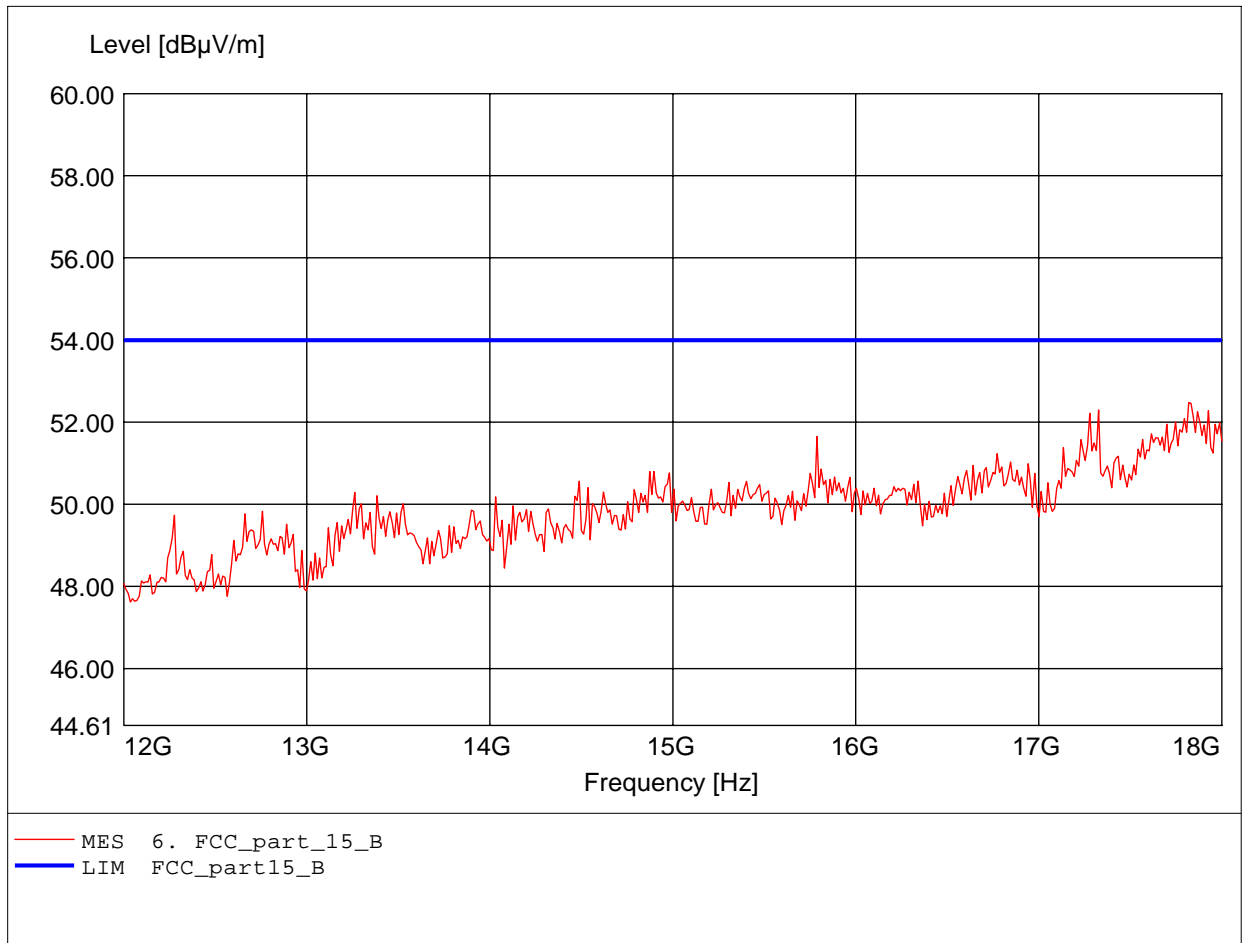
Order Number: W6M20703-7950 802.11n (40M) ch4
Test Site / Operator: ETS / Derek
Temperature: Temp.: 23.9°C
Test Specification: according to subpart B / LP 0002
Comment 1: Ant.: HL25, ampl.
Freq:17.856GHz Emax:52.37dBμV/m RBW: 1 MHz



Field Strength under normal conditions

FCC RULES PART 15, SUBPART B / LP 0002

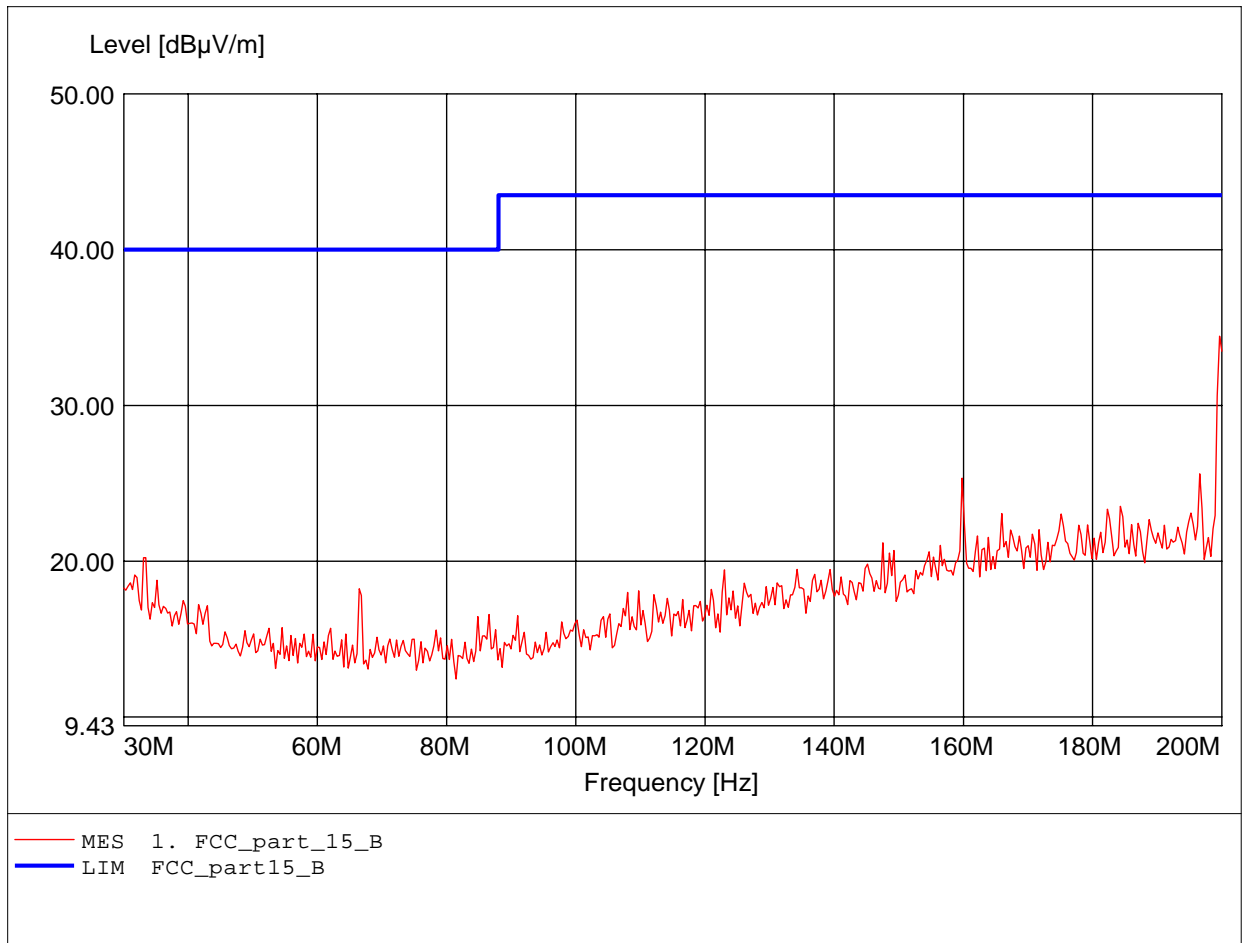
Order Number: W6M20703-7950 802.11n (40M) ch4
Test Site / Operator: ETS / Derek
Temperature: Temp.: 23.9°C
Test Specification: according to subpart B / LP 0002
Comment 1: Ant.: HL25, ampl.
Freq:17.820GHz Emax:52.48dBμV/m RBW: 1 MHz



Field Strength under normal conditions

FCC RULES PART 15, SUBPART B / LP 0002

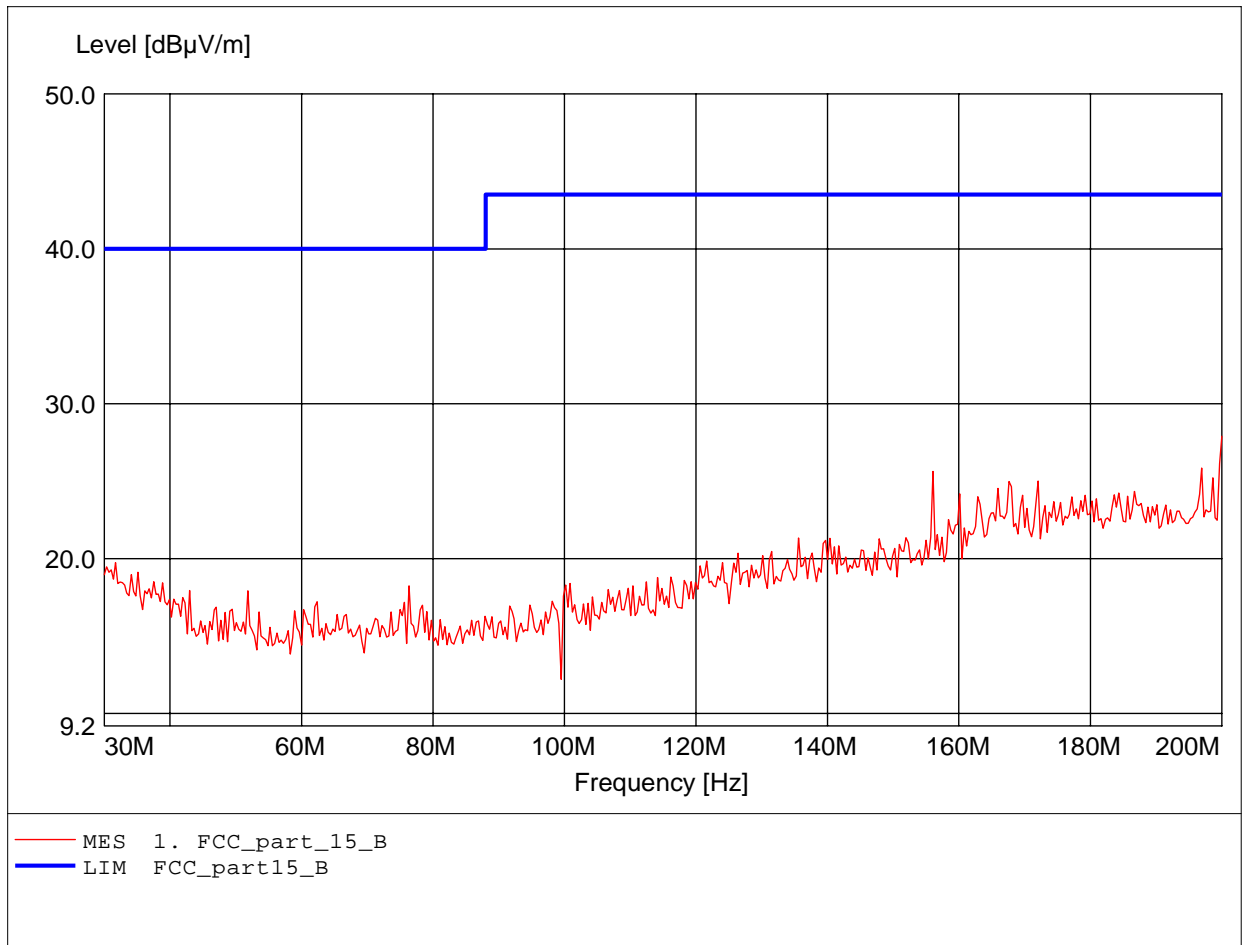
Order Number: W6M20703-7950 802.11n (40M) ch7
Test Site / Operator: ETS / Derek
Temperature: Temp.: 23.9°C
Test Specification: according to subpart B / LP 0002
Comment 1: Ant.: HK 116
Freq:199.659MHz Emax:34.44dBμV/m RBW: 100 kHz



Field Strength under normal conditions

FCC RULES PART 15, SUBPART B / LP 0002

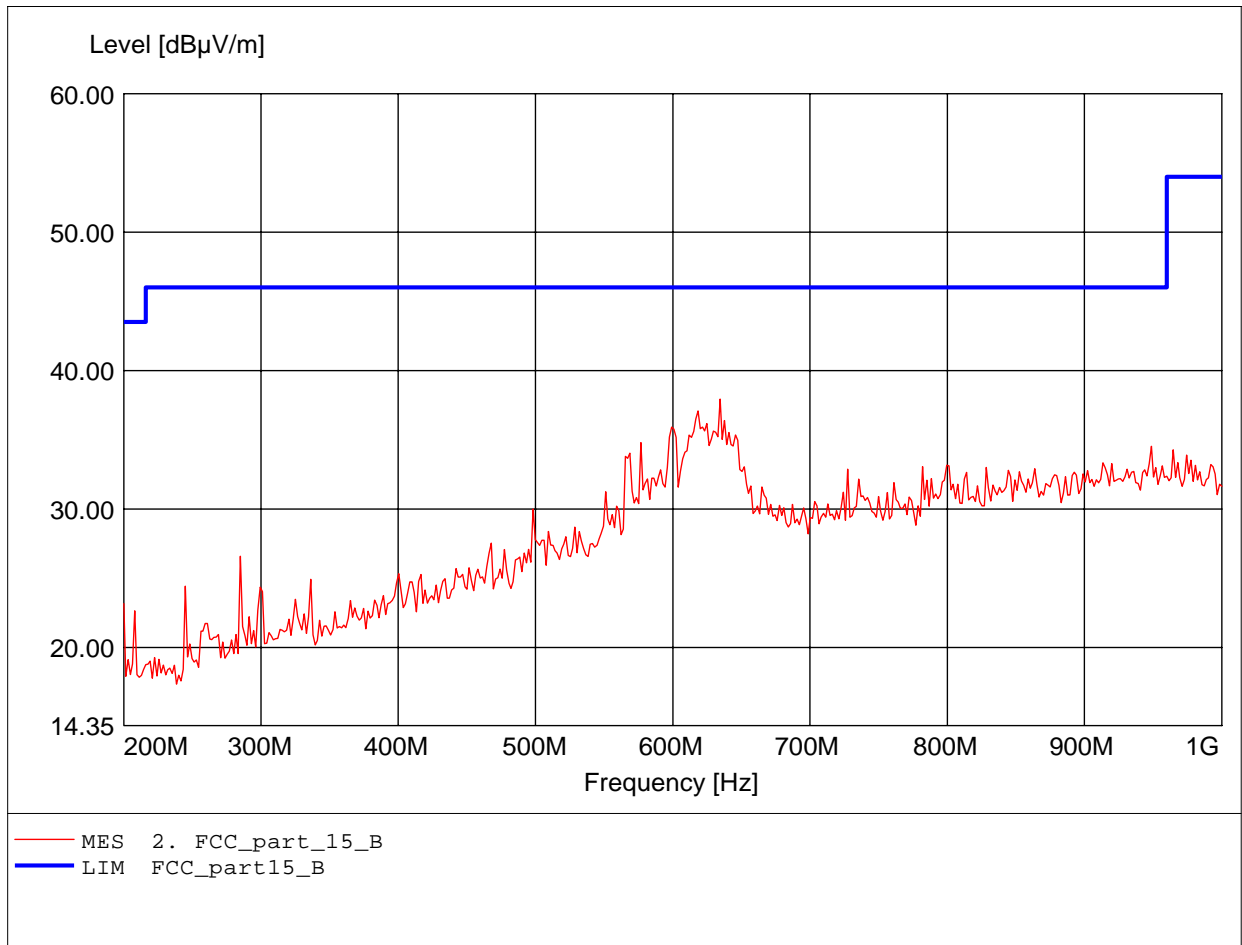
Order Number: W6M20703-7950 802.11n (40M) ch7
Test Site / Operator: ETS / Derek
Temperature: Temp.: 23.9°C
Test Specification: according to subpart B / LP 0002
Comment 1: Ant.: HK 116
Freq:200.000MHz Emax:27.91dBµV/m RBW: 100 kHz



Field Strength under normal conditions

FCC RULES PART 15, SUBPART B / LP 0002

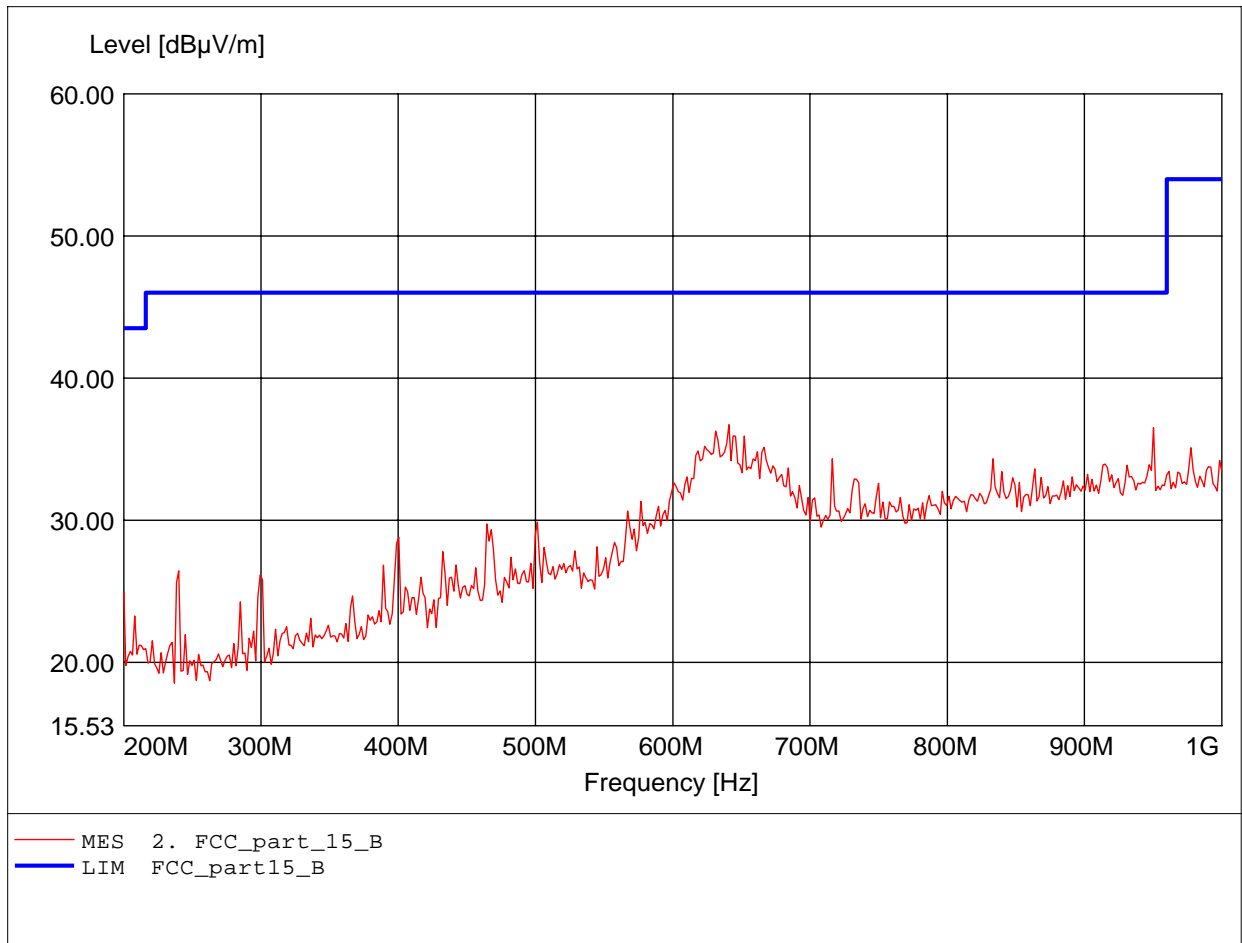
Order Number: W6M20703-7950 802.11n (40M) ch7
Test Site / Operator: ETS / Derek
Temperature: Temp.: 23.9°C
Test Specification: according to subpart B / LP 0002
Comment 1: Ant.: HL 223, ampl.
Freq:634.469MHz Emax:37.95dBμV/m RBW: 100 kHz



Field Strength under normal conditions

FCC RULES PART 15, SUBPART B / LP 0002

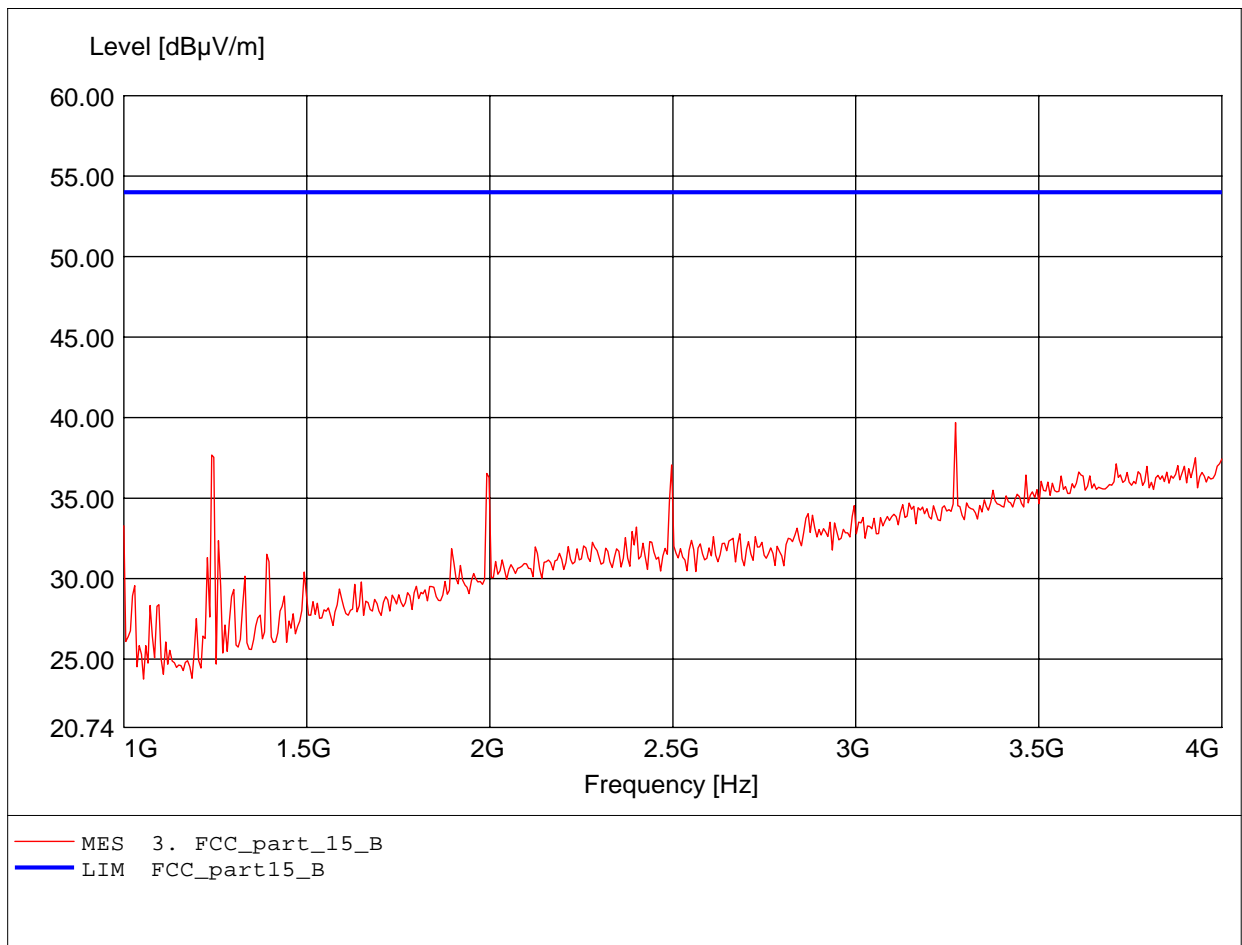
Order Number: W6M20703-7950 802.11n (40M) ch7
Test Site / Operator: ETS / Derek
Temperature: Temp.: 23.9°C
Test Specification: according to subpart B / LP 0002
Comment 1: Ant.: HL 223, ampl.
Freq:640.882MHz Emax:36.73dBμV/m RBW: 100 kHz



Field Strength under normal conditions

FCC RULES PART 15, SUBPART B / LP 0002

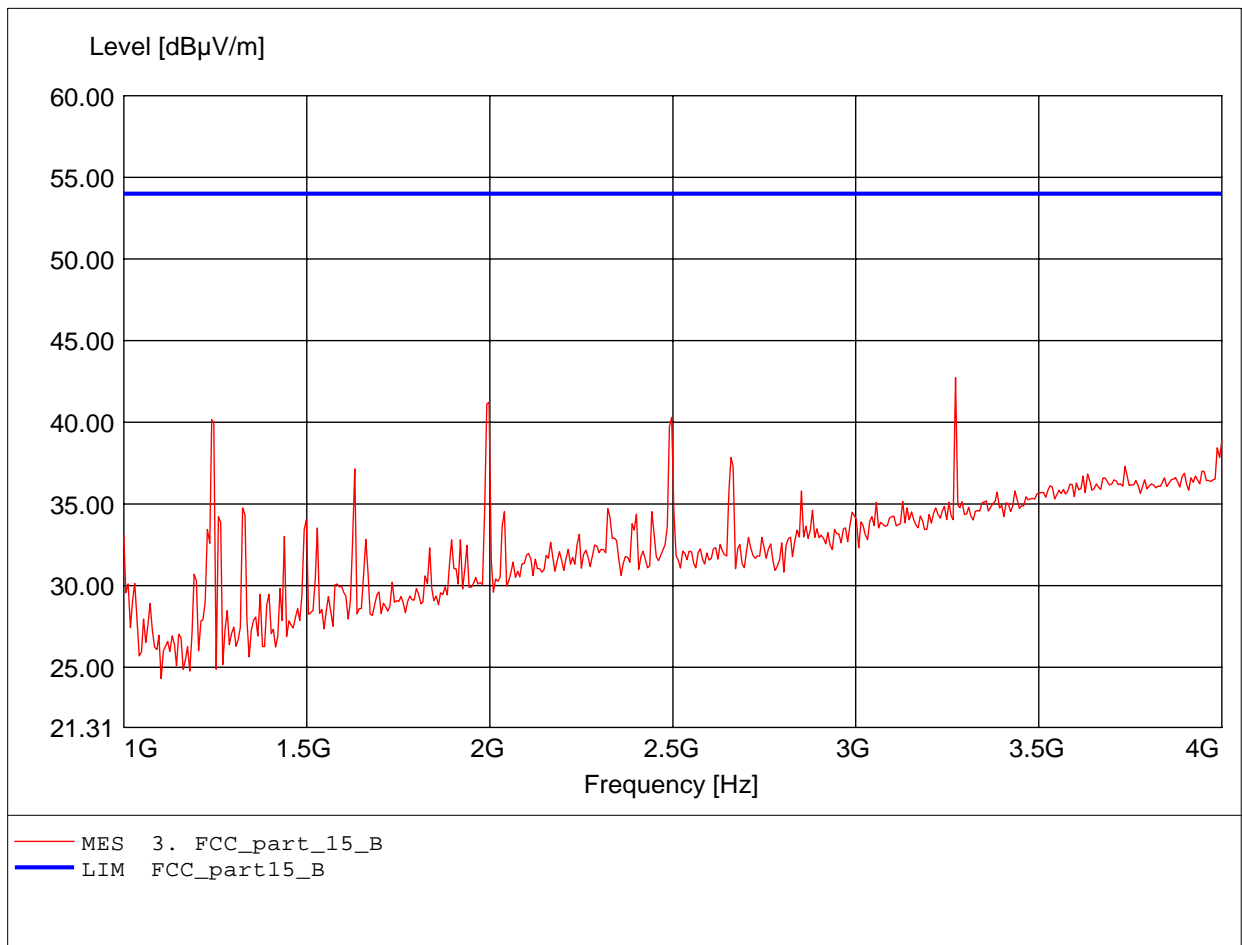
Order Number: W6M20703-7950 802.11n (40M) ch7
Test Site / Operator: ETS / Derek
Temperature: Temp.: 23.9°C
Test Specification: according to subpart B / LP 0002
Comment 1: Ant.: HL25, ampl.
Freq:3.273GHz Emax:39.69dBμV/m RBW: 1 MHz



Field Strength under normal conditions

FCC RULES PART 15, SUBPART B / LP 0002

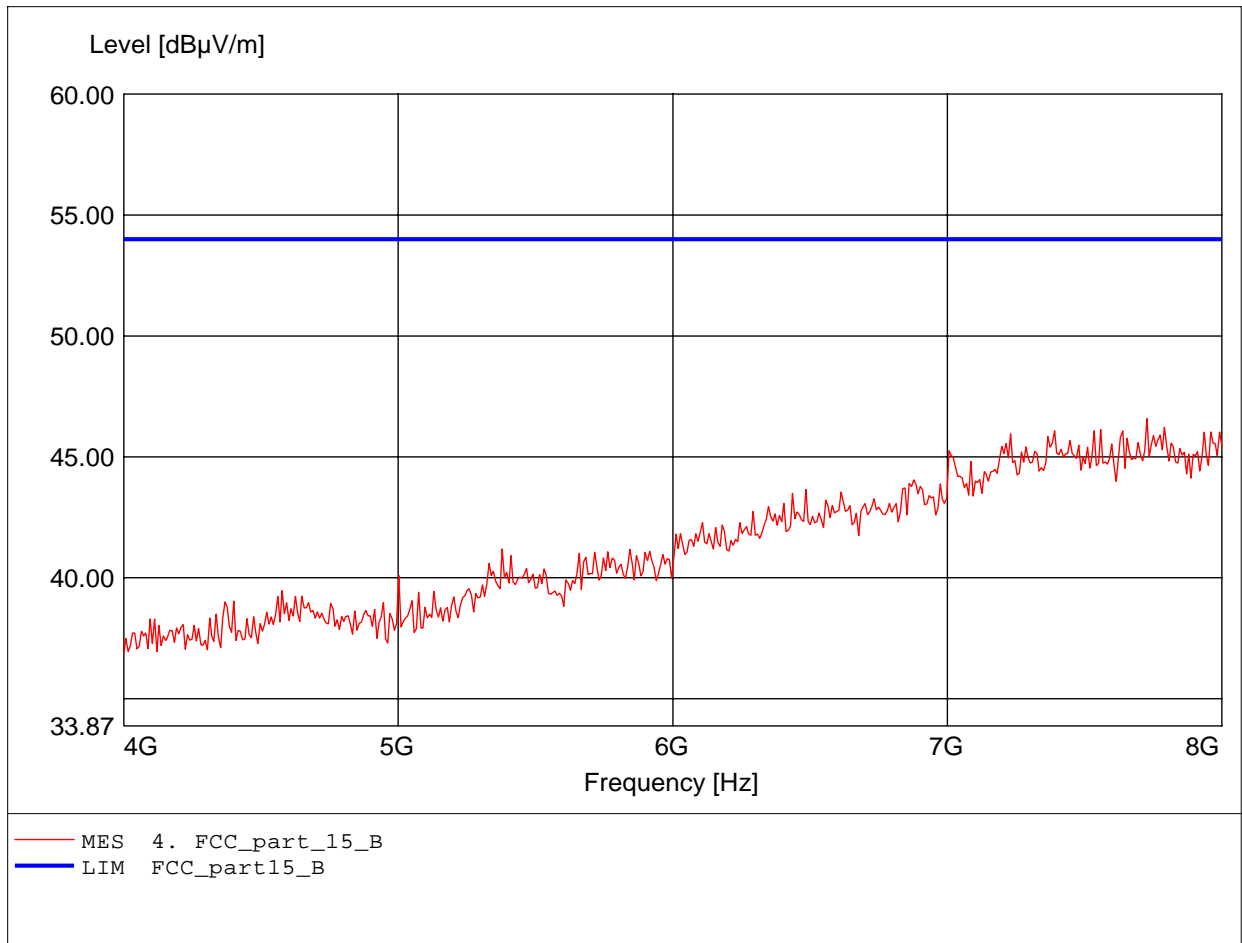
Order Number: W6M20703-7950 802.11n (40M) ch7
Test Site / Operator: ETS / Derek
Temperature: Temp.: 23.9°C
Test Specification: according to subpart B / LP 0002
Comment 1: Ant.: HL25, ampl.
Freq:3.273GHz Emax:42.74dBμV/m RBW: 1 MHz



Field Strength under normal conditions

FCC RULES PART 15, SUBPART B / LP 0002

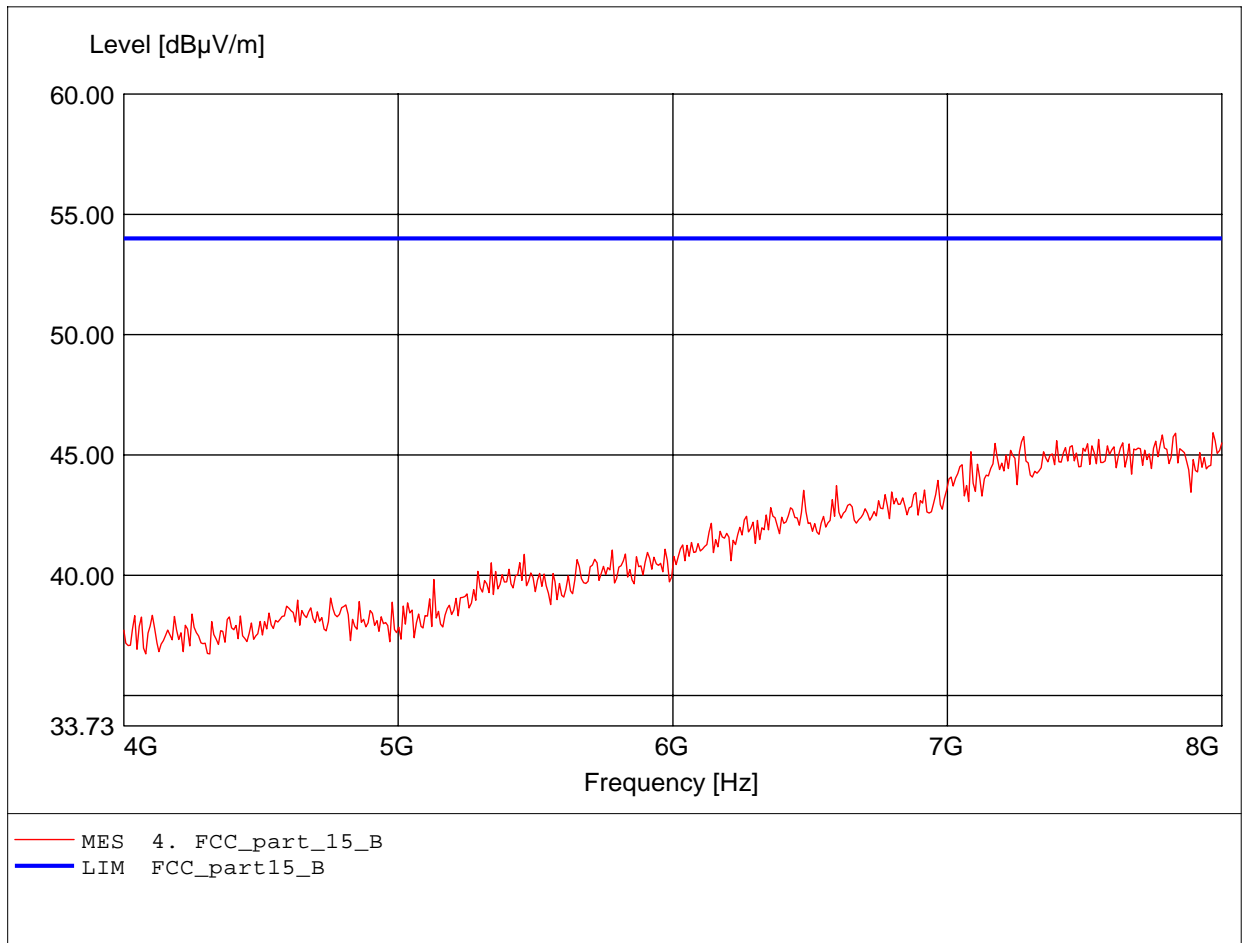
Order Number: W6M20703-7950 802.11n (40M) ch7
Test Site / Operator: ETS / Derek
Temperature: Temp.: 23.9°C
Test Specification: according to subpart B / LP 0002
Comment 1: Ant.: HL25, ampl.
Freq:7.727GHz Emax:46.57dBµV/m RBW: 1 MHz



Field Strength under normal conditions

FCC RULES PART 15, SUBPART B / LP 0002

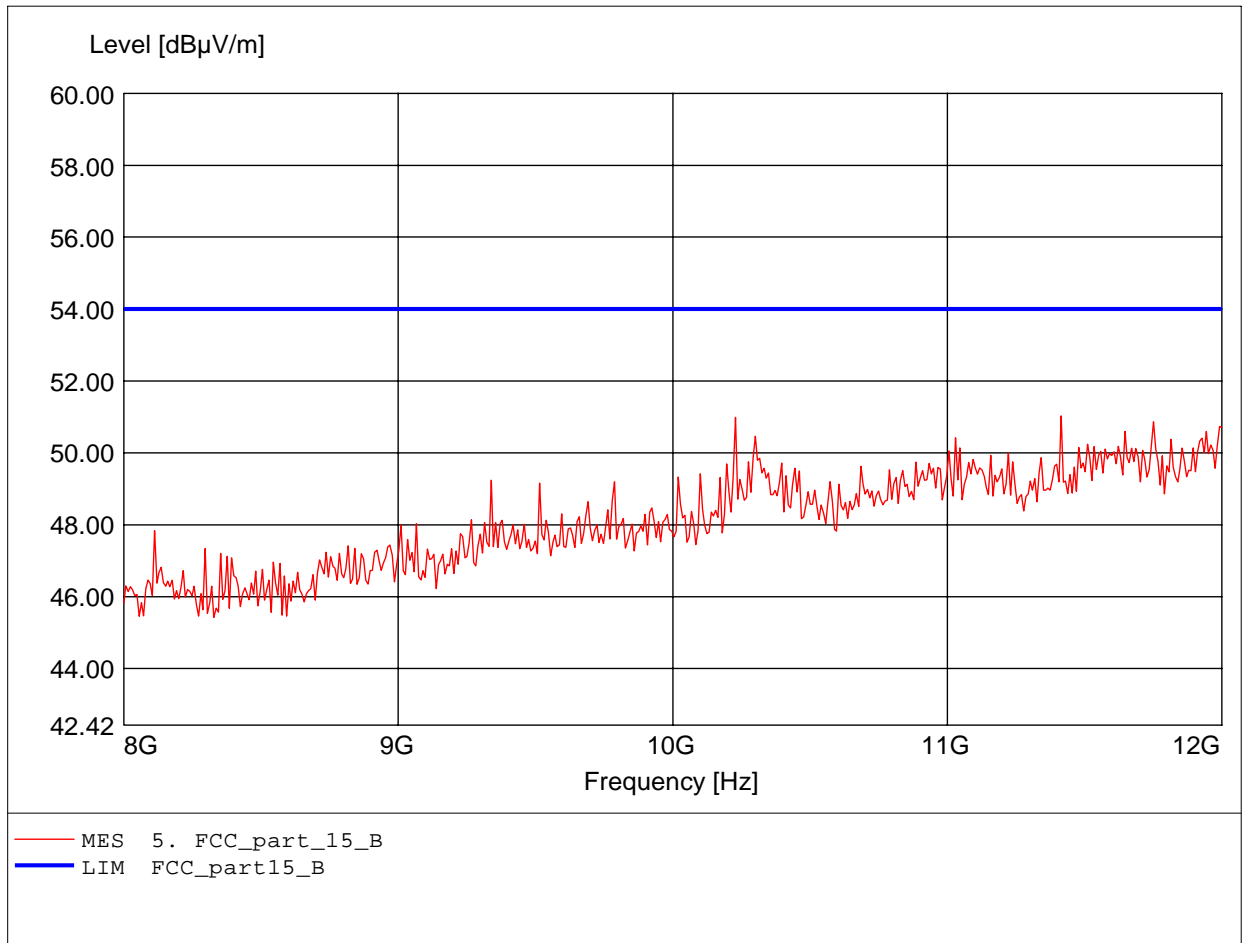
Order Number: W6M20703-7950 802.11n (40M) ch7
Test Site / Operator: ETS / Derek
Temperature: Temp.: 23.9°C
Test Specification: according to subpart B / LP 0002
Comment 1: Ant.: HL25, ampl.
Freq:7.968GHz Emax:45.93dBμV/m RBW: 1 MHz



Field Strength under normal conditions

FCC RULES PART 15, SUBPART B / LP 0002

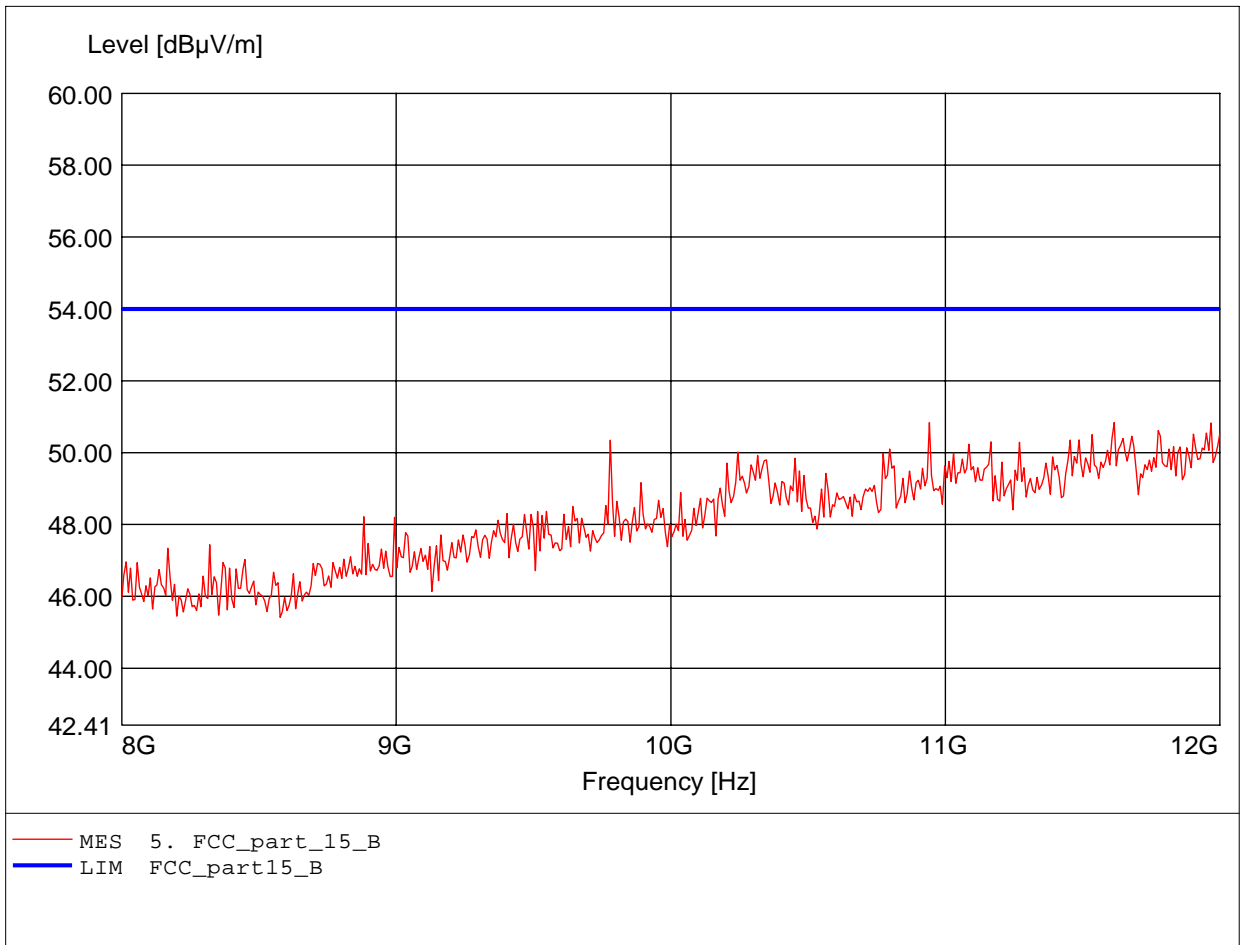
Order Number: W6M20703-7950 802.11n (40M) ch7
Test Site / Operator: ETS / Derek
Temperature: Temp.: 23.9°C
Test Specification: according to subpart B / LP 0002
Comment 1: Ant.: HL25, ampl.
Freq:11.415GHz Emax:51.03dBµV/m RBW: 1 MHz



Field Strength under normal conditions

FCC RULES PART 15, SUBPART B / LP 0002

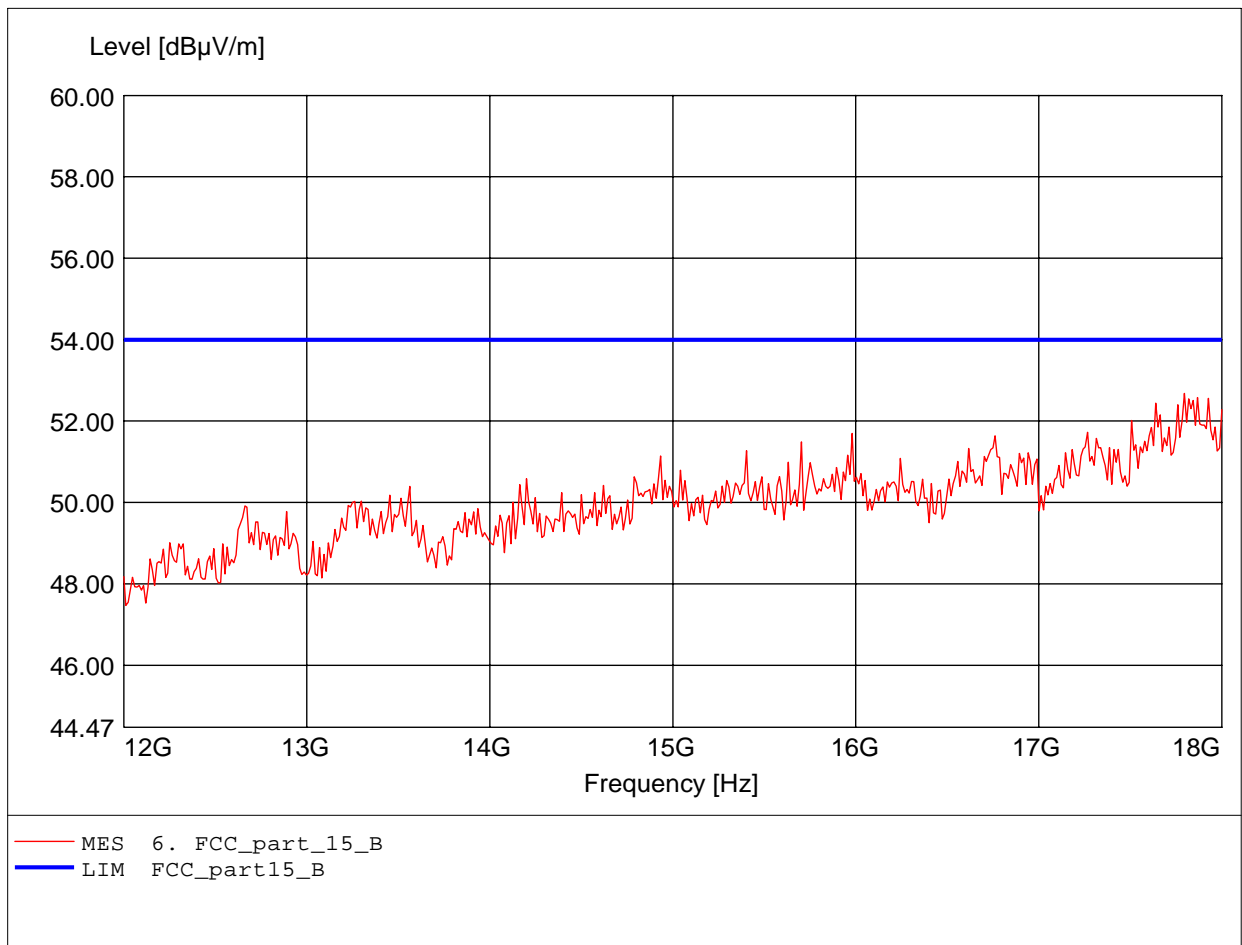
Order Number: W6M20703-7950 802.11n (40M) ch7
Test Site / Operator: ETS / Derek
Temperature: Temp.: 23.9°C
Test Specification: according to subpart B / LP 0002
Comment 1: Ant.: HL25, ampl.
Freq:11.615GHz Emax:50.84dBμV/m RBW: 1 MHz



Field Strength under normal conditions

FCC RULES PART 15, SUBPART B / LP 0002

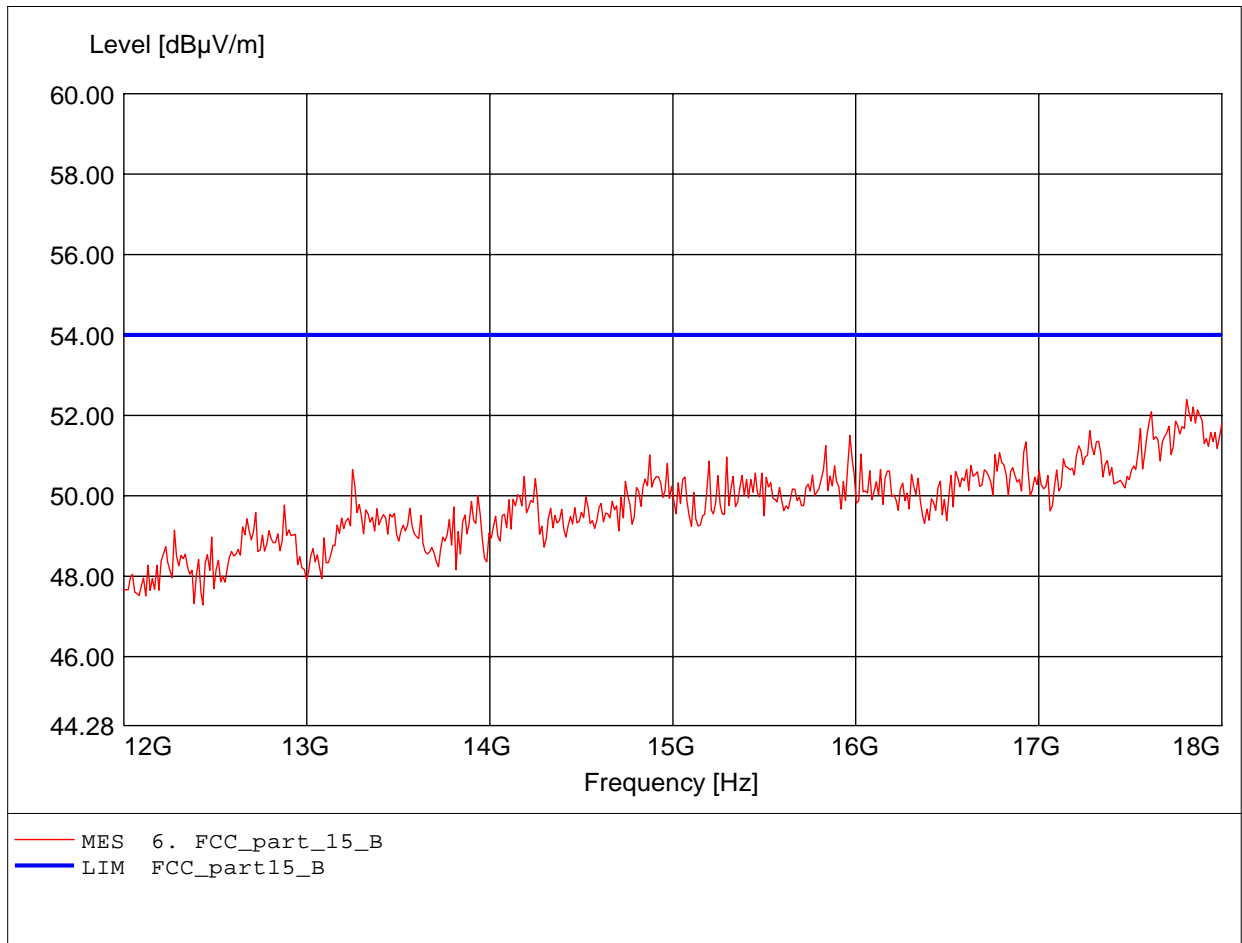
Order Number: W6M20703-7950 802.11n (40M) ch7
Test Site / Operator: ETS / Derek
Temperature: Temp.: 23.9°C
Test Specification: according to subpart B / LP 0002
Comment 1: Ant.: HL25, ampl.
Freq:17.796GHz Emax:52.68dBμV/m RBW: 1 MHz



Field Strength under normal conditions

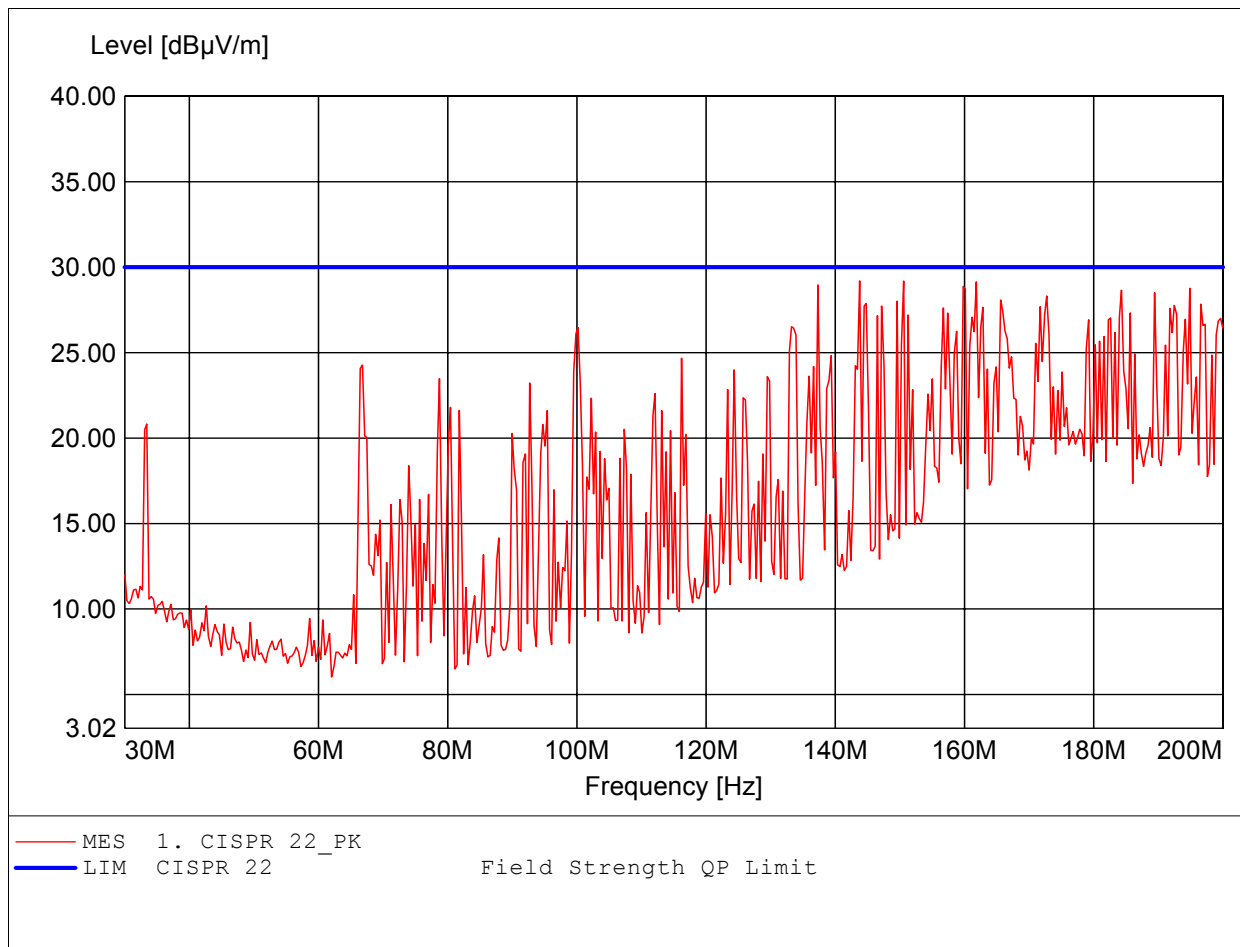
FCC RULES PART 15, SUBPART B / LP 0002

Order Number: W6M20703-7950 802.11n (40M) ch7
Test Site / Operator: ETS / Derek
Temperature: Temp.: 23.9°C
Test Specification: according to subpart B / LP 0002
Comment 1: Ant.: HL25, ampl.
Freq:17.808GHz Emax:52.40dBµV/m RBW: 1 MHz



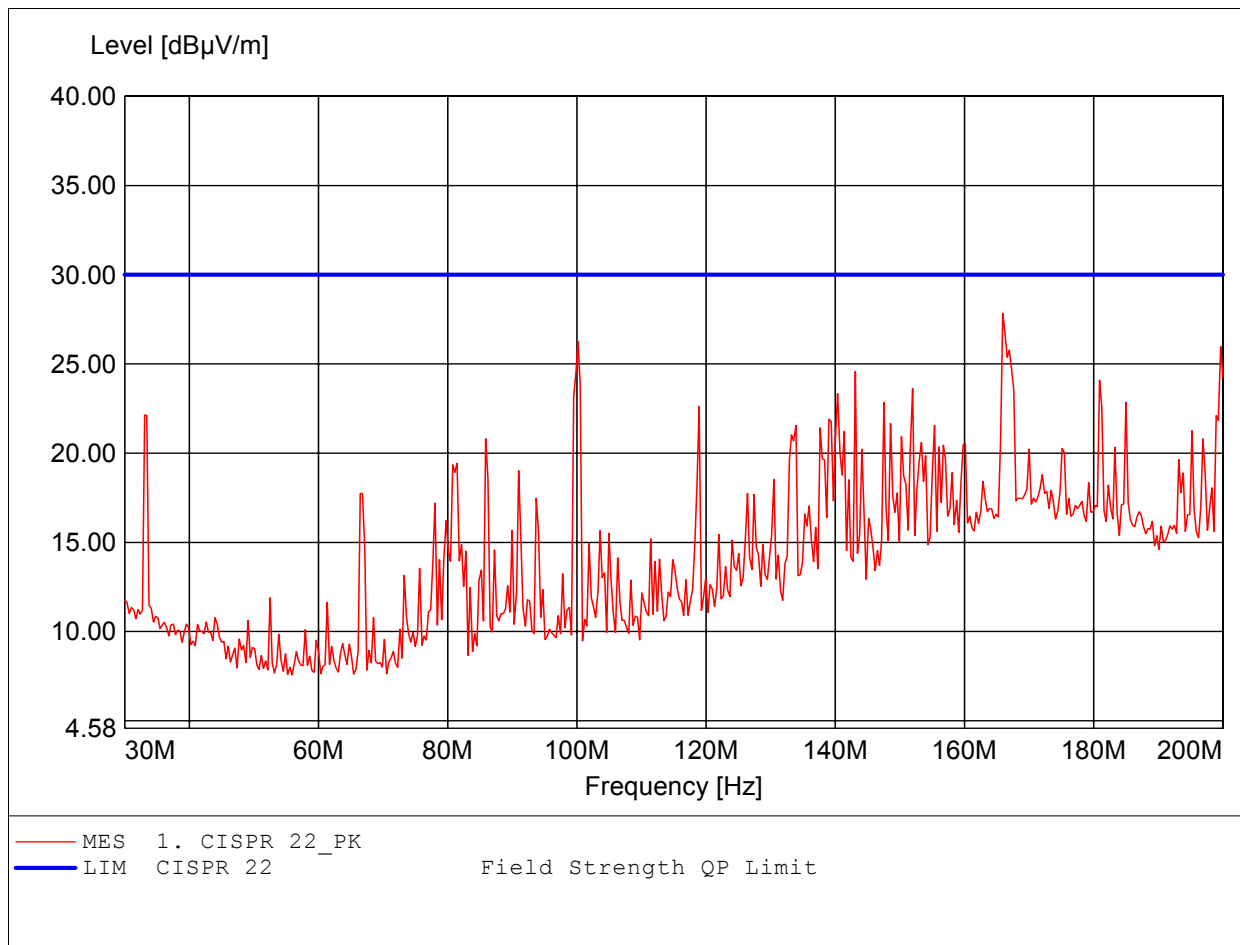
Spurious emissions under normal conditions
in accordance to the CISPR 22

Order Number: W6M20703-7950
Test Site / Operator: ETS / Catey
Temperature: Temp.: 23.9°C
Test Specification: according to CISPR 22
Comment 1: Ant.: HK 116 , Peak detector
Freq:143.788MHz Emax:29.19dBµV/m RBW: 100 kHz



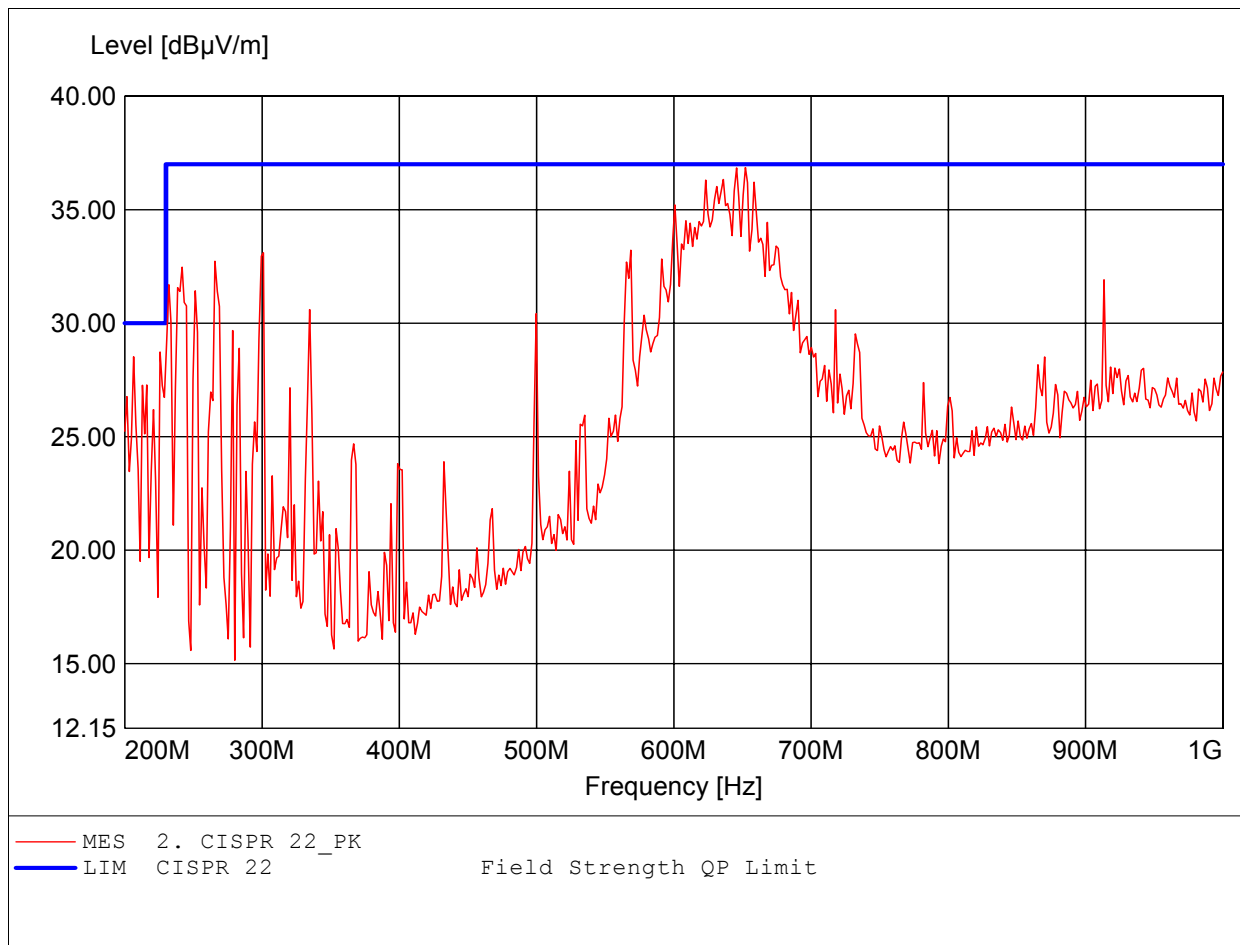
**Spurious emissions under normal conditions
in accordance to the CISPR 22**

Order Number: W6M20703-7950
Test Site / Operator: ETS / Catey
Temperature: Temp.: 23.9°C
Test Specification: according to CISPR 22
Comment 1: Ant.: HK 116 , Peak detector
Freq:165.932MHz Emax:27.84dBµV/m RBW: 100 kHz



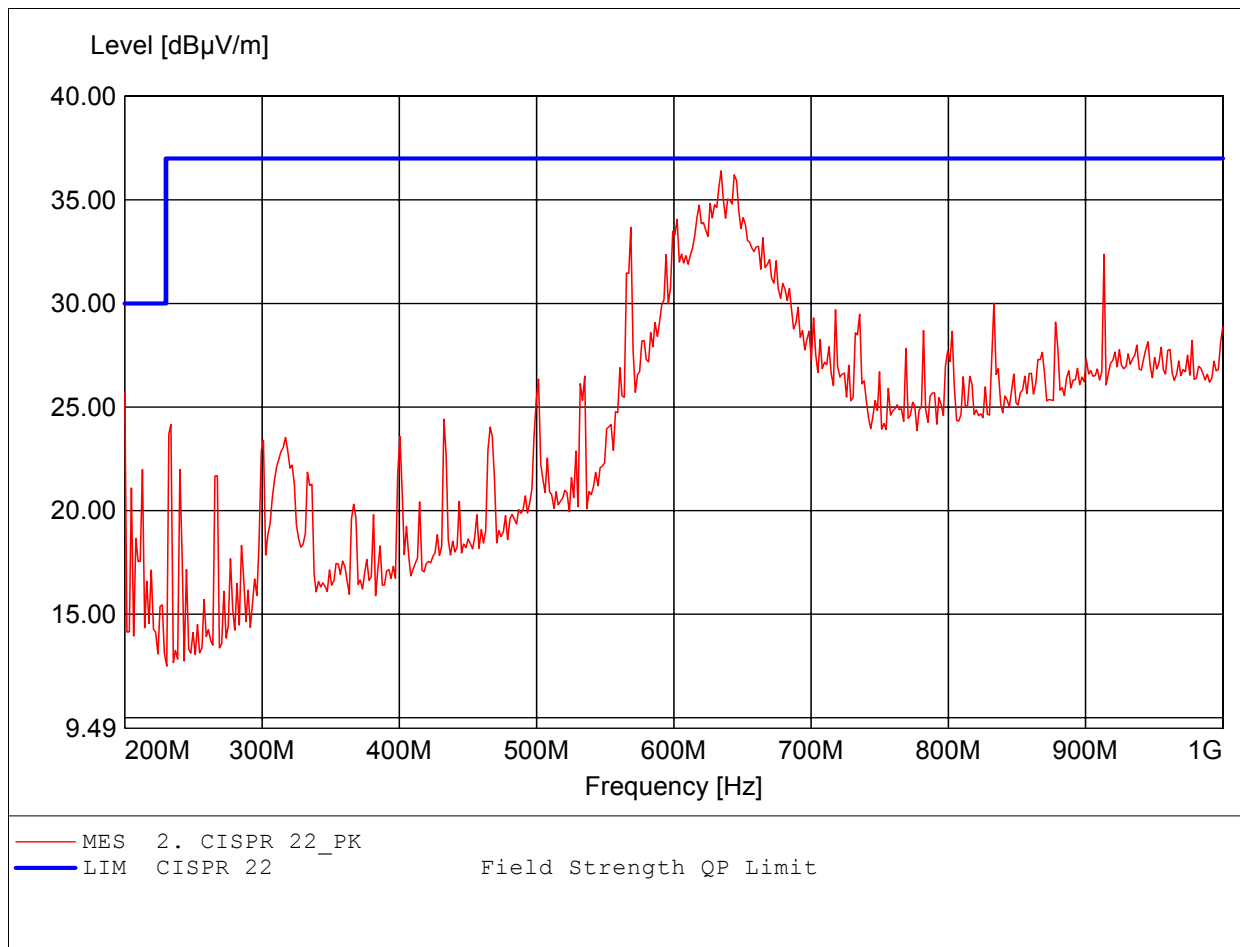
**Spurious emissions under normal conditions
in accordance to the CISPR 22**

Order Number: W6M20703-7950
Test Site / Operator: ETS / Catey
Temperature: Temp.: 23.9°C
Test Specification: according to CISPR 22
Comment 1: Ant.: HL 223 , Peak detector
Freq:652.104MHz Emax:36.86dBµV/m RBW: 100 kHz



**Spurious emissions under normal conditions
in accordance to the CISPR 22**

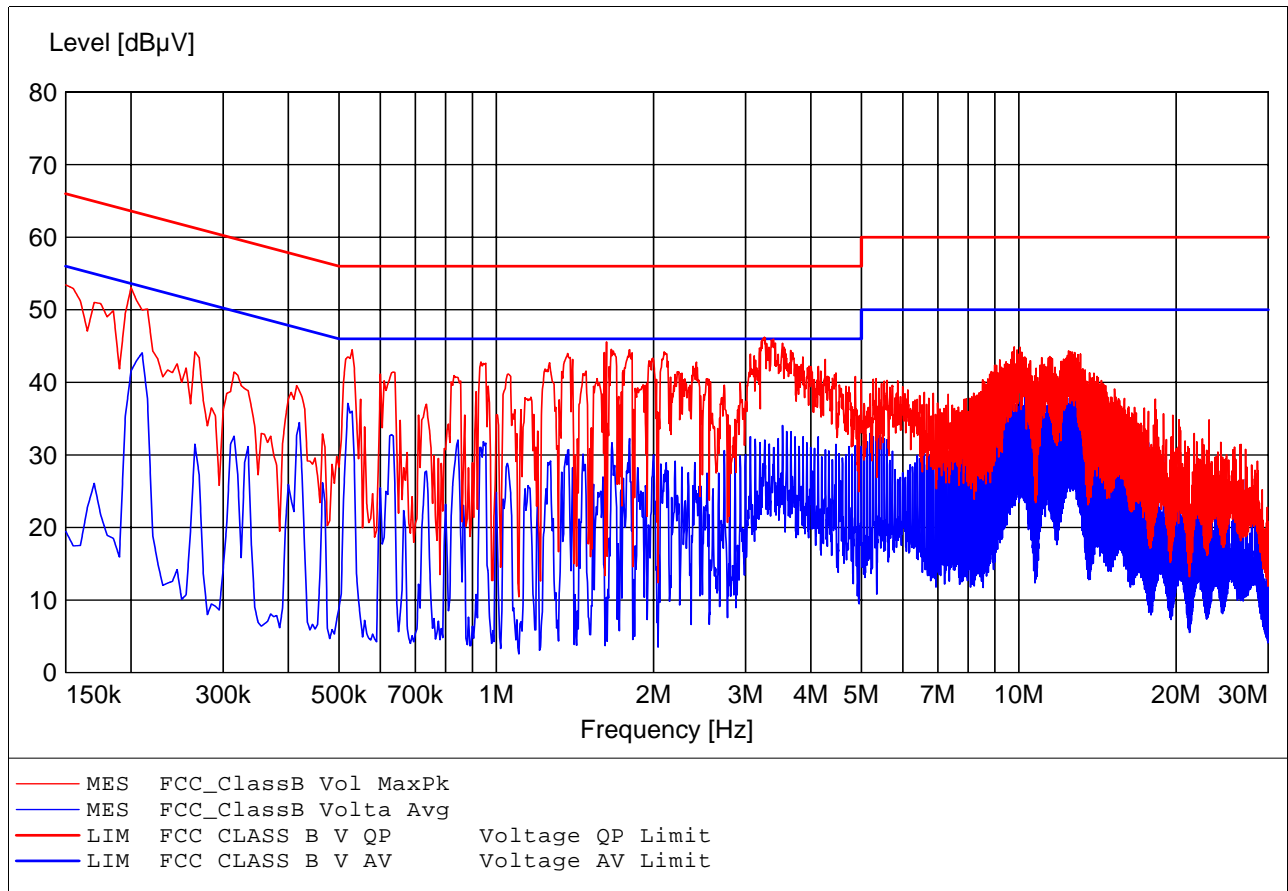
Order Number: W6M20703-7950
Test Site / Operator: ETS / Catey
Temperature: Temp.: 23.9°C
Test Specification: according to CISPR 22
Comment 1: Ant.: HL 223 , Peak detector
Freq:634.469MHz Emax:36.40dBµV/m RBW: 100 kHz



EMI voltage test in the ac-mains according to FCC Part 15

Class B

Order Number: W6M20703-7950
Operating Condition: Tnom: 23.9°C
Test Site: ETS
Operator: Catey
Test Specification: V-network: ESH3-Z5 N



EMI voltage test in the ac-mains according to FCC Part 15

Class B

Order Number: W6M20703-7950
Operating Condition: Tnom: 23.9°C
Test Site: ETS
Operator: Catey
Test Specification: V-network: ESH3-Z5 L1

