



ETS Dr.GenZ Taiwan PS Co., Ltd.

FCC Registration No.: 930600

Industry Canada filed test laboratory Reg. No. IC 5679

Accredited Testing Laboratory



A2LA Cert.No.: 2300.01

PTCRB Accredited Type Certification Test House


FCC

TEST - REPORT

FCC Part 15 C for IEEE 802.11 g device

FCC ID : RXZ-WM61RL


Test report no.: W6M20602-6575-C-2



Registration number: W6M20602-6575-C-2
 FCC ID: RXZ-WM61RL

TABLE OF CONTENTS

1	GENERAL INFORMATION	3
1.1	NOTES	3
1.2	TESTING LABORATORY	4
1.2.1	<i>Location</i>	4
1.2.2	<i>Details of accreditation status</i>	4
1.3	DETAILS OF APPROVAL HOLDER	4
1.4	APPLICATION DETAILS	5
1.5	GENERAL INFORMATION OF TEST ITEM	5
1.6	TEST STANDARDS	6
2	TECHNICAL TEST	7
2.1	SUMMARY OF TEST RESULTS	7
2.2	TEST ENVIRONMENT	7
2.3	TEST EQUIPMENT LIST	8
3	TEST RESULTS (ENCLOSURE).....	14
3.1	PEAK OUTPUT POWER (TRANSMITTER)	15
3.2	EQUIVALENT ISOTROPIC RADIATED POWER	16
3.2.1	<i>Transmitter</i>	16
3.3	RF EXPOSURE COMPLIANCE REQUIREMENTS	16
3.4	TRANSMITTER RADIATED EMISSIONS IN RESTRICTED BANDS.....	17
3.5	SPURIOUS EMISSIONS (TX)	18
3.6	MINIMUM 6 DB BANDWIDTH	23
3.7	PEAK POWER SPECTRAL DENSITY.....	24
3.8	RADIATED EMISSIONS FROM RECEIVER SECTION OF TRANSCEIVER.....	25
3.9	POWER LINE CONDUCTED EMISSION	30
	APPENDIX.....	32
	APPENDIX A.....	33
	APPENDIX B.....	34
	APPENDIX C.....	35
	APPENDIX D.....	36
	APPENDIX E	37
	APPENDIX F	38
	APPENDIX G.....	39
	APPENDIX H.....	40



Registration number: W6M20602-6575-C-2
 FCC ID: RXZ-WM61RL

1 General Information

1.1 Notes

The purpose of conformity testing is to increase the probability of adherence to the essential requirements or conformity specifications, as appropriate.

The complexity of the technical specifications, however, means that full and thorough testing is impractical for both technical and economic reasons.

Furthermore, there is no guarantee that a test sample which has Passed all the relevant tests conforms to a specification.

Neither is there any guarantee that such a test sample will interwork with other genuinely open systems.

The existence of the tests nevertheless provides the confidence that the test sample possesses the qualities as maintained and that its performance generally conforms to representative cases of communications equipment.

The test results of this test report relate exclusively to the item tested as specified in 1.5.

The test report may only be reproduced or published in full.

Reproduction or publication of extracts from the report requires the prior written approval of the ETS DR. GENZ TAIWAN PS CO., LTD.


Specific Conditions:

Usage of the hereunder tested device in combination with other integrated or external antennas requires at least additional output power measurements, spurious emission measurements, conducted emission measurements (AC supply lines) and radio frequency exposure evaluations for each individual configuration performed, for certification by FCC.


The test sample is able to work according IEEE 802.11 g.


This report is related to FCC Part 15 C (OFDM device).

Tester:

01.03.2006		Orville Chung	
Date	ETS-Lab.	Name	Signature

Technical responsibility for area of testing:

01.03.2006		Steven Chung	
Date	ETS	Name	Signature



Registration number: W6M20602-6575-C-2
FCC ID: RXZ-WM61RL

1.2 Testing laboratory

1.2.1 Location

OATS
No.5-1, Shuang Sing Village,
LiShuei Rd., Wanli Township,
Taipei County 207, Taiwan (R.O.C.)

Company
ETS Dr.Genx Taiwan PS Co., Ltd.
6F, NO. 58, LANE 188, RUEY-KUANG RD.
NEIHU, TAIPEI 114, TAIWAN R.O.C.
Tel : 886-2-66068877
Fax : 886-2-66068879

1.2.2 Details of accreditation status

Accredited testing laboratory

A2LA-registration number: 2300.01

FCC filed test laboratory Reg. No. 930600


Industry Canada filed test laboratory Reg. No. IC 5679

PTCRB Accredited Type Certification Test House

1.3 Details of approval holder

Name : Pro-Nets Technology Corporation
Street : 7F,No.95,Lide St,Chung Ho City
Town : Taipei 235
Country : Taiwan R.O.C.
Telephone : +886-2-8221-8385#700
Fax : +886-2-3234-5818

Contact : Mr. Sam Yu
Telephone : +886-2-8221-8385#700



Registration number: W6M20602-6575-C-2
FCC ID: RXZ-WM61RL

1.4 Application details

Date of receipt of application : 09.02.2006
Date of receipt of test item : 15.02.2006
Date of test : from 16.02.2006 to 01.03.2006


1.5 General information of Test item

Type of test item : WIRELESS MINI PCI
Model Number : WM61RL
Serial Model Number : WM71RL
Brand Name : PRO-NETS, Speed Com+, Jet Com
Hardware : 1.0
Software : 1.0.2.0
Serial number : without
Photos : see Annex

Technical data

Frequency band : 2.4 GHz – 2.4835 GHz
Frequency (ch A) : 2.412 GHz
Frequency (ch B) : 2.437 GHz
Frequency (ch C) : 2.462 GHz
Number of Channels : 11
Operation modes : duplex
Modulation Type : DSSS / OFDM

Fixed point-to-point operation: Yes / No
Type of Antenna 1 : Reverse SMA Antenna
Type of Antenna 2 : Reverse SMA Antenna
Antenna gain of Antenna 1 : 2.5 dBi
Antenna gain of Antenna 2 : 2.5 dBi
Power supply : 120 VAC (power on pc)
Emission designator : 16M4W7D



Registration number: W6M20602-6575-C-2
 FCC ID: RXZ-WM61RL

Host device: none

Classification :

Fixed Device	<input type="checkbox"/>
Mobile Device (Human Body distance > 20cm)	<input checked="" type="checkbox"/>
Portable Device (Human Body distance < 20cm)	<input type="checkbox"/>

Transmitter

Unom

Power (ch A) : Conducted: 12.30dBm
Power (ch B) : Conducted: 12.23dBm
Power (ch C) : Conducted: 11.03dBm


Manufacturer:
 (if applicable)

Name : ./.
 Street : ./.
 Town : ./.
 Country : ./.

Additional information: The sample is using WLAN technology according IEEE 802.11 b/g. For this report the function according IEEE 802.11g is considered only. The scheme for frequency generation, spectrum spreading, receiver parameters, synchronization procedure, and other parameters are determined by the mentioned standard above.

1.6 Test standards

Technical standard : FCC RULES PART 15 / SUBPART C § 15.247



Registration number: W6M20602-6575-C-2
FCC ID: RXZ-WM61RL

2 Technical test

2.1 Summary of test results

No deviations from the technical specification(s) were ascertained in the course of the tests performed.



or

The deviations as specified in 2.5 were ascertained in the course of the tests performed.



2.2 Test environment

Temperature	: 23 °C
Relative humidity content	: 20 ... 75 %
Air pressure	: 86 ... 103 kPa
Details of power supply	: 120 VAC (power on pc)
Extreme conditions parameters	: --

Registration number: W6M20602-6575-C-2
FCC ID: RXZ-WM61RL

2.3 Test Equipment List


No.	Test equipment	Type	Serial No.	Manufacturer	Cal. Date	Next Cal. Date
ETSTW-CE 001	EMI TEST RECEIVER	ESHS10	842121/013	R&S	2005/10/27	2006/10/26
ETSTW-CE 002	PREREULATOR MODE DC POWER SUPPLY	None	None			
ETSTW-CE 003	AC POWER SOURCE	APS-9102	D161137	GW		
ETSTW-CE 004	ZWEILEITER-V-NETZNACHBILDUNG TWO-LINE V-NETWORK	ESH3-Z5	840731/011	R&S	2005/10/25	2006/10/24
ETSTW-CE 005	Line-Impedance Stabilisation Network	NNBM 8126D	137	Schwarzbeck	2005/10/21	2006/10/20
ETSTW-CE 006	IMPULS-BEGRENZER PULSE LIMITER	ESH3-Z2	100226	R&S	2004/11/11	2006/11/10
ETSTW-CE 007	SPECTRUM ANALYZER 5GHz	FSB	849670/001	R&S		
ETSTW-CE 008	ABSORBING CLAMP	MDS 21	3469	ABSORPTIONS-MESSWANDLER-ZANGE	2005/10/24	2007/10/23
ETSTW-CE 009	TEMP.&HUMIDITY CHAMBER	GTH-225-40-1P-U	MAA0305-009	GIANT FORCE	2005/8/18	2006/8/17
ETSTW-CE 010	Comb Generator-conducted	None	None	ETS		
ETSTW-CE 011	Power Line Conducted Emission Only	None	None	ETS		
ETSTW-CE 012	Dual-Phase-V-Network	NNB-2/16Z	03/10201	Telemeter	2005/4/12	2006/4/11
ETSTW-CS 001	SIGNAL GENERATOR	SMX	849254/003	R&S	2005/10/14	2006/10/13
ETSTW-CS 002	COUPLING AND DECOUPLING NETWORK	CDN S751	19263	SCHAFFNER	2005/10/14	2006/10/13
ETSTW-CS 003	COUPLING AND DECOUPLING NETWORK	CDN T400	19820	SCHAFFNER	2005/10/14	2006/10/13
ETSTW-CS 004	COUPLING AND DECOUPLING NETWORK	CDN M016	20053	SCHAFFNER	2005/10/27	2006/10/26
ETSTW-CS 005	RF Power Amplifier	100A250A	306547	AR	2005/10/14	2006/10/13
ETSTW-CS 004	Terminal 50Ω Load	50T-116 M	None	JFW		
ETSTW-CS 004	Terminal 50Ω Load	50T-116 F	None	JFW		
ETSTW-CS 004	6 dB Attenuator	HFP-5100-3/06 N M/F	2010876106			
ETSTW-RE 001	Controller	CD 1000	C01000/154/867/004/L	Heinrich Deisel		
ETSTW-RE 002	Function Generator	33220A	MY43004982	Agilent	2005/10/14	2007/10/13
ETSTW-RE 003	EMI TEST RECEIVER	ESI 26	831438/001	R&S	2005/10/24	2006/10/23
ETSTW-RE 004	EMI TEST RECEIVER	ESI 40	832427/004	R&S	2005/10/29	2006/10/30
ETSTW-RE 005	EMI TEST RECEIVER	ESVS10	843207/020	R&S	2005/10/16	2006/10/15
ETSTW-RE 008	Controller	HD100	C0100-L/047/6670703/L	Heinrich Deisel		
ETSTW-RE 009	Controller	HD100	100/341	Heinrich Deisel		
ETSTW-RE 010	PROGRAMMABLE LINEAR POWER SUPPLY	LPS-305	30503070181	MOTECH		
ETSTW-RE 011	PROGRAMMABLE LINEAR POWER SUPPLY	LPS-305	30503070165	MOTECH		
ETSTW-RE 012	TUNABLE BANDREJECT FILTER	D.C 0309	146	K&L		
ETSTW-RE 013	TUNABLE BANDREJECT FILTER	D.C 0036	397	K&L		
ETSTW-RE 014	DUAL TRACKING WITH 5V FIXED	GPC-3030D	None	GW		

Registration number: W6M20602-6575-C-2
FCC ID: RXZ-WM61RL

ETSTW-RE 015	ANTENNA	HK116	841489/003	R&S	2005/1/14	2007/1/11
ETSTW-RE 016	ANTENNA	HL223	848953/006	R&S	2005/1/14	2007/1/11
ETSTW-RE 017	ANTENNA	HL025	352886/001	R&S	2005/9/6	2007/9/3
ETSTW-RE 018	ANTENNA	AT4560	27212	AR	2004/11/8	2006/11/7
ETSTW-RE 019	ANTENNA , HORN	22240-25	121074	FM		
ETSTW-RE 020	MICROWAVE HORN ANTENNA	AT4002A	306915	AR		
ETSTW-RE 021	SWEEP GENERATOR	SWM05	835130/010	R&S	2005/10/14	2006/10/13
ETSTW-RE 022	AMPLIFIER	8447D	2944A09837	Brüel&Kjær	2005/10/14	2006/10/13
ETSTW-RE 023	Shielded room	SR 1	None	Frankonia		
ETSTW-RE 024	Anechoic Chamber	CHC 1	None	Frankonia		
ETSTW-RE 025	Anechoic Chamber	CHC 2	None	Frankonia		
ETSTW-RE 026	Open Area Test Site	10m	None	ETS		
ETSTW-RE 027	Passive Loop Antenna	6512	34563	EMCO	2004/6/30	2006/6/29
ETSTW-RE 028	Log-Periodic DipoleArray Antenna	3148	34429	EMCO	2004/6/15	2006/6/14
ETSTW-RE 029	Biconical Antenna	3109	33524	EMCO	2004/6/17	2006/6/16
ETSTW-RE 030	Double-Ridged Waveguide Horn Antenna	3117	35224	EMCO	2004/5/5	2006/5/4
ETSTW-RE 031	Comb Generator-radiated	None	None	ETS		
ETSTW-RE 032	Millivoltmeter	URV 55	849086/013	R&S	2005/10/17	2006/10/16
ETSTW-RE 033	4CH 1GHz 5GS/s DSO	WAVERUNNER 6100A	LCRY0604P14508	LeCory	2005/8/11	2006/8/10
ETSTW-RE 034	Power Sensor	URV5-Z4	839313/006	R&S	2005/10/17	2006/10/16
ETSTW-RE 035	1.5GHz Active Voltage Probe	HFP1500	2332	LeCory		
ETSTW-RE 036	100MHz High Voltage Diff Probe	ADP305	3305	LeCory		
ETSTW-RE 037	Log-Periodic DipoleArray Antenna	3148	00034546	EMCO	2004/11/18	2006/11/17
ETSTW-RE 038	Log-Periodic DipoleArray Antenna	3148	00034547	EMCO	2004/11/18	2006/11/17
ETSTW-RE 039	Biconical Antenna	3110B	41760	EMCO	2004/11/18	2006/11/17
ETSTW-RE 040	Biconical Antenna	3110B	41761	EMCO	2004/11/18	2006/11/17
ETSTW-RE 041	Anechoic Chamber	CHC 3	None	Frankonia		
ETSTW-RE 042	ANTENNA	HK116	100172	R&S	2005/1/14	2007/1/13
ETSTW-RE 043	ANTENNA	HL223	100166	R&S	2004/4/16	2006/4/15
ETSTW-RE 044	ANTENNA	HL050	100094	R&S		
ETSTW-RE 048	Triple Loop Antenna	HXYZ 9170	HXYZ 9170-134	Schwarzbeck	2005/3/22	2007/3/21
ETSTW-RE 049	TRILOG Super Broadband test Antenna	VULB 9160	9160-3185	Schwarzbeck	2005/5/19	2007/5/18
ETSTW-RE 004	Attenuator 10dB	50HF-010	None	JFW		
ETSTW-RE 004	Attenuator 6dB	50HF-006	None	JFW		
ETSTW-RE 004	Attenuator 3dB	50HF-003	None	JFW		
ETSTW-RE 004	Attenuator 3dB	50HF-003	None	JFW		
ETSTW-RE 004	Attenuator 3dB	50HF-003	None	JFW		
ETSTW-RE 055	SPECTRUM ANALYZER	FSU-26	200074	R&S	2005/9/6	2006/9/5
ETSTW-RE 056	Matching Pad (75W -> 50W)	57Z-3G	None			
ETSTW-RE 057	Matching Pad (75W -> 50W)	57Z-3G	None			
ETSTW-RE 058	Matching Pad (75W -> 50W)	57Z-3G	None			
ETSTW-RE 059	Matching Pad (75W -> 50W)	57Z-3G	None			

Registration number: W6M20602-6575-C-2
FCC ID: RXZ-WM61RL

ETSTW-EMI 001	HARMONICS 1000	HAR1000-1P	93	EMC-PARTNER	2005/9/11	2006/11/10
ETSTW-EMS 001	Clamp BASELSTRASSE 160 CH-4242 LAUFEN	CN-EFT1000	354	EMC-PARTNER	2004/11/2	2006/11/1
ETSTW-EMS 002	Frequency Converter	YF-6020	0308014			
ETSTW-EMS 003	EMC Immunity Test System	TRA2000IN6	579	EMC-PARTNER	2005/10/27	2006/10/26
ETSTW-EMS 004	ESD generator minizap	ESD2000	016	EMC-PARTNER	2005/10/27	2006/10/26
ETSTW-EMS 003	Attenautor (50Ω)	VERI50	051	EMC-PARTNER	2004/8/31	2006/8/30
ETSTW-EMS 003	Attenautor (1 KΩ)	VERI1K	019	EMC-PARTNER	2004/10/21	2006/10/20
ETSTW-EMS 003	20GΩ Divider	ESD-VERI-V	021	EMC-PARTNER	2004/3/17	2006/3/16
ETSTW-EMS 008	Safety Test Solutions	ELT-400	E-0039	Narda	2005/1/4	2007/1/3
ETSTW-EMS 009	Magnetic Field Antenna	MF1000-1	104	EMC-PARTNER	2004/12/3	2007/12/2
ETSTW-EMS 010	Coupling De-coupling Network	CDN-UTP8	014	EMC-PARTNER	2005/9/1	2008/8/31
ETSTW-EMS 011	Calibration Fixture	F-2031-CF-23MM	451	FCC	2005/8/11	2006/8/11
ETSTW-EMS 012	EM Injection Clamp	F-2031-23MM	476	FCC	2005/8/11	2006/8/11
ETSTW-RS 001	14" COLOR VIDEO MONITOR	TP-1480HR	P009799	TOPICA		
ETSTW-RS 002	14" COLOR VIDEO MONITOR	TP-1480HR	P009814	TOPICA		
ETSTW-RS 003	RF Power Amplifier	30S1G3	306933	AR		
ETSTW-RS 004	RF Power Amplifier	150W1000	307009	AR	2005/10/21	2006/10/20
ETSTW-RS 005	Electric Field Probe Type 8.3	EMR-20	BN 2244/20	Narda	2005/9/7	2006/9/6
ETSTW-RS 006	SIGNAL GENERATOR	SML03	101551	R&S	2005/10/21	2006/10/20
ETSTW-GSM 01	SIM Simulator	IT3	B2004-50106	ORGA	2005/9/15	2006/9/14
ETSTW-GSM 02	Universal Radio Communication Tester	CMU 200	103489	R&S	2005/11/15	2006/11/14
ETSTW-GSM 03	Agilent 8960 Test Set 1	E5515C	GB44052675	Agilent	2004/7/14	2006/7/13
ETSTW-GSM 04	Agilent 8960 Test Set 2	E5515C	GB44052665	Agilent	2004/7/14	2006/7/13
ETSTW-GSM 05	Agilent 8960 Test Set 3	E5515C	GB44052652	Agilent	2004/7/17	2006/7/16
ETSTW-GSM 06	Agilent 8960 Test Set 4	E5515C	GB44052684	Agilent	2004/7/16	2006/7/15
ETSTW-GSM 07	Agilent 8960 Test Set 5	E5515C	GB44052658	Agilent	2004/7/14	2006/7/13
ETSTW-GSM 08	Agilent 8960 Test Set 6	E5515C	GB44052666	Agilent	2004/7/16	2006/7/15
ETSTW-GSM 09	Controller PC	Dell GX 270	700F61J	Dell		
ETSTW-GSM 10	Combiner Wessex / Anite	B4605/100	053	Wessex / Anite	2004/7/14	2006/7/13
ETSTW-GSM 11	GSM 850,900,1800,1900 Test system	TS8950G		R&S	2005/11/1	2006/10/31
ETSTW-GSM 12	Acoustical Calibrator	4231	2463874	Brüel&Kjær	2005/10/31	2006/10/30
ETSTW-GSM 13	Conditioning Amplifier	2690--0S2	2437856	Brüel&Kjær		
ETSTW-GSM 14	Telephone Test Head	4602B	2465324	Brüel&Kjær		
ETSTW-GSM 15	Mouth Simulator	4227	2462516	Brüel&Kjær		
ETSTW-GSM 16	TEMP.&HUMIDITY CHAMBER	GTH-120-40-1P-U	MAA0501002	GIANT FORCE	2005/12/29	2006/12/28
ETSTW-GSM 17	ANTENNT COPLER	CMU-Z10	100988	R&S		
ETSTW-GSM 18	AUDIO ANALYZER	UPL16	100173	R&S	2005/10/29	2006/10/28
ETSTW-GSM 19	Band Reject Filter	WRCTF824/849-822/851-40 /12+9SS	3	WI		
ETSTW-GSM 20	Band Reject Filter	WRCD1747/1748-1743/1752-32/5SS	1	WI		
ETSTW-GSM 21	Band Reject Filter	WRCD1879.5/1880.5-1875.5/1884.5-32/5SS	3	WI		
ETSTW-GSM 22	Band Reject Filter	WRCT901.9/903.1-904.25-50/8SS	1	WI		
ETSTW-GSM 23	SPLITTER	4901.19.A	None	SUHNER		



Registration number: W6M20602-6575-C-2
FCC ID: RXZ-WM61RL

ETSTW-GSM 24	Vibration Testing System	VS-100V	5494	Vibration	2005/12/20	2006/12/19
ETSTW-GSM 25	Reference Phone	N70	357927002616186	Nokia		
ETSTW-GSM 26	Reference Phone	6230	354327002906419	Nokia		

Registration number: W6M20602-6575-C-2

FCC ID: RXZ-WM61RL

2.4 General Test Procedure

POWER LINE CONDUCTED INTERFERENCE: The procedure used was ANSI STANDARD C63.4-2003 using a 50 μ H LISN (if necessary). Both lines were observed. The bandwidth of the spectrum analyzer was 10 kHz with an appropriate sweep speed.

RADIATION INTERFERENCE: The test procedure used was according to ANSI STANDARD C63.4-2003 employing a spectrum analyzer. For investigated frequency is equal to or below 1GHz, the RBW and VBW of the spectrum analyzer was 100 kHz and 100kHz respectively with an appropriate sweep speed. For investigated frequency is above 1GHz, both of RBW and VBW of the spectrum analyzer were 1 MHz with an appropriate sweep speed. The analyzer was calibrated in dB above a microvolt at the output of the antenna. The ambient temperature of the UUT was 23°C with a humidity of 40 %.

FORMULA OF CONVERSION FACTORS: The Field Strength at 3m was established by adding the meter reading of the spectrum analyzer (which is set to read in units of dB μ V) to the antenna correction factor supplied by the antenna manufacturer. The antenna correction factors are stated in terms of dB.

Example:


Freq (MHz)	METER READING + ACF + CABLE LOSS (to the receiver) = FS
33	20 dB μ V + 10.36 dB + 6 dB = 36.36 dB μ V/m @3m

The UUT was placed on a table 80 cm high and with dimensions of 1m by 1.5m (non metallic table) and arranged according to ANSI C63.4-2003 Section 13.1.2. The table used for radiated measurements is capable of continuous rotation. The spectrum was scanned from 30 MHz to the frequency specified as follows:

- (1) If the intentional radiator operates below 10 GHz: to the tenth harmonic of the highest fundamental frequency or to 40 GHz, whichever is lower.
- (2) If the intentional radiator operates at or above 10 GHz and below 30 GHz: to the fifth harmonic of the highest fundamental frequency or to 100 GHz, whichever is lower.
- (3) If the intentional radiator operates at or above 30 GHz: to the fifth harmonic of the highest fundamental frequency or to 200 GHz, whichever is lower, unless specified otherwise elsewhere in the rules.
- (4) If the intentional radiator contains a digital device, regardless of whether this digital device controls the functions of the intentional radiator or the digital device is used for additional control or function purposes other than to enable the operation of the intentional radiator, the frequency range shall be investigated up to the range specified in paragraphs (a)(1)-(a)(3) of this section or the range applicable to the digital device, as shown in paragraph (b)(1) of this Section, whichever is the higher frequency range of investigation.

For hand-held devices, a exploratory test was performed with three (3) orthogonal planes to determine the highest emissions.

Measurements were made by ETS Dr.Genx Taiwan PS Co., Ltd. at the registered open field test site located at No.5-1, Shuang Sing Village, LiShuei Rd., Wanli Township, Taipei County 207, Taiwan (R.O.C.) The Registration Number: 930600.



Registration number: W6M20602-6575-C-2
FCC ID: RXZ-WM61RL

When an emission was found, the table was rotated to produce the maximum signal strength. At this point, the antenna was raised and lowered from 1m to 4m. The antenna was placed in both the horizontal and vertical planes.

When the radiated emission limits are expressed in terms of the average value of the emission, and pulsed operation is employed, the measurement field strength shall be determined by averaging over one complete pulse train, including blanking intervals, as long as the pulse train does not exceed 0.1 seconds. As an alternative (provided the transmitter operates for longer than 0.1 seconds) or in cases where the pulse train exceeds 0.1 seconds, the measured field strength shall be determined from the average absolute voltage during a 0.1 second interval during which the field strength is at its maximum value.

The formula is as follows:

Average = Peak + Duty Factor


Duty Factor = $20 \log (\text{dwell time}/T)$

T = 100ms when the pulse train period is over 100 ms or the period of the pulse train.

Modified Limits for peak according to 15.35 (b) = Max Permitted average Limits + 20dB

ANTENNA & GROUND:

This unit uses Reverse SMA Antenna (see photos)




Registration number: W6M20602-6575-C-2
 FCC ID: RXZ-WM61RL

3 Test results (enclosure)

TEST CASE	Para. Number	Required	Test passed	Test failed
Peak Output Power	15.247(b)(3)	<input checked="" type="checkbox"/>	<input checked="" type="checkbox"/>	<input type="checkbox"/>
Equivalent radiated Power	15.247(b)(3)	<input checked="" type="checkbox"/>	<input checked="" type="checkbox"/>	<input type="checkbox"/>
Spurious Emissions radiated – Transmitter operating	15.247(c)	<input checked="" type="checkbox"/>	<input checked="" type="checkbox"/>	<input type="checkbox"/>
Band Edge Measurement	15.247(c)	<input checked="" type="checkbox"/>	<input checked="" type="checkbox"/>	<input type="checkbox"/>
Minimum 6 dB Bandwidth	15.247(a)(2)	<input checked="" type="checkbox"/>	<input checked="" type="checkbox"/>	<input type="checkbox"/>
Peak Power Spectral Density	15.247(d)	<input checked="" type="checkbox"/>	<input checked="" type="checkbox"/>	<input type="checkbox"/>
Radiated Emission from Digital Part And Receiver L.O.	15.109	<input checked="" type="checkbox"/>	<input checked="" type="checkbox"/>	<input type="checkbox"/>
Power Line Conducted Emission	15.207	<input checked="" type="checkbox"/>	<input checked="" type="checkbox"/>	<input type="checkbox"/>

The follows is intended to leave blank.



Registration number: W6M20602-6575-C-2
 FCC ID: RXZ-WM61RL

3.1 Peak Output Power (transmitter)

FCC Rule: 15.247(b)(3)

This measurement applies to equipment with an integral antenna and to equipment with an antenna connector and equipped with an antenna as declared by the applicant.

The power was measured with modulation (declared by the applicant).

Test condition		Conducted Power		
		Channel A	Channel B	Channel C
		[dBm]	[dBm]	[dBm]
$T_{nom} =$ «BZT_TEMP_NORM»°C	$V_{nom} = 120 \text{ V}$	12.30	12.23	11.03
Measurement uncertainty		< 3 dB		

(Antenna 1)

Test condition $T_{nom} = 23^\circ\text{C}, V_{nom} = 120 \text{ V}$	Signal Field strength TX highest power mode dB μ V/m
Frequency [MHz]	
2412	106.08
Measurement uncertainty	< 3 dB

(Antenna 2)

Test condition $T_{nom} = 23^\circ\text{C}, V_{nom} = 120 \text{ V}$	Signal Field strength TX highest power mode dB μ V/m
Frequency [MHz]	
2412	104.62
Measurement uncertainty	< 3 dB


Remarks: The diagrams for the field strength measurements are included in Appendix.

Limits:

Frequency MHz	Power dBm
902 - 928	30
2400 – 2483.5	30
5725 – 5850	30

In case of employing transmitter antennas having antenna gain > 6 dBi and using fixed point-to-point operation consider §15.247 (b)(4)

Test equipment used: ETSTW-RE 003 , ETSTW-RE 012 , ETSTW-RE 017 , ETSTW-RE 024



Registration number: W6M20602-6575-C-2
 FCC ID: RXZ-WM61RL

3.2 Equivalent isotropic radiated power

FCC Rule: 15.247(b)(3)

EIRP = max. conducted output power + antenna gain
 EIRP = 12.30dBm + 2.5dBi
 = 15.30dBm

Limit: EIRP = +36 dBm for Antenna gain <6dBi

3.2.1 Transmitter

Integral Antenna:

At the transmitter the measurement was transacted with the modulation declared by the manufacturer and the maximum available output power of the EUT.

In this arrangement the EUT fulfils the requirements of the FCC rules § 15.247, subpart C, section b.

3.3 RF Exposure Compliance Requirements

The test sample is a WLAN access point intended for fixed installation.

FCC OET Bulletin 65 Edition 97.01 determines the equations for predicting RF fields and applicable limits.

The prediction for power density in the far-field but will over-predict power density in the near field, where it could be used for walking a “worst case” or conservative prediction.

$$S = \frac{PG}{4 \pi R^2}$$

S – Power Density

P – Output power ERP

R – Distance


D – Cable Loss

AG – Antenna Gain G = AG-D

Item	Unit	Value	Remarks
P	mW	17.01	Peak value
D	dB		
AG	dBi	1.8	
G		2.5	Calculated Value
R	cm	20	Assumed value
S	mW/cm ²	0.006092	Calculated value

Limits:

Limit for General Population / Uncontrolled Exposure	
Frequency (MHz)	Power Density (mW/cm ²)
1500 – 100.000	1,0



Registration number: W6M20602-6575-C-2
 FCC ID: RXZ-WM61RL

3.4 Transmitter Radiated Emissions in Restricted Bands

FCC Rules: 15.247 (c), 15.205, 15.209, 15.35

Radiated emission measurements were performed from 30 MHz to 1000 MHz.

For radiated emission tests, the analyzer setting was as followings:

Frequency \leq 1 GHz, RBW:100 kHz, VBW: 100 kHz (Peak measurements)

Frequency $>$ 1 GHz, RBW: 1 MHz, VBW: 1 MHz (Peak measurements)

Frequency $>$ 1 GHz , RBW:1 MHz , VBW: 100Hz (Average measurements)

Limits.

For frequencies below 1GHz:

Frequency of Emission (MHz)	Field strength (microvolts/meter)	Field Strength (dB microvolts/meter)
30 - 88	100	40.0
88 - 216	150	43.5
216 - 960	200	46.0
Above	500	54.0

For frequencies above 1GHz (Average measurements).

Guidance on Measurement of DSSS Systems:

“If the emission is pulsed, modify the unit for continuous operation, use the setting shown above, then correct the reading by subtracting the peak-average correction factor, derived from the appropriate duty cycle calculation.”

The correction factor, based on the total channel dwell time in a 100 ms period, may be mathematically applied to a measurement made with an average detector, to further reduce the value.

Duty cycle correction = $20 \log (\text{dwell time} / 100\text{ms})$

No duty cycle correction was added to the reading.

$54.0\text{dB } \mu\text{V/m} + 20 \text{ dB} = 74 \text{ dB } \mu\text{V/m}$

Remarks: see attached diagrams

Test equipment used: ETS 0125, ETS 0271

Registration number: W6M20602-6575-C-2
FCC ID: RXZ-WM61RL

3.5 Spurious Emissions (tx)

Spurious emission was measured with modulation (declared by manufacturer).

In any 100 kHz bandwidth outside the frequency band in which the intentional radiator is operating, the radio frequency power that is produced by the intentional radiator shall be at least 20dB below that in the 100 kHz bandwidth within the band that contains the highest level of the desired power, based on either an RF conducted or a radiated measurement. Attenuation below the general limits specified in § 15.209(a) is not required. In addition, radiated emissions which fall in the restricted bands, as defined in § 15.205(a), must also comply with the radiated emission limits specified in § 15.209(a) (see § 15.205(c))

FCC Rule: 15.247(c), 15.35

For out of band emissions that are close to or that exceed the 20 dB attenuation requirement described in the specification, radiated measurements were performed at a 3 m separation distance to determine whether these emissions complied with the general radiated emission requirement.

Limits:

For frequencies below 1GHz:

Max. reading – 20 dB

$106.08\text{dB } \mu\text{V/m} - 20\text{ dB} = 86.08\text{dB } \mu\text{V/m}$

Guidance on Measurement of DSSS Systems:

“If the emission is pulsed, modify the unit for continuous operation, use the settings shown above, then correct the reading by subtracting the peak-average correction factor, derived from the appropriate duty cycle calculation.”

The correction factor, based on the total channel dwell time in a 100 ms period, may be mathematically applied to a measurement made with an average detector, to further reduce the value.

Duty Cycle correction = $20 \log(\text{dwell time}/100\text{ms})$

For frequencies above 1GHz (Peak measurements).

Limit = max. aver. Reading-20dB+20dB(because Peak detector is used)

$86.08\text{dB } \mu\text{V/m}$

For frequencies above 1GHz (Average measurements).

Max. reading – 20dB

No duty cycle correction was added to the reading

$106.08\text{dB } \mu\text{V/m} - 20\text{ dB} = 86.08\text{dB } \mu\text{V/m}$

Remarks: see attached diagrams

Test equipment used: ETSTW-RE 003 , ETSTW-RE 012 , ETSTW-RE 015 , ETSTW-RE 016 , ETSTW-RE 017 , ETSTW-RE 024

Registration number: W6M20602-6575-C-2

FCC ID: RXZ-WM61RL

SAMPLE CALCULATION OF LIMIT. All results will be updated by an automatic measuring system in accordance with point 2.3.

Calculation of test results:

Such factors like antenna correction, cable loss, external attenuation etc. are already included in the provided measurement results. This is done by using validated test software and calibrated test system according the accreditation requirements.

The peak and average spurious emission plots was measured with the average limits.

In the Table being listed the critical peak and average value and exhibit the compliance with the above calculated Limits.

If in the column's correction factor states a value then the max. Field strength in the same row is corrected by a value gained from the "Duty-Cycle Correction Factor".

Summary table with radiated data of the test plots

(Antenna 1)

(CH1)

Antenna Polarization	Frequency Marker (MHz)	Corrected Reading (dBuV)	Correction Factor (dB)	Detector	Test Result (dBuV/m)	Compliance Limit (dBuV/m)	Margin (dB)	Table Azimuth (degree)
V	134.589178	21.74	14.37	PK	36.11	43.50	7.39	235.6
	268.977641	25.26	14.38	PK	39.64	46.0	6.36	220.8
	1603.206413	44.06	-7.04	PK	37.02	54.0	16.98	31.9
	2390.0	49.66	-2.11	AV	47.55	54.0	6.45	90.5
	2390.0	70.04	-2.11	PK	69.93	74.0	4.07	90.5
	3216.432866	46.98	0.34	PK	47.32	86.08	38.76	75.5
	4825.651303	46.52	4.49	PK	51.01	54.0	2.99	93.3
	6436.873747	45.73	5.98	PK	51.71	86.08	34.37	77.6

Antenna Polarization	Frequency Marker (MHz)	Corrected Reading (dBuV)	Correction Factor (dB)	Detector	Test Result (dBuV/m)	Compliance Limit (dBuV/m)	Margin (dB)	Table Azimuth (degree)
H	132.204409	24.64	14.37	PK	39.01	43.50	4.49	238.8
	268.97998	31.17	14.38	QP	45.55	46.0	0.45	217.6
	2390.0	39.76	-2.11	AV	37.65	54.0	16.35	91.4
	2390.0	71.36	-2.11	PK	69.25	74.0	14.75	91.4
	3216.432866	42.65	0.34	PK	42.99	86.08	43.09	79.9
	4825.651303	41.51	4.49	PK	46.00	54.0	8.00	92.6

Registration number: W6M20602-6575-C-2

FCC ID: RXZ-WM61RL

(CH6)

Antenna Polarization	Frequency Marker (MHz)	Corrected Reading (dBuV)	Correction Factor (dB)	Detector	Test Result (dBuV/m)	Compliance Limit (dBuV/m)	Margin (dB)	Table Azimuth (degree)
V	134.589178	29.13	14.37	PK	35.46	43.50	8.04	223.9
	268.937876	24.49	13.81	PK	39.30	46.0	7.7	212.7
	1619.238477	44.04	-7.01	PK	37.03	54.0	16.97	32.7
	2390.380762	53.98	-2.11	PK	51.78	86.08	34.3	92.4
	3248.496994	46.72	0.34	PK	47.06	86.08	39.02	65.0
	4873.747495	43.84	4.96	PK	48.80	54.0	5.2	93.2
	6501.002004	45.71	6.16	PK	51.87	86.08	34.21	70.9

Antenna Polarization	Frequency Marker (MHz)	Corrected Reading (dBuV)	Correction Factor (dB)	Detector	Test Result (dBuV/m)	Compliance Limit (dBuV/m)	Margin (dB)	Table Azimuth (degree)
H	134.589178	25.16	14.37	PK	39.53	43.50	3.98	231.8
	268.9778958	31.04	14.38	QP	45.42	46.0	0.58	219.9
	2390.0	46.88	-2.11	PK	44.77	86.08	41.31	92.6
	3248.496994	42.51	0.34	PK	42.85	86.08	43.23	70.4

(CH11)

Antenna Polarization	Frequency Marker (MHz)	Corrected Reading (dBuV)	Correction Factor (dB)	Detector	Test Result (dBuV/m)	Compliance Limit (dBuV/m)	Margin (dB)	Table Azimuth (degree)
V	132.204409	20.6	14.37	PK	38.97	43.5	8.53	217.8
	2683937876	25.32	13.81	PK	39.13	46.0	6.87	211.2
	2483.5	72.13	-2.01	PK	70.12	74.0	3.88	98.2
	2483.5	52.79	-2.01	AV	50.78	54.0	3.22	47.0
	3282.565130	44.94	0.34	PK	45.08	86.08	41	76.8
	4913.827655	40.66	4.99	PK	45.62	54.0	838	93.7
	6565.130261	46.01	5.96	PK	51.97	86.08	34.11	78.2

Antenna Polarization	Frequency Marker (MHz)	Corrected Reading (dBuV)	Correction Factor (dB)	Detector	Test Result (dBuV/m)	Compliance Limit (dBuV/m)	Margin (dB)	Table Azimuth (degree)
H	165.931864	25.4	-2.01	PK	50.40	54.0	3.6	96.2
	165.931864	25.4	15.21	PK	40.61	43.5	2.89	242.6
	268.981923	32.92	13.81	PK	45.73	46.0	0.27	209.7

Registration number: W6M20602-6575-C-2

FCC ID: RXZ-WM61RL

(Antenna 2)
(CH1)

Antenna Polarization	Frequency Marker (MHz)	Corrected Reading (dBuV)	Correction Factor (dB)	Detector	Test Result (dBuV/m)	Compliance Limit (dBuV/m)	Margin (dB)	Table Azimuth (degree)
V	134.589178	25.06	14.37	PK	39.43	43.50	4.07	183
	268.937876	21.59	14.38	PK	35.97	46.0	10.03	275
	1605.210421	48.21	-7.02	PK	41.19	54.0	12.81	172
	2390.0	55.59	-2.11	AV	53.48	54.0	0.52	143
	2390.0	70.57	-2.11	PK	68.46	74.0	5.54	277
	2496.955912	54.28	-1.75	PK	52.53	54.0	1.47	85
	3216.432866	46.19	0.33	PK	46.52	84.62	38.1	271
6436.873747	46.75	5.98	PK	52.73	84.62	31.89	63	

Antenna Polarization	Frequency Marker (MHz)	Corrected Reading (dBuV)	Correction Factor (dB)	Detector	Test Result (dBuV/m)	Compliance Limit (dBuV/m)	Margin (dB)	Table Azimuth (degree)
H	134.589178	26.13	14.37	PK	40.50	43.5	3.0	183
	268.937876	29.79	14.38	QP	44.17	46.0	1.83	275
	334.669339	26.78	16.2	QP	42.98	46.0	3.02	350
	1609.218437	49.16	-7.02	PK	42.14	54.0	11.80	105
	2389.579158	54.65	-2.11	PK	52.54	54.0	1.46	189
	3216.432866	43.61	0.33	PK	43.64	84.62	40.97	231

(CH6)

Antenna Polarization	Frequency Marker (MHz)	Corrected Reading (dBuV)	Correction Factor (dB)	Detector	Test Result (dBuV/m)	Compliance Limit (dBuV/m)	Margin (dB)	Table Azimuth (degree)
V	166.272545	26.02	15.21	PK	41.23	43.50	2.27	140
	256.112224	24.2	13.94	PK	38.14	46.0	7.86	105
	1627.254509	49.73	-7.03	PK	42.70	84.62	41.9	32
	2389.579158	53.66	-2.11	PK	51.55	54.0	2.45	67
	2489.710421	54.12	-1.76	PK	52.36	54.0	1.64	83
	3248.496994	46.03	0.27	PK	46.30	84.62	38.32	172
	6501.002004	46.72	6.16	PK	52.88	84.62	31.74	263

Antenna Polarization	Frequency Marker (MHz)	Corrected Reading (dBuV)	Correction Factor (dB)	Detector	Test Result (dBuV/m)	Compliance Limit (dBuV/m)	Margin (dB)	Table Azimuth (degree)
H	134.589178	28.85	14.37	QP	43.22	43.50	0.28	183
	334.669339	26.82	16.2	QP	43.02	46.0	2.98	350
	1623.246493	46.84	-7.03	PK	39.81	54.0	14.19	244
	2389.579158	46.89	-2.11	PK	44.78	54.0	9.22	69
	3248.496994	44.89	0.27	PK	45.16	84.62	39.46	188

Registration number: W6M20602-6575-C-2

FCC ID: RXZ-WM61RL

(CH11)

Antenna Polarization	Frequency Marker (MHz)	Corrected Reading (dBuV)	Correction Factor (dB)	Detector	Test Result (dBuV/m)	Compliance Limit (dBuV/m)	Margin (dB)	Table Azimuth (degree)
V	257.715431	21.86	13.94	PK	35.8	46.0	10.2	105
	1635.270541	48.75	-7.04	PK	41.71	84.62	42.91	266
	2390.0	41.68	-2.11	AV	39.57	54.0	14.43	312
	2390.0	56.16	-2.11	PK	54.05	74.0	19.95	175
	2483.5	53.29	-2.01	AV	51.28	54.0	2.72	145
	2483.5	71.13	-2.01	PK	69.12	74.0	4.88	241
	3282.565130	46.68	0.22	PK	46.90	84.62	37.72	271
6565.130261	45.26	5.96	PK	51.22	84.62	33.4	216	

Antenna Polarization	Frequency Marker (MHz)	Corrected Reading (dBuV)	Correction Factor (dB)	Detector	Test Result (dBuV/m)	Compliance Limit (dBuV/m)	Margin (dB)	Table Azimuth (degree)
H	134.589178	27.99	14.37	PK	42.36	43.50	1.14	183
	334.669339	26.76	16.2	QP	42.96	46.0	3.04	350
	1637.274549	46.61	-7.04	PK	39.57	84.62	45.05	83
	2483.50	48.89	-2.07	PK	46.42	54.0	7.58	179
	3282.565130	44.22	0.22	PK	44.44	84.62	40.18	251

Note : 1. Correction Factor = Antenna Factor + Cable Loss – Preamplifier.

2. The formula of measured value as: Test Result = Corrected Reading + Correction Factor.

3. Detector function in the form: P = Peak, QP = Quasi Peak, AV=Average.

Freq. – Frequency Range:

- 1: 30 - 200 MHz
- 2: 200 - 1000 MHz
- 3: 1 - 4 GHz
- 4: 4 - 8 GHz
- 5: 8 - 12 GHz
- 6: 12 - 17 GHz
- 7: 17 - 26.5 GHz


All not in the table noted test results are more than 20 dB below the relevant limits.

All other not noted test polts do not contain significant test results in relation to the limits.

TEST RESULT (Transmitter): The unit DOES meet the FCC requirements.

Comment: see attached diagrams

Test equipment used: ETSTW-RE 003, ETSTW-RE 015, ETSTW-RE 016, ETSTW-RE 017, ETSTW-RE 024



Registration number: W6M20602-6575-C-2
 FCC ID: RXZ-WM61RL

3.6 Minimum 6 dB Bandwidth

The analyzer ResBW was set to 100 kHz. For each RF output channel investigated, the spectrum analyzer center frequency was set to the channel carrier. A PEAK reading was taken, two markers were set 6 dB below the maximum level on the right and the left side of the emission. The 6 dB bandwidth is the frequency difference between the two markers.


Test conditions		6 dB Bandwidth		
		Channel A	Channel B	Channel C
$T_{nom} = 23^{\circ}C$	$V_{nom} = 120 V$	16.570512821MHz	16.570512821MHz	16.570512821MHz
Measurement uncertainty			< 10 Hz	

Limits:

Frequency Range MHz	Limits
902-928	min 500 kHz
2400-2483.5	min 500 kHz
5725-5850	min 500 kHz

Test equipment used: ETSTW-CE 003 , ETSTW-RE 003

Comment: see attached diagram



Registration number: W6M20602-6575-C-2
 FCC ID: RXZ-WM61RL

3.7 Peak Power Spectral Density

Peak Power Spectral density is a measured at low, middle and high channel.
 The peak output power is measured with a measurement bandwidth of 10 MHz and displayed on diagram together with Peak Power Spectral Density result which was measured with a bandwidth of 3 kHz, appreciate frequency span and sweep time.

Test conditions		Peak Power Spectral Density (3 kHz)		
		Channel A [dBm]	Channel B [dBm]	Channel C [dBm]
$T_{nom} = 23^{\circ}C$	$V_{nom} = 120\ V$	-15.29	-15.42	-16.58
Measurement uncertainty		< 3 Hz		

Limits:

Frequency Range MHz	dBm
902-928	8
2400-2483,5	8
5725-5850	8

Test equipment used: ETSTW-CE 003 , ETSTW-RE 003

Comment: see attached diagram

Registration number: W6M20602-6575-C-2
FCC ID: RXZ-WM61RL

3.8 Radiated Emissions from Receiver Section of Transceiver

FCC Rule: 15.109

Summary table with radiated data of the test plots

(RX_Antenna 1)

(CH1)


Antenna Polarization	Frequency Marker (MHz)	Corrected Reading (dBuV)	Correction Factor (dB)	Detector	Test Result (dBuV/m)	Compliance Limit (dBuV/m)	Margin (dB)	Table Azimuth (degree)
V	33.066132	21.58	12.35	PK	33.93	40	6.07	146.7
	198.637275	22.33	12.37	PK	34.7	43.5	8.8	45.1
	201.603206	21.68	12.14	PK	33.82	43.5	9.68	55.0
	268.937876	37.53	-2.0	PK	35.53	46	10.47	222.3
	3218.436874	40.31	0.34	PK	40.65	54.0	13.35	66.2
	6436.873747	42.13	5.98	PK	48.11	54.0	5.89	94.2

Antenna Polarization	Frequency Marker (MHz)	Corrected Reading (dBuV)	Correction Factor (dB)	Detector	Test Result (dBuV/m)	Compliance Limit (dBuV/m)	Margin (dB)	Table Azimuth (degree)
H	100.861723	27.09	11.49	PK	38.58	43.5	4.92	15.4
	198.637275	28.28	12.37	PK	40.63	43.5	2.87	44.8
	360.320641	26.18	16.8	PK	42.98	46.0	3.02	74.1
	3218.436874	38.76	0.34	PK	39.10	54.0	14.9	66.8

(CH6)

Antenna Polarization	Frequency Marker (MHz)	Corrected Reading (dBuV)	Correction Factor (dB)	Detector	Test Result (dBuV/m)	Compliance Limit (dBuV/m)	Margin (dB)	Table Azimuth (degree)
V	100.861723	21.85	11.49	PK	33.34	43.5	10.16	14.8
	196.593186	22.87	12.37	PK	35.24	43.5	8.26	47.1
	268.937876	18.26	14.38	PK	32.64	46.0	13.36	211.8
	3248.496994	41.73	0.33	PK	42.06	54.0	11.94	65.4
	6501.002004	40.18	5.98	PK	46.16	54.0	7.84	72.3

Antenna Polarization	Frequency Marker (MHz)	Corrected Reading (dBuV)	Correction Factor (dB)	Detector	Test Result (dBuV/m)	Compliance Limit (dBuV/m)	Margin (dB)	Table Azimuth (degree)
H	100.861723	27.57	11.49	PK	39.06	43.5	4.44	16.67
	198.637275	28.38	12.37	PK	40.75	43.5	2.75	46.3
	201.603206	29.76	12.14	PK	41.90	43.5	1.6	49.1
	3248.496994	39.68	0.34	PK	40.02	54.0	13.98	64.8



Registration number: W6M20602-6575-C-2
 FCC ID: RXZ-WM61RL

(CH11)

Antenna Polarization	Frequency Marker (MHz)	Corrected Reading (dBuV)	Correction Factor (dB)	Detector	Test Result (dBuV/m)	Compliance Limit (dBuV/m)	Margin (dB)	Table Azimuth (degree)
V	100.861723	22.96	11.49	PK	34.45	43.5	9.05	14.6
	196.593186	22.66	12.37	PK	35.03	43.5	8.47	47.0
	268.937876	16.99	14.38	PK	31.37	46.0	14.63	214.5
	3284.569138	39.99	0.27	PK	40.26	54.0	13.74	66.9
	6565.130261	38.76	5.96	PK	44.72	54.0	9.28	71.1

Antenna Polarization	Frequency Marker (MHz)	Corrected Reading (dBuV)	Correction Factor (dB)	Detector	Test Result (dBuV/m)	Compliance Limit (dBuV/m)	Margin (dB)	Table Azimuth (degree)
H	100.861723	27.02	11.49	PK	38.59	43.5	4.99	12.2
	198.637275	27.7	12.37	PK	40.07	43.5	3.43	48.1
	201.603206	30.16	12.14	PK	42.30	43.5	1.2	55.0
	3284.569138	40.11	0.27	PK	40.38	54.0	13.62	67.1

- Note :
1. Correction Factor = Antenna Factor + Cable Loss – Pre-amplifier.
 2. The formula of measured value as: Test Result = Corrected Reading + Correction Factor.
 3. Detector function in the form: P = Peak, QP = Quasi Peak, AV=Average.

Registration number: W6M20602-6575-C-2

FCC ID: RXZ-WM61RL

(RX Antenna 2)
(CH1)


Antenna Polarization	Frequency Marker (MHz)	Corrected Reading (dBuV)	Correction Factor (dB)	Detector	Test Result (dBuV/m)	Compliance Limit (dBuV/m)	Margin (dB)	Table Azimuth (degree)
V	99.158317	24.22	11.49	PK	35.71	43.5	7.97	125
	196.593186	21.88	12.35	PK	34.23	43.5	9.27	90
	201.603206	20.2	12.14	PK	32.34	43.5	11.16	90
	3218.436874	43.05	0.33	PK	43.38	54.0	10.62	62
	6436.873747	41.16	5.98	PK	47.14	54.0	6.86	73

Antenna Polarization	Frequency Marker (MHz)	Corrected Reading (dBuV)	Correction Factor (dB)	Detector	Test Result (dBuV/m)	Compliance Limit (dBuV/m)	Margin (dB)	Table Azimuth (degree)
H	100.861723	26.75	11.49	PK	38.24	43.5	5.26	125
	198.637275	30.19	12.26	PK	42.45	43.5	1.05	90
	201.603206	30.71	12.14	QP	42.85	43.5	0.65	90
	3218.436874	40.12	0.33	PK	40.45	54.0	13.55	62
	4697.394790	36.68	4.34	PK	41.02	54.0	12.98	73

Antenna Polarization	Frequency Marker (MHz)	Corrected Reading (dBuV)	Correction Factor (dB)	Detector	Test Result (dBuV/m)	Compliance Limit (dBuV/m)	Margin (dB)	Table Azimuth (degree)
V	99.158317	24.34	11.49	PK	35.83	43.5	7.67	125
	196.593186	22.08	12.35	PK	34.43	43.5	9.07	90
	201.603206	20.39	12.14	PK	32.53	43.5	10.97	90
	3248.496994	41.13	0.27	PK	41.40	54.0	12.6	163
	6501.002004	39.7	6.17	PK	45.87	54.0	8.13	42

(CH6)

Antenna Polarization	Frequency Marker (MHz)	Corrected Reading (dBuV)	Correction Factor (dB)	Detector	Test Result (dBuV/m)	Compliance Limit (dBuV/m)	Margin (dB)	Table Azimuth (degree)
H	100.861723	26.82	11.89	PK	38.31	43.5	5.19	125
	198.637275	29.69	12.26	PK	41.95	43.5	1.55	90
	201.603206	31	12.14	PK	43.14	43.5	0.36	90
	3248.496994	39.58	0.27	PK	39.85	54.0	14.15	83



Registration number: W6M20602-6575-C-2
 FCC ID: RXZ-WM61RL

(CH11)

Antenna Polarization	Frequency Marker (MHz)	Corrected Reading (dBuV)	Correction Factor (dB)	Detector	Test Result (dBuV/m)	Compliance Limit (dBuV/m)	Margin (dB)	Table Azimuth (degree)
V	99.158317	23.17	11.49	PK	34.66	43.5	8.84	125
	196.593186	21.32	12.35	PK	33.67	43.5	9.53	90
	201.603206	21.99	12.14	PK	34.13	43.5	9.37	90
	3284.569138	40.09	0.27	PK	40.36	54.0	13.64	63
	6565.130261	42.93	5.96	PK	48.89	54.0	5.11	142

Antenna Polarization	Frequency Marker (MHz)	Corrected Reading (dBuV)	Correction Factor (dB)	Detector	Test Result (dBuV/m)	Compliance Limit (dBuV/m)	Margin (dB)	Table Azimuth (degree)
H	100.861723	26.85	11.49	PK	38.34	43.5	5.16	125
	198.637275	29.82	12.26	PK	42.08	43.5	1.42	90
	201.603206	30.23	12.14	PK	42.37	43.5	1.13	90
	3284.569138	38.51	0.27	PK	38.78	54.0	15.22	63

- Note :
1. Correction Factor = Antenna Factor + Cable Loss – Preamplifier.
 2. The formula of measured value as: Test Result = Corrected Reading + Correction Factor.
 3. Detector function in the form: P = Peak, QP = Quasi Peak, AV=Average.

(Digital_Antenna 1)

Antenna Polarization	Frequency Marker (MHz)	Corrected Reading (dBuV)	Correction Factor (dB)	Detector	Test Result (dBuV/m)	Compliance Limit (dBuV/m)	Margin (dB)	Table Azimuth (degree)	Antenna Height (cm)
V	193.186737	23.42	12.96	P	36.38	43.5	7.12	95	147
	201.603206	23.63	12.14	P	35.77	43.5	7.73	90	125
	268.937876	18.81	14.38	P	33.19	46	12.83	275	100

Antenna Polarization	Frequency Marker (MHz)	Corrected Reading (dBuV)	Correction Factor (dB)	Detector	Test Result (dBuV/m)	Compliance Limit (dBuV/m)	Margin (dB)	Table Azimuth (degree)	Antenna Height (cm)
H	198.637275	30.57	12.26	QP	42.83	43.5	0.67	90	124
	201.7121009	30.49	12.14	QP	42.63	43.5	0.87	90	130
	268.937876	27.83	14.38	P	42.21	46	3.79	275	105

(Antenna 2)

Antenna Polarization	Frequency Marker (MHz)	Corrected Reading (dBuV)	Correction Factor (dB)	Detector	Test Result (dBuV/m)	Compliance Limit (dBuV/m)	Margin (dB)	Table Azimuth (degree)	Antenna Height (cm)
V	196.253078	22.62	12.35	P	34.97	43.5	8.53	90	149
	201.603206	22.33	12.14	P	34.47	43.5	9.03	90	128
	268.937876	18.84	14.38	P	33.22	46	12.78	275	110

Antenna Polarization	Frequency Marker (MHz)	Corrected Reading (dBuV)	Correction Factor (dB)	Detector	Test Result (dBuV/m)	Compliance Limit (dBuV/m)	Margin (dB)	Table Azimuth (degree)	Antenna Height (cm)
H	198.637275	30.85	12.26	QP	43.11	43.5	0.39	90	220
	201.6905228	30.81	12.14	QP	42.95	43.5	0.55	90	121
	268.937876	27.54	14.38	P	42.92	46	4.08	275	100

- Note :**
1. Correction Factor = Antenna Factor + Cable Loss – Preamplifier.
 2. The formula of measured value as : Test Result = Corrected Reading + Correction Factor.
 3. Detector function in the form : P = Peak, QP = Qusai Peak, AV=Average.

Test equipment used: ETSTW-RE 015, ETSTW-RE 016, ETSTW-RE 017, ETSTW-CS 001, ETSTW-RE 026, ETSTW-RE 003, ETSTW-RE 025

Comment: see attached diagram

Registration number: W6M20602-6575-C-2

FCC ID: RXZ-WM61RL

3.9 Power Line Conducted Emission

For an intentional radiator which is designed to be connected to the public utility (AC) power line, the radio frequency voltage that is conducted back onto the AC line on any frequency or frequencies within the band 150 kHz to 30 MHz shall not exceed the limits in the table bellows with this provision shall be based on the measurement of the radio frequency voltage between each power line and ground at the power terminals.

This measurement was transact first with instrumentation using an average and peak detector and a 10 kHz bandwidth. If the peak detector achieves a calculated level, the measurement is repeated by an instrumentation using a quasi-peak detector.

Frequency	Level (dB μ V)	
	quasi-peak	average
150 kHz	lower limit line	Lower limit line


LISN type	Frequency Marker (MHz)	Corrected Reading (dB μ V)	Correction Factor (dB)	Detector	Test Result (dB μ V)	Compliance Limit (dB μ V)	Margin (dB)
N	0.15	46.2	10.1	QP	56.3	66.0	9.7
	0.15	30.9	10.1	AV	41.0	56.0	15
	0.59	33.0	10.1	QP	43.1	56.0	12.9
	0.59	22.5	10.1	AV	32.6	46.0	13.4
	17.13	30.7	10.1	QP	40.8	60.0	19.2
	17.13	18.7	10.1	AV	28.8	50.0	21.2

LISN type	Frequency Marker (MHz)	Corrected Reading (dB μ V)	Correction Factor (dB)	Detector	Test Result (dB μ V)	Compliance Limit (dB μ V)	Margin (dB)
L1	0.15	44.1	10.1	QP	54.2	66.0	11.8
	0.15	31.8	10.1	AV	41.9	56.0	14.1
	0.67	33.6	10.1	QP	43.7	56.0	12.3
	0.67	21.2	10.1	AV	31.3	46.0	14.7
	14.12	28.7	10.1	QP	38.8	60.0	21.2
	14.12	19.4	10.1	AV	29.5	50.0	20.5

Note : 1. Correction Factor = Antenna Factor + Cable Loss – Pre-amplifier.

2. The formula of measured value as : Test Result = Corrected Reading + Correction Factor.

3. Detector function in the form : P = Peak, QP = Qusai Peak, AV=Average.




Registration number: W6M20602-6575-C-2
FCC ID: RXZ-WM61RL

Limits:

Frequency of Emission (MHz)	Conducted Limit (dBuV)	
	Quasi Peak	Average
0.15-0.5	66 to 56	56 to 46
0.5-5	56	46
5-30	60	50

Test equipment used: ETSTW-CE 004, ETSTW-CE 001, ETSTW-RE 023


Comment: see attached diagram



Registration number: W6M20602-6575-C-2
FCC ID: RXZ-WM61RL

Appendix

- A Peak Output Power
- B Spurious Emissions radiated – Transmitter operating
- C Band Edge Measurement
- D Minimum 6dB Bandwidth
- E Peak Power Spectral Density
- F Radiated Emissions from Receiver Section of Transceiver
- G Power Line Conducted Emission
- H Pictures

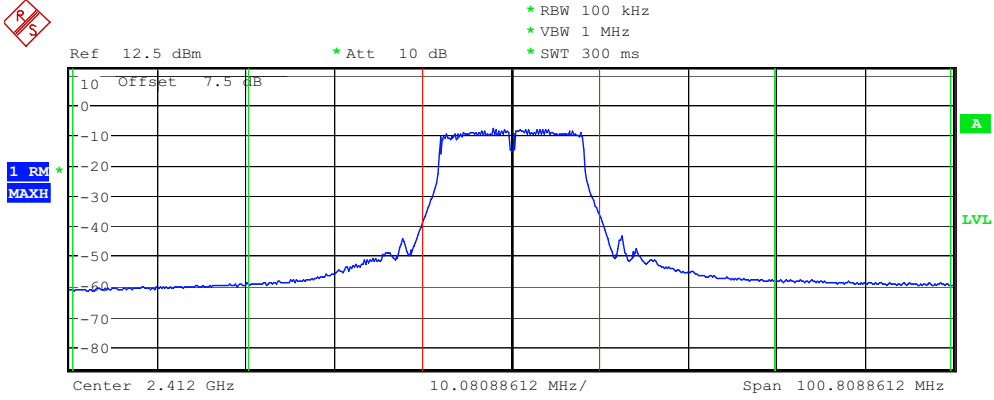


Registration number: W6M20602-6575-C-2
FCC ID: RXZ-WM61RL

Appendix A

Peak Output Power

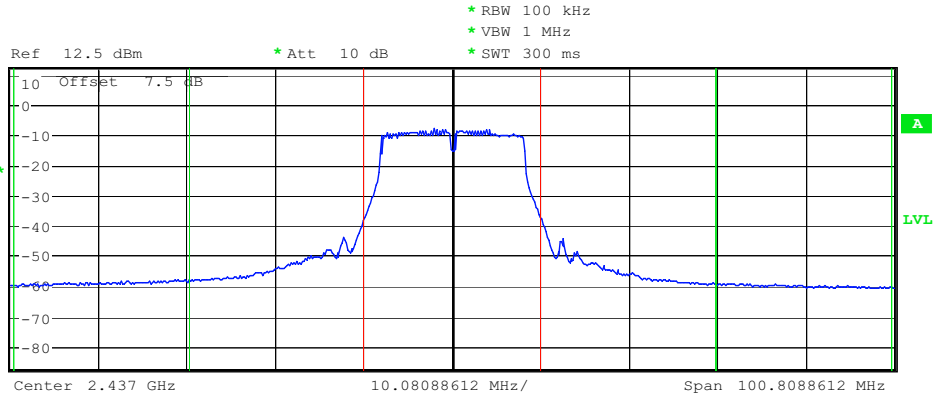
The measurement diagram are wideband pre-scan results; only for reference.



Tx Channel			
Bandwidth	20 MHz	Power	12.30 dBm
Adjacent Channel			
Bandwidth	20 MHz	Lower	-40.24 dB
Spacing	20 MHz	Upper	-38.93 dB
Alternate Channel			
Bandwidth	20 MHz	Lower	-50.30 dB
Spacing	40 MHz	Upper	-48.74 dB

MAX OUTPUT POWER 802.11g CH 1

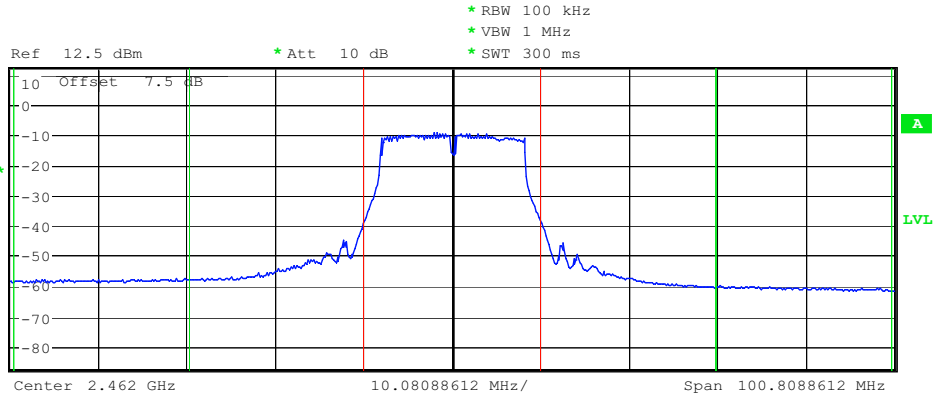
Date: 26.JAN.2006 11:44:13



Tx Channel			
Bandwidth	20 MHz	Power	12.23 dBm
Adjacent Channel			
Bandwidth	20 MHz	Lower	-39.44 dB
Spacing	20 MHz	Upper	-39.61 dB
Alternate Channel			
Bandwidth	20 MHz	Lower	-48.81 dB
Spacing	40 MHz	Upper	-49.74 dB

MAX OUTPUT POWER 802.11g CH 6

Date: 26.JAN.2006 11:43:35



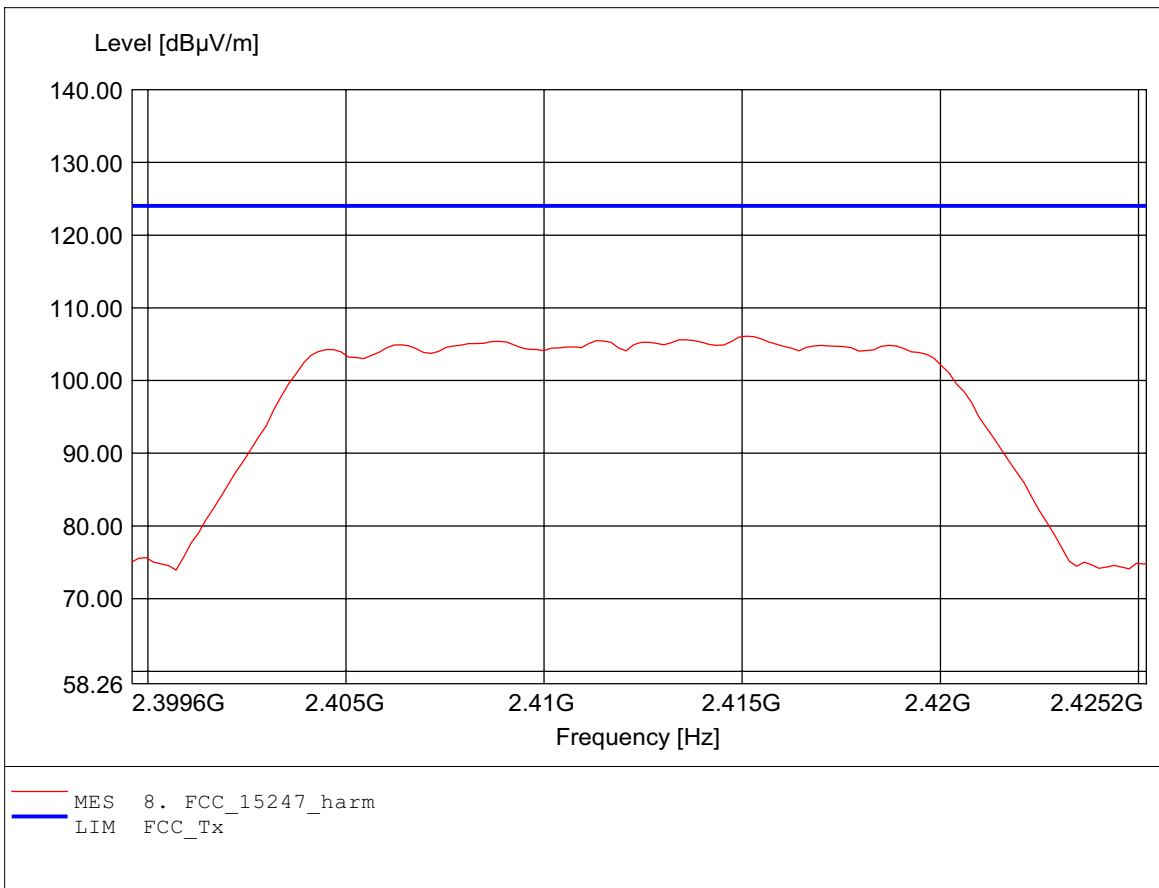
Tx Channel			
Bandwidth	20 MHz	Power	11.03 dBm
Adjacent Channel			
Bandwidth	20 MHz	Lower	-39.27 dB
Spacing	20 MHz	Upper	-39.68 dB
Alternate Channel			
Bandwidth	20 MHz	Lower	-46.87 dB
Spacing	40 MHz	Upper	-49.38 dB

MAX OUTPUT POWER 802.11g CH11

Date: 26.JAN.2006 11:43:07

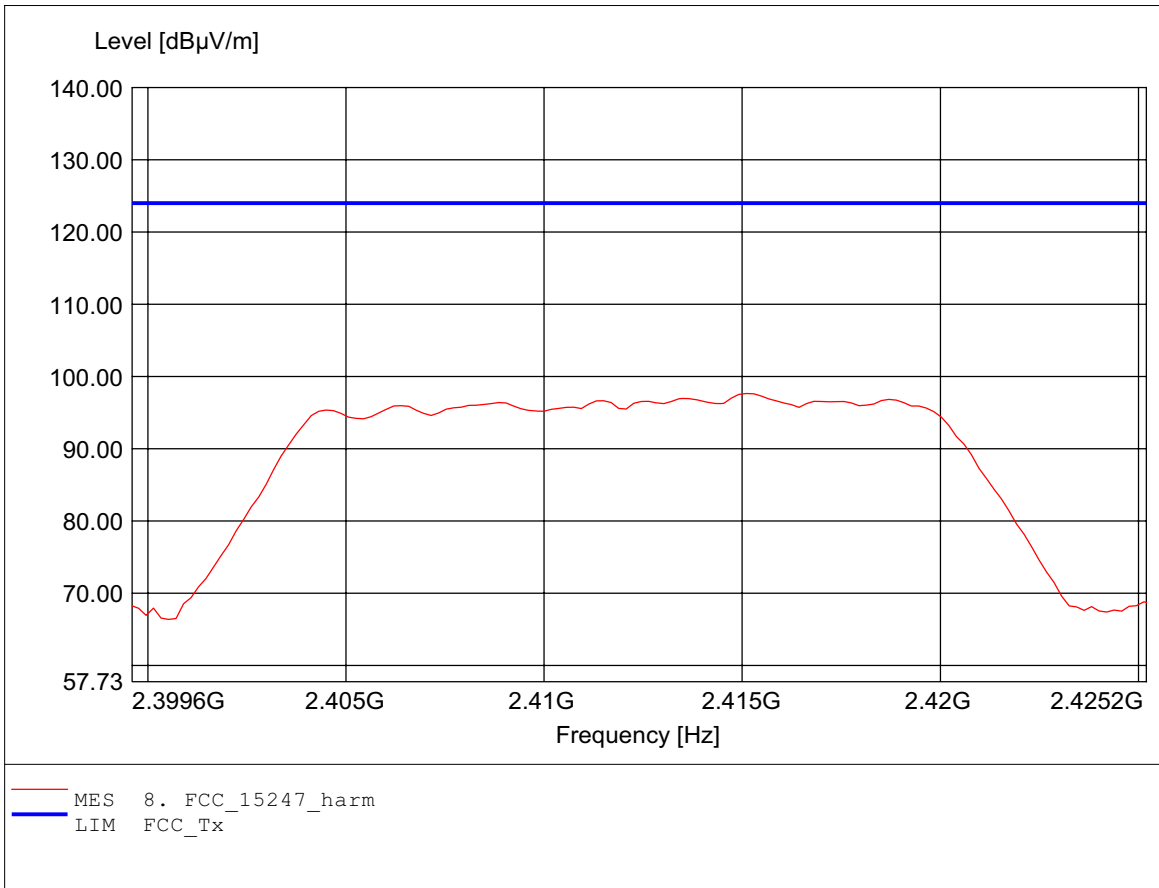
Carrier power (Field Strength)
FCC RULES PART 15, SUBPART C

EUT: WIRELESS MINI PCI
MODEL NO.: WM61RL 802.11g low channel ant.A
Approval Holder: PRO-NETS TECHNOLOGY CORPORATION
Test Site / Operator: ETS / Dennis
Temperature/Voltage: Temp.: 24.4°C/ Unom.: 120 VAC (power on pc)
Test Specification: according to §15.247
Comment 1: Dist.: 3m, Ant.: HL025
Freq: 2.415GHz, Emax: 106.08dBµV/m, RBW: 1MHz



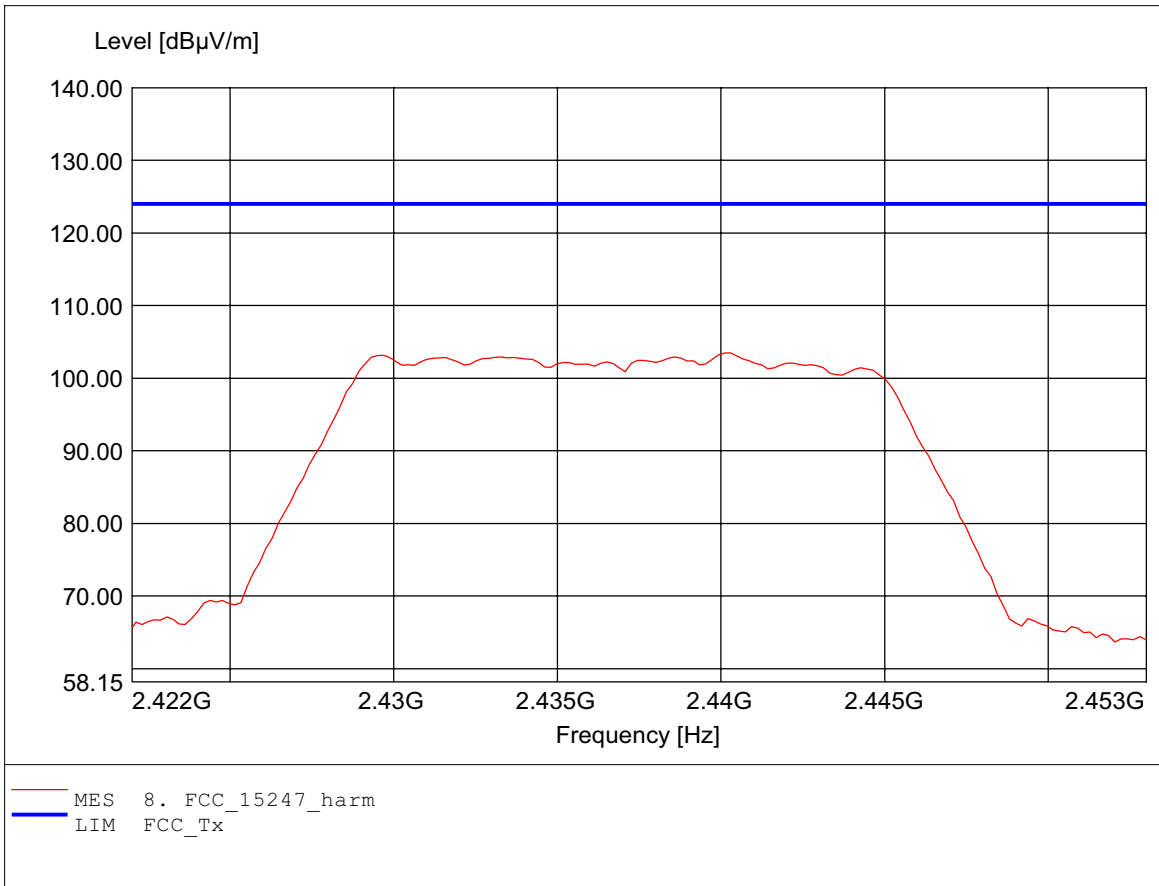
Carrier power (Field Strength)
FCC RULES PART 15, SUBPART C

EUT: WIRELESS MINI PCI
MODEL NO.: WM61RL 802.11g low channel ant.A
Approval Holder: PRO-NETS TECHNOLOGY CORPORATION
Test Site / Operator: ETS / Dennis
Temperature/Voltage: Temp.: 24.4°C/ Unom.: 120 VAC (power on pc)
Test Specification: according to §15.247
Comment 1: Dist.: 3m, Ant.: HL025
Freq: 2.415GHz, Emax: 97.62dBµV/m, RBW: 1MHz



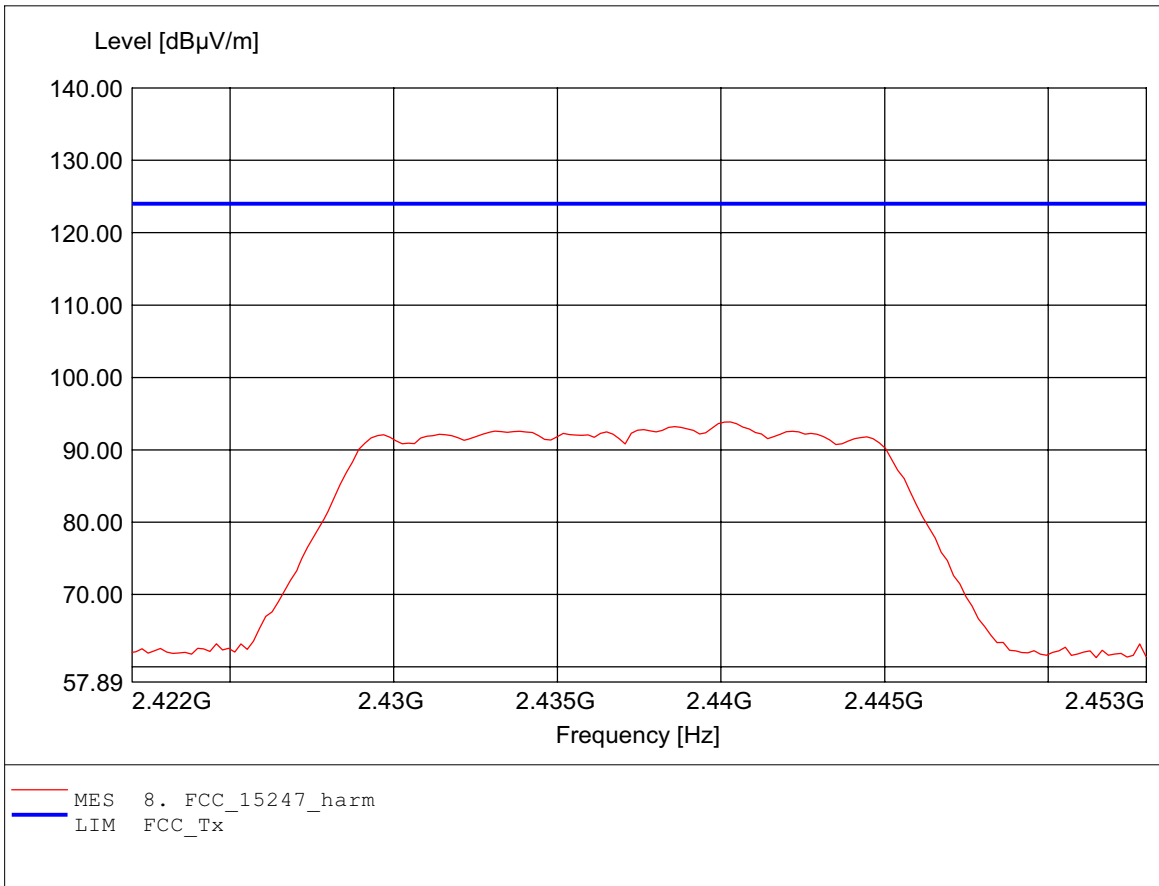
Carrier power (Field Strength)
FCC RULES PART 15, SUBPART C

EUT: WIRELESS MINI PCI
MODEL NO.: WM61RL 802.11g middle channel ant.A
Approval Holder: PRO-NETS TECHNOLOGY CORPORATION
Test Site / Operator: ETS / Dennis
Temperature/Voltage: Temp.: 24.4°C/ Unom.: 120 VAC (power on pc)
Test Specification: according to §15.247
Comment 1: Dist.: 3m, Ant.: HL025
Freq: 2.440GHz, Emax: 103.49dBµV/m, RBW: 1MHz



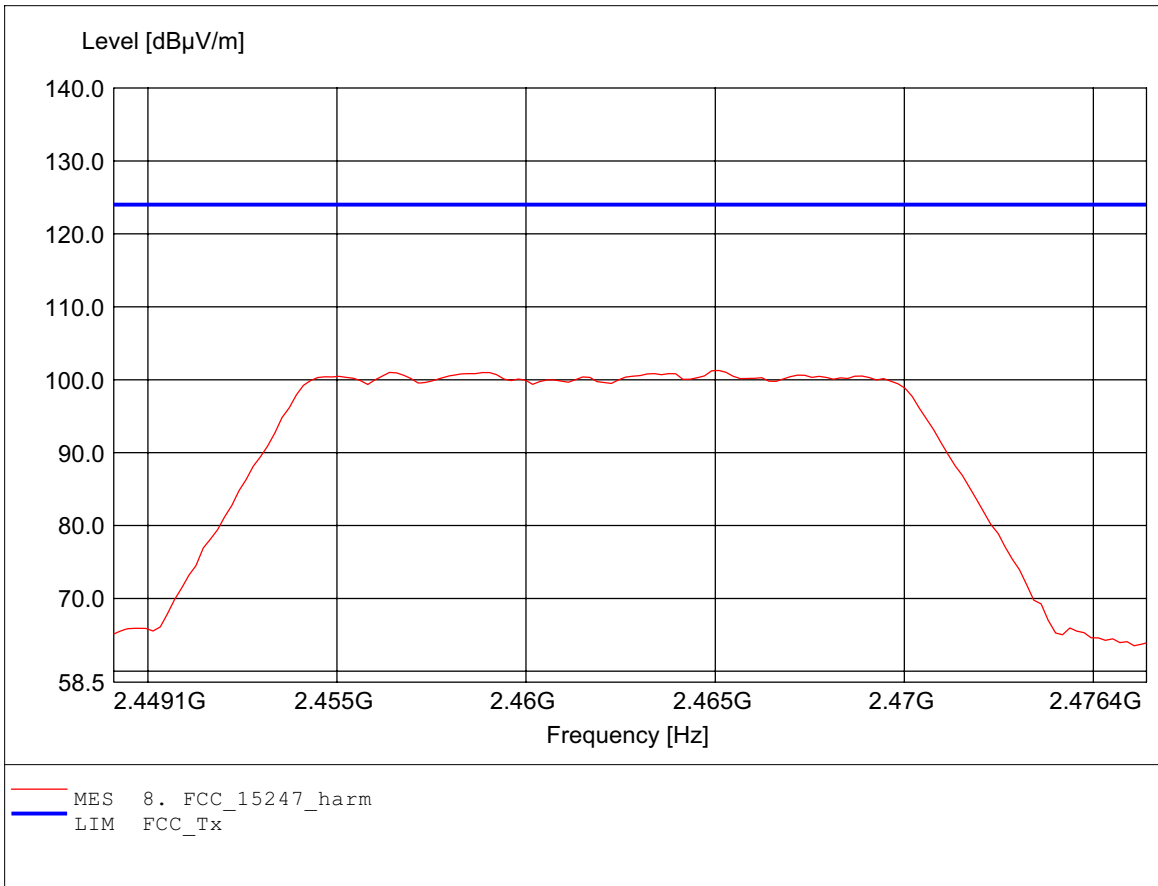
Carrier power (Field Strength)
FCC RULES PART 15, SUBPART C

EUT: WIRELESS MINI PCI
MODEL NO.: WM61RL 802.11g middle channel ant.A
Approval Holder: PRO-NETS TECHNOLOGY CORPORATION
Test Site / Operator: ETS / Dennis
Temperature/Voltage: Temp.: 24.4°C/ Unom.: 120 VAC (power on pc)
Test Specification: according to §15.247
Comment 1: Dist.: 3m, Ant.: HL025
Freq: 2.440GHz, Emax: 93.86dBμV/m, RBW: 1MHz



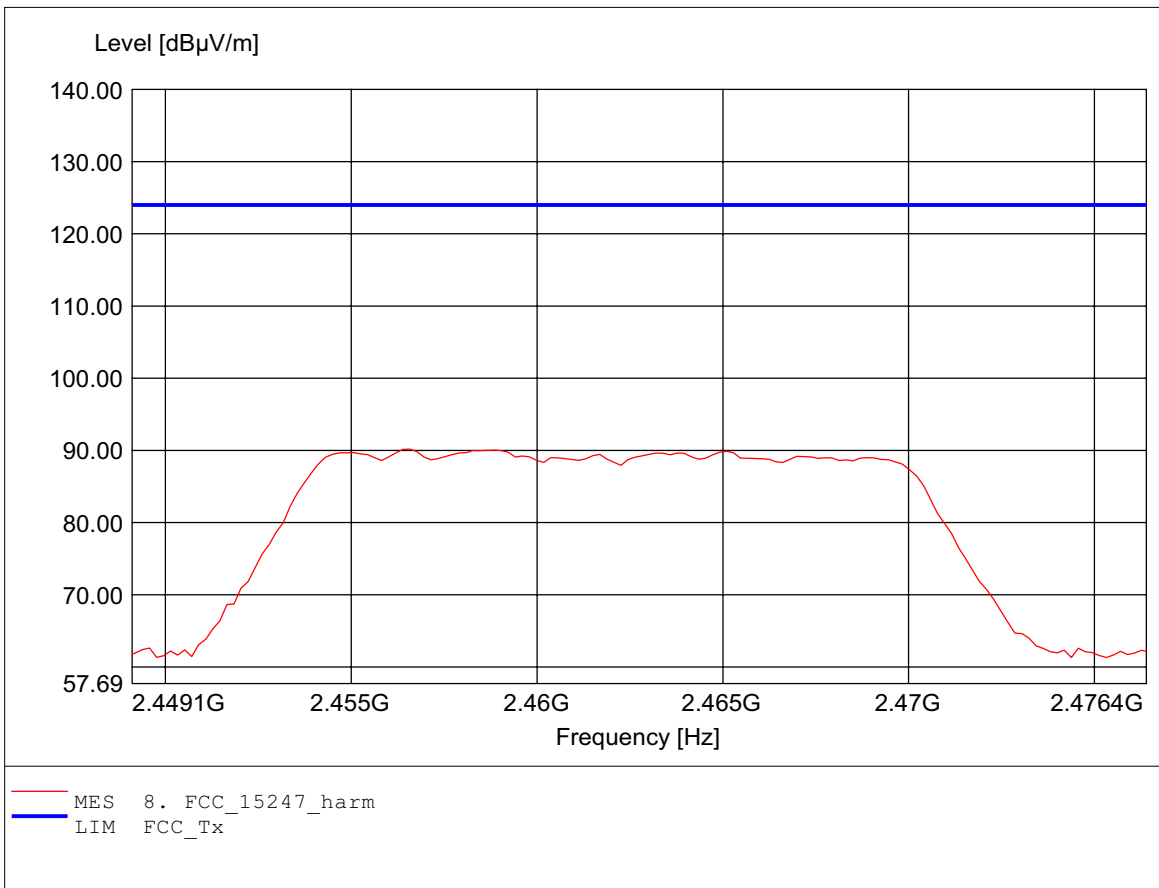
Carrier power (Field Strength)
FCC RULES PART 15, SUBPART C

EUT: WIRELESS MINI PCI
MODEL NO.: WM61RL 802.11g high channel ant.A
Approval Holder: PRO-NETS TECHNOLOGY CORPORATION
Test Site / Operator: ETS / Dennis
Temperature/Voltage: Temp.: 24.4°C/ Unom.: 120 VAC (power on pc)
Test Specification: according to §15.247
Comment 1: Dist.: 3m, Ant.: HL025
Freq: 2.465GHz, Emax: 101.24dBµV/m, RBW: 1MHz



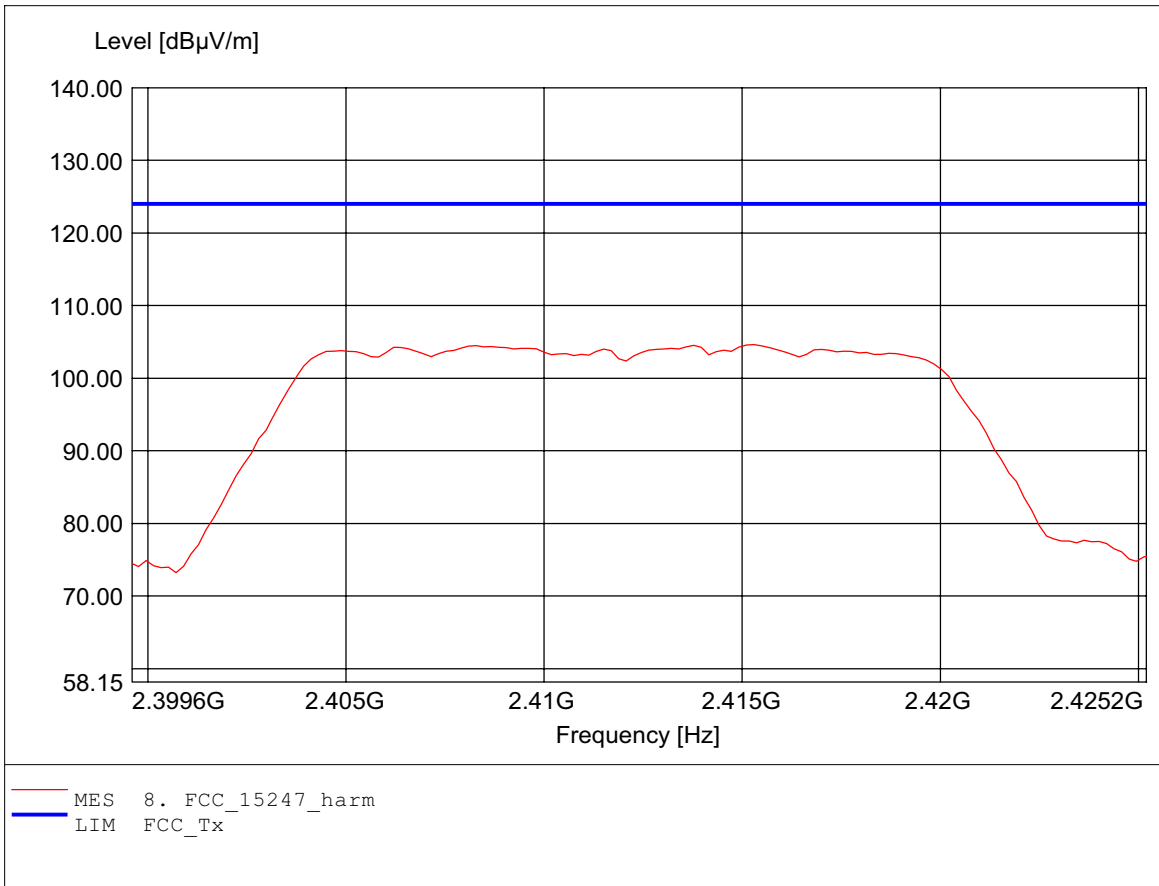
Carrier power (Field Strength)
FCC RULES PART 15, SUBPART C

EUT: WIRELESS MINI PCI
MODEL NO.: WM61RL 802.11g high channel ant.A
Approval Holder: PRO-NETS TECHNOLOGY CORPORATION
Test Site / Operator: ETS / Dennis
Temperature/Voltage: Temp.: 24.4°C/ Unom.: 120 VAC (power on pc)
Test Specification: according to §15.247
Comment 1: Dist.: 3m, Ant.: HL025
Freq: 2.457GHz, Emax: 90.17dBμV/m, RBW: 1MHz



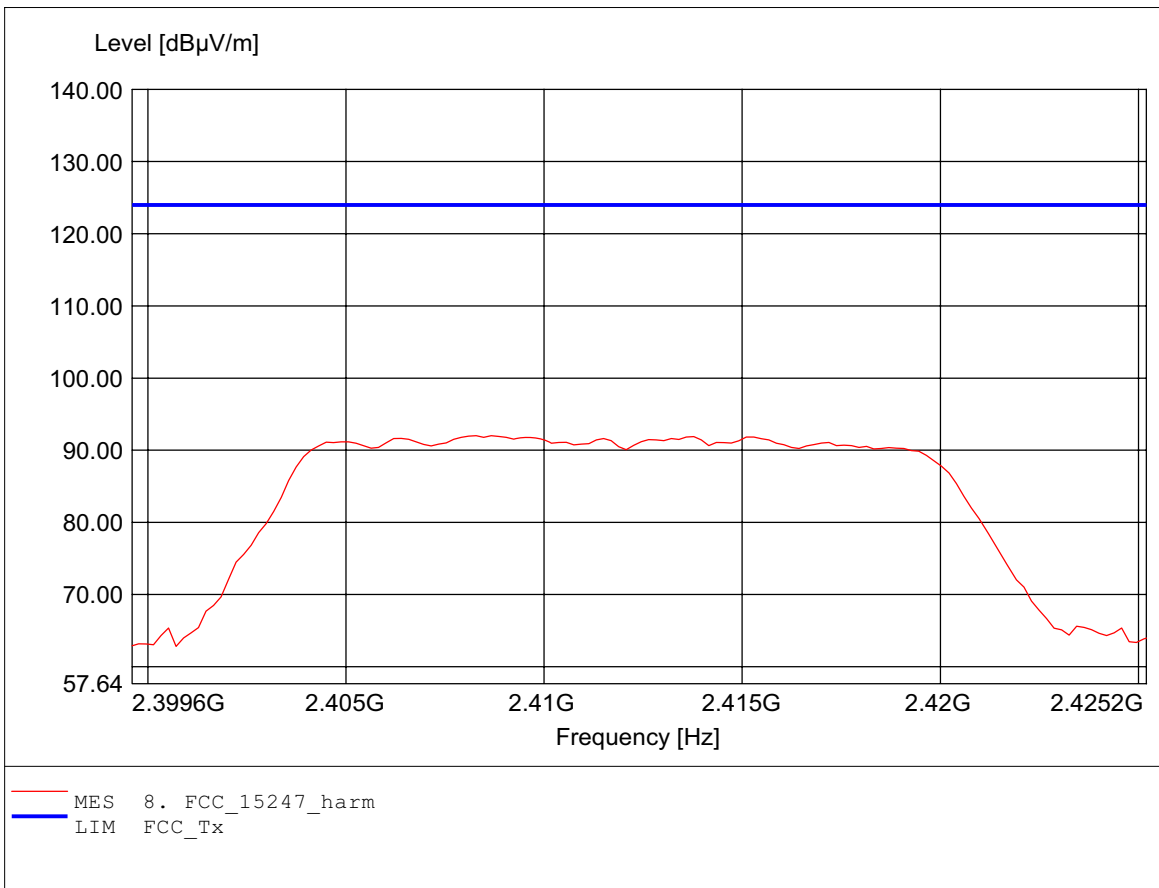
Carrier power (Field Strength)
FCC RULES PART 15, SUBPART C

EUT: WIRELESS MINI PCI
MODEL NO.: WM61RL 802.11g low channel ant.B
Approval Holder: PRO-NETS TECHNOLOGY CORPORATION
Test Site / Operator: ETS / Dennis
Temperature/Voltage: Temp.: 24.4°C/ Unom.: 120 VAC (power on pc)
Test Specification: according to §15.247
Comment 1: Dist.: 3m, Ant.: HL025
Freq: 2.415GHz, Emax: 104.62dBµV/m, RBW: 1MHz



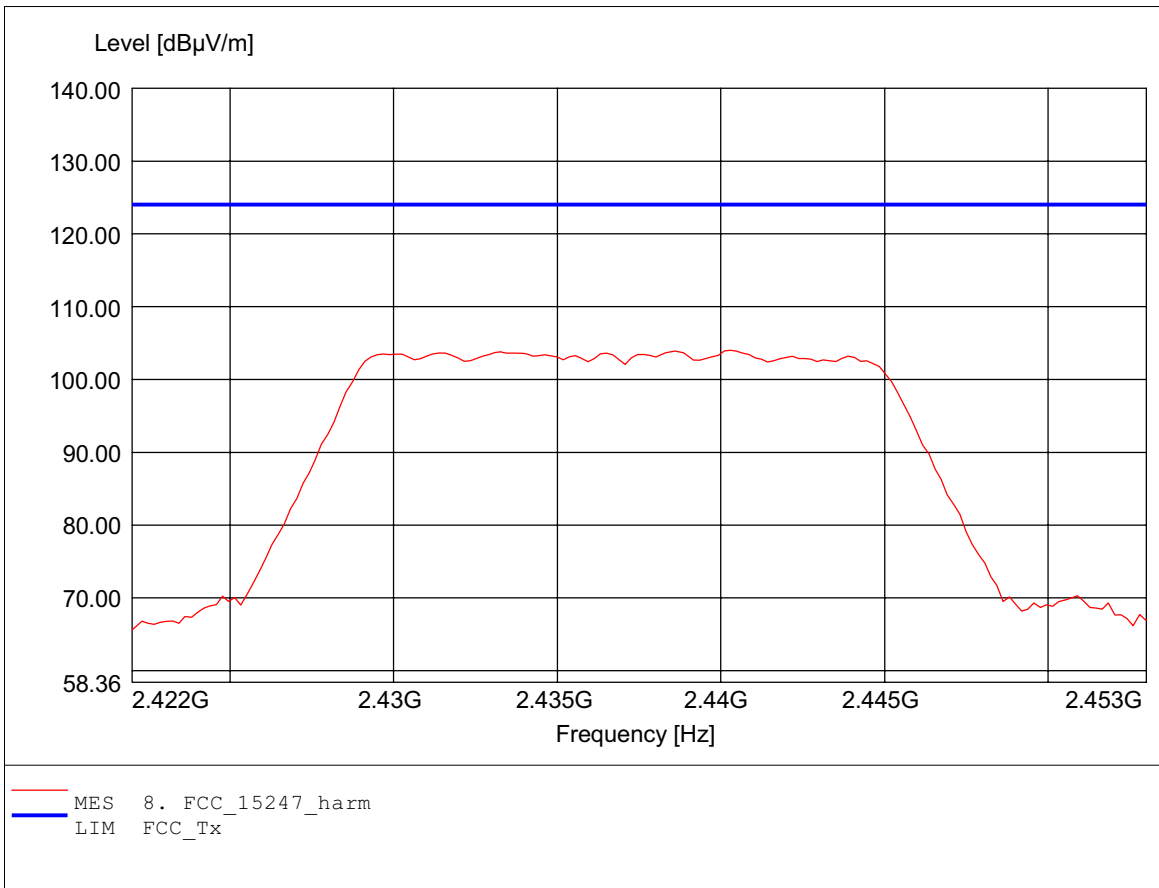
Carrier power (Field Strength)
FCC RULES PART 15, SUBPART C

EUT: WIRELESS MINI PCI
MODEL NO.: WM61RL 802.11g low channel ant.B
Approval Holder: PRO-NETS TECHNOLOGY CORPORATION
Test Site / Operator: ETS / Dennis
Temperature/Voltage: Temp.: 24.4°C/ Unom.: 120 VAC (power on pc)
Test Specification: according to §15.247
Comment 1: Dist.: 3m, Ant.: HL025
Freq: 2.408GHz, Emax: 92.01dBµV/m, RBW: 1MHz



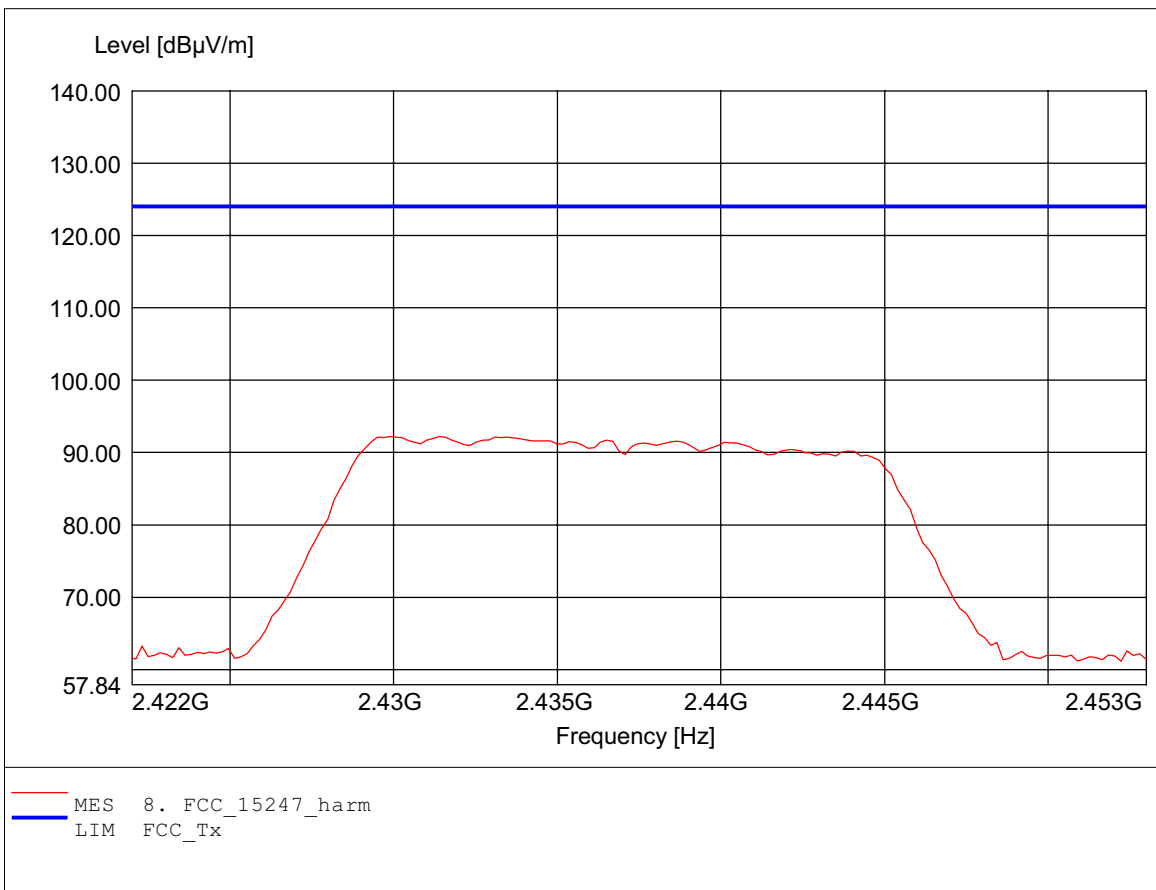
Carrier power (Field Strength)
FCC RULES PART 15, SUBPART C

EUT: WIRELESS MINI PCI
MODEL NO.: WM61RL 802.11g middle channel ant.B
Approval Holder: PRO-NETS TECHNOLOGY CORPORATION
Test Site / Operator: ETS / Dennis
Temperature/Voltage: Temp.: 24.4°C/ Unom.: 120 VAC (power on pc)
Test Specification: according to §15.247
Comment 1: Dist.: 3m, Ant.: HL025
Freq: 2.440GHz, Emax: 104.00dBµV/m, RBW: 1MHz



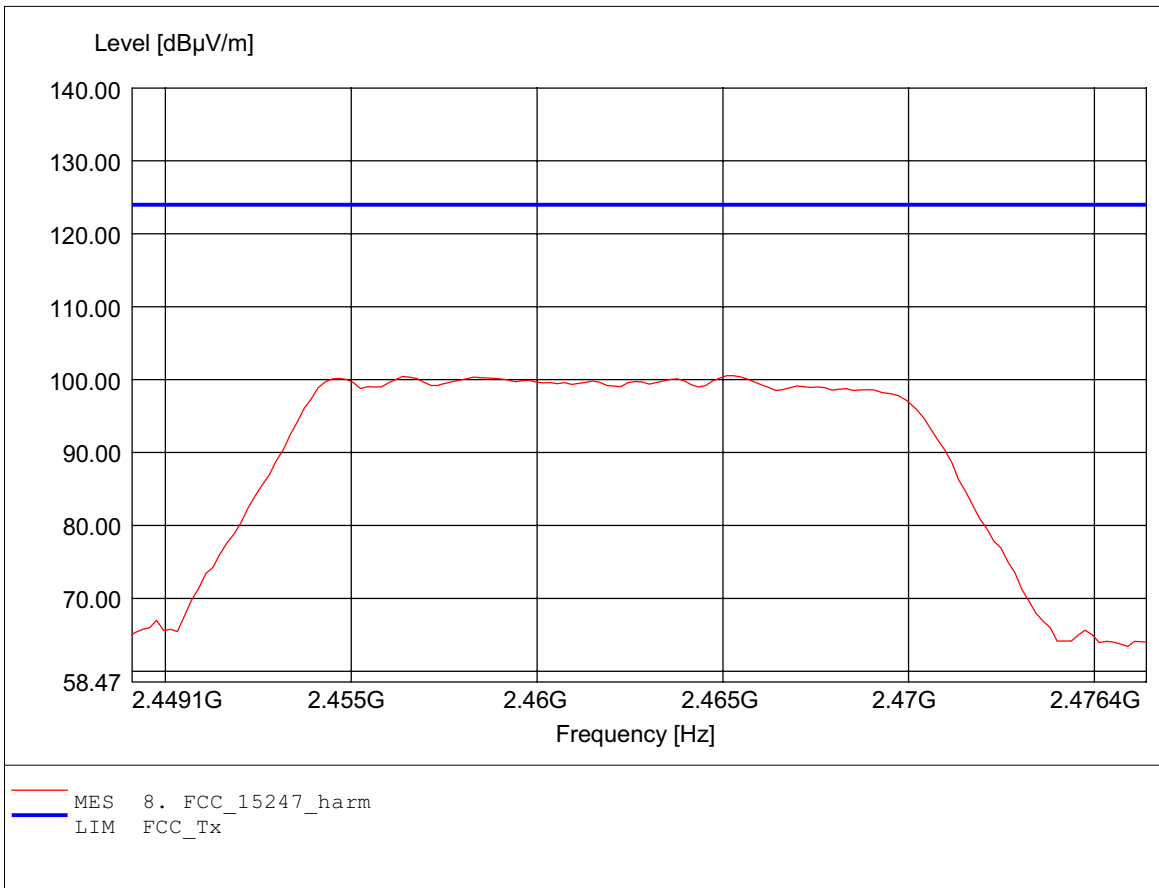
Carrier power (Field Strength)
FCC RULES PART 15, SUBPART C

EUT: WIRELESS MINI PCI
MODEL NO.: WM61RL 802.11g middle channel ant.B
Approval Holder: PRO-NETS TECHNOLOGY CORPORATION
Test Site / Operator: ETS / Dennis
Temperature/Voltage: Temp.: 24.4°C/ Unom.: 120 VAC (power on pc)
Test Specification: according to §15.247
Comment 1: Dist.: 3m, Ant.: HL025
Freq: 2.430GHz, Emax: 92.19dBµV/m, RBW: 1MHz



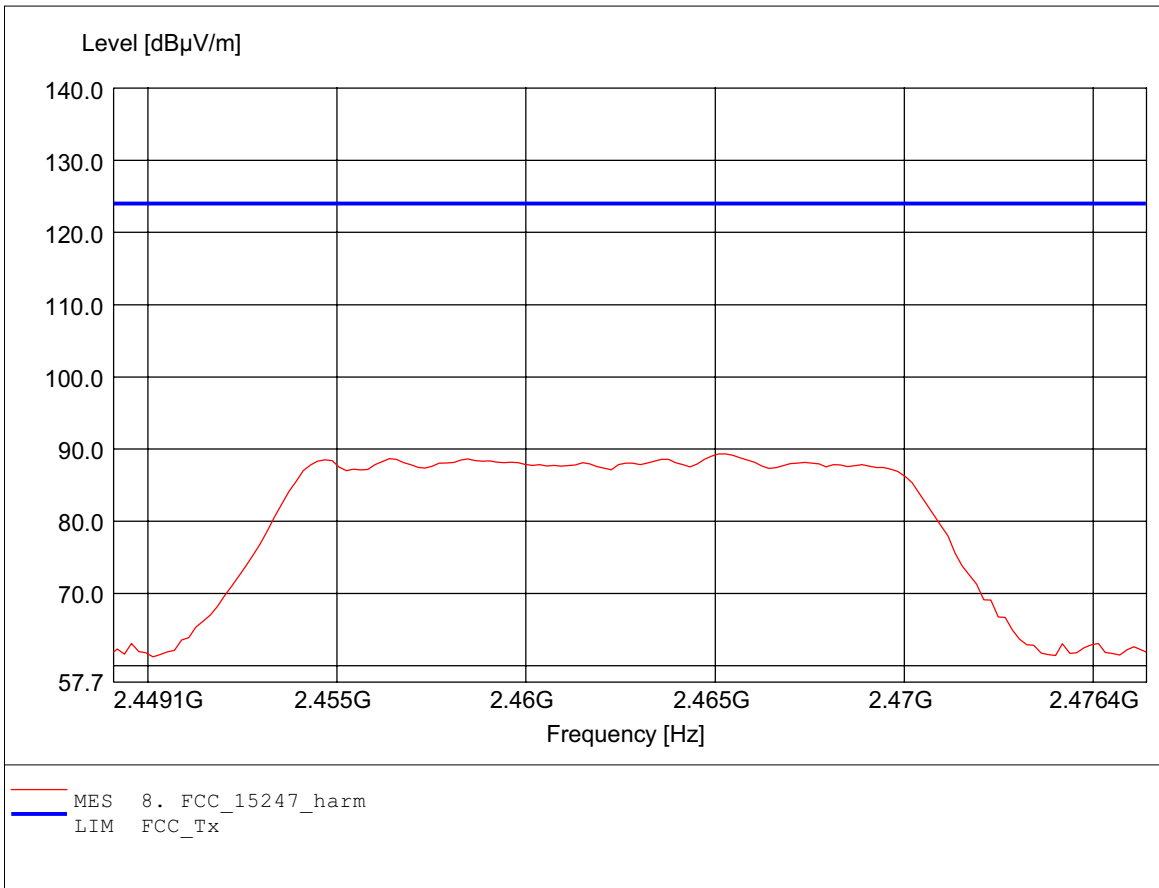
Carrier power (Field Strength)
FCC RULES PART 15, SUBPART C

EUT: WIRELESS MINI PCI
MODEL NO.: WM61RL 802.11g high channel ant.B
Approval Holder: PRO-NETS TECHNOLOGY CORPORATION
Test Site / Operator: ETS / Dennis
Temperature/Voltage: Temp.: 24.4°C/ Unom.: 120 VAC (power on pc)
Test Specification: according to §15.247
Comment 1: Dist.: 3m, Ant.: HL025
Freq: 2.465GHz, Emax: 100.54dBµV/m, RBW: 1MHz



Carrier power (Field Strength)
FCC RULES PART 15, SUBPART C

EUT: WIRELESS MINI PCI
MODEL NO.: WM61RL 802.11g high channel ant.B
Approval Holder: PRO-NETS TECHNOLOGY CORPORATION
Test Site / Operator: ETS / Dennis
Temperature/Voltage: Temp.: 24.4°C/ Unom.: 120 VAC (power on pc)
Test Specification: according to §15.247
Comment 1: Dist.: 3m, Ant.: HL025
Freq: 2.465GHz, Emax: 89.34dBµV/m, RBW: 1MHz





Registration number: W6M20602-6575-C-2
FCC ID: RXZ-WM61RL

Appendix B

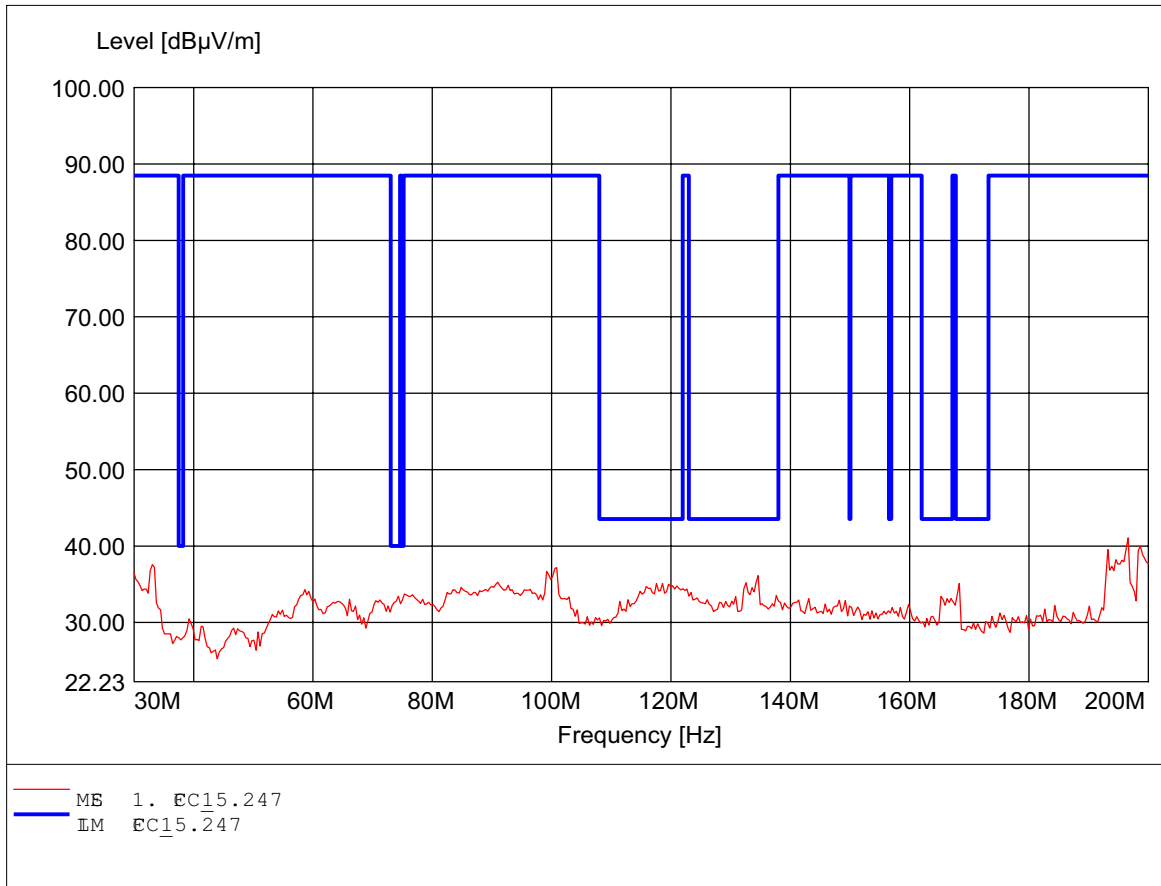
Spurious Emissions radiated – Transmitter operating

The measurement diagram are wideband pre-scan results; only for reference.

Spurious emissions Field Strength

FCC RULES PART 15, SUBPART C

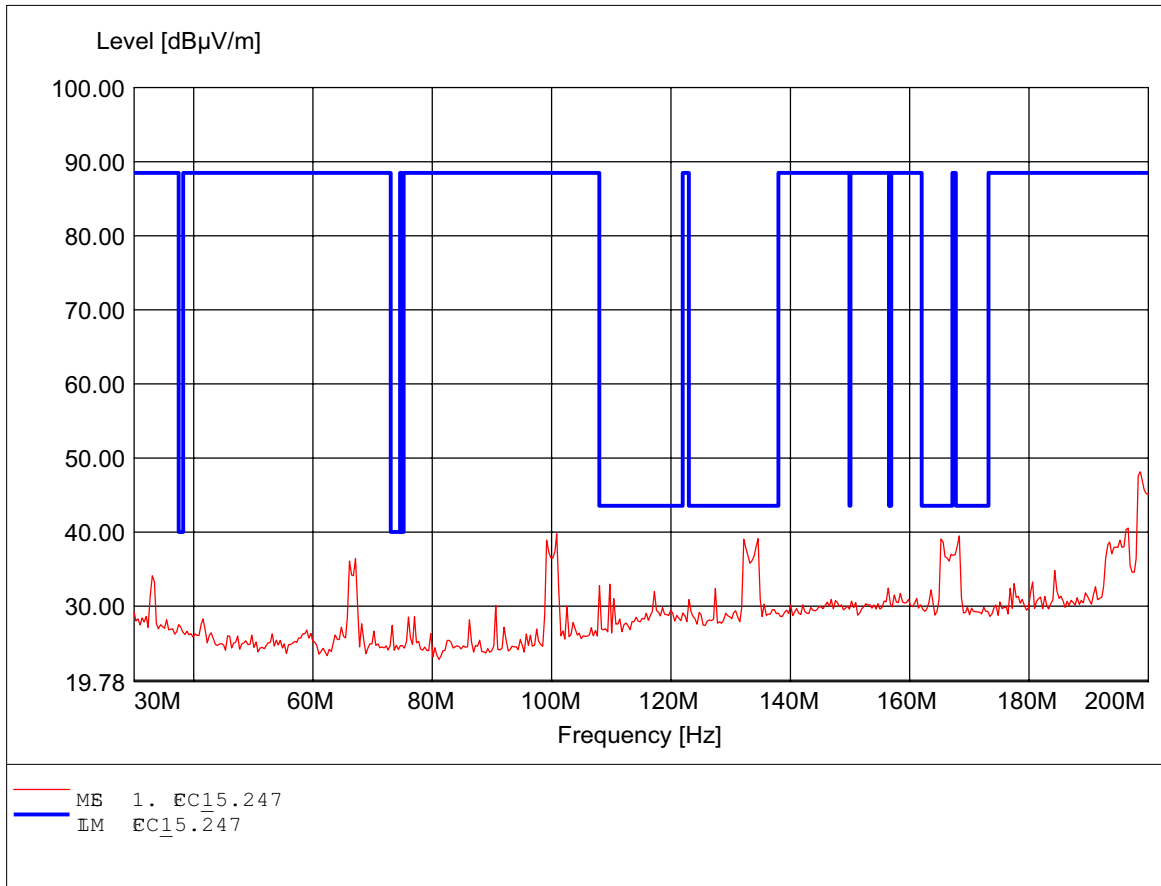
E: WIRES MINI EI
MODENO.: WM61RL 802.11g 1 channel ant.A
Appræl Høder: RO-NES TEHNOLOGICORORATION
Test Site / Operatø: ES / Dennis
Temperatne/Vøltage: Temp.: 24.4C/ Um.: 120 VAC (per n pc)
Test Spøfatn: aodng to 5.247
Comment 1: Dst.: 3m, Ant.: HK116
Føq 196.593MHz, Max 41.08dBµ/m, RBW: 100kHz



Spurious emissions Field Strength

FCC RULES PART 15, SUBPART C

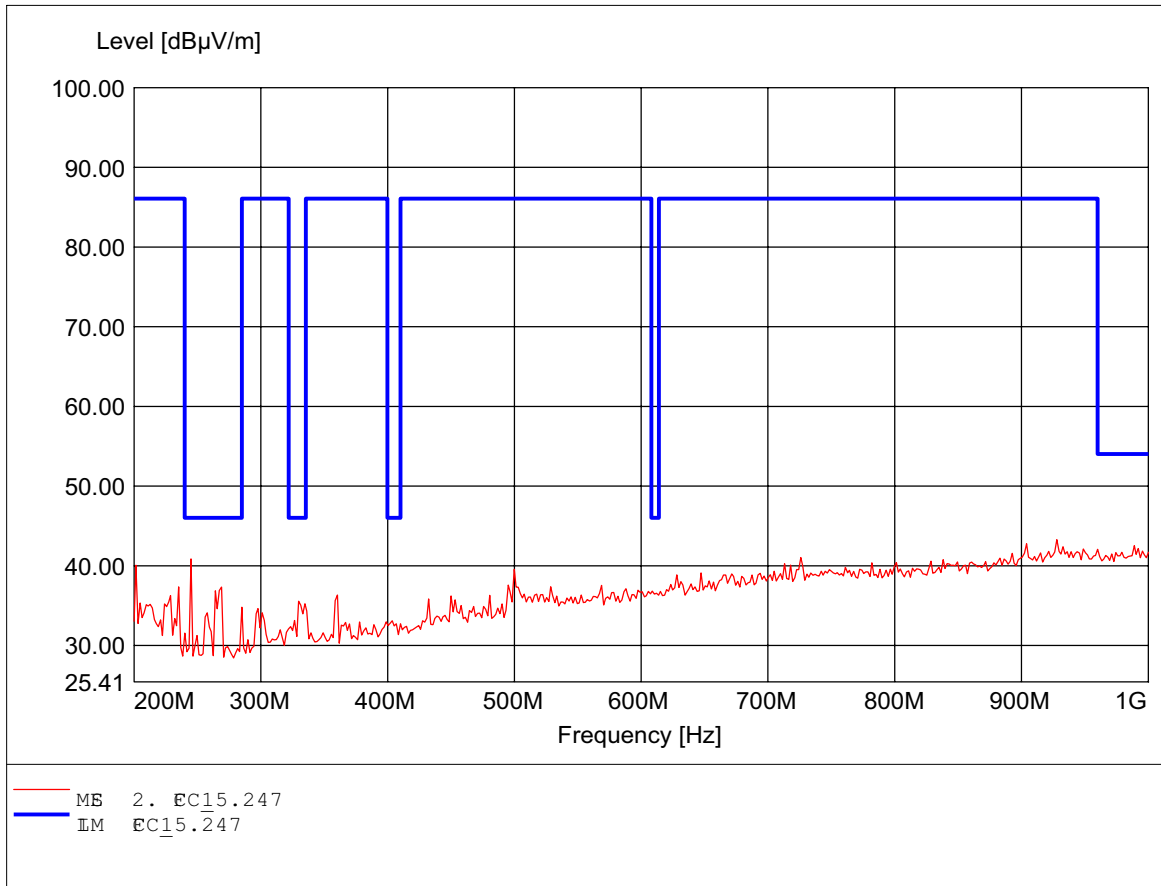
#: WIRES MINI EI
MODENO.: WM61RL 802.11g 1channel ant.A
Appræl Høder: RO-NES TEHNOLOGICORORATION
Test Site / Operatør: ES / Dennis
Temperatne/Vøltage: Temp.: 24.4C/ Um.: 120 VAC (per n pc)
Test Spesfætø: aodng to\$5.247
Comment 1: Dst.: 3m,Ant.: HK116
Feq 198.637MHz,Max 48.13dBµ/m, RBW: 100kHz



Spurious emissions Field Strength

FCC RULES PART 15, SUBPART C

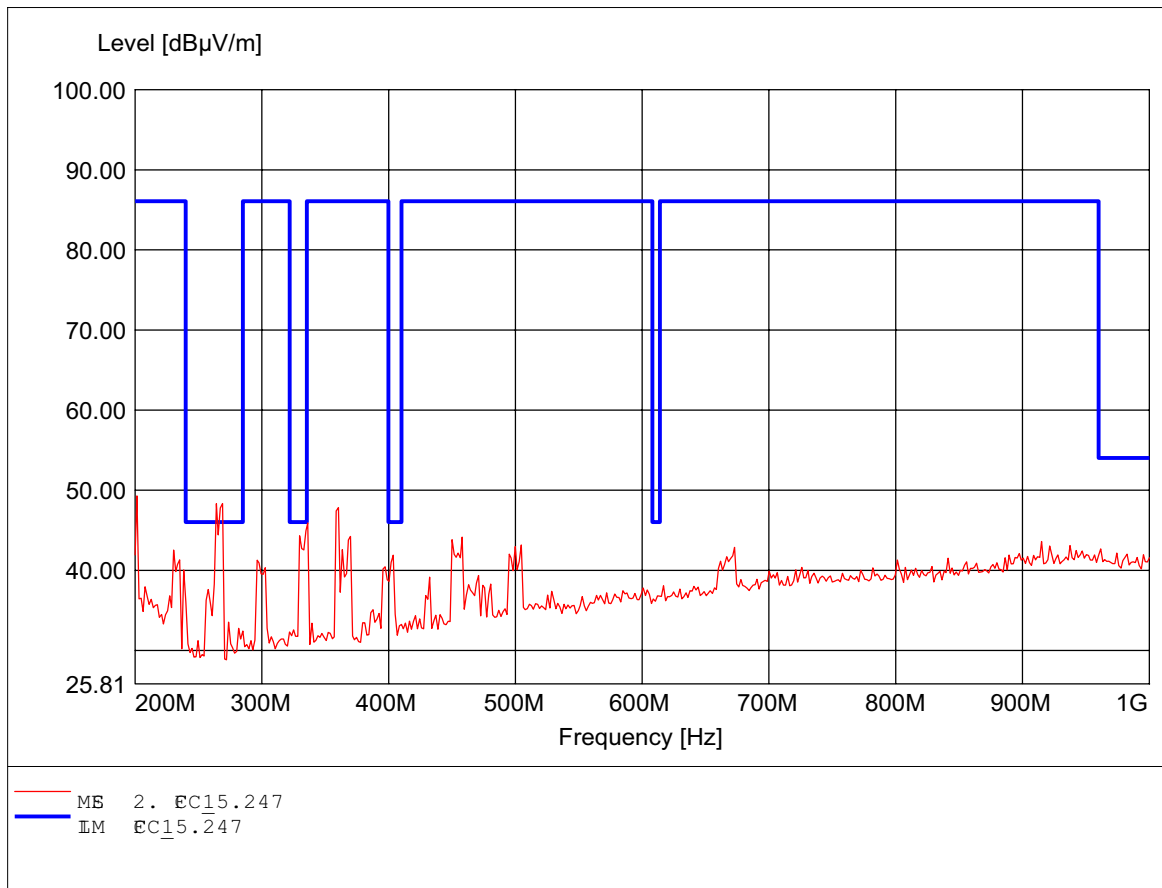
E: WIRES MINI EI
MODENO.: WM61RL 802.11g 10channel ant.A
Appræl Høder: RO-NES TEHNOLOGYCORORATION
Test Site / Operatør: ES / Dennis
Temperatire/Vøltage: Temp.: 24.4C/ Um.: 120 VAC (per n pc)
Test Spesifikatión: adding to 15.247
Comment 1: Dist.: 3m, Ant.: HL223, amplf.
Freq 927.856MHz, Max 43.28dBµ/m, RBW: 100kHz



Spurious emissions Field Strength

FCC RULES PART 15, SUBPART C

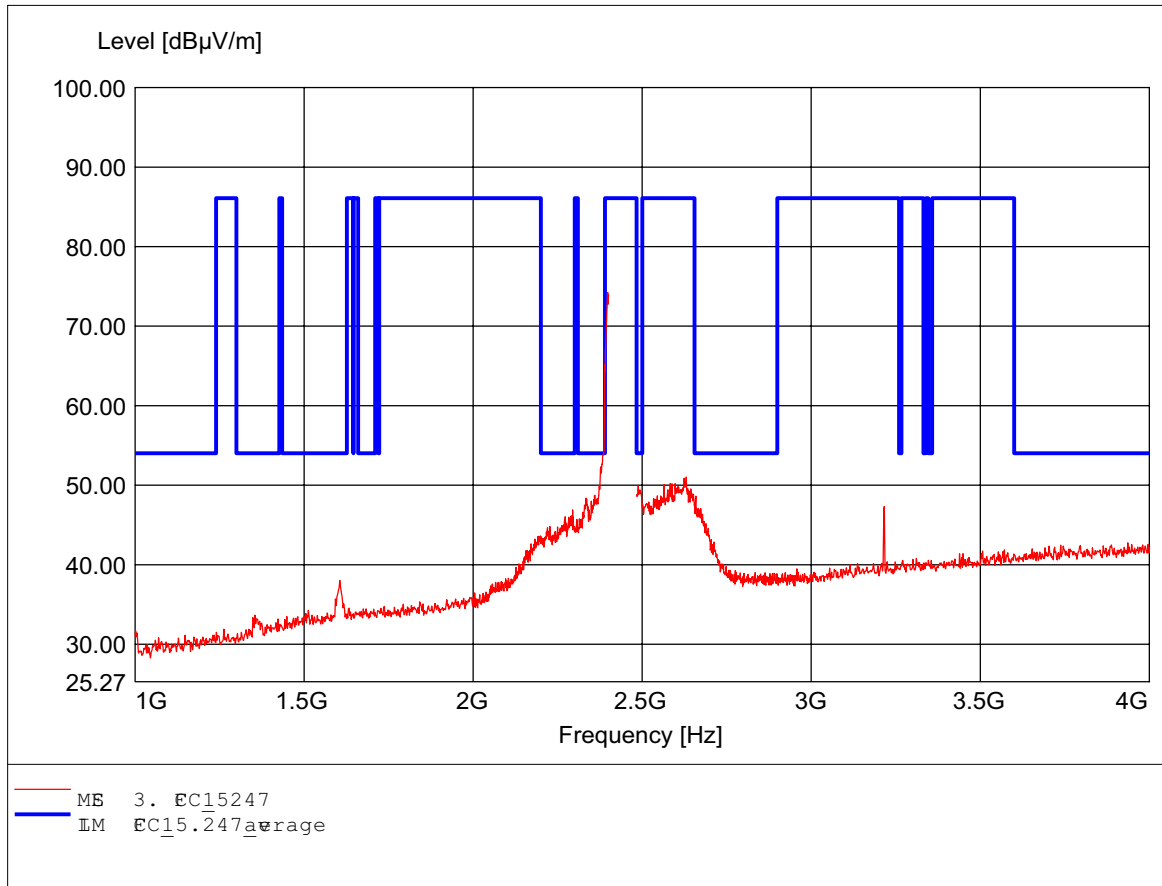
E: WIRES MINI EI
MODENO.: WM61RL 802.11g 10channel ant.A
Appræl Høder: RO-NES TEHNOLOGICORORATION
Test Site / Operatør: ES / Dennis
Temperatne/Vøltage: Temp.: 24.4C/ Um.: 120 VAC (per n pc)
Test Spesfætø: aodng to\$5.247
Comment 1: Dst.: 3m,Ant.: HL223,amplf.
Feq 201.603MHz,Max 49.28dBµ/m, RBW: 100kHz



Spurious emissions Field Strength

FCC RULES PART 15, SUBPART C

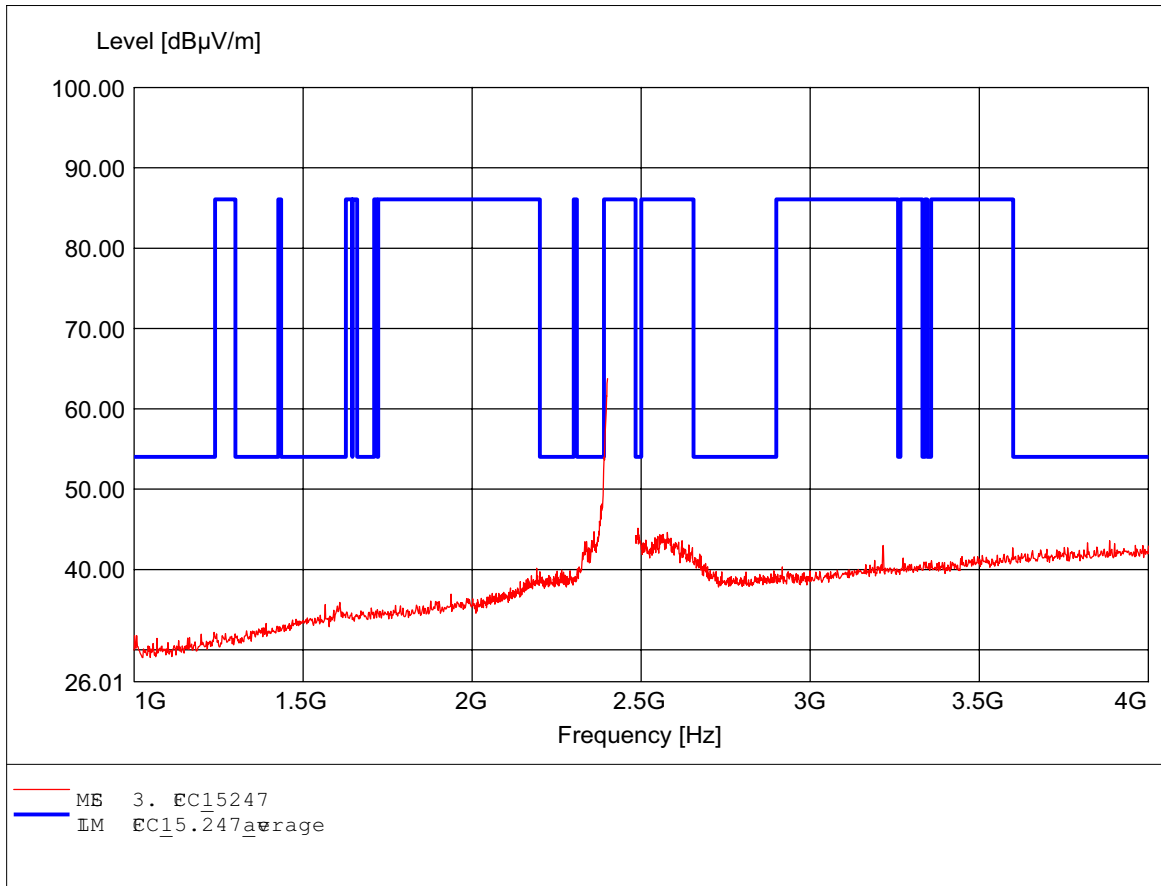
E: WIRES MINI EI
MODENO.: WM61RL 802.11g 1channel ant.A
Appræl Høder: RO-NES TEHNOLOGICORORATION
Test Site / Operatør: ES / Dennis
Temperatur/Voltage: Temp.: 24.4°C/ Um.: 120 VAC (per n pc)
Test Spøfatn: adding to 5.247, peak detect
Comment 1: Dist.: 3m, Ant.: HD25, amplf.
Fec 2.398GHz, max 74.25dBµ/m, RBW: 1MHz



Spurious emissions Field Strength

FCC RULES PART 15, SUBPART C

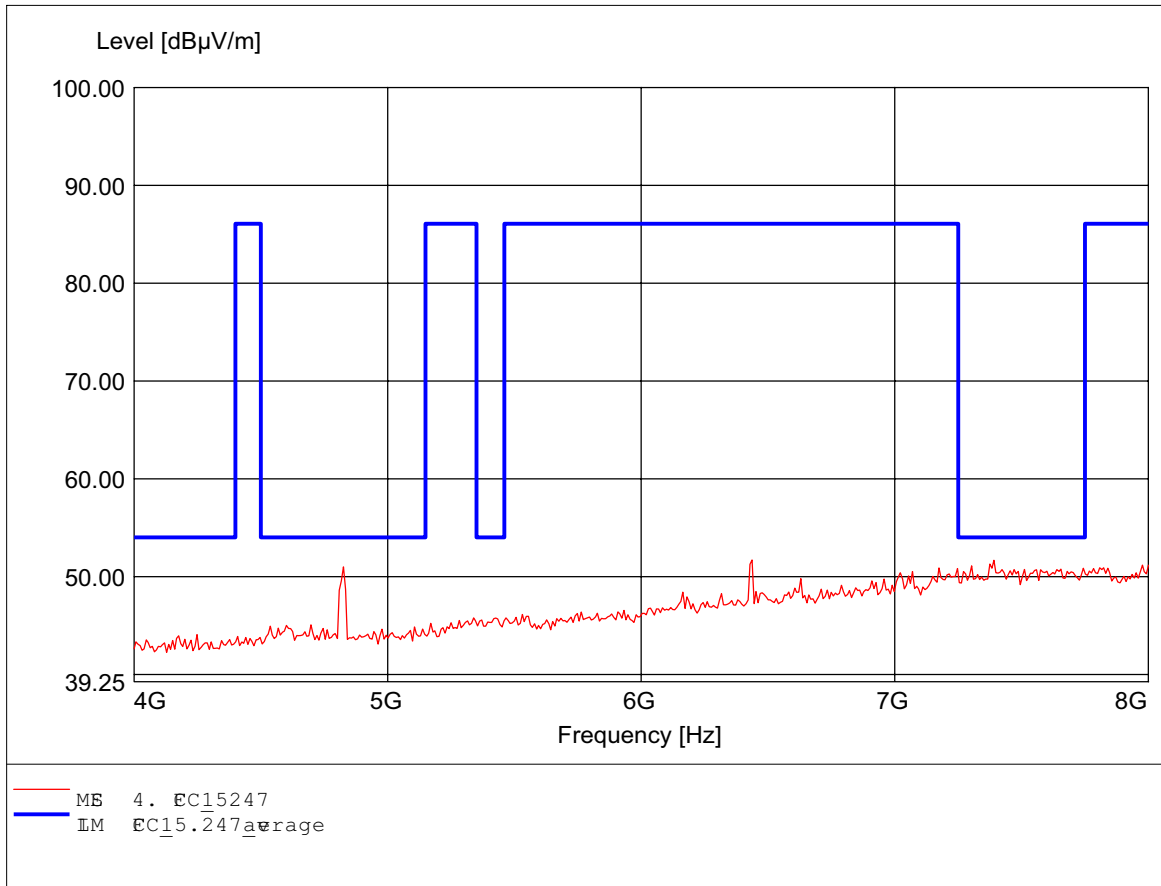
#: WIRES MINI EI
MODENO.: WM61RL 802.11g 1channel ant.A
Appræl Høder: RO-NES TEHNOLOGICORORATION
Test Site / Operatør: ES / Dennis
Temperatur/Vøltage: Temp.: 24.4C/ Um.: 120 VAC (per n pc)
Test Spøfætø: aodng to\$5.247,peak detetø
Comment 1: Dst.: 3m,Ant.: HD25,amplf.
Føq 2.400GHz,max 63.77dBµ/m,RBW: 1MHz



Spurious emissions Field Strength

FCC RULES PART 15, SUBPART C

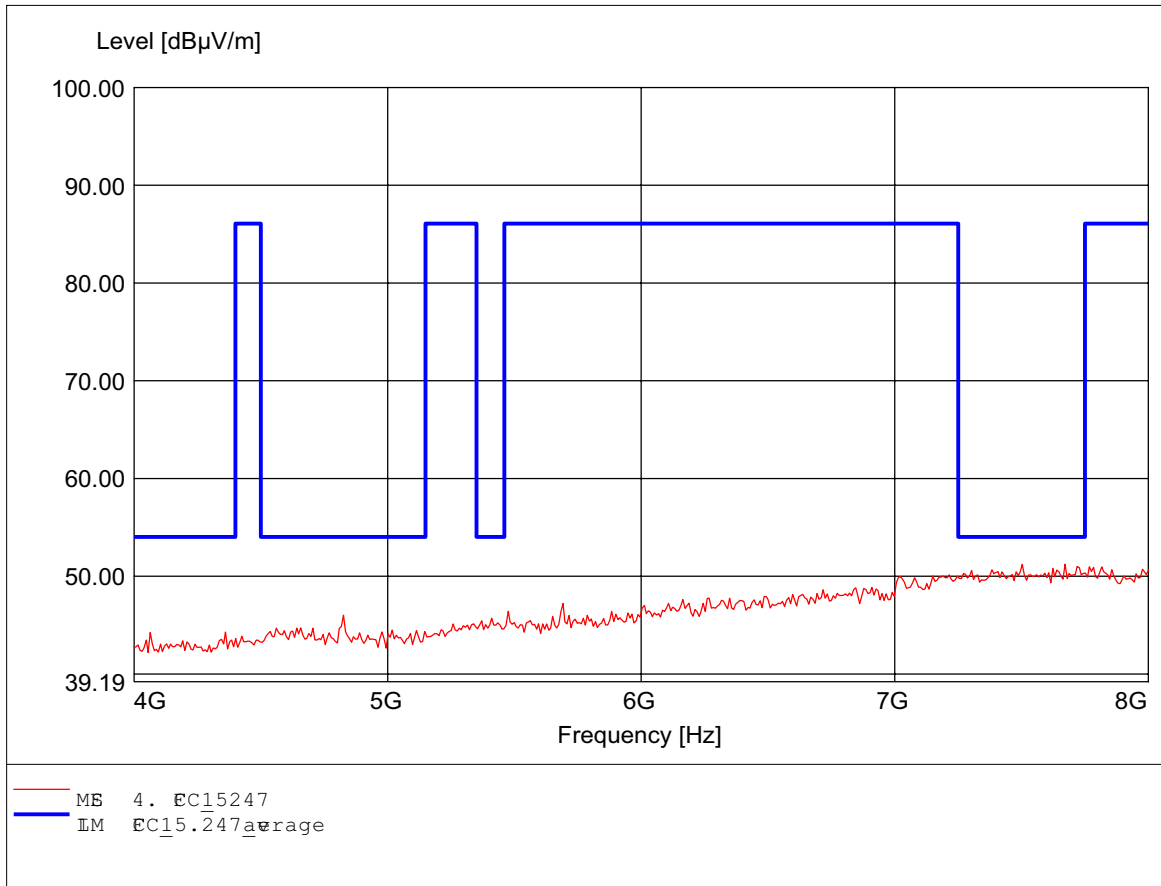
#: WIRES MINI EI
MODENO.: WM61RL 802.11g 1channel ant.A
Appræl Høder: RO-NES TEHNOLOGICORORATION
Test Site / Operatør: ES / Dennis
Temperatur/Voltage: Temp.: 24.4C/ Um.: 120 VAC (per n pc)
Test Spøfatn: adding to 5.247, peak detect
Comment 1: Dist.: 3m, Ant.: HD25, ampl. HP
Fec 6.437GHz, max 51.71dBµV/m, RBW: 1MHz



Spurious emissions Field Strength

FCC RULES PART 15, SUBPART C

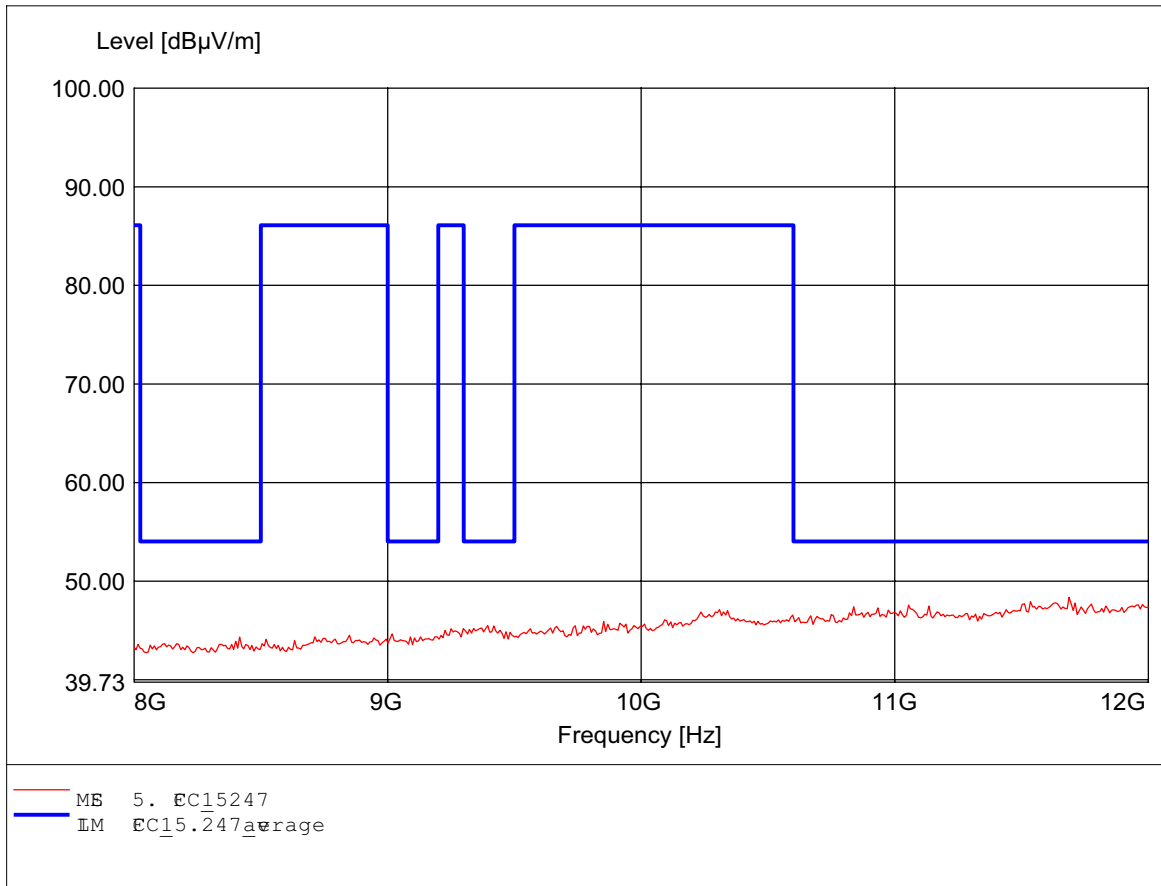
#: WIRES MINI EI
MODENO.: WM61RL 802.11g 1 channel ant.A
Appræl Høder: RO-NES TEHNOLOGICORORATION
Test Site / Operatør: ES / Dennis
Temperatur/Voltage: Temp.: 24.4°C/ Um.: 120 VAC (per n pc)
Test Spøfatid: adding to 5.247, peak detect
Comment 1: Dist.: 3m, Ant.: HD25, ampl. HP
Freq 7.671GHz, max 51.22dBµV/m, RBW: 1MHz



Spurious emissions Field Strength

FCC RULES PART 15, SUBPART C

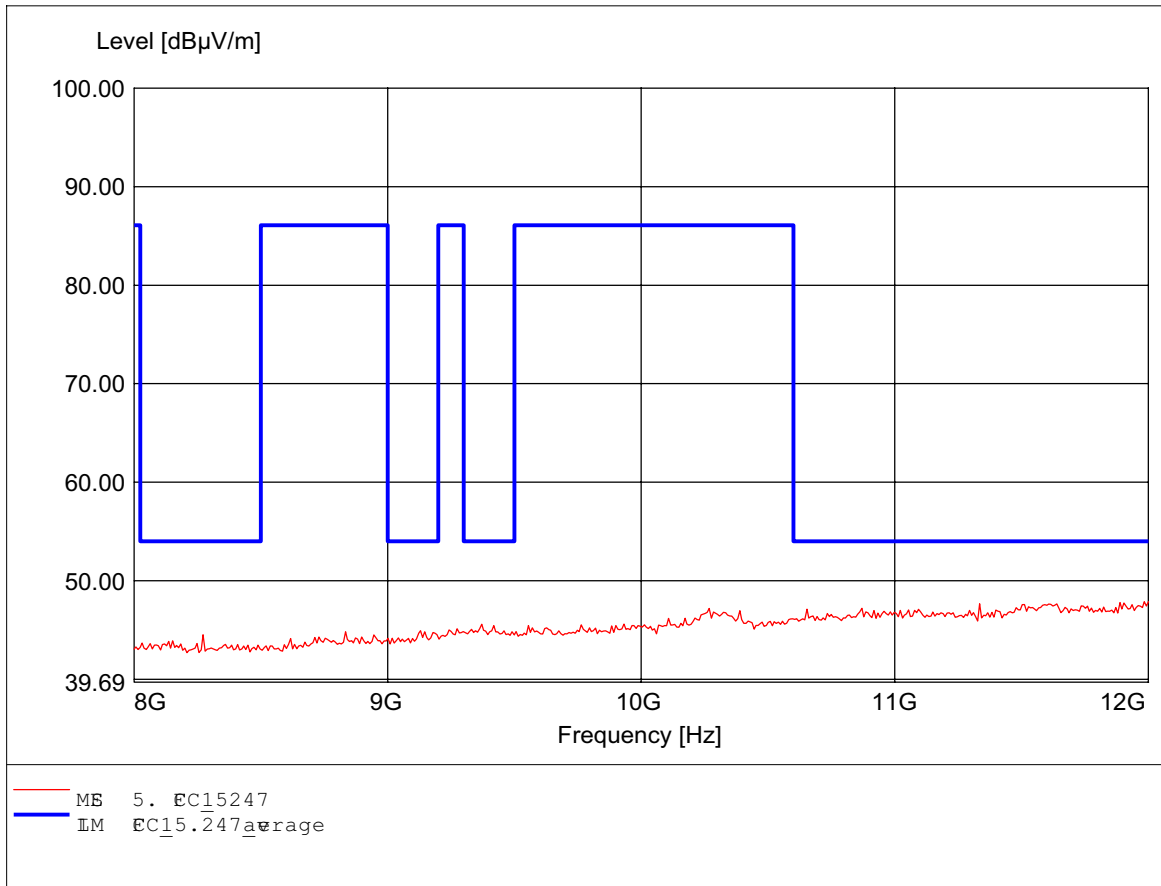
#: WIRES MINI EI
MODENO.: WM61RL 802.11g 1channel ant.A
Appræl Hæder: RO-NES TEHNOLOGYCORORATION
Test Site / Operatør: ES / Dennis
Temperatire/Væltage: Temp.: 24.4C/ Um.: 120 VAC (per n pc)
Test Spæfætt: aædtng to 5.247, peak detætt
Comment 1: Dæt.: 3m, Ant.: HD25, ampl. MF
Fæq 11.687GHz, Max 48.35dBµ/m, RBW: 1MHz



Spurious emissions Field Strength

FCC RULES PART 15, SUBPART C

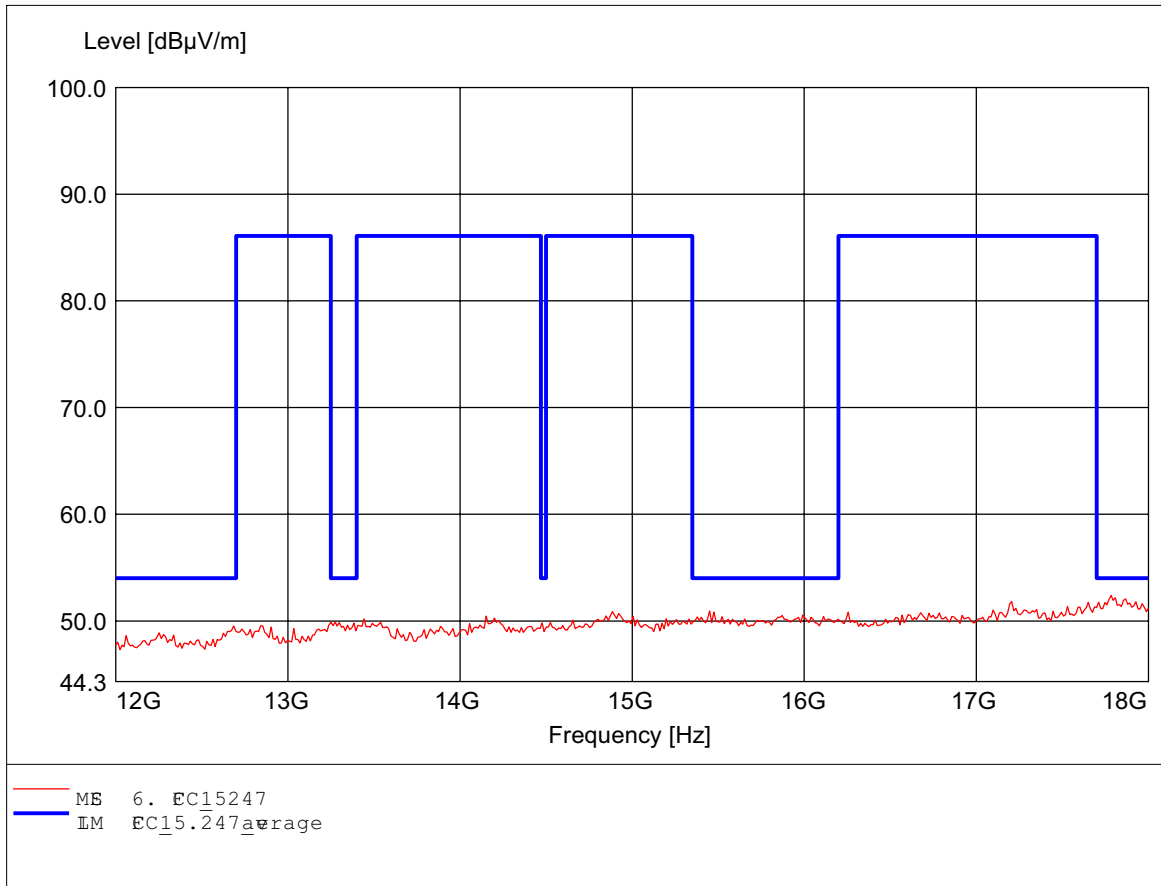
#: WIRES MINI EI
MODENO.: WM61RL 802.11g 1channel ant.A
Appræl Høder: RO-NES TEHNOLOGYCORORATION
Test Site / Operatør: ES / Dennis
Temperatur/Vøltage: Temp.: 24.4C/ Um.: 120 VAC (per n pc)
Test Spøfætø: aodng to 5.247, peak detetø
Comment 1: Dst.: 3m, Ant.: HD25, ampl. MF
Føq 11.984GHz, Max 47.88dBµ/m, RBW: 1MHz



Spurious emissions Field Strength

FCC RULES PART 15, SUBPART C

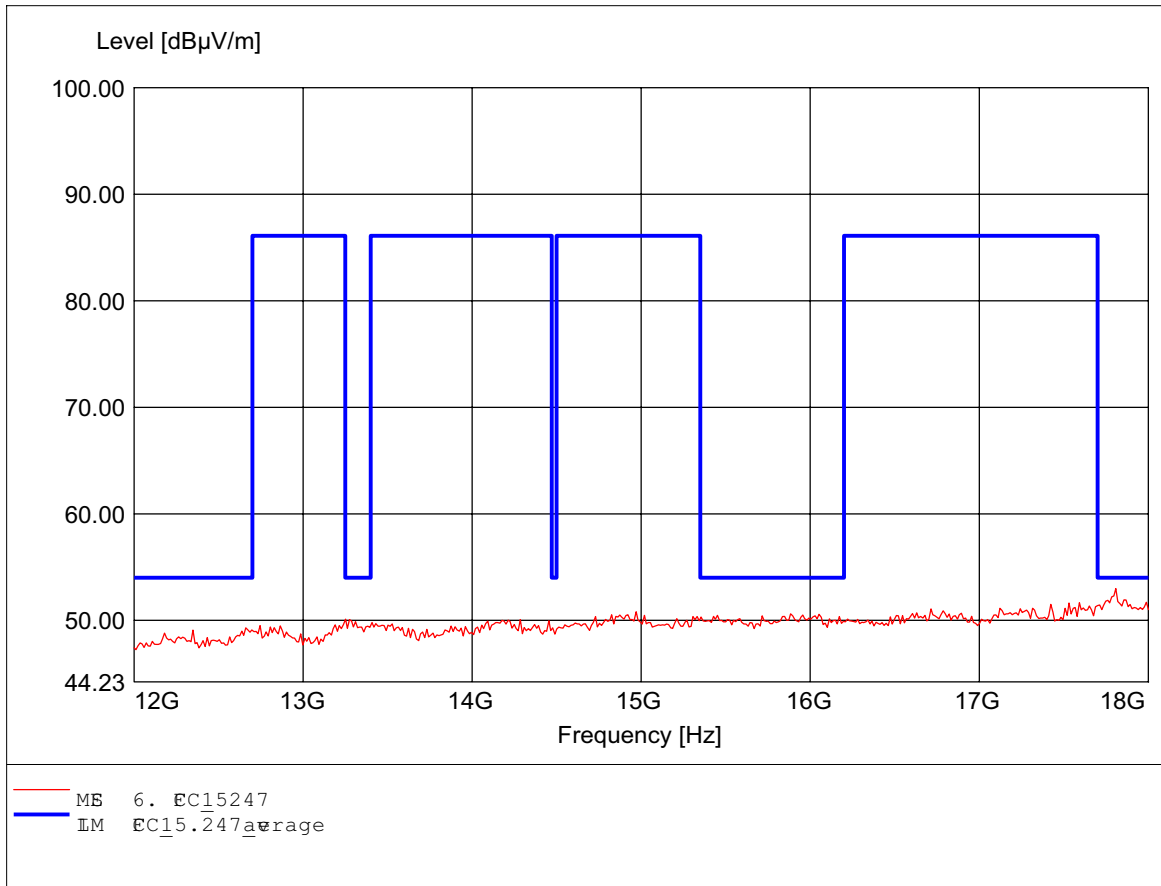
#: WIRELESS MINI PI
MODENO.: WM61RL 802.11g 1 channel ant.A
Appræl Høder: RO-NES TEHNOLOGICORORATION
Test Site / Operatør: ES / Dennis
Temperatne/Vøltage: Temp.: 24.4C/ Um.: 120 VAC (per n pc)
Test Spøfatn: adding to 5.247, peak detect
Comment 1: Dist.: 3m, Ant.: HD25, ampl. HP
Føq 17.784GHz, Max 52.38dBµ/m, RBW: 1MHz



Spurious emissions Field Strength

FCC RULES PART 15, SUBPART C

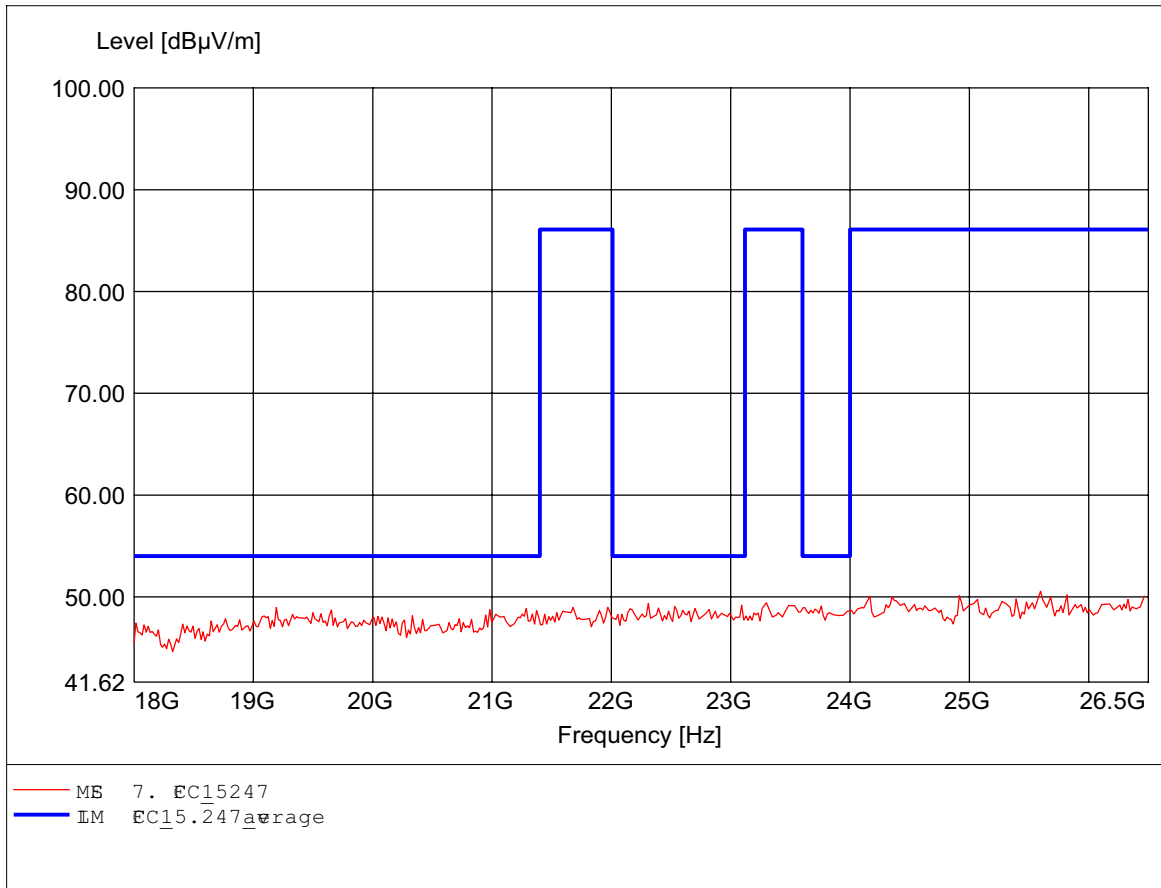
#: WIRES MINI EI
MODENO.: WM61RL 802.11g 1 channel ant.A
Appræl Høder: RO-NES TEHNOLOGICORORATION
Test Site / Operatør: ES / Dennis
Temperatur/Voltage: Temp.: 24.4°C / Um.: 120 VAC (per n pc)
Test Spøfatn: aodng to 5.247, peak detetør
Comment 1: Dst.: 3m, Ant.: HD25, ampl. HP
Fec 17.808GHz, Max 53.00dBµV/m, RBW: 1MHz



Spurious emissions Field Strength

FCC RULES PART 15, SUBPART C

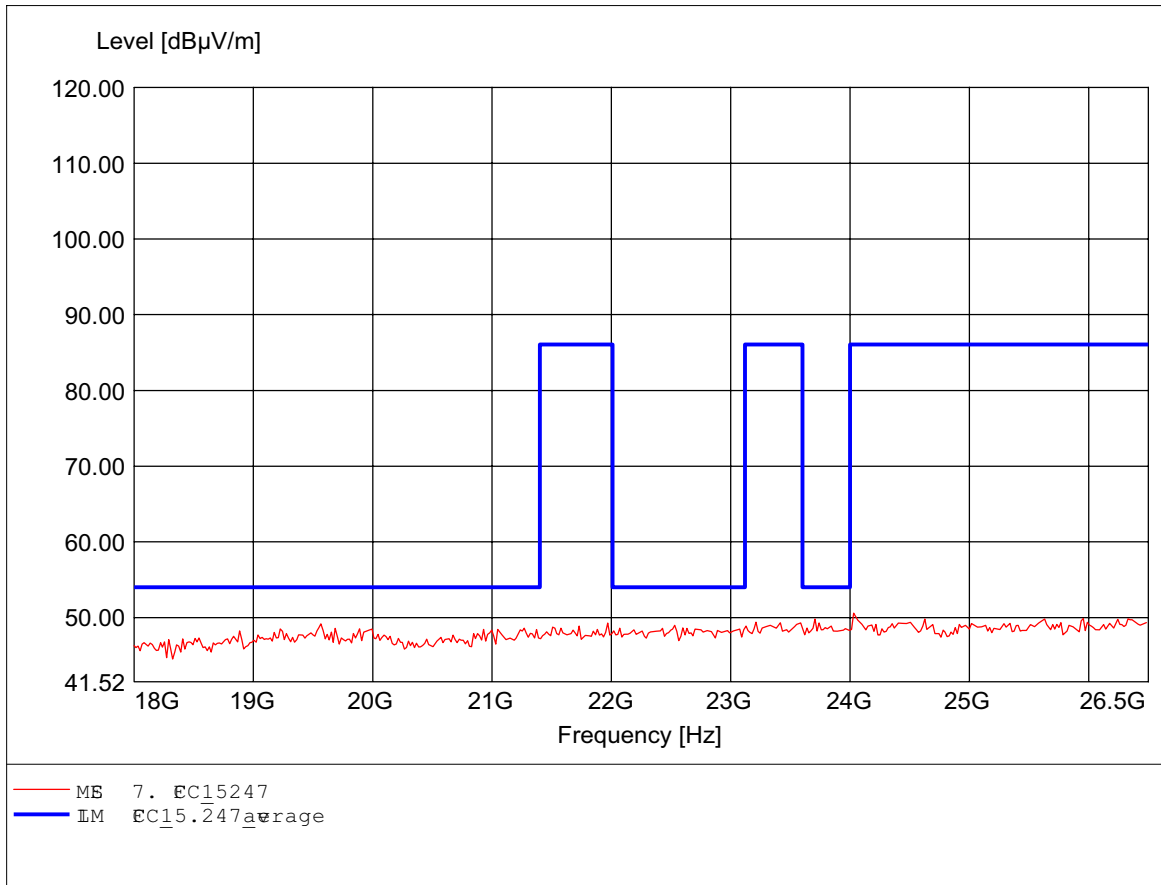
#: WIRESS MINI 01
MODENO.: WM61RL 802.11g 1channel ant.A
Appral Hbder: RO-NES TEHNOGYCORØRATION
Test Site / Operatø: ES / Dennis
Temperatne/Våttage: Temp.: 24.4°C / Hum.: 120 VAC (per n pc)
Test Spedatn: aodng to 5.247, peak detectø
Comment 1: Dist.: 3m, Ant.: HD25, amplf.
Freq 25.597GHz, Max 50.56dBµ/m, RBW: 1MHz



Spurious emissions Field Strength

FCC RULES PART 15, SUBPART C

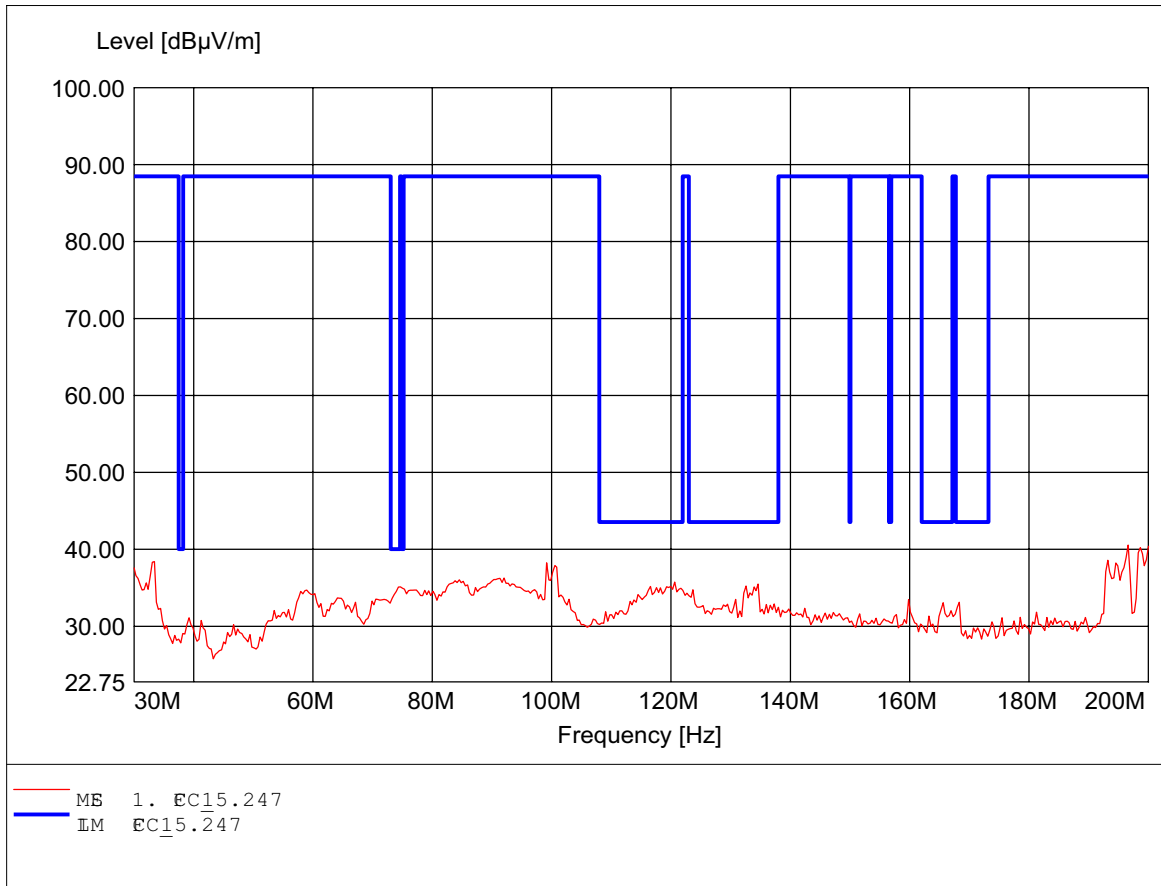
#: WIRELESS MINI EPI
MODENO.: WM61RL 802.11g 1channel ant.A
Appral Holder: RO-NES TECHNOLOGY CORPORATION
Test Site / Operator: ES / Dennis
Temperature/Voltage: Temp.: 24.4°C / Hum.: 120 VAC (per spec)
Test Specification: according to 47CFR 15.247, peak detection
Comment 1: Dist.: 3m, Ant.: H025, amplf.
Freq 24.030GHz, Max 50.60dBµV/m, RBW: 1MHz



Spurious emissions Field Strength

FCC RULES PART 15, SUBPART C

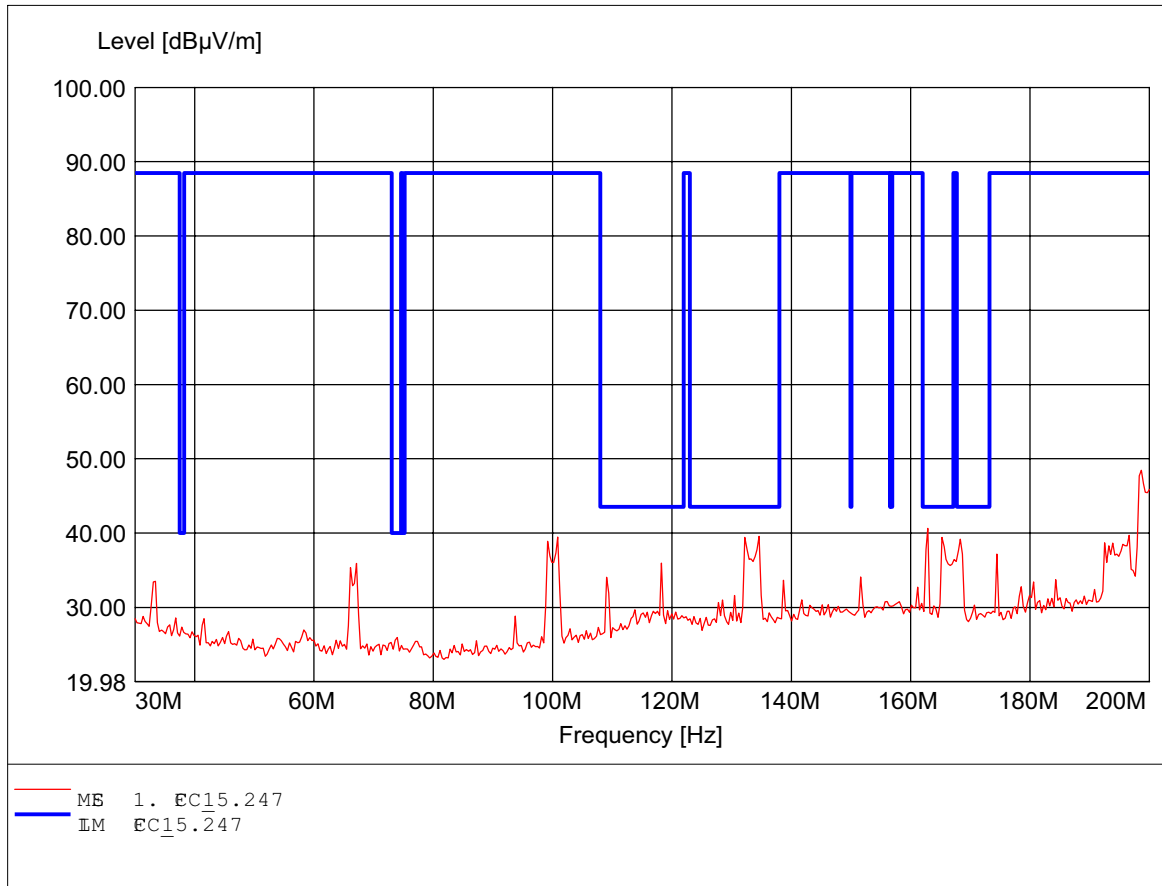
#: WIRES MINI EI
MODENO.: WM61RL 802.11g middle channel ant.A
Appræl Høder: RO-NES TEHNOLOGICORORATION
Test Site / Operatør: ES / Dennis
Temperatur/Voltage: Temp.: 24.4C/ Um.: 120 VAC (per n pc)
Test Spøfætå: aodng to\$5.247
Comment 1: Dst.: 3m, Ant.: HK116
Fec 196.593MHz, Max 40.55dBµ/m, RBW: 100kHz



Spurious emissions Field Strength

FCC RULES PART 15, SUBPART C

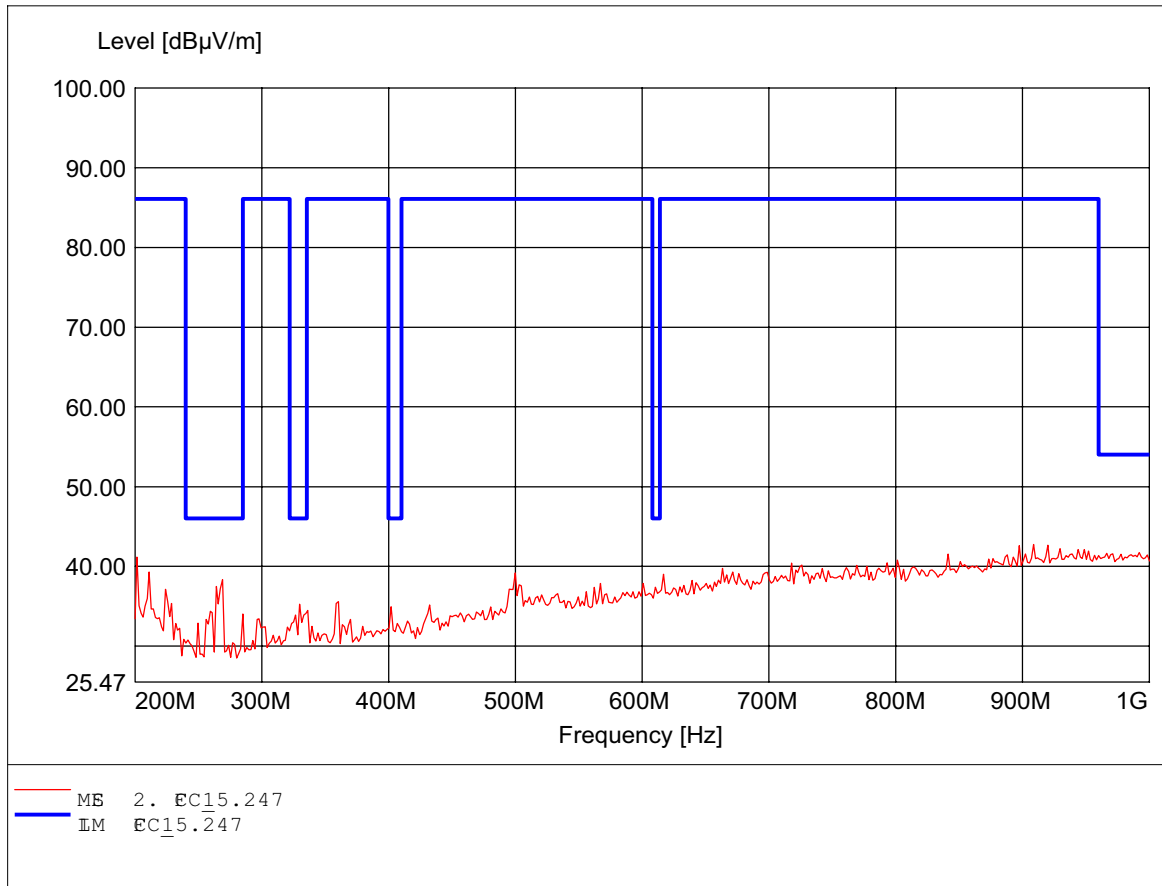
#: WIRES MINI EI
MODENO.: WM61RL 802.11g middle channel ant.A
Appræl Høder: RO-NES TEHNOLOGICORORATION
Test Site / Operatør: ES / Dennis
Temperatne/Vøltage: Temp.: 24.4C/ Um.: 120 VAC (per n pc)
Test Spesfætø: aodng to 5.247
Comment 1: Dst.: 3m, Ant.: HK116
Feq 198.637MHz, Max 48.45dBµ/m, RBW: 100kHz



Spurious emissions Field Strength

FCC RULES PART 15, SUBPART C

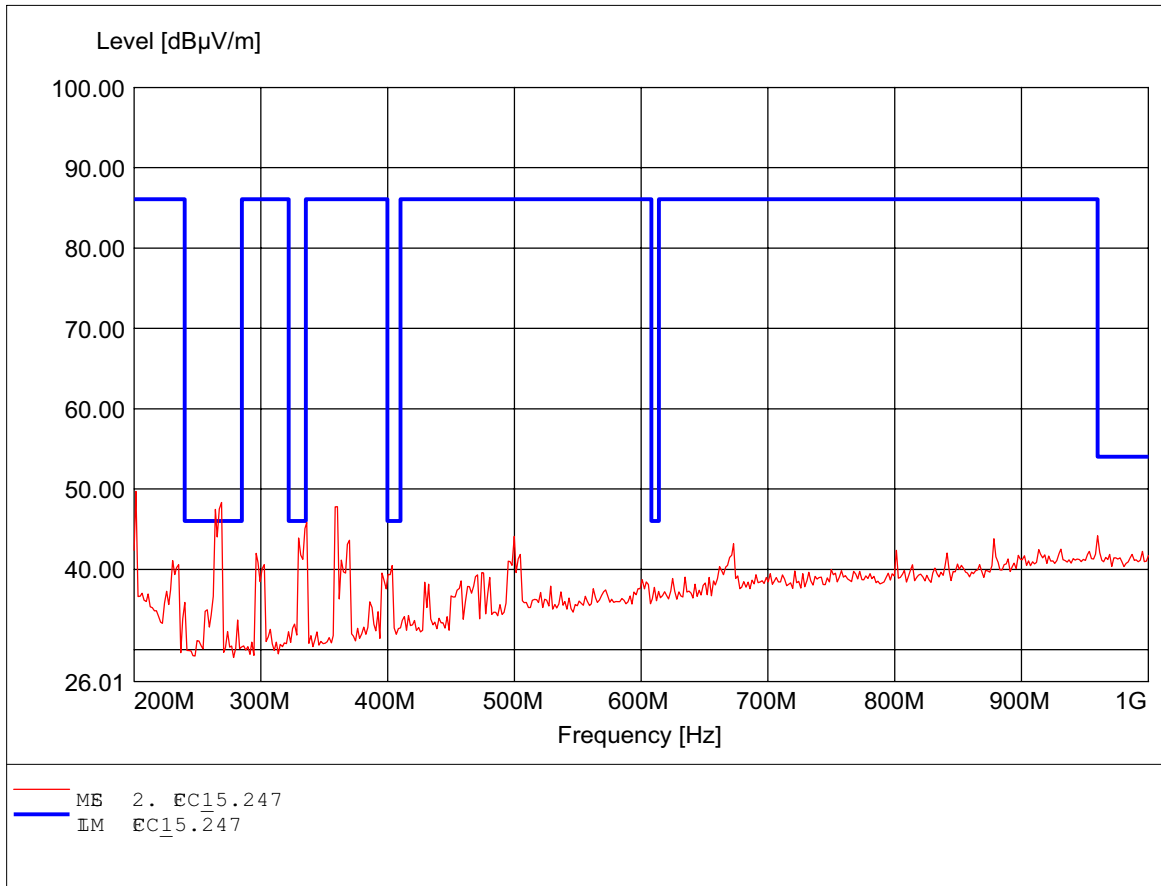
#: WIRES MINI EI
MODENO.: WM61RL 802.11g middle channel ant.A
Appræl Høder: RO-NES TEHNOLOGICORORATION
Test Site / Operatør: ES / Dennis
Temperatne/Vøltage: Temp.: 24.4C/ Um.: 120 VAC (per n pc)
Test Spefætå: aðing to 5.247
Comment 1: Dst.: 3m, Ant.: HL223, amplf.
Feq 908.617MHz, Max 42.73dBµ/m, RBW: 100kHz



Spurious emissions Field Strength

FCC RULES PART 15, SUBPART C

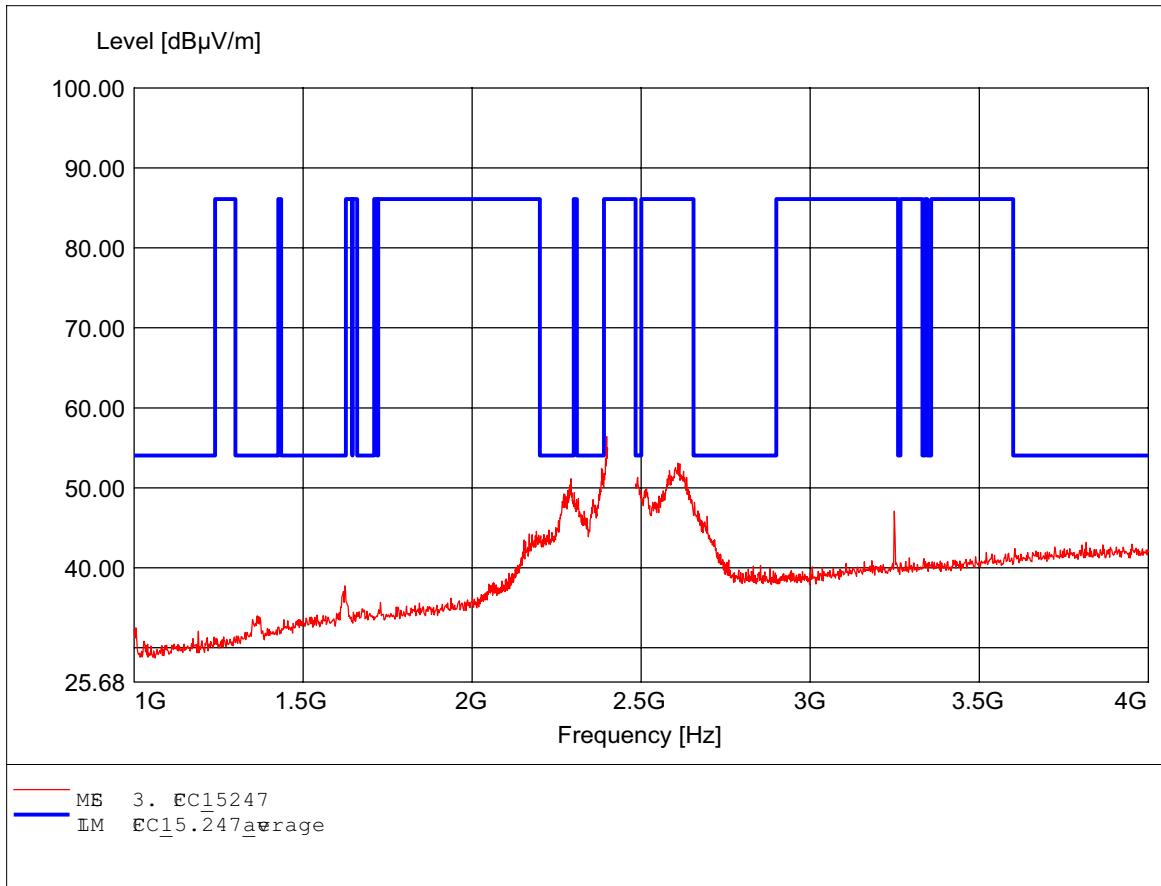
#: WIRES MINI EI
MODENO.: WM61RL 802.11g middle channel ant.A
Appræl Høder: RO-NES TEHNOLOGICORORATION
Test Site / Operatør: ES / Dennis
Temperatire/Vøltage: Temp.: 24.4C/ Um.: 120 VAC (per n pc)
Test Spesfætø: aodng to\$5.247
Comment 1: Dst.: 3m,Ant.: HL223,amplf.
Fecq 201.603MHz,Max 49.70dBµ/m, RBW: 100kHz



Spurious emissions Field Strength

FCC RULES PART 15, SUBPART C

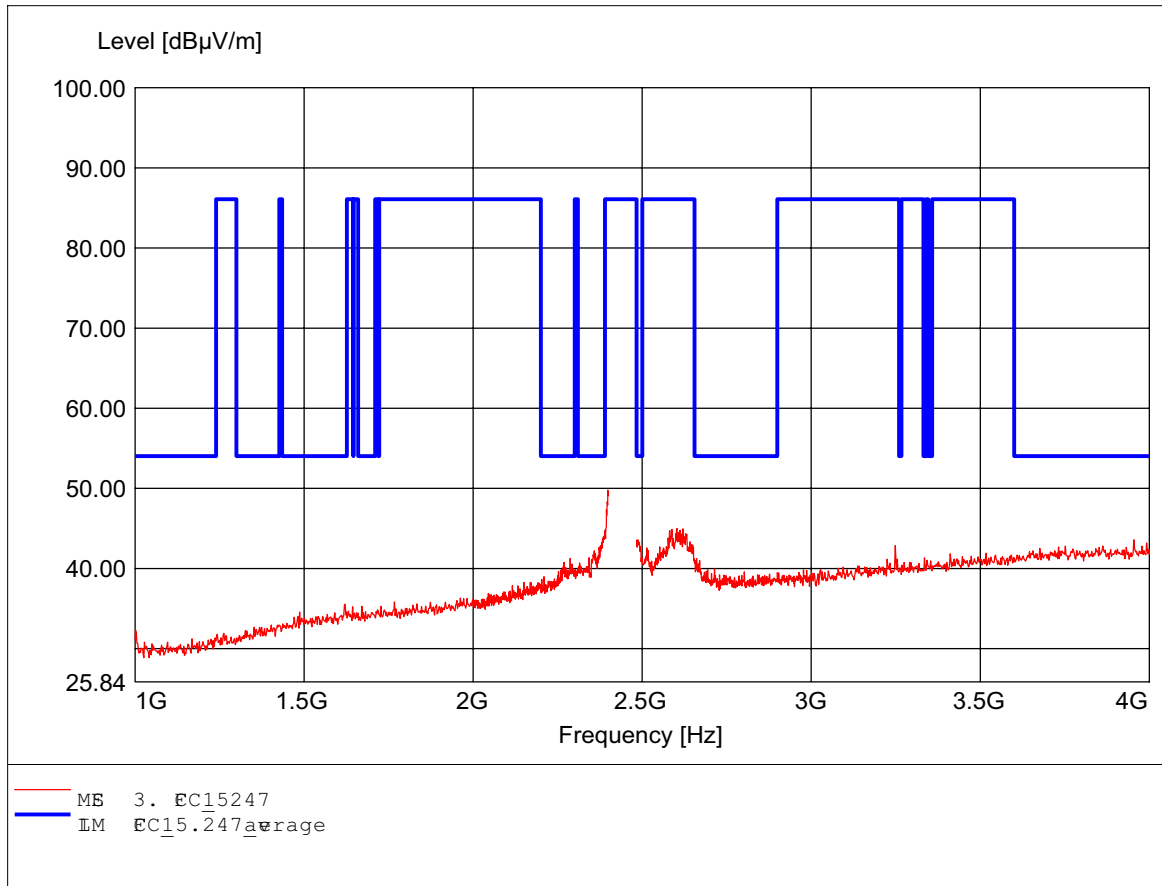
#: WIRES MINI EI
MODENO.: WM61RL 802.11g middle channel ant.A
Appræl Høder: RO-NES TEHNOLOGICORØRATION
Test Site / Operatør: ES / Dennis
Temperatne/Vøltage: Temp.: 24.4C/ Vm.: 120 VAC (per n pc)
Test Spøfatn: aodng to\$5.247,peak detetø
Comment 1: Dst.: 3m,Ant.: HD25,amplf.
Føq 2.398GHz,max 56.41dBµ/m,RBW: 1MHz



Spurious emissions Field Strength

FCC RULES PART 15, SUBPART C

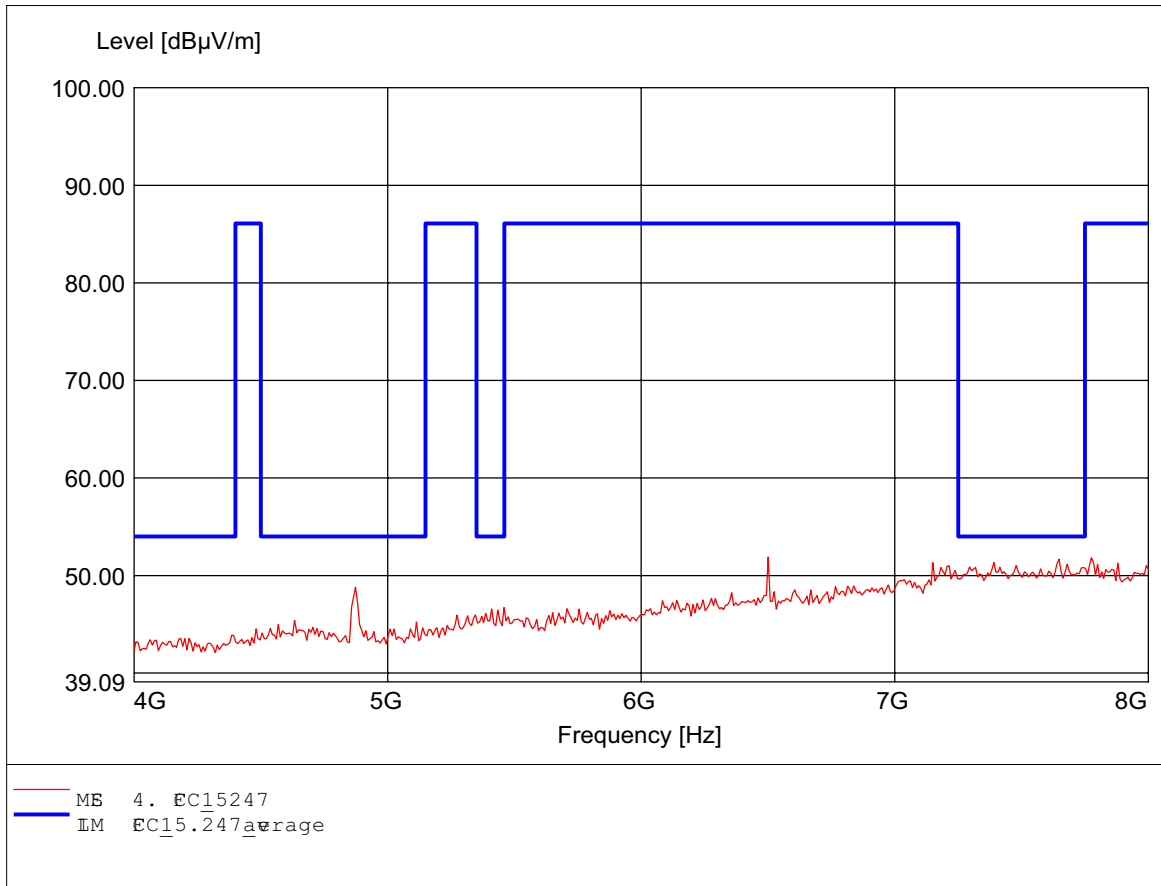
#: WIRES MINI EI
MODENO.: WM61RL 802.11g middle channel ant.A
Appræl Høder: RO-NES TEHNOLOGICORORATION
Test Site / Operatør: ES / Dennis
Temperatne/Vøltage: Temp.: 24.4C/ Um.: 120 VAC (per n pc)
Test Spøfatn: aodng to\$5.247,peak detetø
Comment 1: Dst.: 3m,Ant.: HD25,amplf.
Føq 2.398GHz,max 49.78dBV/m,RBW: 1MHz



Spurious emissions Field Strength

FCC RULES PART 15, SUBPART C

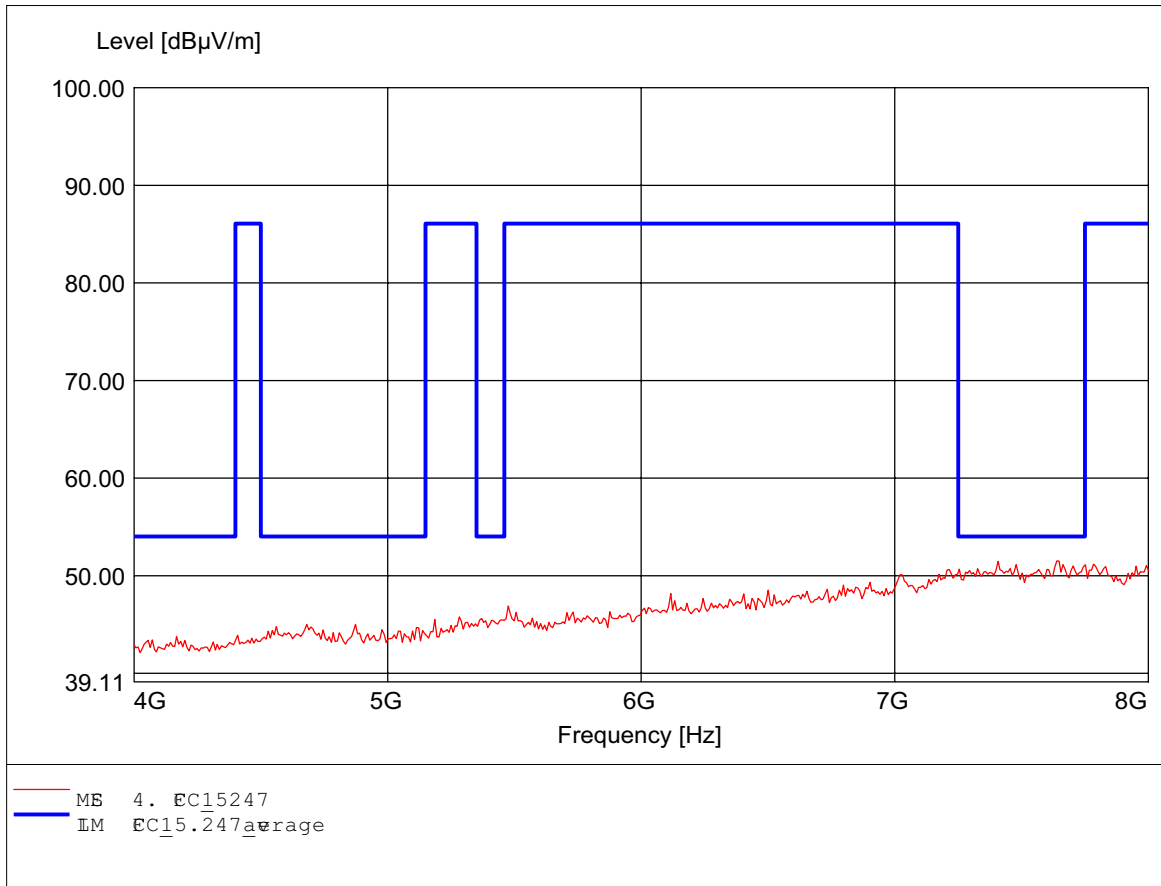
#: WIRES MINI PI
MODENO.: WM61RL 802.11g middle channel ant.A
Appræl Høder: RO-NES TEHNOLOGICORORATION
Test Site / Operatør: ES / Dennis
Temperatur/Vøltage: Temp.: 24.4C/ Vm.: 120 VAC (per n pc)
Test Spøfatn: aodng to 5.247, peak detetø
Comment 1: Dst.: 3m, Ant.: HD25, ampl. HP
Føq 6.501GHz, max 51.87dBµV/m, RBW: 1MHz



Spurious emissions Field Strength

FCC RULES PART 15, SUBPART C

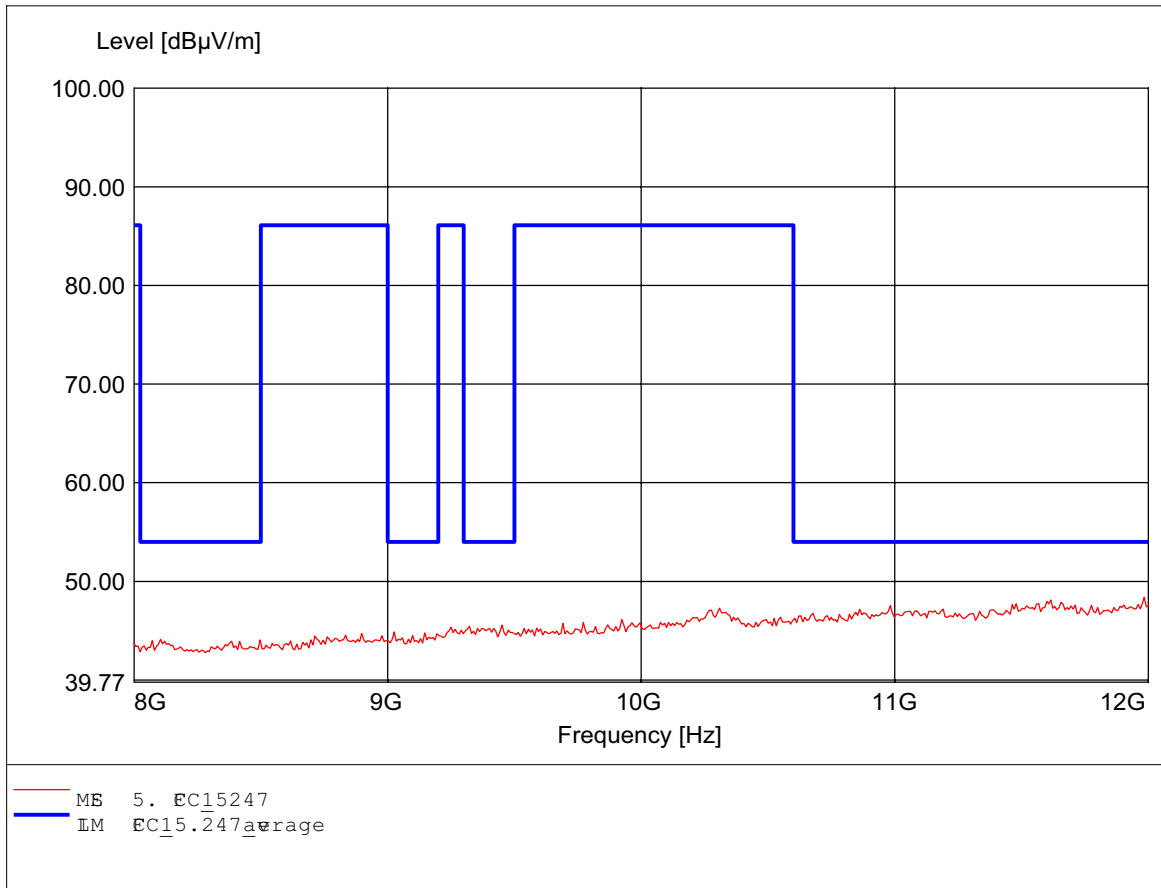
#: WIRES MINI PI
MODENO.: WM61RL 802.11g middle channel ant.A
Appræl Høder: RO-NES TEHNOLOGICORORATION
Test Site / Operatør: ES / Dennis
Temperatur/Vøltage: Temp.: 24.4C/ Vm.: 120 VAC (per n pc)
Test Spøfatn: aodng to 5.247, peak detetø
Comment 1: Dst.: 3m, Ant.: HD25, ampl. HP
Føq 7.639GHz, max 51.52dBµ/m, RBW: 1MHz



Spurious emissions Field Strength

FCC RULES PART 15, SUBPART C

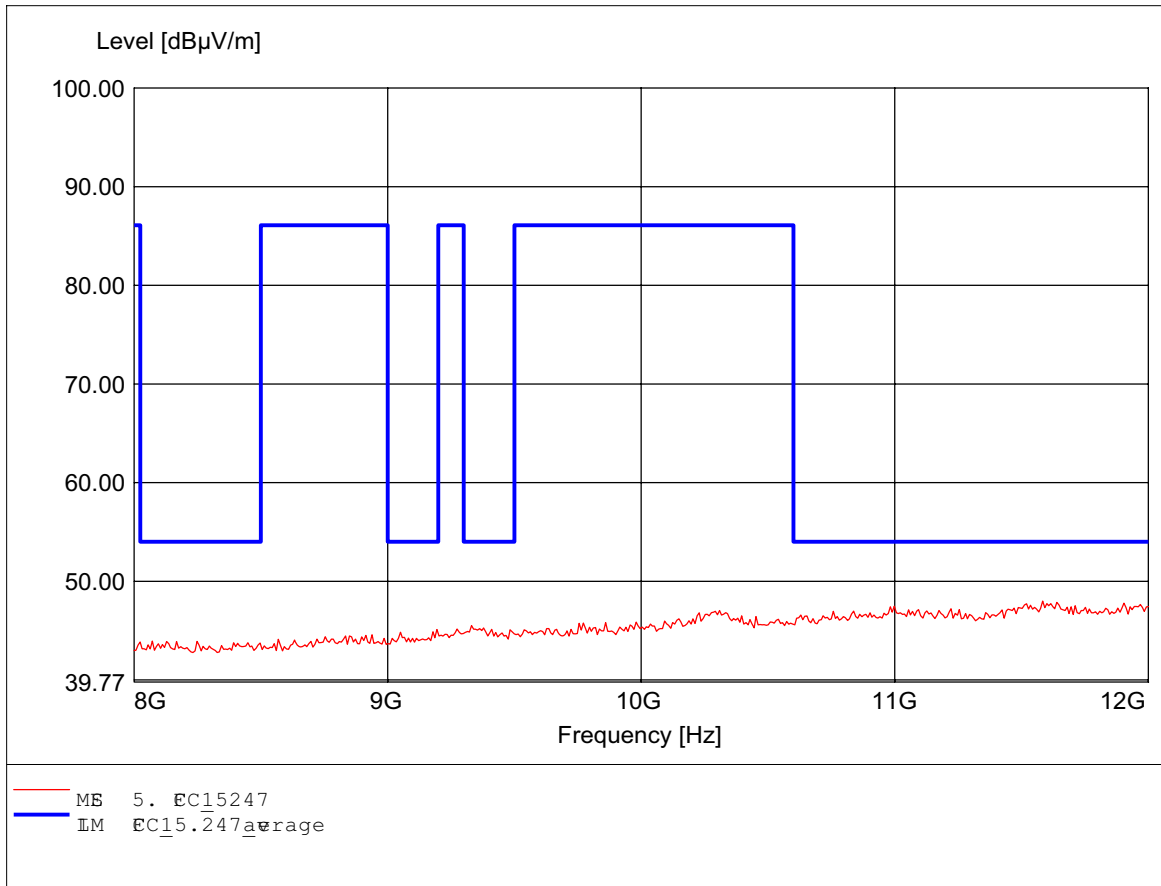
#: WIRES MINI EI
MODENO.: WM61RL 802.11g middle channel ant.A
Appræl Hæder: RO-NES TEHNOLOGICORORATION
Test Site / Operatør: ES / Dennis
Temperatne/Væltage: Temp.: 24.4C/ Um.: 120 VAC (per n pc)
Test Spæfatn: aædng to 5.247, peak detæct
Comment 1: Dst.: 3m, Ant.: HD25, ampl. HP
Fæq 11.984GHz, max 48.40dBµ/m, RBW: 1MHz



Spurious emissions Field Strength

FCC RULES PART 15, SUBPART C

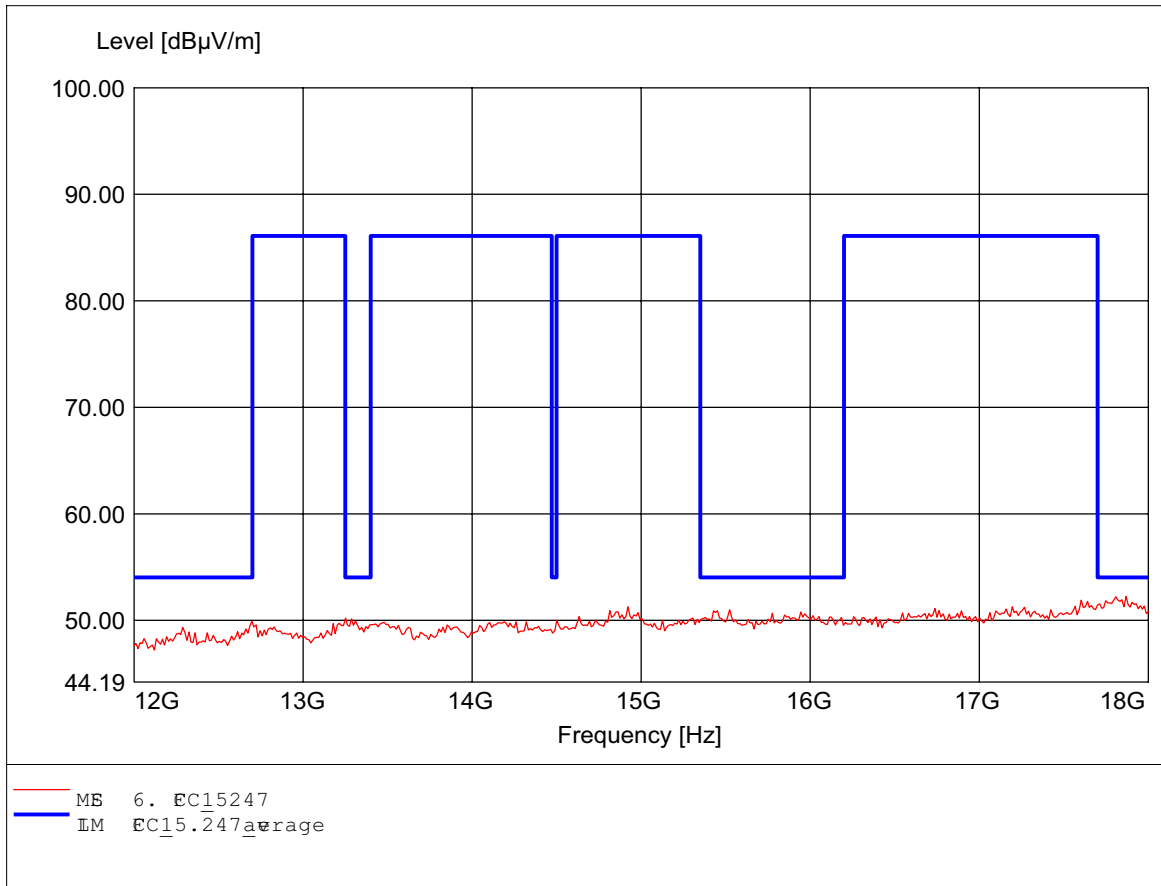
#: WIRES MINI EI
MODENO.: WM61RL 802.11g middle channel ant.A
Appræl Høder: RO-NES TEHNOLOGICORORATION
Test Site / Operatør: ES / Dennis
Temperatur/Vøltage: Temp.: 24.4C/ Vm.: 120 VAC (per n pc)
Test Spøfætø: aøding to 5.247, peak detetø
Comment 1: Dst.: 3m, Ant.: HD25, ampl. HP
Føq 11.583GHz, max 47.99dBµ/m, RBW: 1MHz



Spurious emissions Field Strength

FCC RULES PART 15, SUBPART C

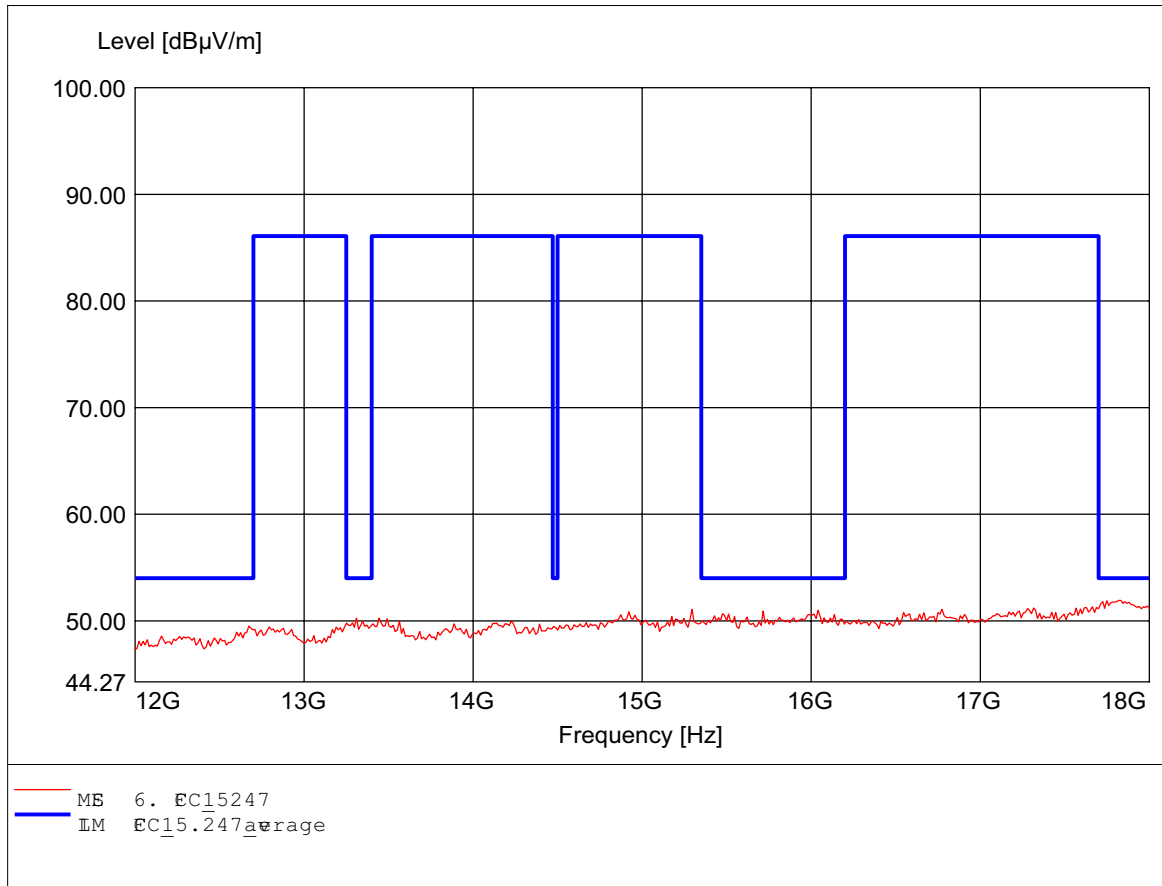
#: WIRES MINI EI
MODENO.: WM61RL 802.11g middle channel ant.A
Appræl Høder: RO-NES TEHNOLOGICORORATION
Test Site / Operatør: ES / Dennis
Temperatur/Vøltage: Temp.: 24.4C/ Vm.: 120 VAC (per n pc)
Test Spøfætø: aøding to 5.247, peak detetø
Comment 1: Dst.: 3m, Ant.: HD25, ampl. HP
Føq 17.868GHz, max 52.23dBV/m, RBW: 1MHz



Spurious emissions Field Strength

FCC RULES PART 15, SUBPART C

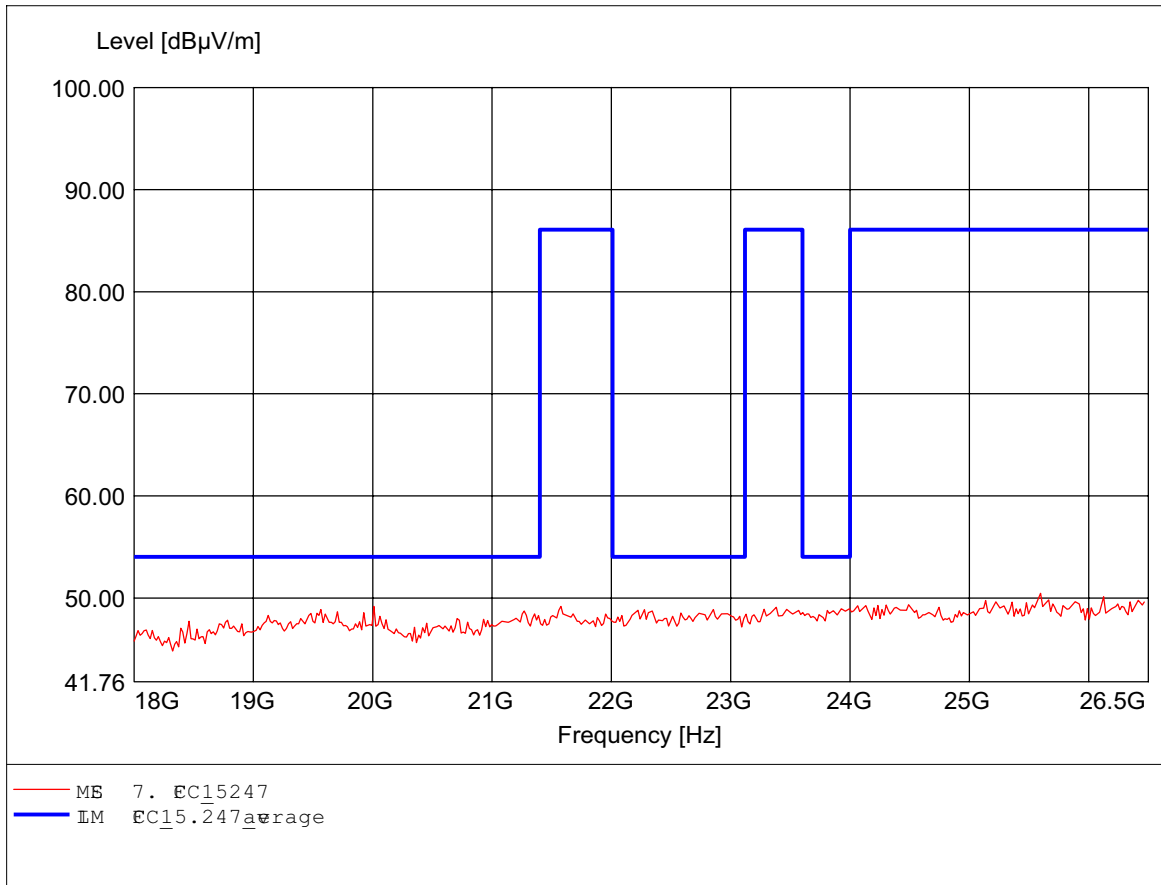
#: WIRES MINI EI
MODENO.: WM61RL 802.11g middle channel ant.A
Appræl Høder: RO-NES TEHNOLOGICORORATION
Test Site / Operatør: ES / Dennis
Temperatne/Vøltage: Temp.: 24.4C/ Um.: 120 VAC (per n pc)
Test Spesfætø: aøding to 5.247, peak detetø
Comment 1: Dst.: 3m, Ant.: HD25, ampl. MF
Feq 17.832GHz, max 51.92dBµ/m, RBW: 1MHz



Spurious emissions Field Strength

FCC RULES PART 15, SUBPART C

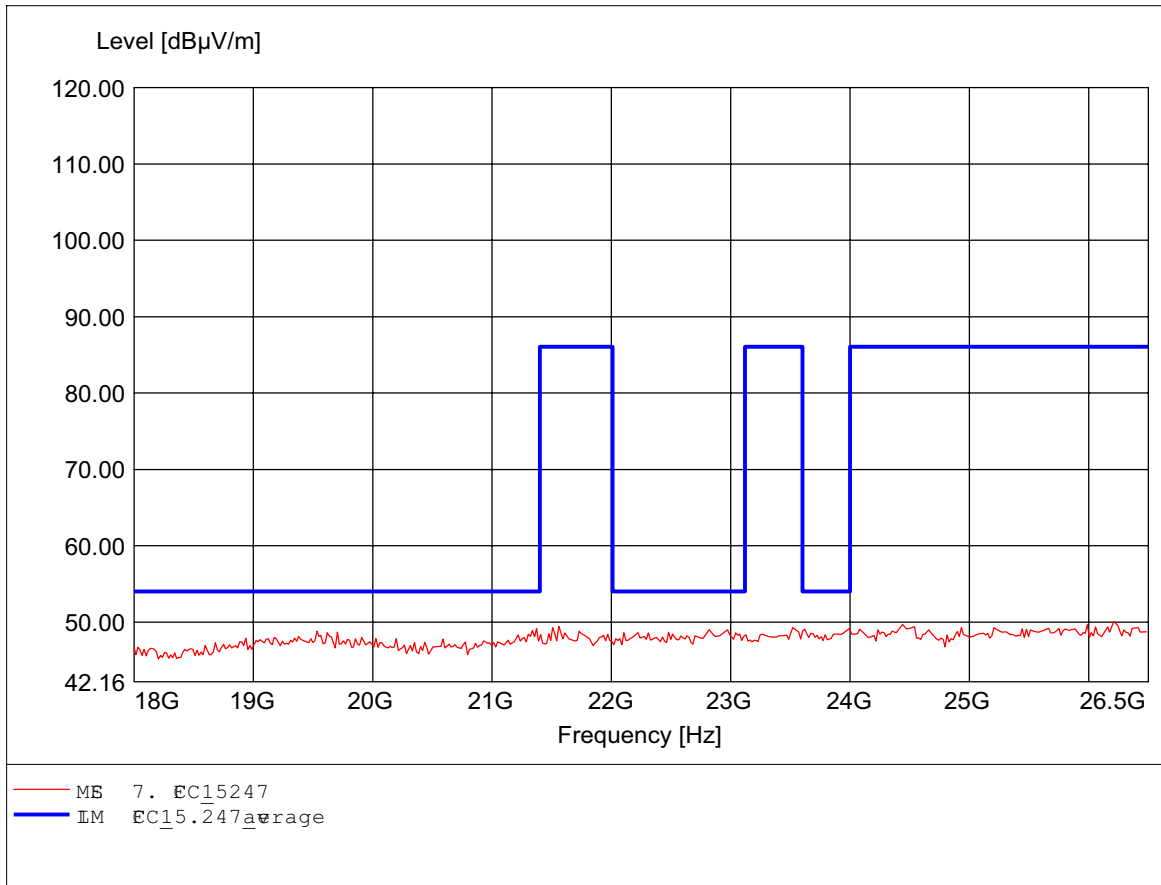
#: WIRES MINI EI
MODENO.: WM61RL 802.11g middle channel ant.A
Apparål Hånder: RO-NES TEHNOLOGICORPORATION
Test Site / Operatør: ES / Dennis
Temperatur/Våltage: Temp.: 24.4°C / Vm.: 120 VAC (per n pc)
Test Spesifikasjon: aodng to 5.247, peak detect
Comment 1: Dist.: 3m, Ant.: HD25, amplf.
Freq 25.597GHz, Max 50.45dBµ/m, RBW: 1MHz



Spurious emissions Field Strength

FCC RULES PART 15, SUBPART C

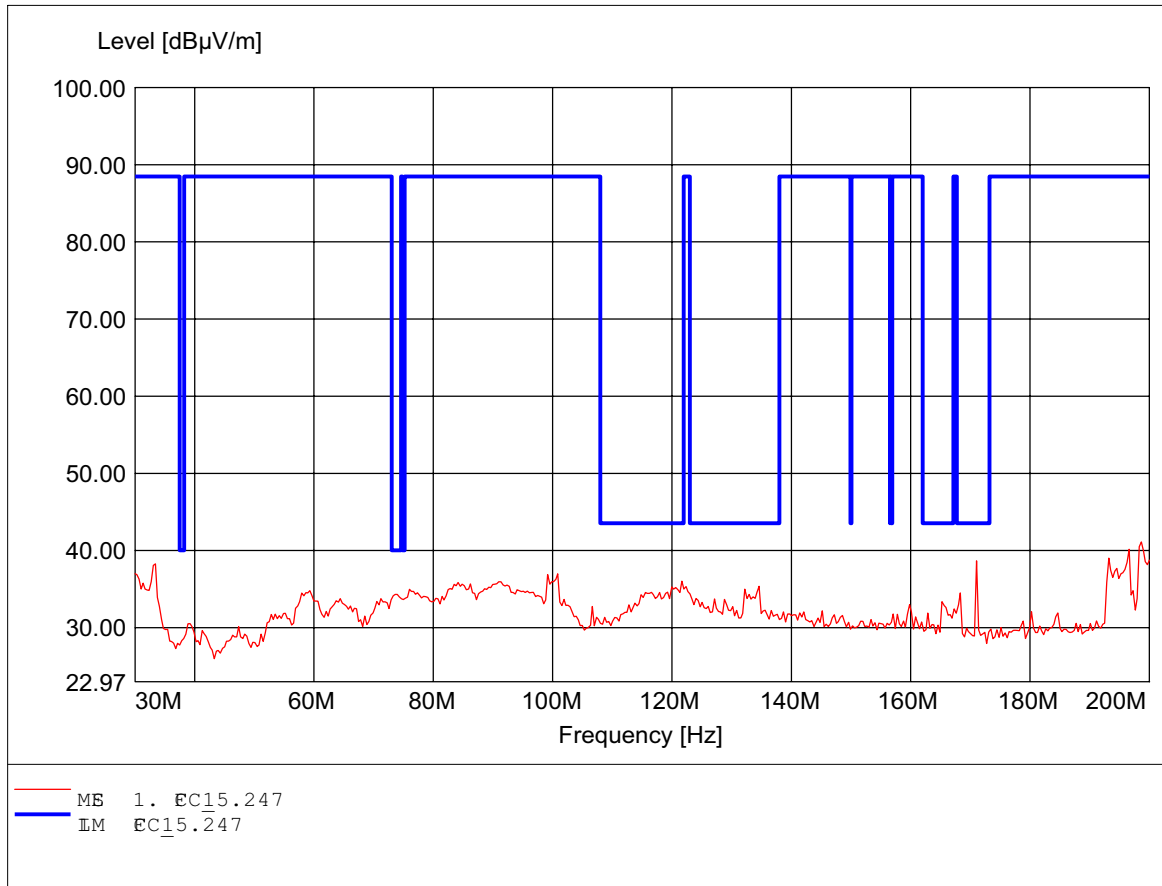
#: WIRES MINI EI
MODENO.: WM61RL 802.11g middle channel ant.A
Appral Høder: RO-NES TEHNOGYCORØRATION
Test Site / Operatør: ES / Dennis
Temperatur/Voltage: Temp.: 24.4°C / Vm.: 120 VAC (per n pc)
Test Spøfatn: aodng to 5.247, peak detect
Comment 1: Dist.: 3m, Ant.: H025, amplf.
Freq 26.210GHz, Max 50.06dBµ/m, RBW: 1MHz



Spurious emissions Field Strength

FCC RULES PART 15, SUBPART C

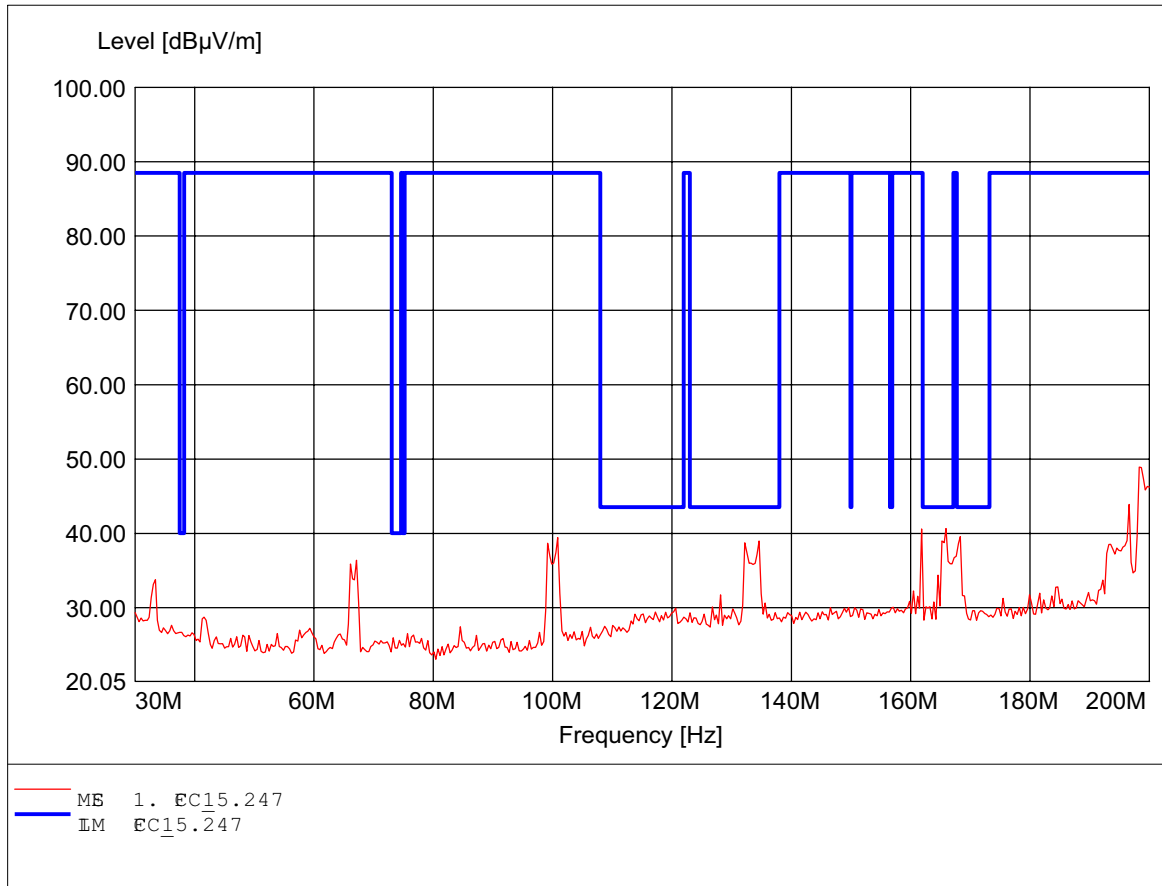
#: WIRES MINI EI
MODENO.: WM61RL 802.11g channel ant.A
Appræl Høder: RO-NES TEHNOLOGICORORATION
Test Site / Operatør: ES / Dennis
Temperaturre/Vøltage: Temp.: 24.4C/ Um.: 120 VAC (per n pc)
Test Spøfætø: aodng to\$5.247
Comment 1: Dst.: 3m,Ant.: HK116
Føq 198.637MHz,Max 41.10dBµ/m, RBW: 100kHz



Spurious emissions Field Strength

FCC RULES PART 15, SUBPART C

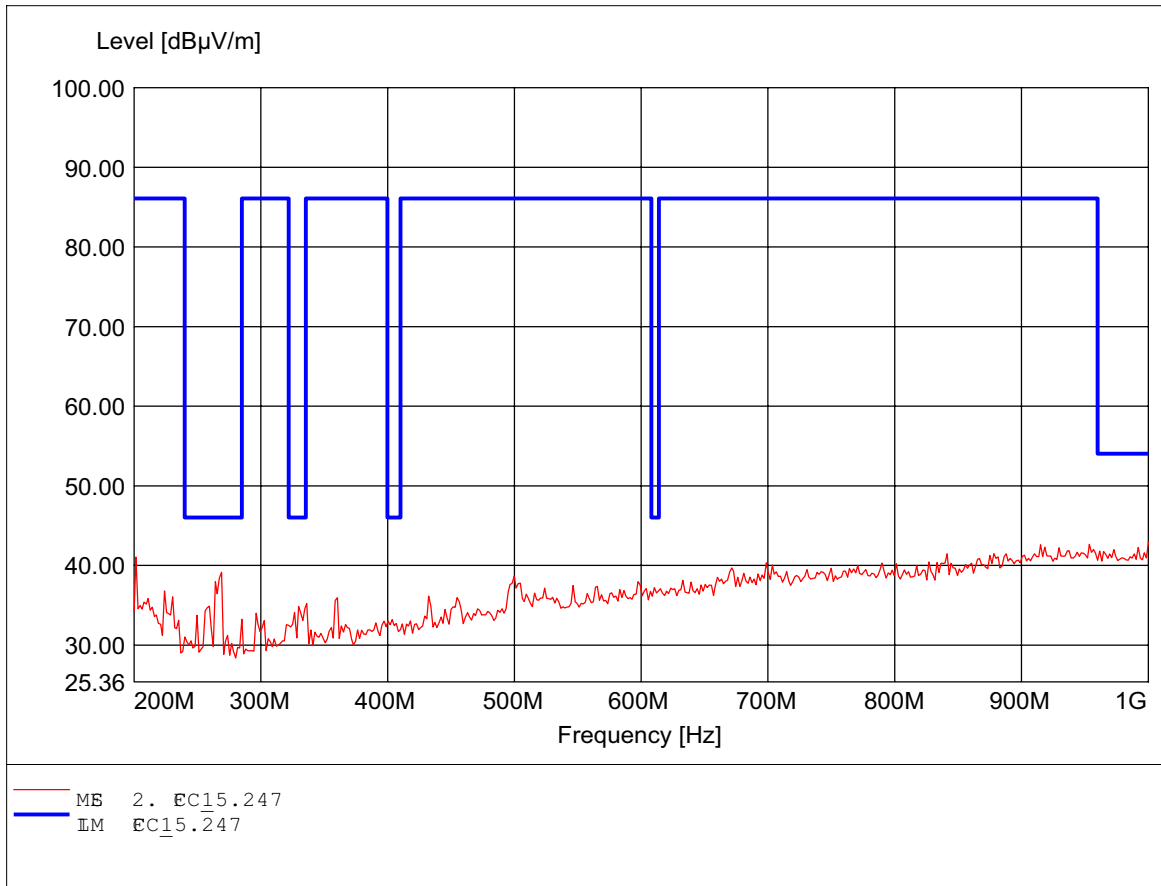
E: WIRES MINI EI
MODENO.: WM61RL 802.11g channel ant.A
Appræl Hæder: RO-NES TEHNOLOGICORORATION
Test Site / Operatør: ES / Dennis
Temperatire/Væltage: Temp.: 24.4°C / Um.: 120 VAC (per n pc)
Test Spæfatn: adding to EC15.247
Comment 1: Dist.: 3m, Ant.: HK116
Freq 198.297MHz, Max 48.90dBµ/m, RBW: 100kHz



Spurious emissions Field Strength

FCC RULES PART 15, SUBPART C

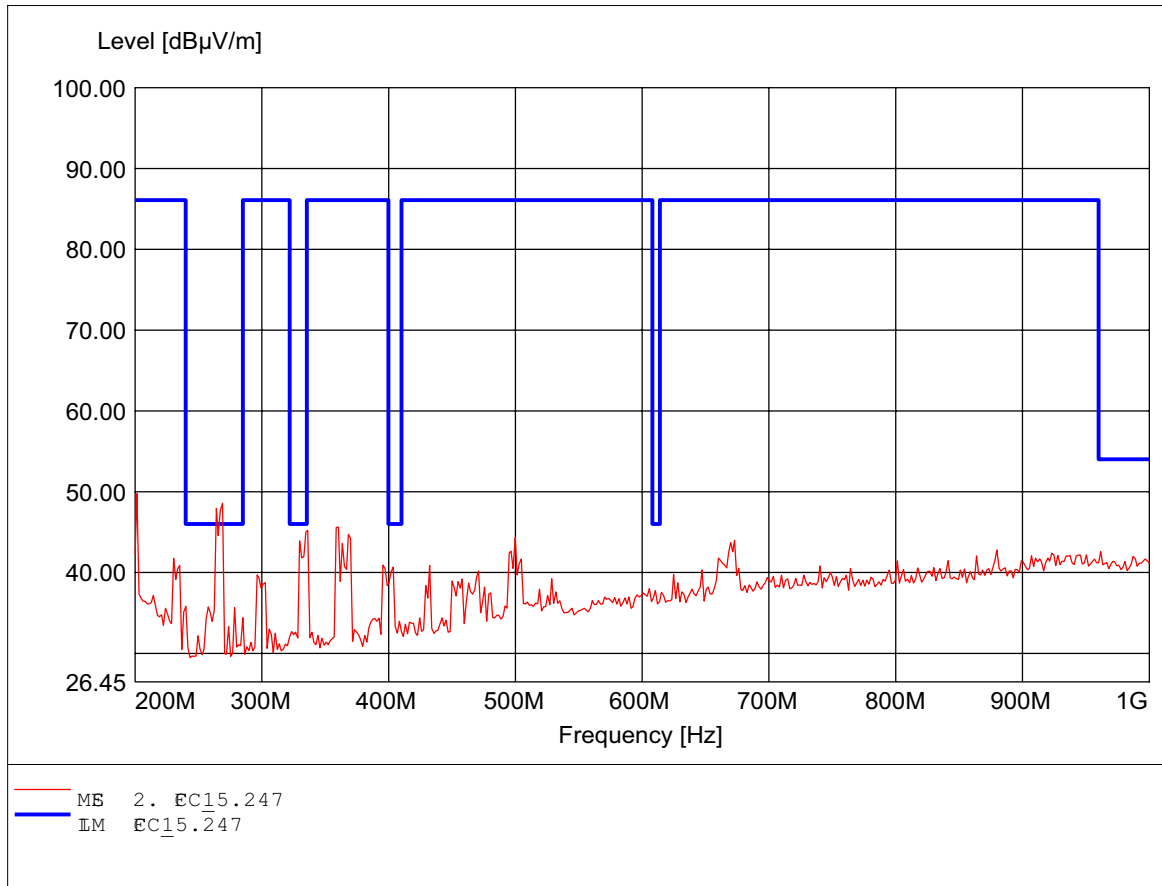
#: WIRELESS MINI PCI
MODENO.: WM61RL 802.11g channel ant.A
Appræl Höðer: RO-NES TECHNOLOGY CORPORATION
Test Site / Operatør: ES / Dennis
Temperaturre/Vøltage: Temp.: 24.4°C / Vm.: 120 VAC (per n pc)
Test Spesifitæð: aðing to EC15.247
Comment 1: Dist.: 3m, Ant.: HL223, amplf.
Fec 1.000GHz, max 42.91dBµV/m, RBW: 100kHz



Spurious emissions Field Strength

FCC RULES PART 15, SUBPART C

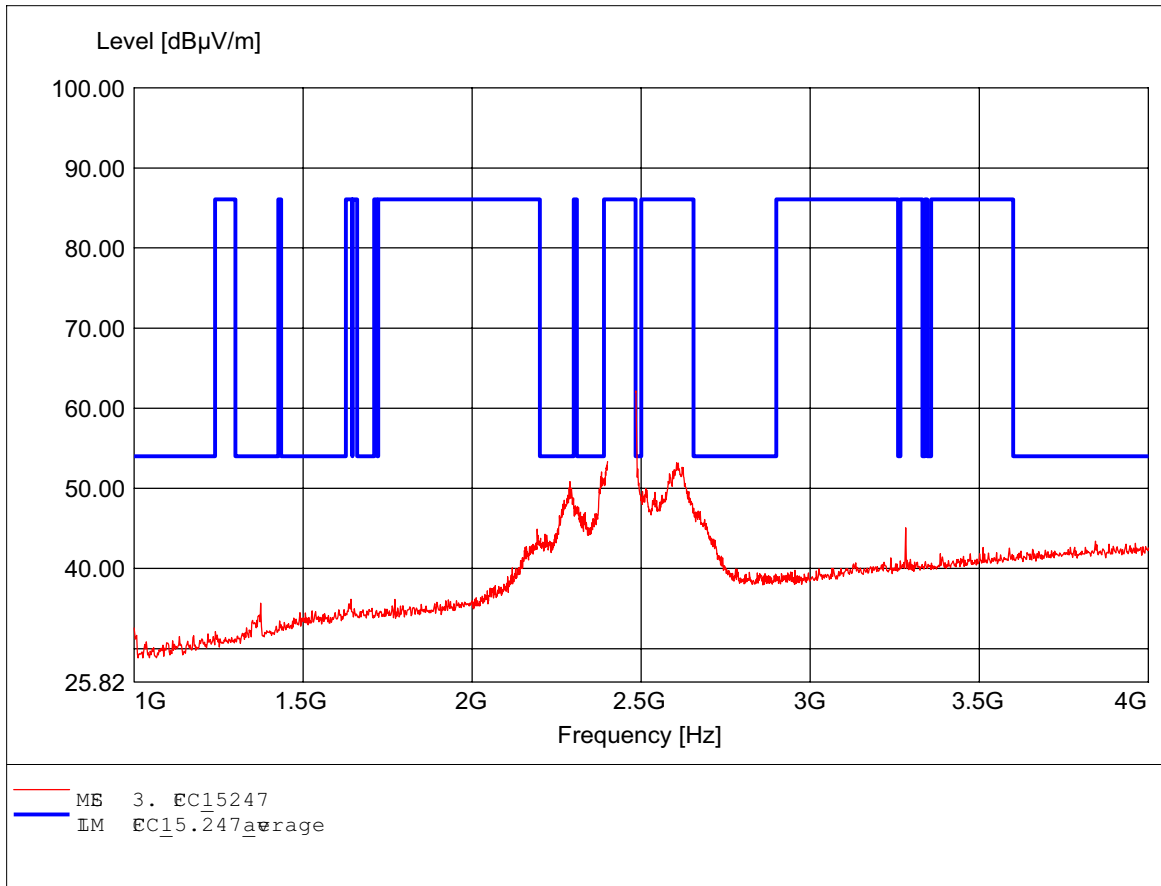
#: WIRES MINI EI
MODENO.: WM61RL 802.11g channel ant.A
Appræl Høder: RO-NES TEHNOLOGICORORATION
Test Site / Operatør: ES / Dennis
Temperatne/Vøltage: Temp.: 24.4C/ Um.: 120 VAC (per n pc)
Test Spesfætø: aodng to\$5.247
Comment 1: Dst.: 3m,Ant.: HL223,amplf.
Feq 201.603MHz,Max 49.76dBµ/m, RBW: 100kHz



Spurious emissions Field Strength

FCC RULES PART 15, SUBPART C

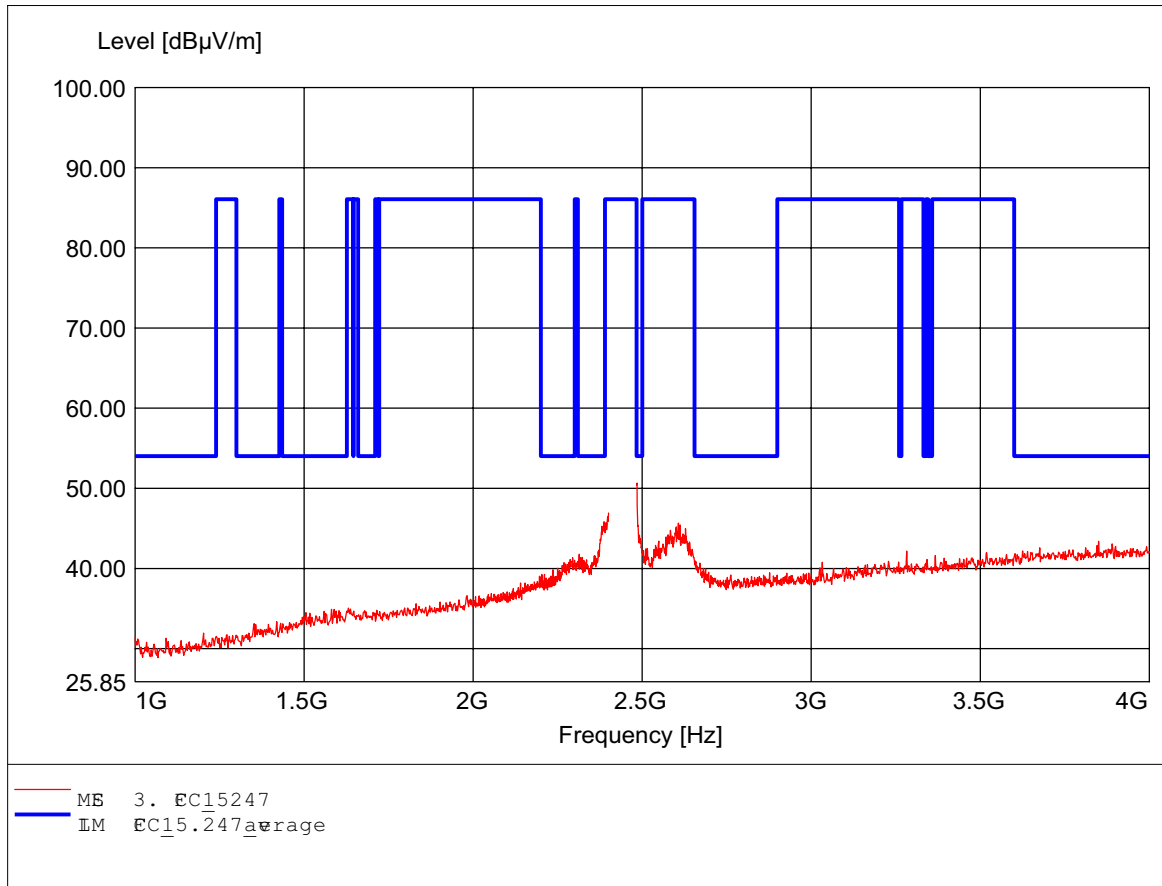
#: WIRES MINI EI
MODENO.: WM61RL 802.11g channel ant.A
Appræl Höder: RO-NES TEHNOLOGICORORATION
Test Site / Operatør: ES / Dennis
Temperatne/Vøltage: Temp.: 24.4C/ Vm.: 120 VAC (per n pc)
Test Spesfatn: aodng to 5.247, peak detetø
Comment 1: Dst.: 3m, Ant.: HD25, amplf.
Feg 2.485GHz, max 62.18dBµ/m, RBW: 1MHz



Spurious emissions Field Strength

FCC RULES PART 15, SUBPART C

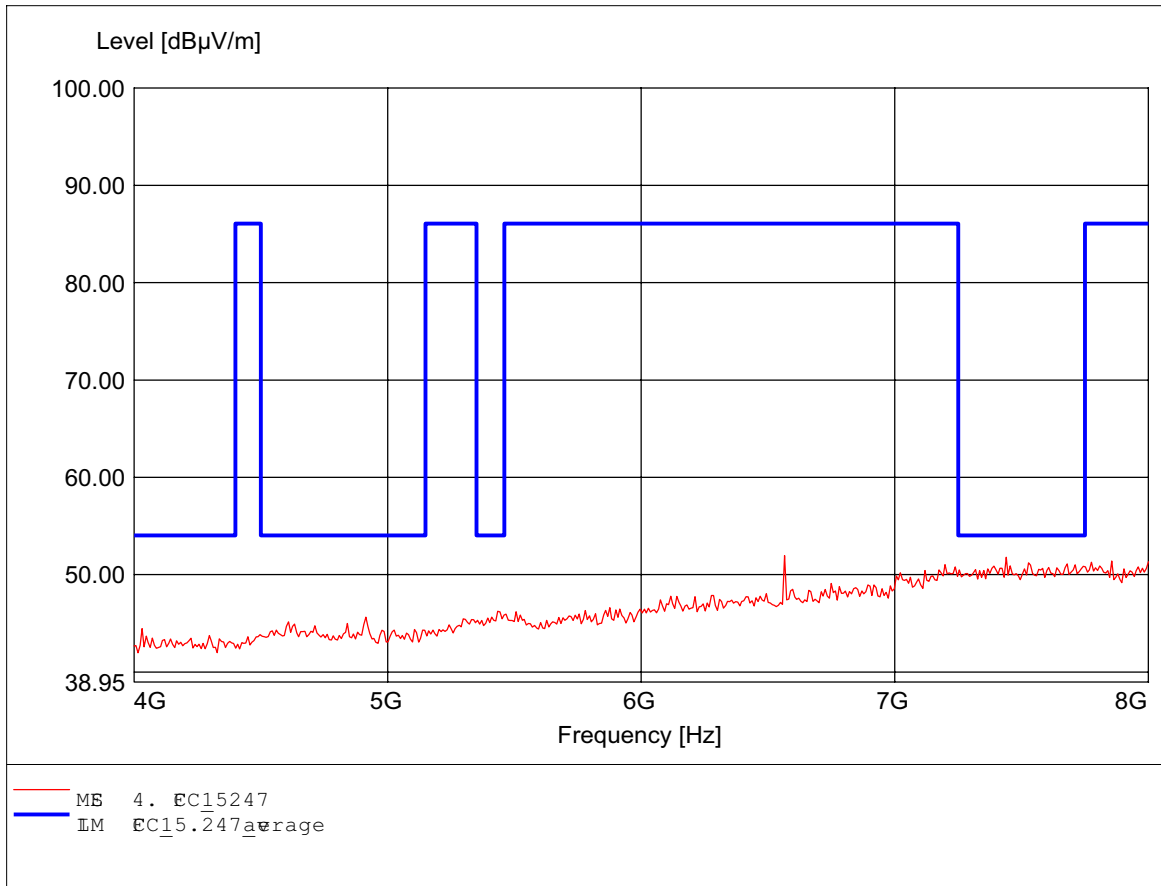
E: WIRES MINI EI
MODENO.: WM61RL 802.11g channel ant.A
Appræl Høder: RO-NES TEHNOLOGICORORATION
Test Site / Operatør: ES / Dennis
Temperatne/Vøltage: Temp.: 24.4C/ Vm.: 120 VAC (per n pc)
Test Spøfatn: aodng to 5.247, peak detetø
Comment 1: Dst.: 3m, Ant.: HD25, amplf.
Føq 2.485GHz, max 50.66dBµV/m, RBW: 1MHz



Spurious emissions Field Strength

FCC RULES PART 15, SUBPART C

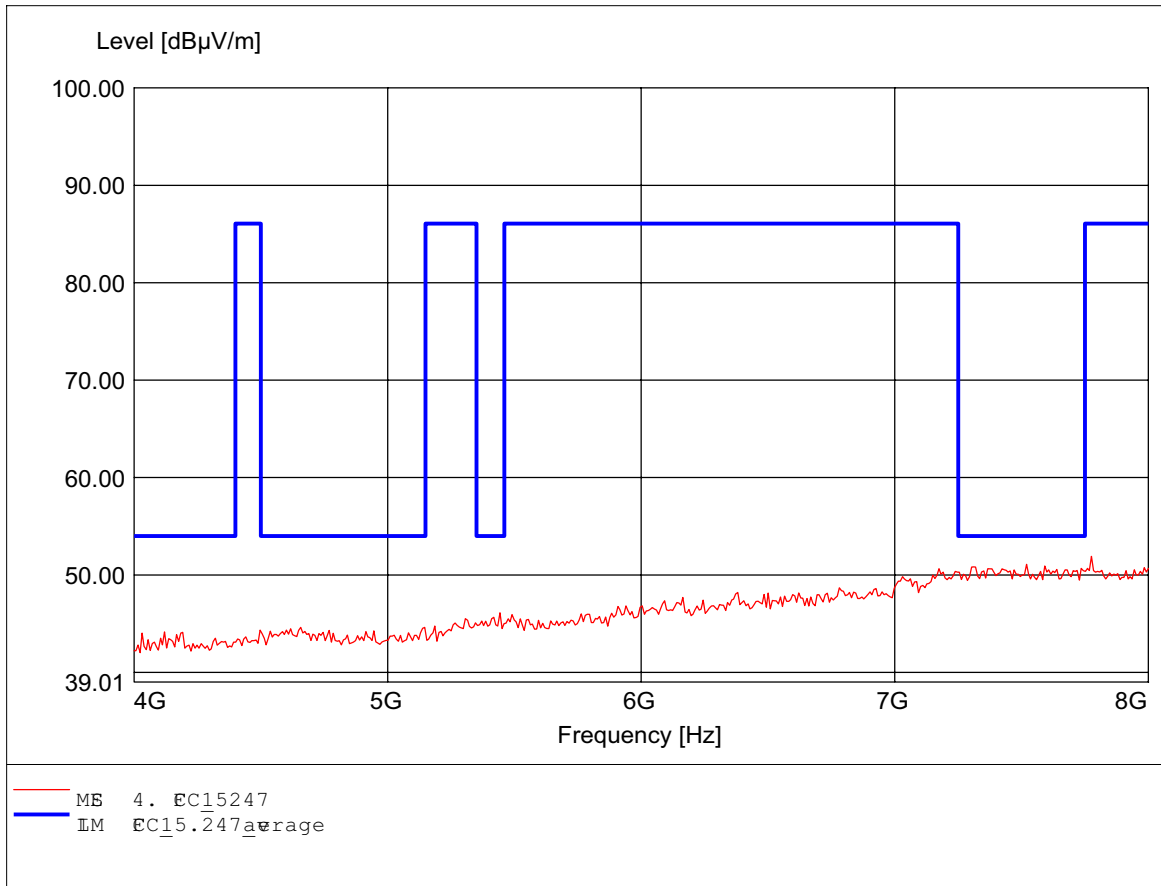
#: WIRES MINI EI
MODENO.: WM61RL 802.11g channel ant.A
Appræl Høder: RO-NES TEHNOLOGICORORATION
Test Site / Operatør: ES / Dennis
Temperatur/Voltage: Temp.: 24.4°C/ Um.: 120 VAC (per n pc)
Test Spøfatn: adding to 5.247, peak detect
Comment 1: Dist.: 3m, Ant.: HD25, ampl. HP
Freq 6.565GHz, max 51.97dBµV/m, RBW: 1MHz



Spurious emissions Field Strength

FCC RULES PART 15, SUBPART C

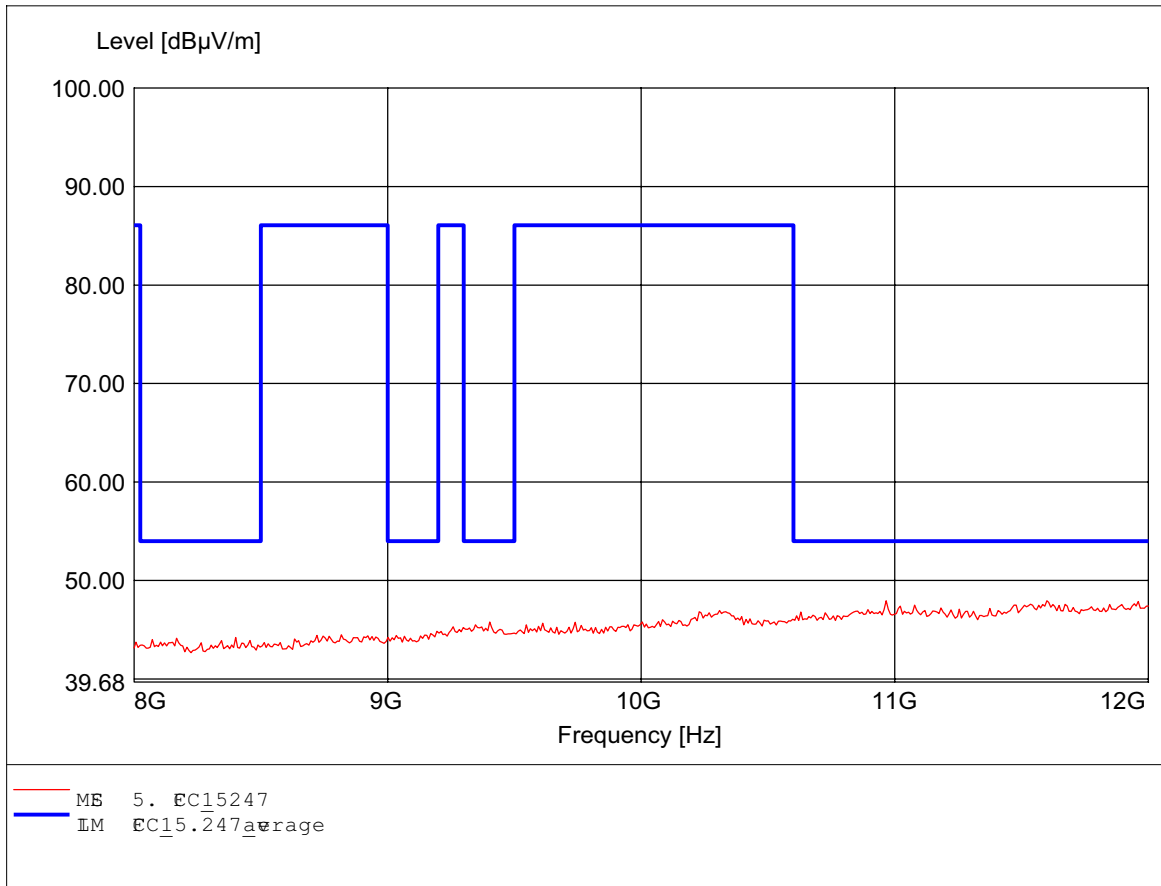
#: WIRES MINI EI
MODENO.: WM61RL 802.11g channel ant.A
Appræl Høder: RO-NES TEHNOLOGICORORATION
Test Site / Operatør: ES / Dennis
Temperatur/Voltage: Temp.: 24.4°C/ Um.: 120 VAC (per n pc)
Test Spøfatid: adding to 5.247, peak detect
Comment 1: Dist.: 3m, Ant.: HD25, ampl. HP
Freq 7.776GHz, max 51.93dBµV/m, RBW: 1MHz



Spurious emissions Field Strength

FCC RULES PART 15, SUBPART C

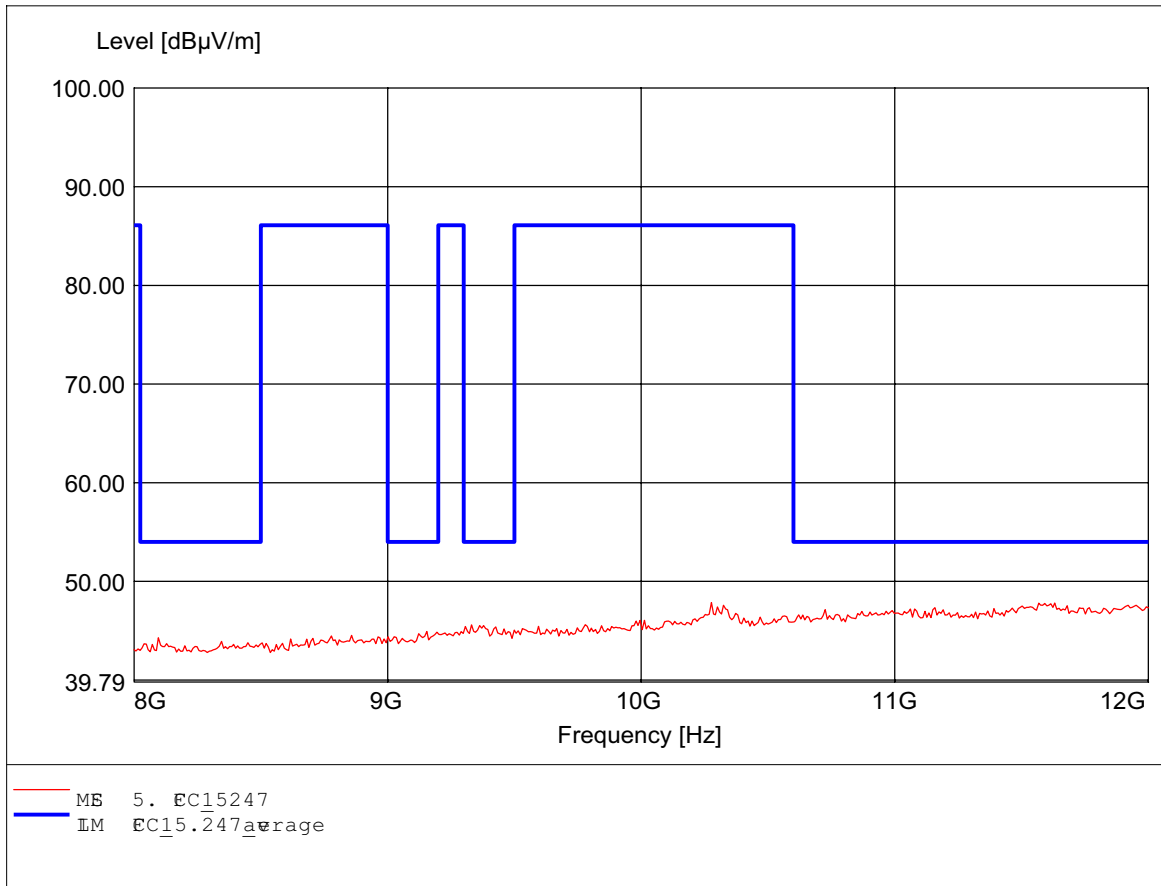
#: WIRES MINI EI
MODENO.: WM61RL 802.11g channel ant.A
Appræl Høder: RO-NES TEHNOLOGICORORATION
Test Site / Operatør: ES / Dennis
Temperatne/Vøltage: Temp.: 24.4C/ Um.: 120 VAC (per n pc)
Test Spesfatn: aodng to 5.247, peak detetø
Comment 1: Dst.: 3m, Ant.: HD25, ampl. #P
Fecq 11.599GHz, max 47.95dBµ/m, RBW: 1MHz



Spurious emissions Field Strength

FCC RULES PART 15, SUBPART C

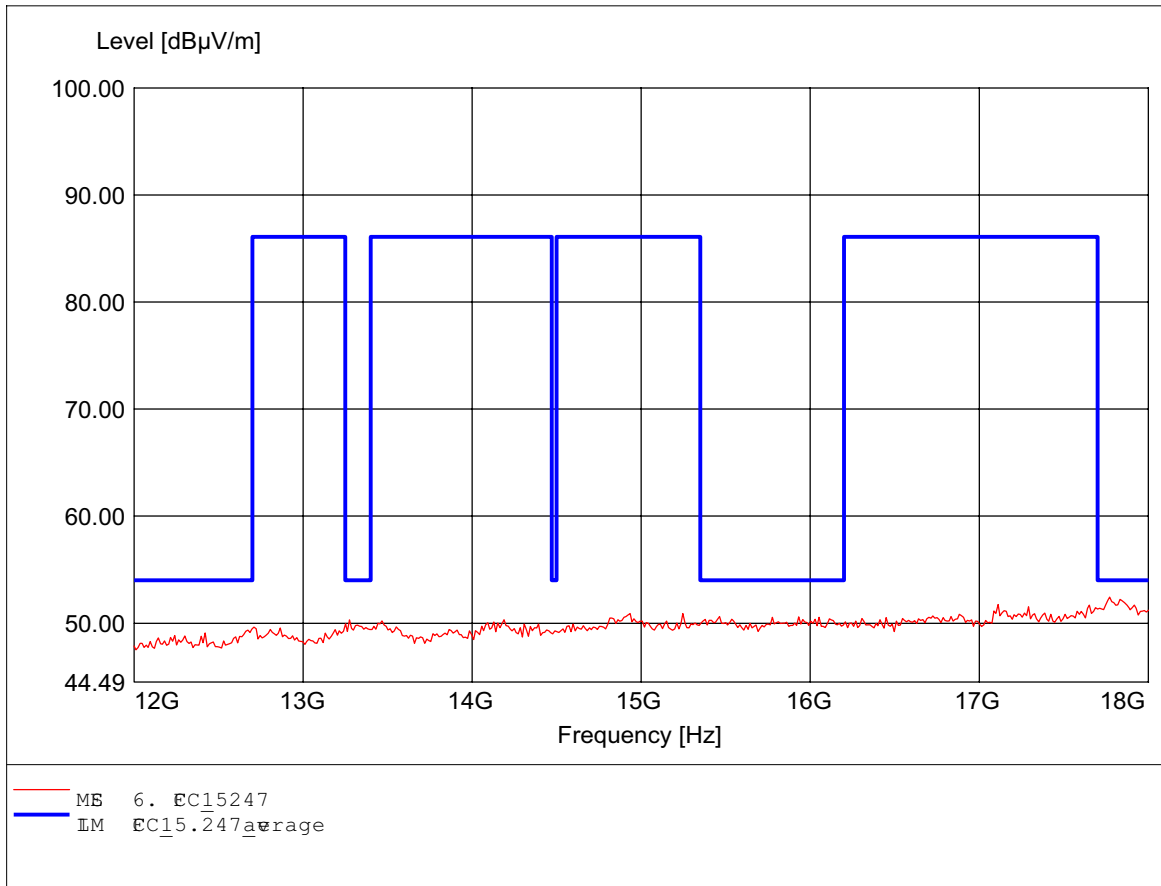
#: WIRES MINI EI
MODENO.: WM61RL 802.11g channel ant.A
Appræl Høder: RO-NES TEHNOLOGICORORATION
Test Site / Operatør: ES / Dennis
Temperatne/Vøltage: Temp.: 24.4C/ Um.: 120 VAC (per n pc)
Test Spøfatn: aodng to 5.247, peak detetø
Comment 1: Dst.: 3m, Ant.: HD25, ampl. HP
Fecq 10.277GHz, max 47.84dBµ/m, RBW: 1MHz



Spurious emissions Field Strength

FCC RULES PART 15, SUBPART C

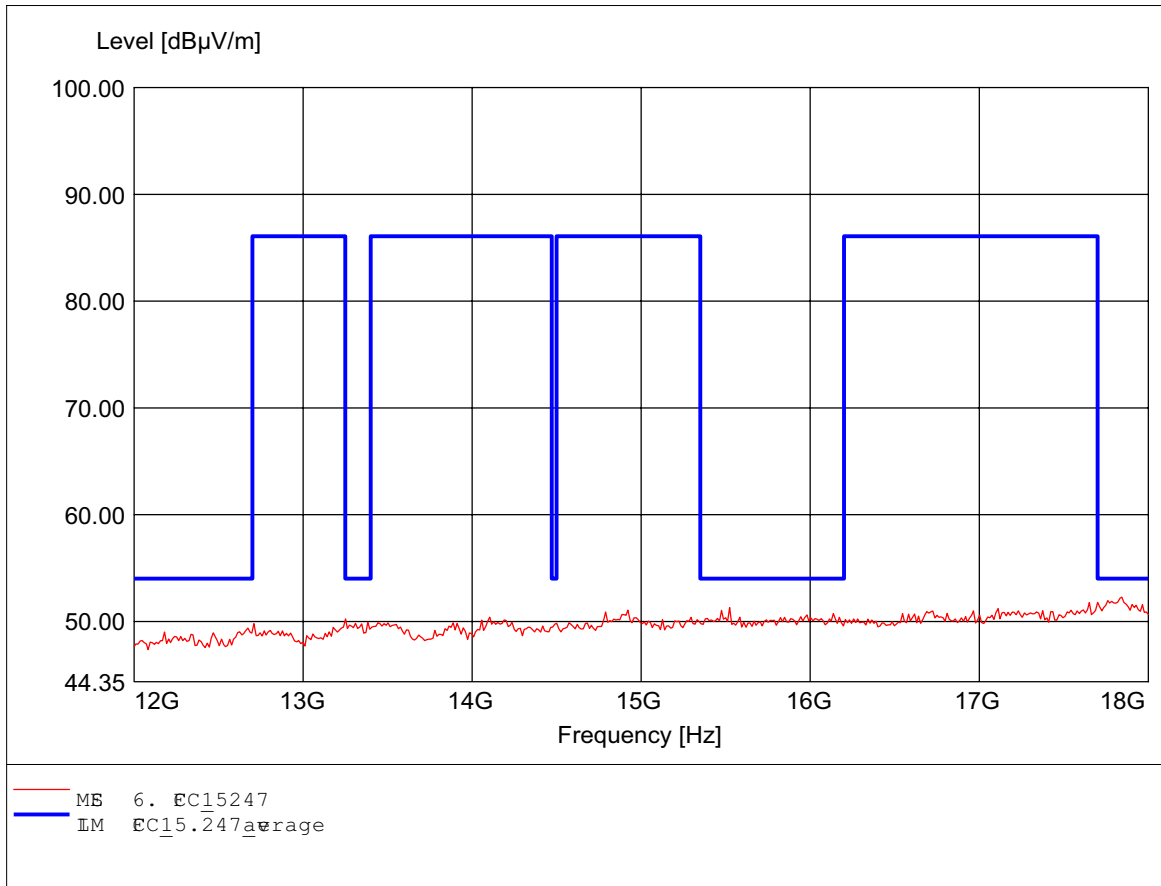
#: WIRES MINI EI
MODENO.: WM61RL 802.11g channel ant.A
Appræl Høder: RO-NES TEHNOLOGICORORATION
Test Site / Operatør: ES / Dennis
Temperatne/Vøltage: Temp.: 24.4C/ Um.: 120 VAC (per n pc)
Test Spøfatn: aodng to 5.247, peak detetø
Comment 1: Dst.: 3m, Ant.: HD25, ampl. HP
Føq 17.772GHz, max 52.42dBV/m, RBW: 1MHz



Spurious emissions Field Strength

FCC RULES PART 15, SUBPART C

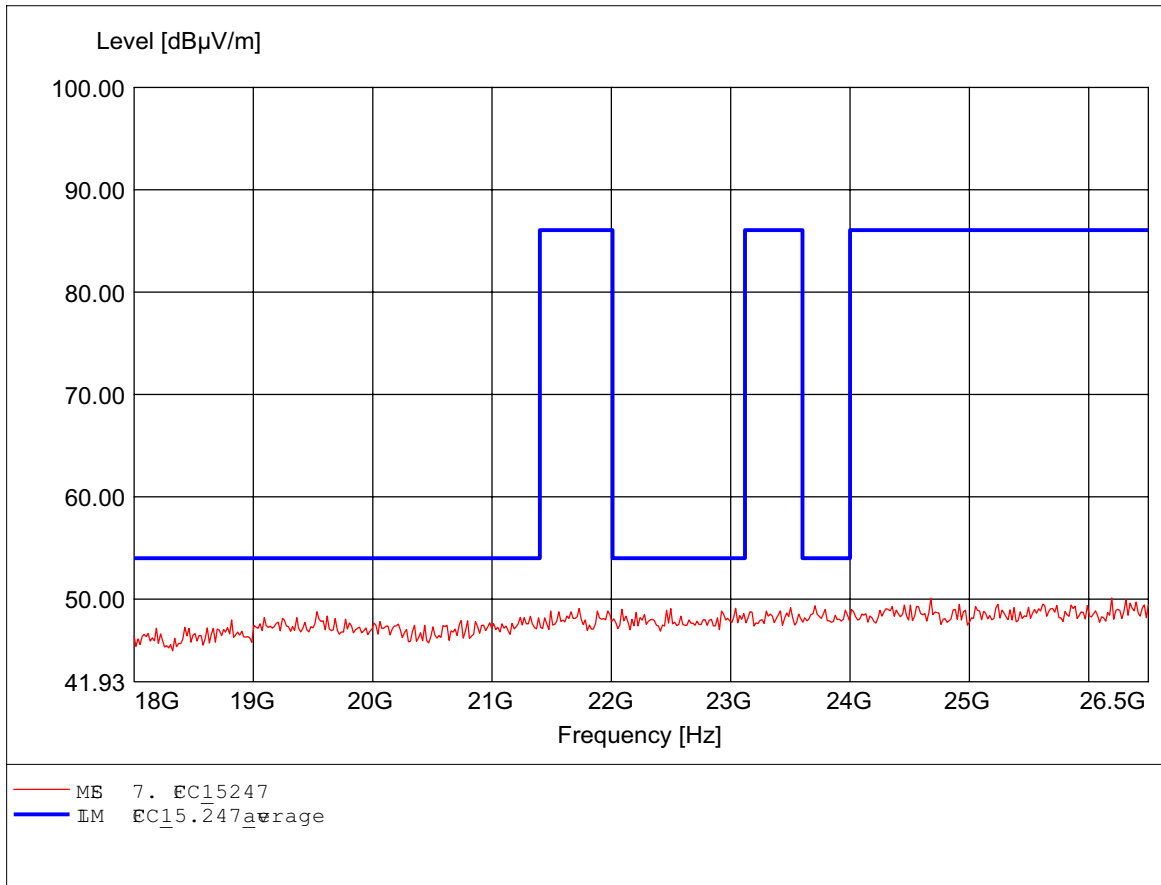
#: WIRES MINI EI
MODENO.: WM61RL 802.11g channel ant.A
Appræl Høder: RO-NES TEHNOLOGICORORATION
Test Site / Operatør: ES / Dennis
Temperatne/Vøltage: Temp.: 24.4C/ Um.: 120 VAC (per n pc)
Test Spøfatn: aodng to 5.247, peak detetø
Comment 1: Dst.: 3m, Ant.: HD25, ampl. HP
Føq 17.844GHz, max 52.28dBµ/m, RBW: 1MHz



Spurious emissions Field Strength

FCC RULES PART 15, SUBPART C

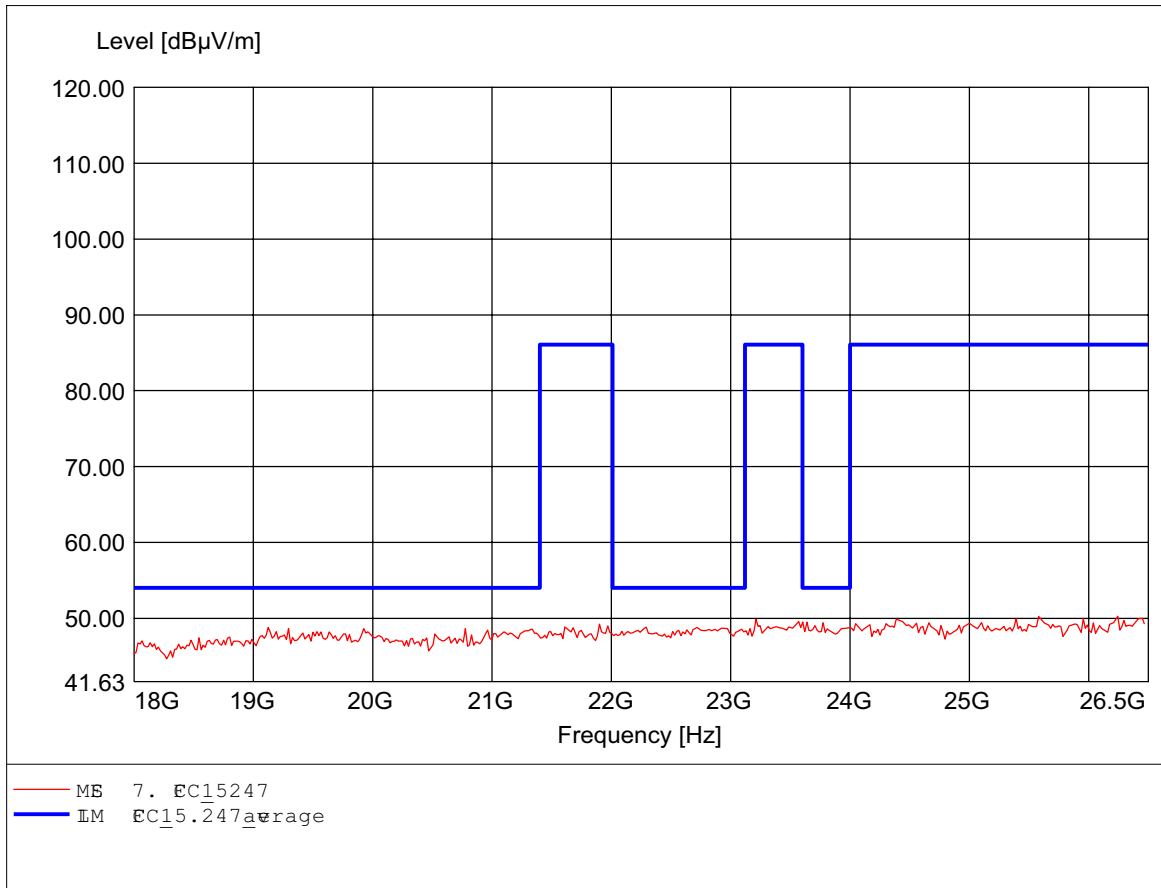
#: WIRELESS MINI CEI
MODENO.: WM61RL 802.11g channel ant.A
Appral Holder: RO-NES TECHNOLOGY CORPORATION
Test Site / Operator: ES / Dennis
Temperature/Voltage: Temp.: 24.4C / Hum.: 120 VAC (per spec)
Test Specification: according to 47CFR 15.247, peak detection
Comment 1: Dist.: 3m, Ant.: H025, amplf.
Freq 26.193GHz, Max 50.13dBuV/m, RBW: 1MHz



Spurious emissions Field Strength

FCC RULES PART 15, SUBPART C

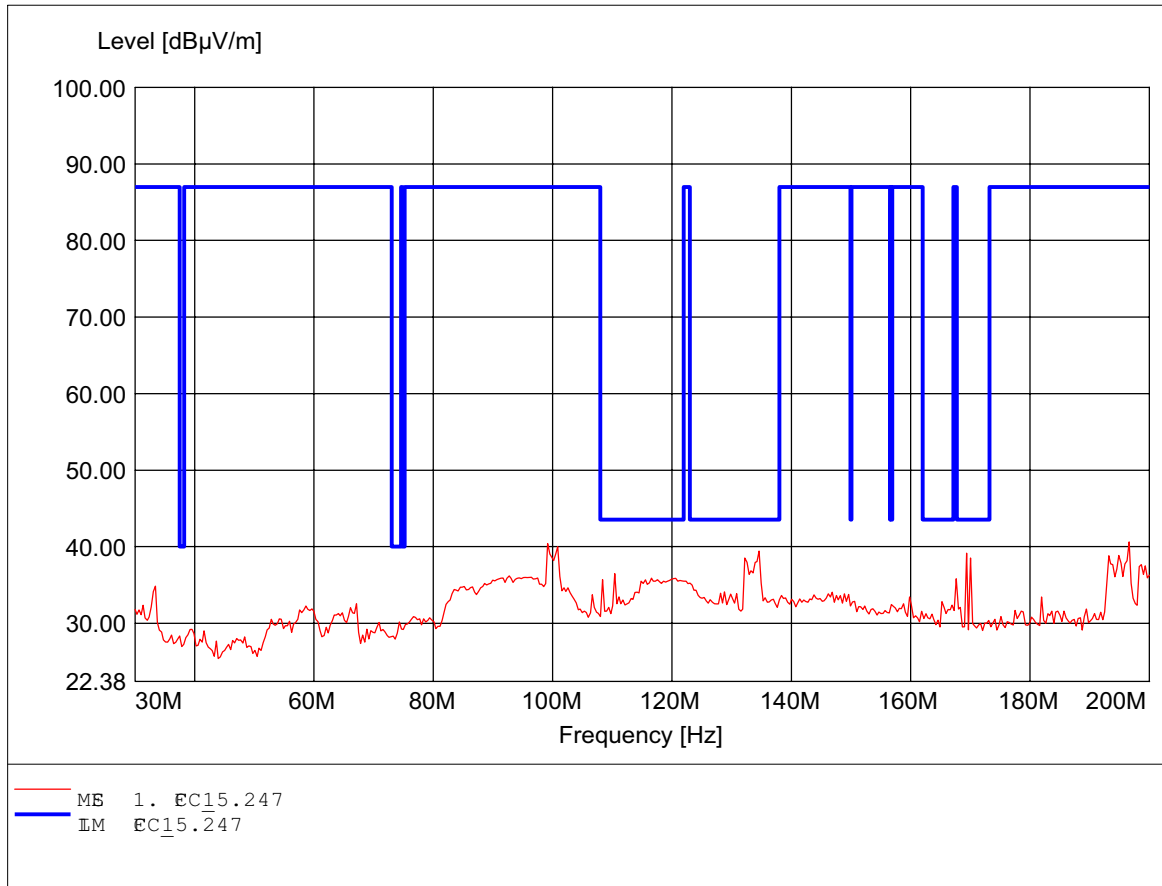
#: WIRELESS MINI PCI
MODENO.: WM61RL 802.11g channel ant.A
Approval Holder: RO-NES TECHNOLOGY CORPORATION
Test Site / Operator: ES / Dennis
Temperature/Voltage: Temp.: 24.4°C / Hum.: 120 VAC (per spec)
Test Specification: according to 47CFR 15.247, peak detection
Comment 1: Dist.: 3m, Ant.: H025, amplf.
Freq 26.244GHz, Max 50.28dBμV/m, RBW: 1MHz



Spurious emissions Field Strength

FCC RULES PART 15, SUBPART C

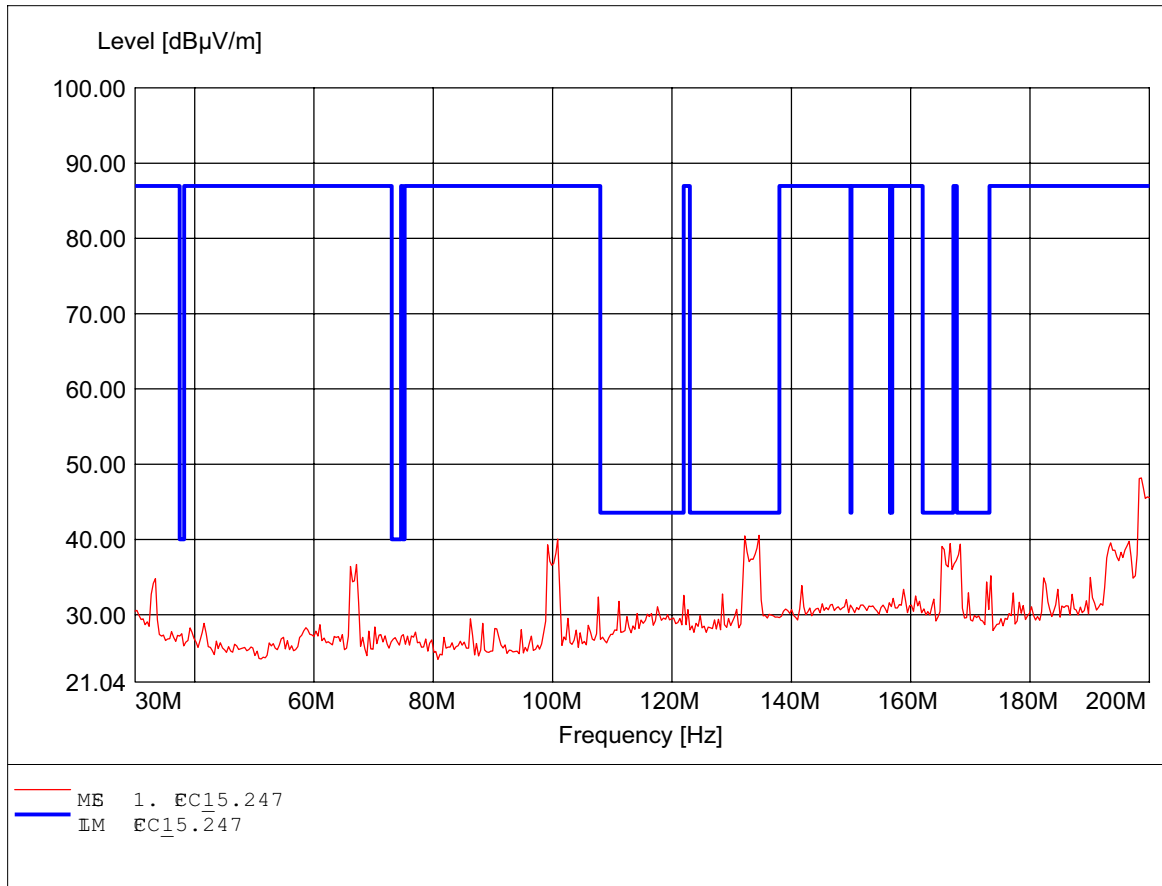
E: WIRES MINI EI
MODENO.: WM61RL 802.11g 1channel ant.B
Appræl Høder: RO-NES TEHNOLOGICORORATION
Test Site / Operatø: ES / Dennis
Temperatne/Vøltage: Temp.: 24.4C/ Um.: 120 VAC (per n pc)
Test Spefatn: aodng to 5.247
Comment 1: Dst.: 3m, Ant.: HK116
Feq 196.593MHz, Max 40.64dBµ/m, RBW: 100kHz



Spurious emissions Field Strength

FCC RULES PART 15, SUBPART C

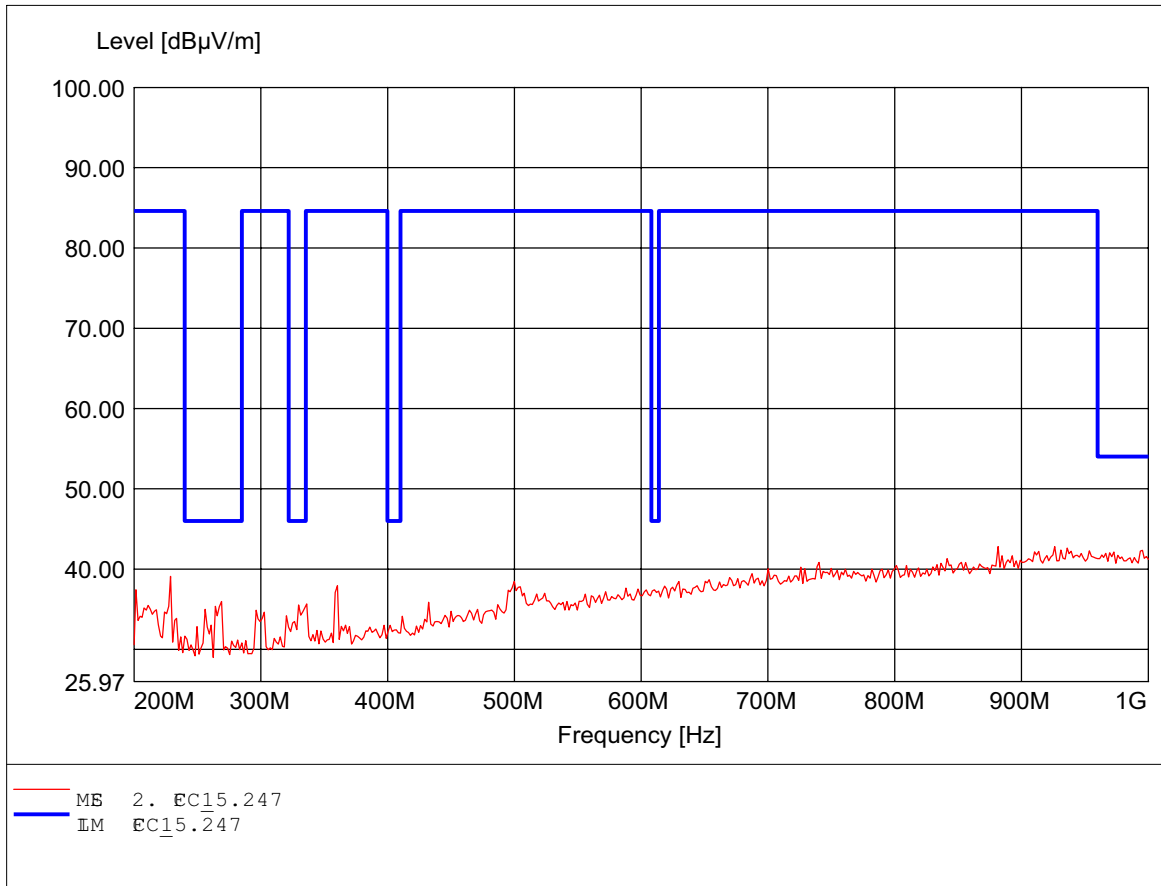
#: WIRES MINI EI
MODENO.: WM61RL 802.11g 1channel ant.B
Appræl Høder: RO-NES TEHNOLOGICORORATION
Test Site / Operatør: ES / Dennis
Temperatne/Vøltage: Temp.: 24.4C/ Um.: 120 VAC (per n pc)
Test Spesfætå: aodng to\$5.247
Comment 1: Dst.: 3m,Ant.: HK116
Feq 198.637MHz,Max 48.18dBµ/m, RBW: 100kHz



Spurious emissions Field Strength

FCC RULES PART 15, SUBPART C

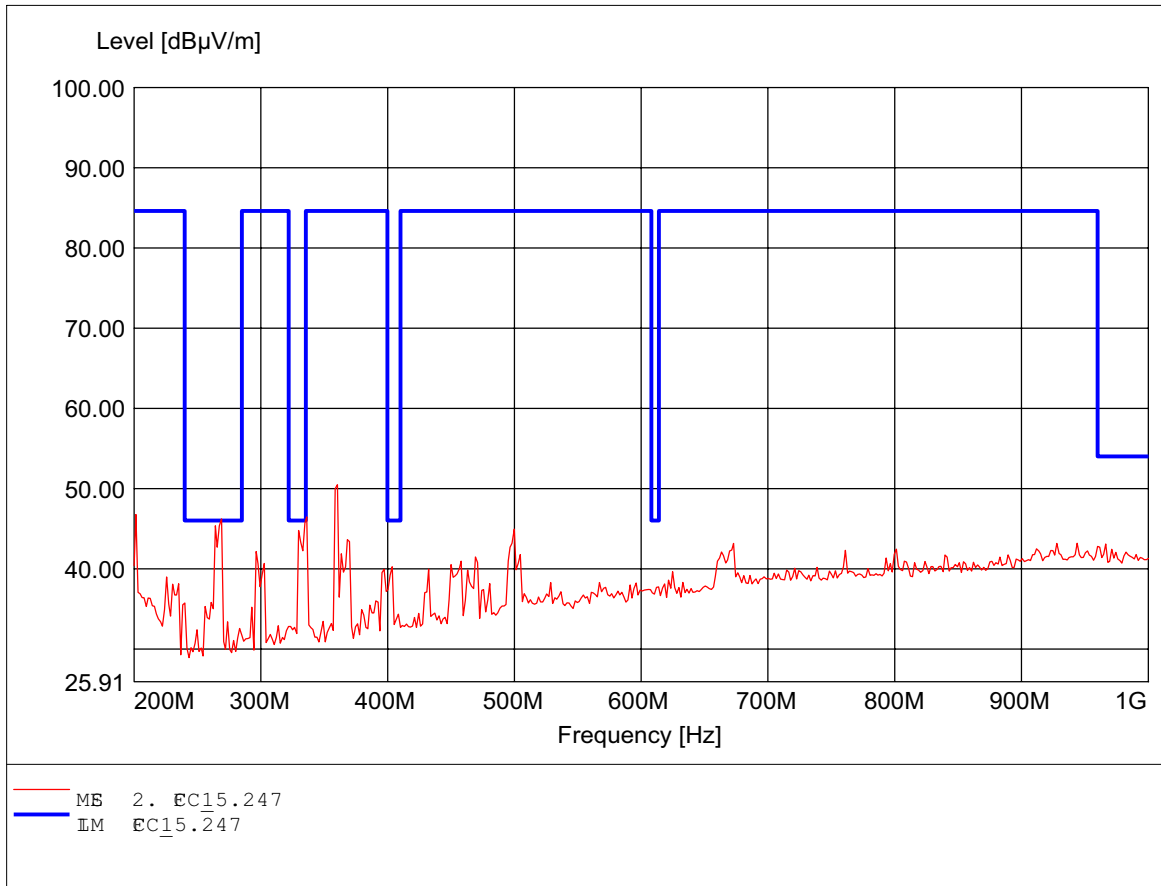
#: WIRES MINI EI
MODENO.: WM61RL 802.11g 10channel ant.B
Appræl Hæder: RO-NES TEHNOLOGYCORORATION
Test Site / Operatør: ES / Dennis
Temperatire/Væltage: Temp.: 24.4C/ Um.: 120 VAC (per n pc)
Test Spæfatæ: aædng to EC15.247
Comment 1: Dæt.: 3m, Ant.: HL223, amplf.
Fæq 881.363MHz, Max 42.81dBµ/m, RBW: 100kHz



Spurious emissions Field Strength

FCC RULES PART 15, SUBPART C

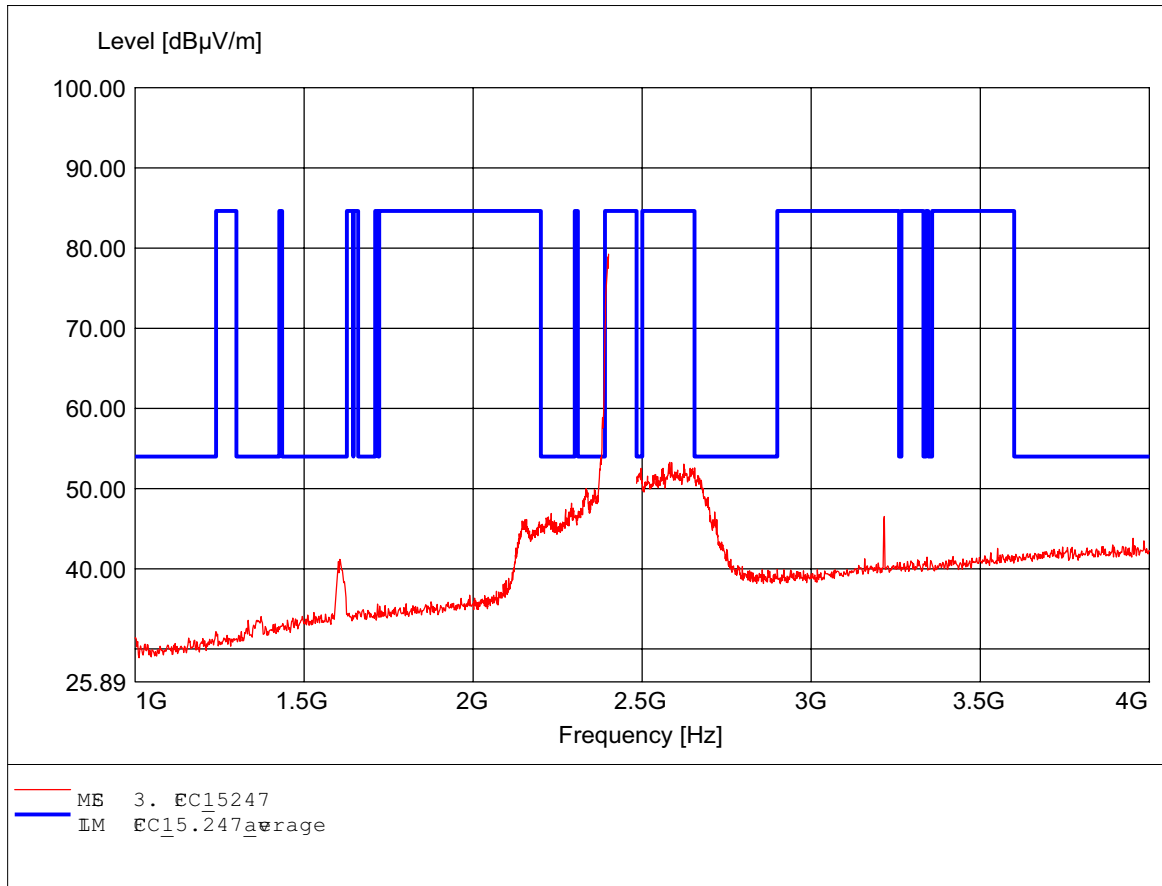
#: WIRES MINI EI
MODENO.: WM61RL 802.11g 10channel ant.B
Appræl Høder: RO-NES TEHNOLOGYCORORATION
Test Site / Operatør: ES / Dennis
Temperatne/Vøltage: Temp.: 24.4C/ Um.: 120 VAC (per n pc)
Test Spesfætø: aodng to 5.247
Comment 1: Dst.: 3m, Ant.: HL223, amplf.
Feq 360.321MHz, Max 50.50dBµ/m, RBW: 100kHz



Spurious emissions Field Strength

FCC RULES PART 15, SUBPART C

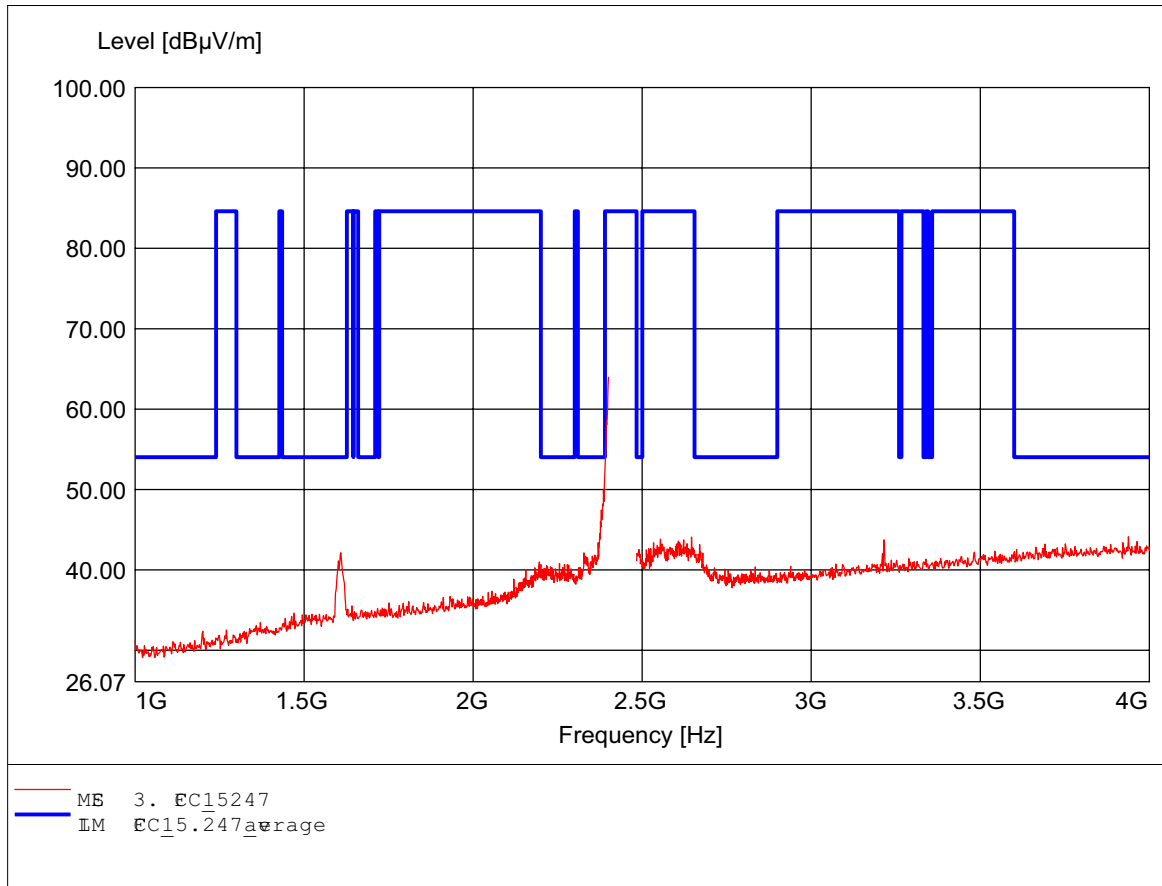
E: WIRES MINI EI
MODENO.: WM61RL 802.11g 10channel ant.B
Appræl Høder: RO-NES TEHNOLOGICORORATION
Test Site / Operatør: ES / Dennis
Temperatne/Vøltage: Temp.: 24.4C/ Um.: 120 VAC (per n pc)
Test Spøfætø: aodng to\$5.247,peak detetø
Comment 1: Dst.: 3m,Ant.: HD25,amplf.
Føq 2.400GHz,max 79.24dBµV/m,RBW: 1MHz



Spurious emissions Field Strength

FCC RULES PART 15, SUBPART C

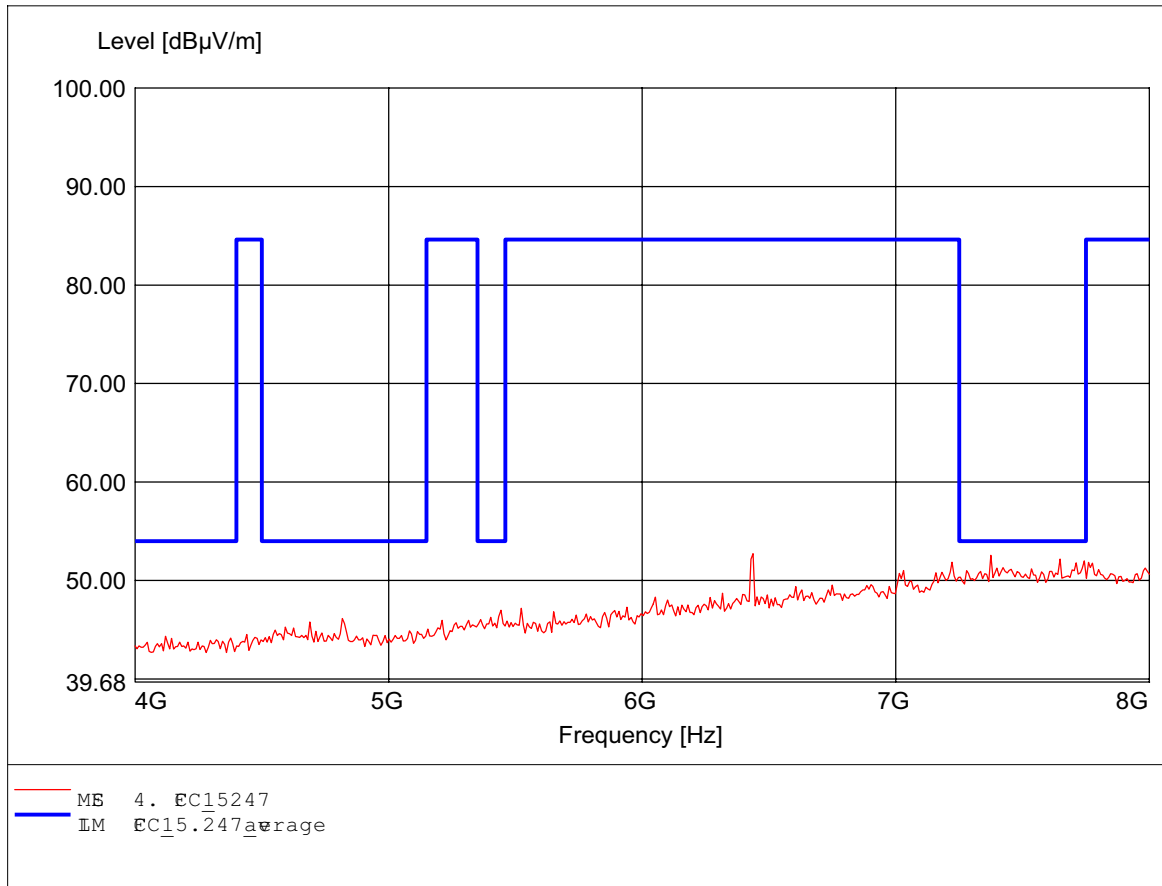
E: WIRES MINI EI
MODENO.: WM61RL 802.11g 1 channel ant.B
Appræl Høder: RO-NES TEHNOLOGICORORATION
Test Site / Operatør: ES / Dennis
Temperatur/Voltage: Temp.: 24.4°C / Um.: 120 VAC (per n pc)
Test Spøfatn: adding to 5.247, peak detect
Comment 1: Dist.: 3m, Ant.: HD25, amplf.
Fec 2.400GHz, max 63.96dBµV/m, RBW: 1MHz



Spurious emissions Field Strength

FCC RULES PART 15, SUBPART C

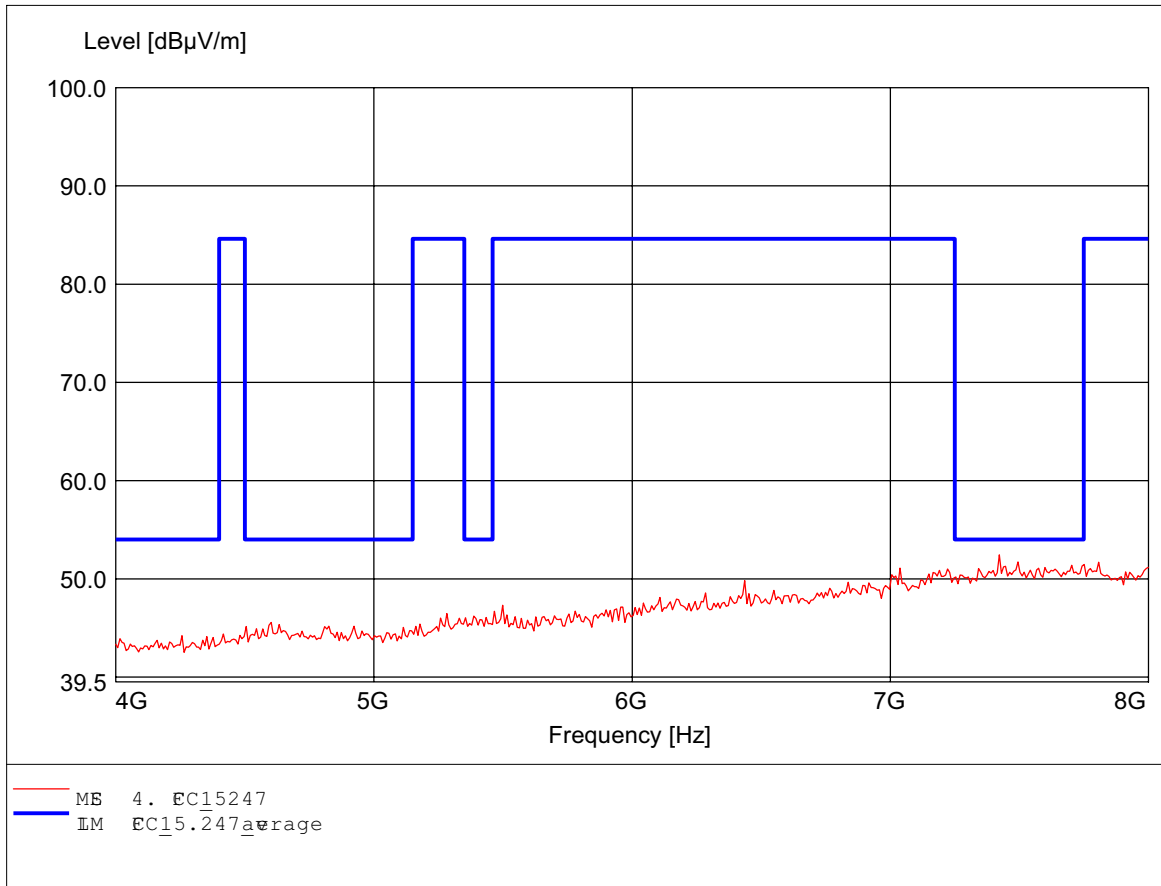
#: WIRES MINI EI
MODENO.: WM61RL 802.11g 1channel ant.B
Appræl Høder: RO-NES TEHNOLOGYCORORATION
Test Site / Operatør: ES / Dennis
Temperatne/Vøltage: Temp.: 24.4C/ Um.: 120 VAC (per n pc)
Test Spøfatn: aodng to 5.247, peak detetø
Comment 1: Dst.: 3m, Ant.: HD25, ampl. #P
Føq 6.437GHz, max 52.73dBµV/m, RBW: 1MHz



Spurious emissions Field Strength

FCC RULES PART 15, SUBPART C

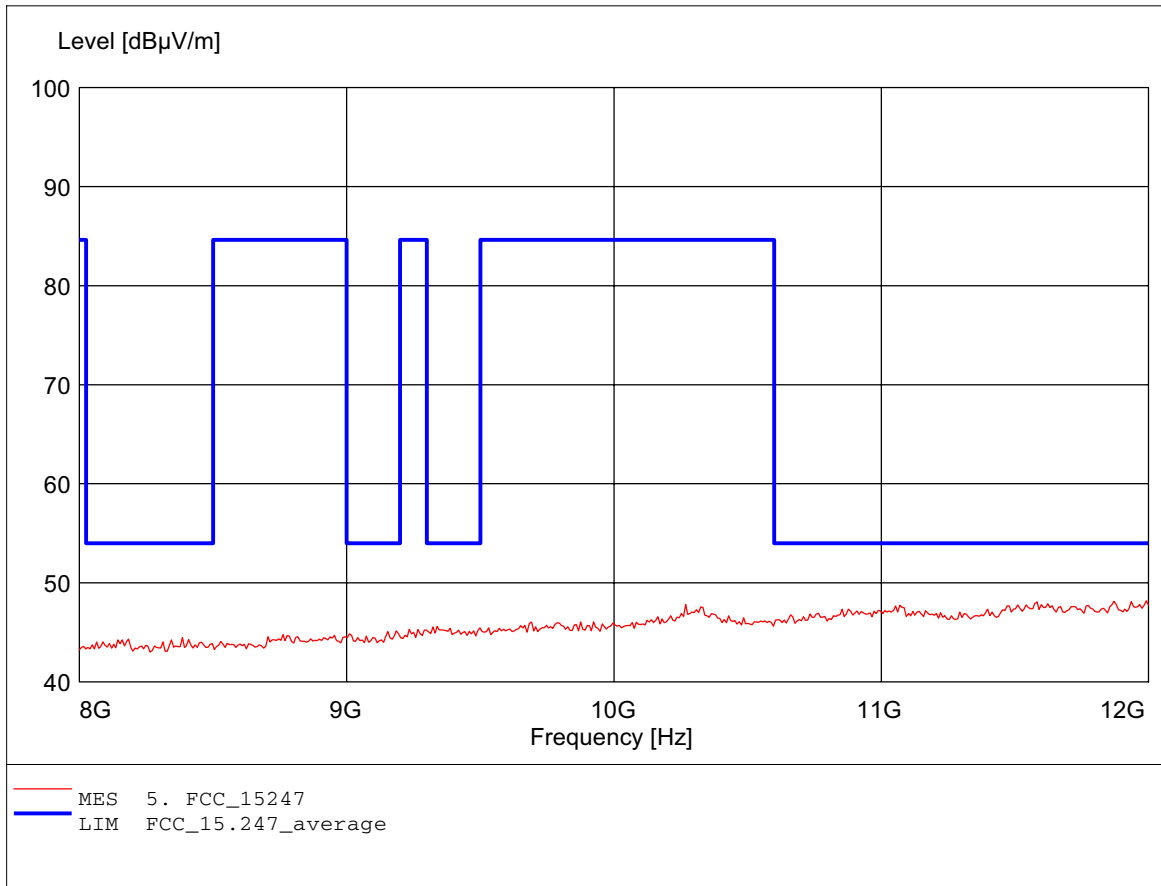
#: WIRES MINI EI
MODENO.: WM61RL 802.11g 1channel ant.B
Appræl Høder: RO-NES TEHNOLOGYCORORATION
Test Site / Operatør: ES / Dennis
Temperatur/Vøltage: Temp.: 24.4C/ Um.: 120 VAC (per n pc)
Test Spøfatn: adding to EC15.247, peak detect
Comment 1: Dist.: 3m, Ant.: HD25, ampl. HP
Føq 7.423GHz, max 52.44dBµ/m, RBW: 1MHz



Spurious emissions Field Strength

FCC RULES PART 15, SUBPART C

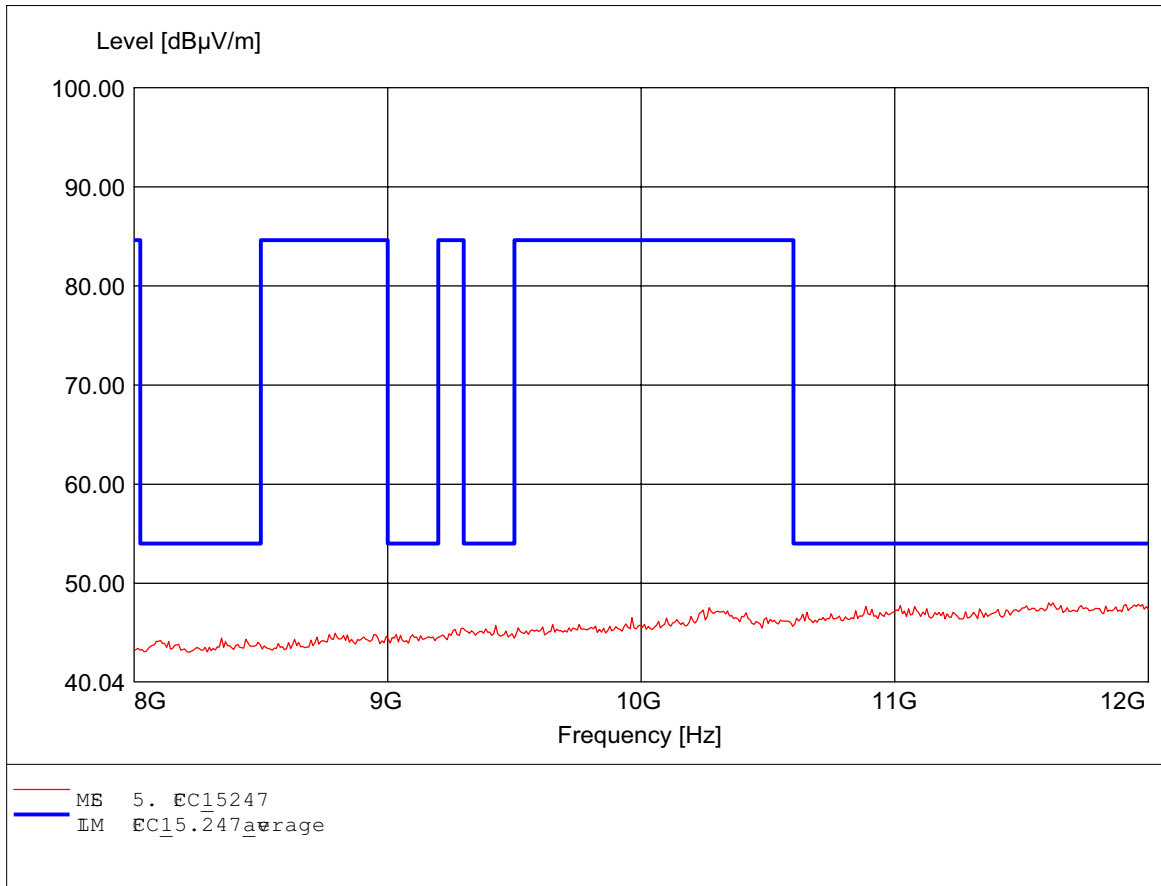
E: WIRES MINI EI
MODENO.: WM61RL 802.11g 1 channel ant.B
Appræl Høder: RO-NES TEHNOLOGICORORATION
Test Site / Operatør: ES / Dennis
Temperatne/Vøltage: Temp.: 24.4C/ Um.: 120 VAC (per n pc)
Test Spesifikatøn: aadding to 5.247, peak detect
Comment 1: Dst.: 3m, Ant.: HD25, ampl. HP
Fecq 11.992GHz, max 48.21dBµ/m, RBW: 1MHz



Spurious emissions Field Strength

FCC RULES PART 15, SUBPART C

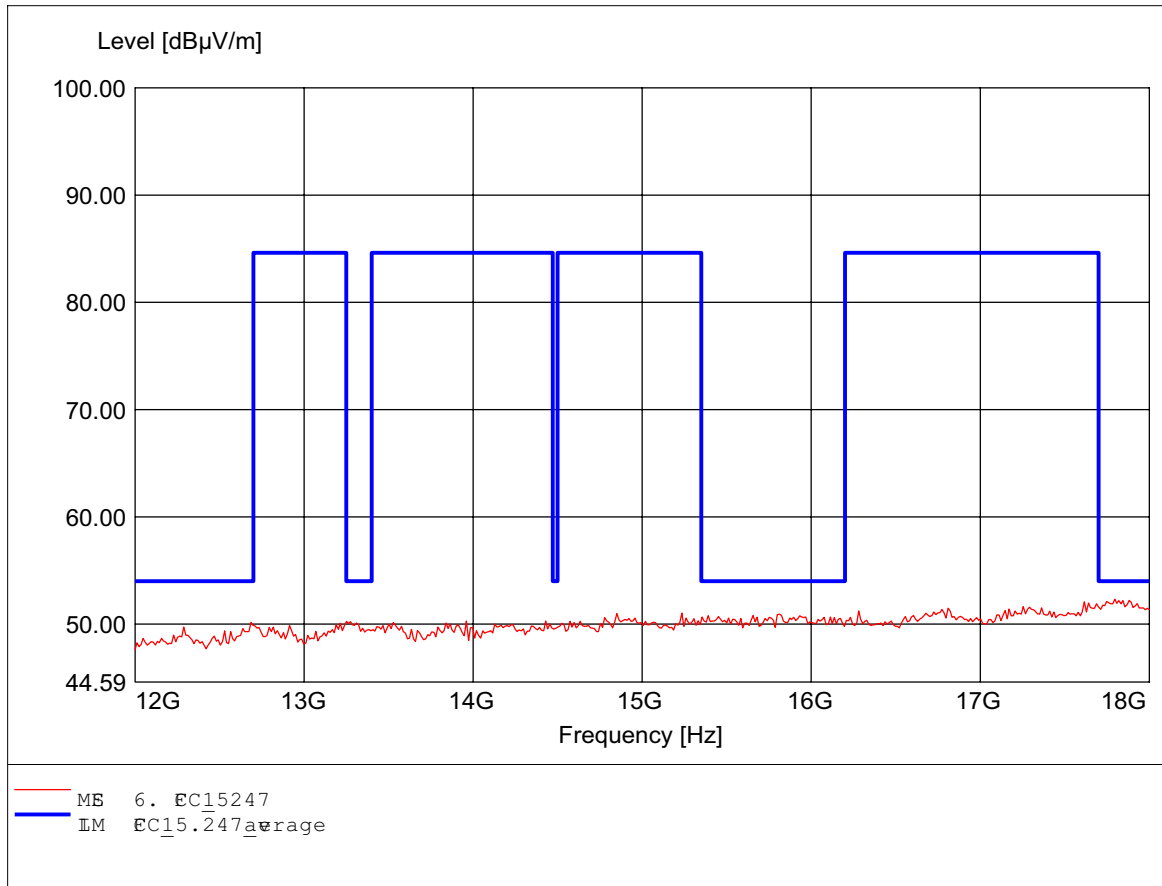
#: WIRES MINI EI
MODENO.: WM61RL 802.11g 1channel ant.B
Appræl Høder: RO-NES TEHNOLOGICORORATION
Test Site / Operatør: ES / Dennis
Temperatne/Vøltage: Temp.: 24.4C/ Um.: 120 VAC (per n pc)
Test Spøfatn: aodng to 5.247, peak detetø
Comment 1: Dst.: 3m, Ant.: HD25, ampl. MF
Føq 11.607GHz, Max 48.03dBµ/m, RBW: 1MHz



Spurious emissions Field Strength

FCC RULES PART 15, SUBPART C

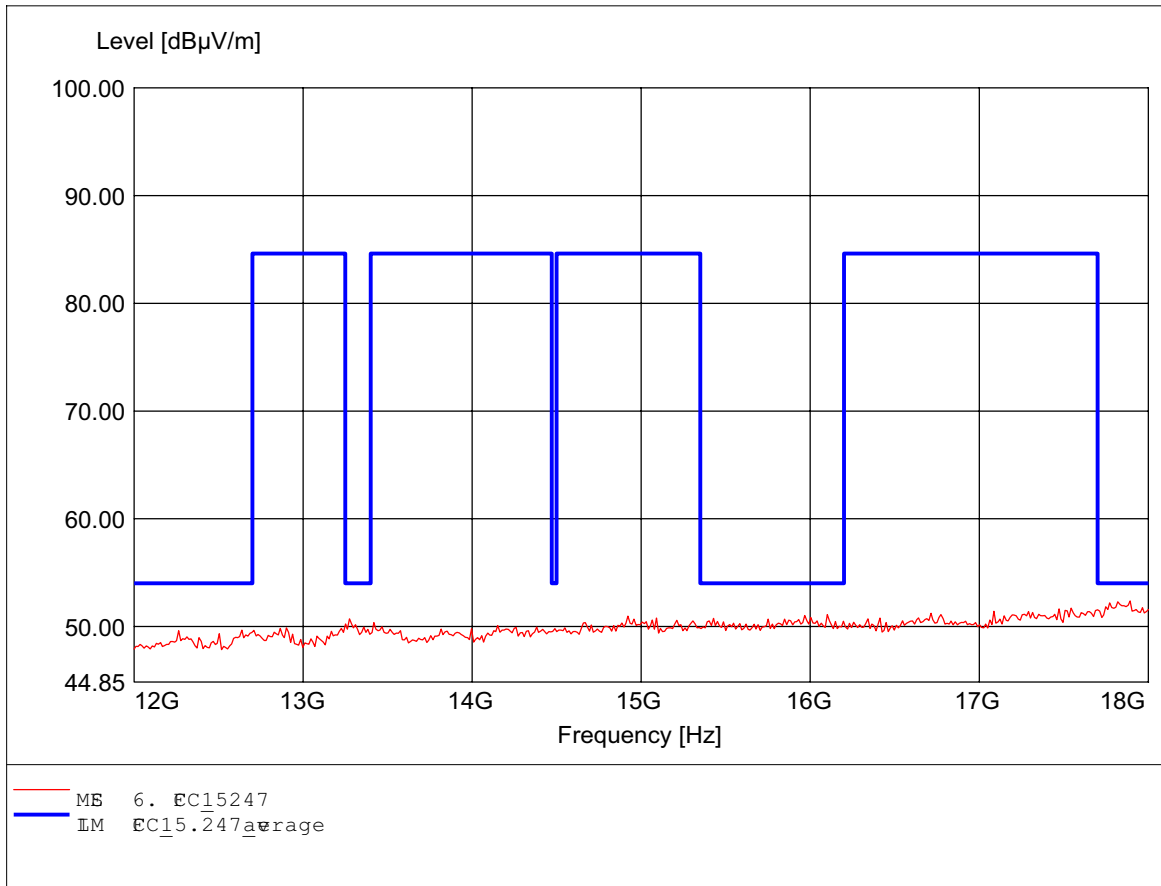
E: WIRES MINI EI
MODENO.: WM61RL 802.11g 1 channel ant.B
Appræl Høder: RO-NES TEHNOLOGICORORATION
Test Site / Operatør: ES / Dennis
Temperatne/Vøltage: Temp.: 24.4C/ Um.: 120 VAC (per n pc)
Test Spesfætth: aodng to 5.247, peak detetø
Comment 1: Dst.: 3m, Ant.: HD25, ampl. HP
Feq 17.796GHz, Max 52.31dBµV/m, RBW: 1MHz



Spurious emissions Field Strength

FCC RULES PART 15, SUBPART C

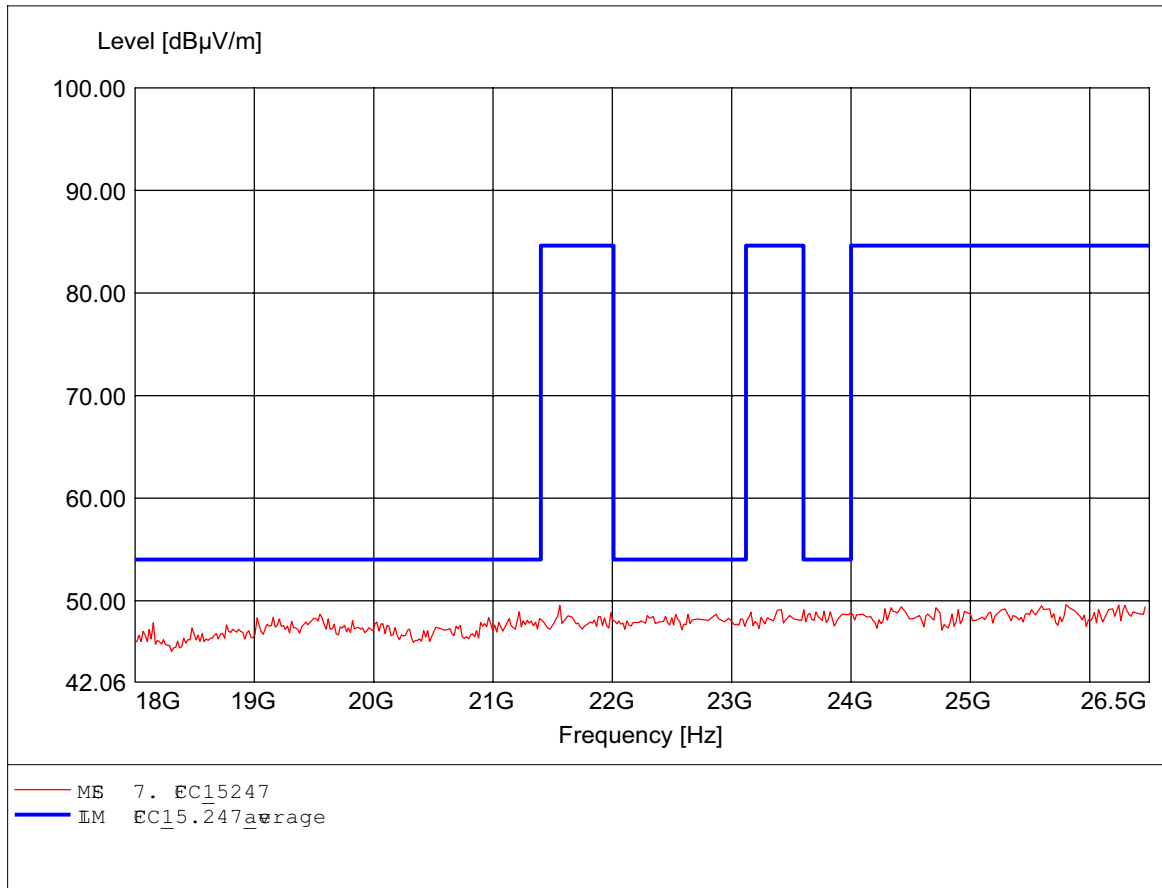
#: WIRES MINI EI
MODENO.: WM61RL 802.11g 1 channel ant.B
Appræl Høder: RO-NES TEHNOLOGICORORATION
Test Site / Operatør: ES / Dennis
Temperatne/Vøltage: Temp.: 24.4C/ Um.: 120 VAC (per n pc)
Test Spesfætth: aadding to 5.247, peak detect
Comment 1: Dst.: 3m, Ant.: HD25, ampl. HP
Fecq 17.892GHz, Max 52.38dBµ/m, RBW: 1MHz



Spurious emissions Field Strength

FCC RULES PART 15, SUBPART C

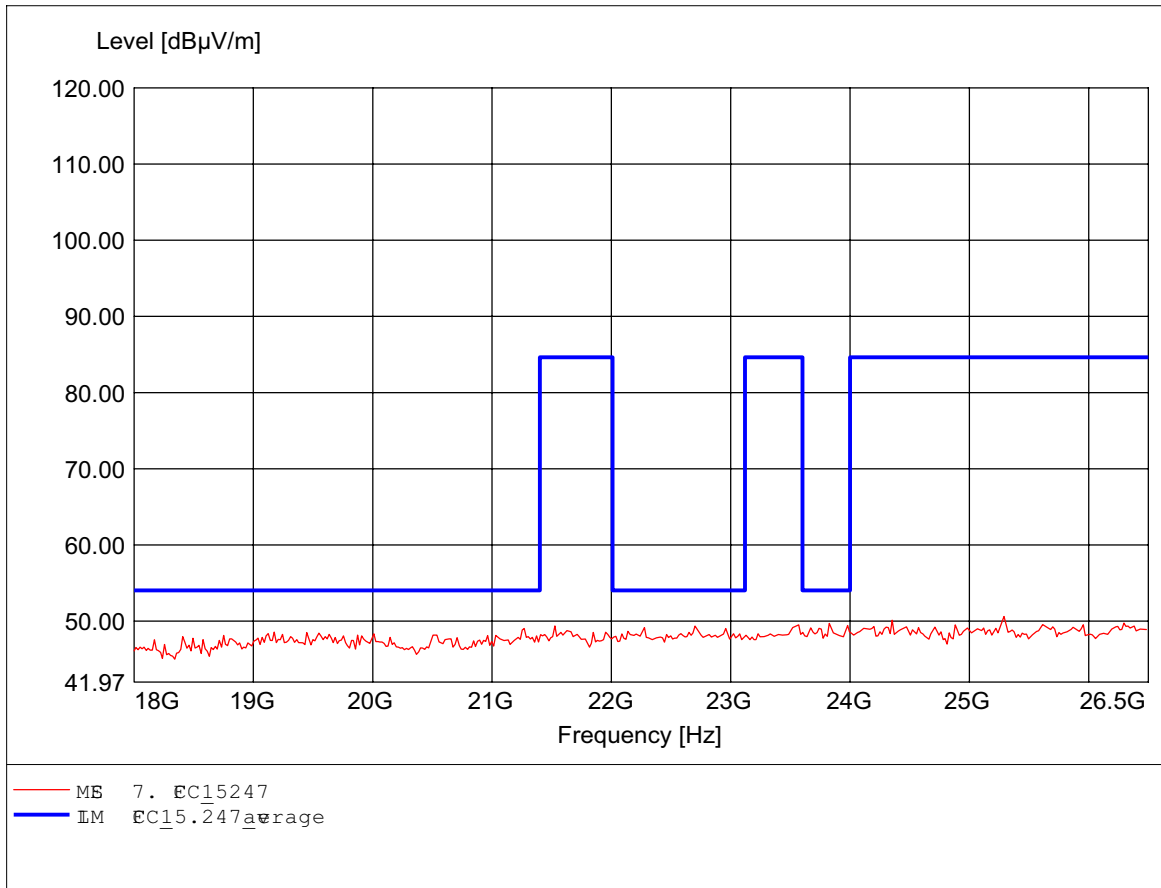
#: WIRELESS MINI PCI
MODENO.: WM61RL 802.11g 1 channel ant.B
Approval Holder: RO-NES TECHNOLOGY CORPORATION
Test Site / Operator: ES / Dennis
Temperature/Voltage: Temp.: 24.4°C / Hum.: 120 VAC (per spec)
Test Specification: according to 15.247, peak detection
Comment 1: Dist.: 3m, Ant.: HD25, amplf.
Freq 25.802GHz, Max 49.63dBμV/m, RBW: 1MHz



Spurious emissions Field Strength

FCC RULES PART 15, SUBPART C

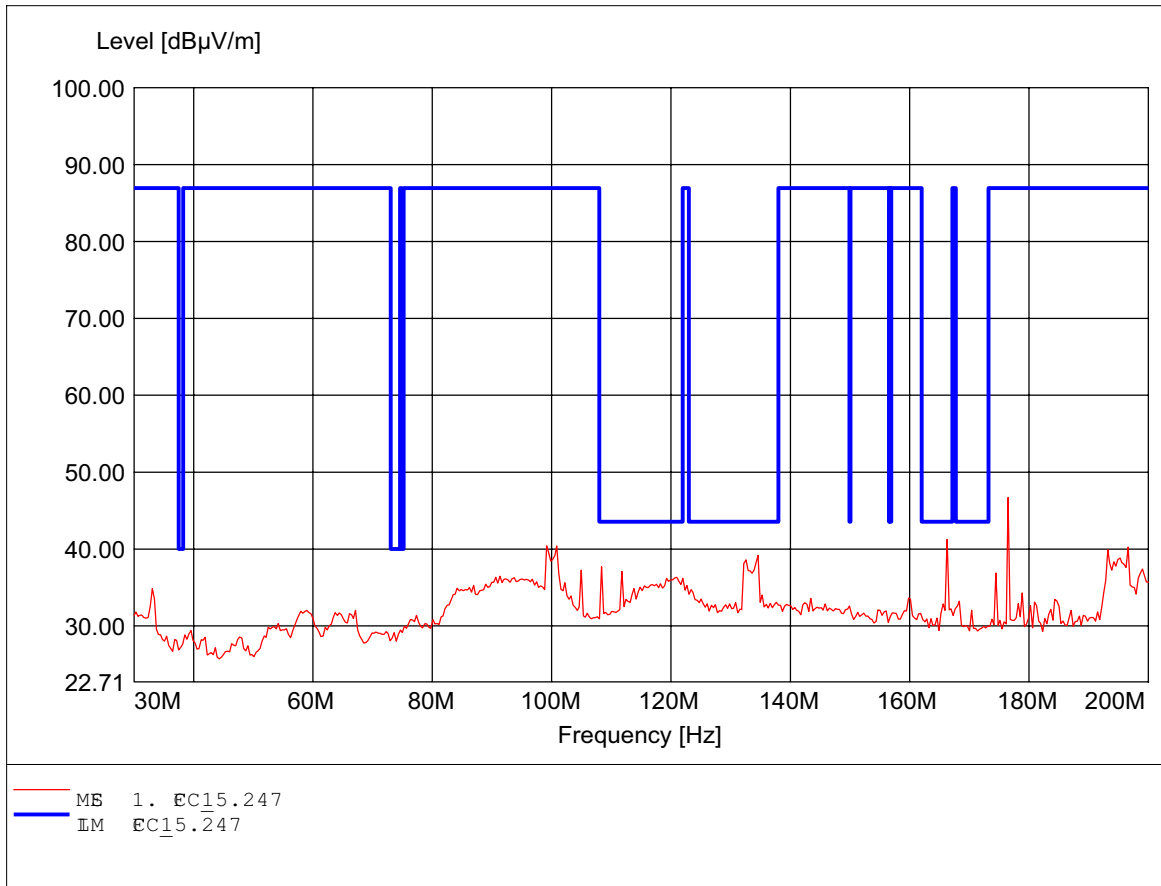
#: WIRES MINI EI
MODENO.: WM61RL 802.11g 1channel ant.B
Appral Hbder: RO-NES TEHNOGYCORØRATION
Test Site / Operatø: ES / Dennis
Temperatne/Vøtage: Temp.: 24.4C/ Hum.: 120 VAC (per n pc)
Test Spefikatn: aodng to 5.247, peak detctø
Comment 1: Dst.: 3m, Ant.: H025, amplf.
Feq 25.291GHz, Max 50.61dBµ/m, RBW: 1MHz



Spurious emissions Field Strength

FCC RULES PART 15, SUBPART C

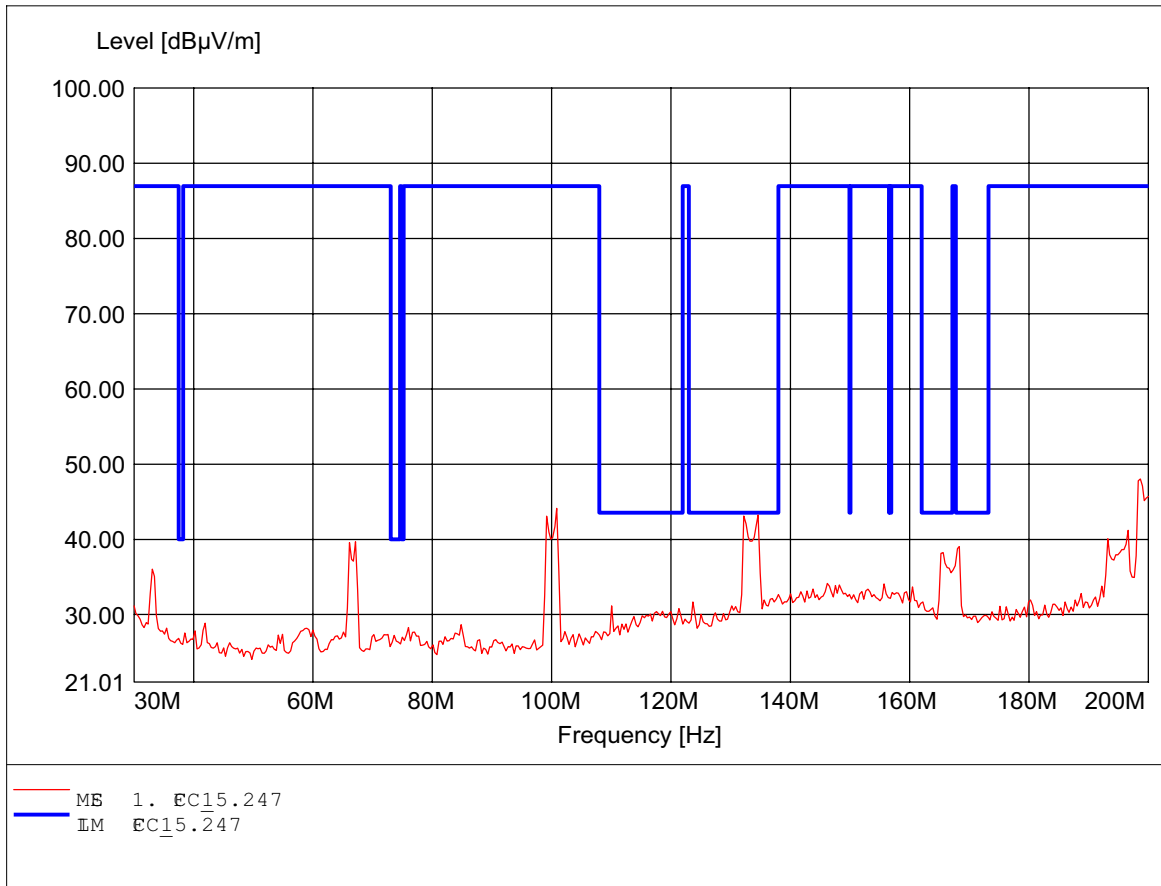
#: WIRES MINI EI
MODENO.: WM61RL 802.11g middle channel ant.B
Appræl Høder: RO-NES TEHNOLOGICORORATION
Test Site / Operatør: ES / Dennis
Temperatur/Vøltage: Temp.: 24.4C/ Um.: 120 VAC (per n pc)
Test Spøfætø: aøding to EC15.247
Comment 1: Dst.: 3m, Ant.: HK116
Føq 176.493MHz, Max 46.69dBµ/m, RBW: 100kHz



Spurious emissions Field Strength

FCC RULES PART 15, SUBPART C

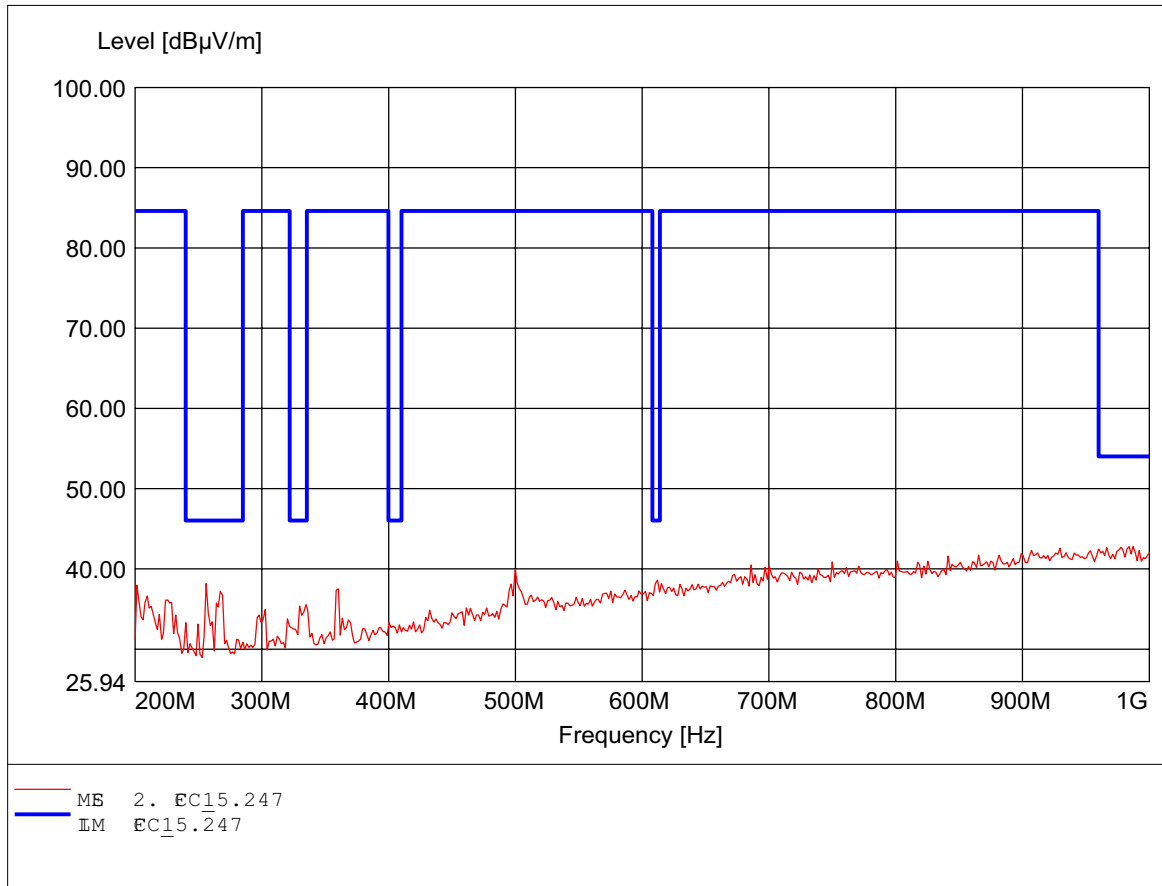
#: WIRES MINI EI
MODENO.: WM61RL 802.11g middle channel ant.B
Appræl Høder: RO-NES TEHNOLOGICORORATION
Test Site / Operatør: ES / Dennis
Temperatne/Vøltage: Temp.: 24.4C/ Um.: 120 VAC (per n pc)
Test Spesfætå: aodng to\$5.247
Comment 1: Dst.: 3m,Ant.: HK116
Feq 198.637MHz,Max 48.01dBµ/m, RBW: 100kHz



Spurious emissions Field Strength

FCC RULES PART 15, SUBPART C

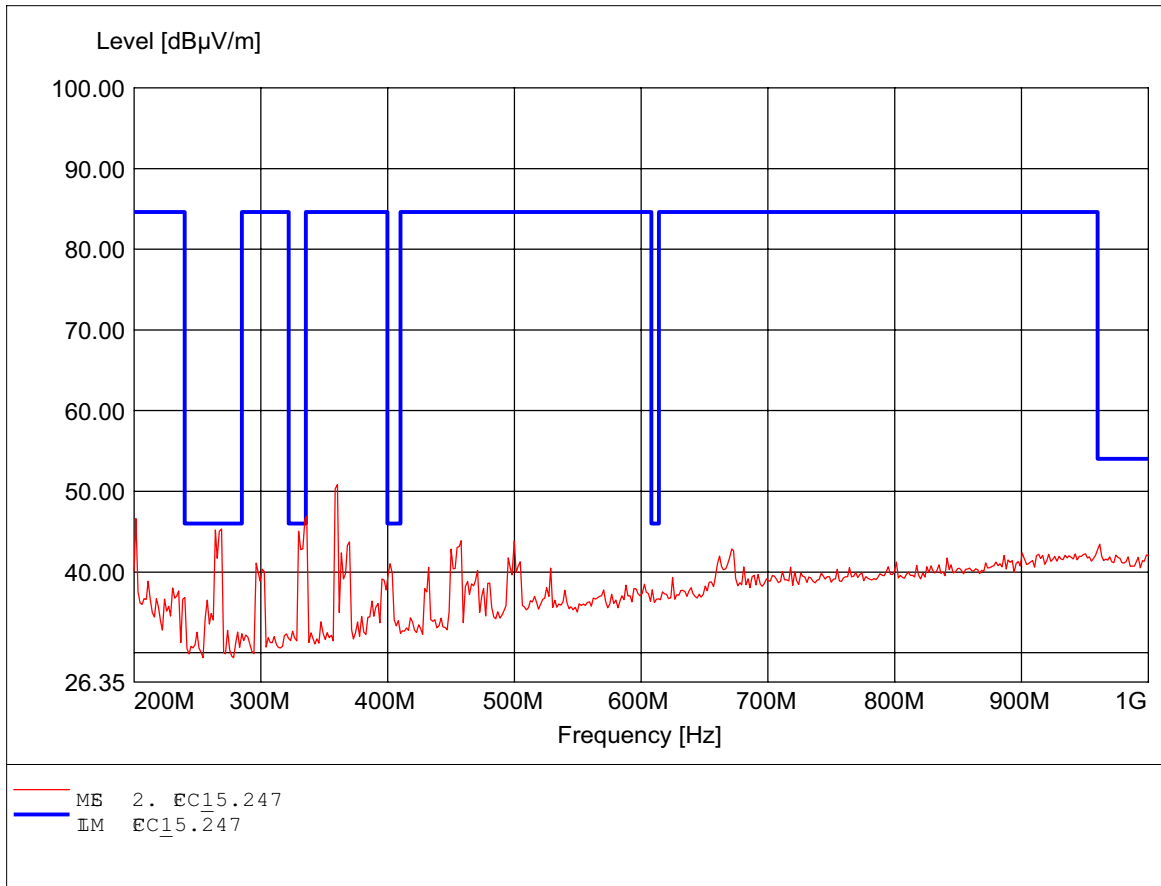
#: WIRES MINI EI
MODENO.: WM61RL 802.11g middle channel ant.B
Appræl Høder: RO-NES TEHNOLOGICORORATION
Test Site / Operatør: ES / Dennis
Temperatne/Vøltage: Temp.: 24.4C/ Um.: 120 VAC (per n pc)
Test Spesfætø: aodng to\$5.247
Comment 1: Dst.: 3m,Ant.: HL223,amplf.
Feq 983.968MHz,Max 42.78dBµ/m,RBW: 100kHz



Spurious emissions Field Strength

FCC RULES PART 15, SUBPART C

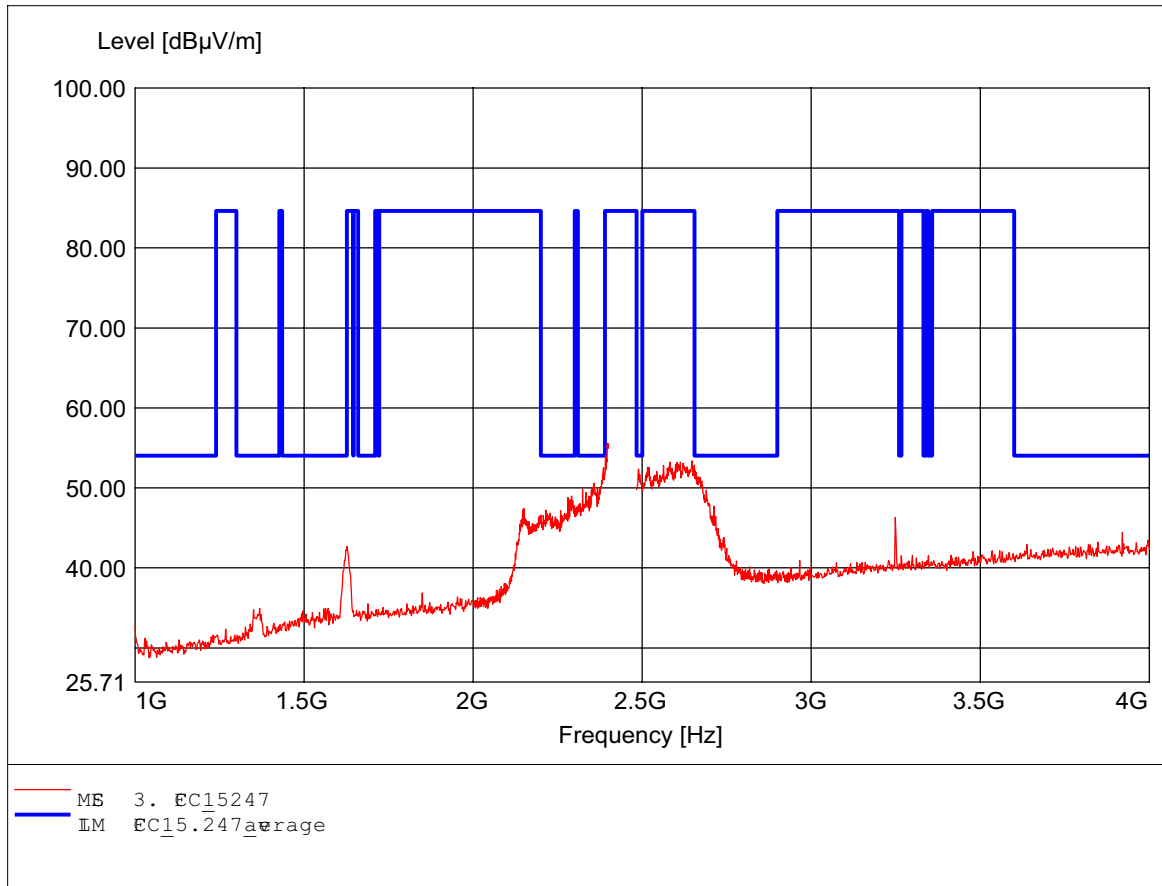
#: WIRES MINI EI
MODENO.: WM61RL 802.11g middle channel ant.B
Appræl Høder: RO-NES TEHNOLOGICORORATION
Test Site / Operatør: ES / Dennis
Temperatne/Vøtage: Temp.: 24.4C/ Um.: 120 VAC (per n pc)
Test Spefætø: aodng to 5.247
Comment 1: Dst.: 3m, Ant.: HL223, amplf.
Feq 360.321MHz, Max 50.82dBµ/m, RBW: 100kHz



Spurious emissions Field Strength

FCC RULES PART 15, SUBPART C

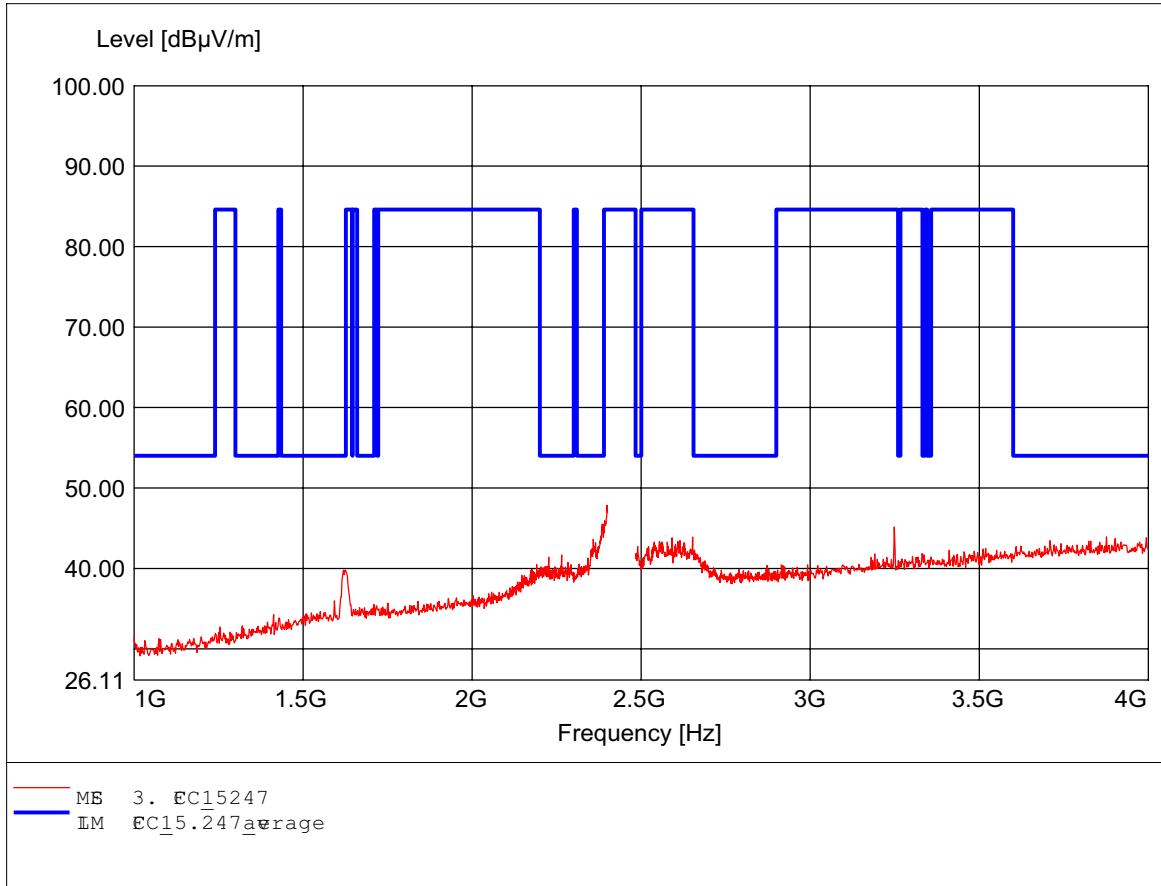
E: WIRES MINI EI
MODENO.: WM61RL 802.11g middle channel ant.B
Appræl Høder: RO-NES TEHNOLOGICORORATION
Test Site / Operatør: ES / Dennis
Temperatne/Vøltage: Temp.: 24.4C/ Vm.: 120 VAC (per n pc)
Test Spøfatn: aodng to 5.247, peak detetø
Comment 1: Dst.: 3m, Ant.: HD25, amplf.
Føq 2.398GHz, max 55.58dBV/m, RBW: 1MHz



Spurious emissions Field Strength

FCC RULES PART 15, SUBPART C

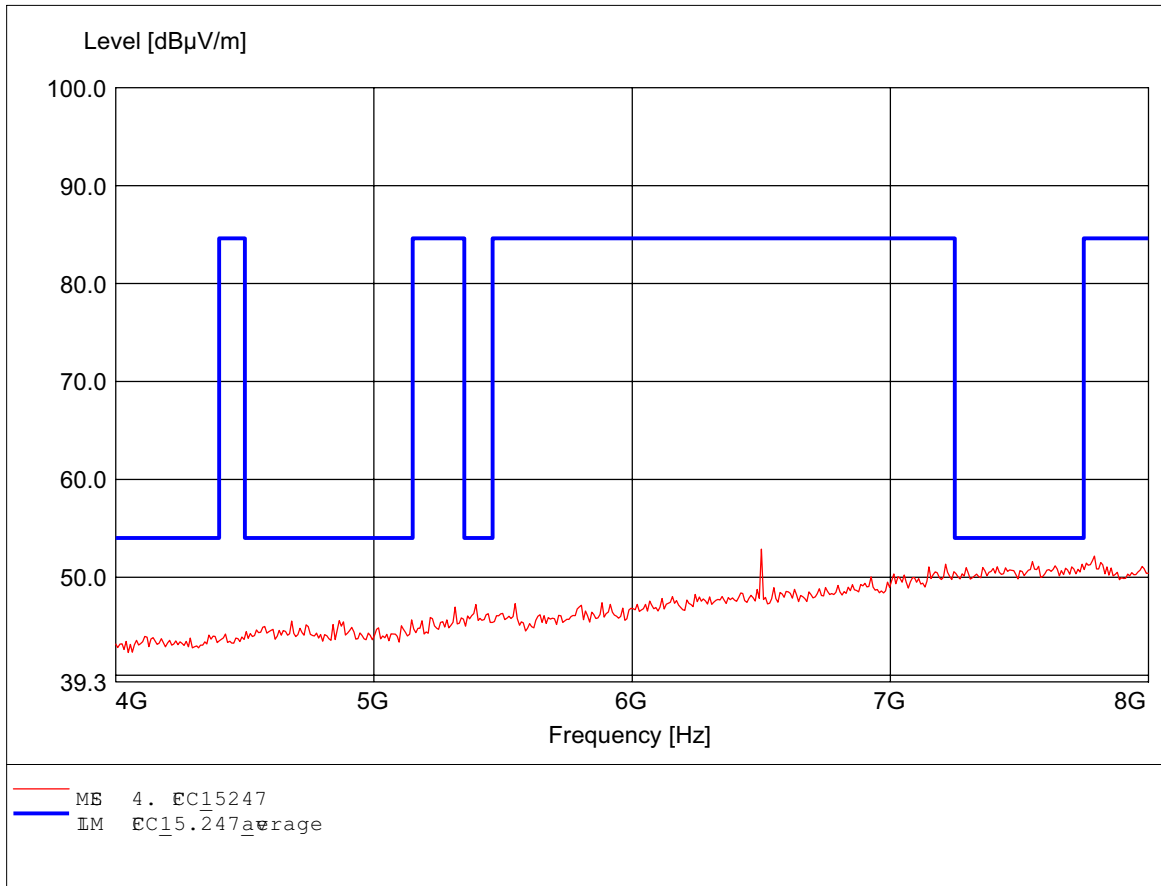
E: WIRES MINI EI
MODENO.: WM61RL 802.11g middle channel ant.B
Appræl Høder: RO-NES TEHNOLOGICORORATION
Test Site / Operatør: ES / Dennis
Temperatne/Vøltage: Temp.: 24.4C/ Um.: 120 VAC (per n pc)
Test Spøfatn: aodng to 5.247, peak detetø
Comment 1: Dst.: 3m, Ant.: HD25, amplf.
Føq 2.399GHz, max 47.86dBµV/m, RBW: 1MHz



Spurious emissions Field Strength

FCC RULES PART 15, SUBPART C

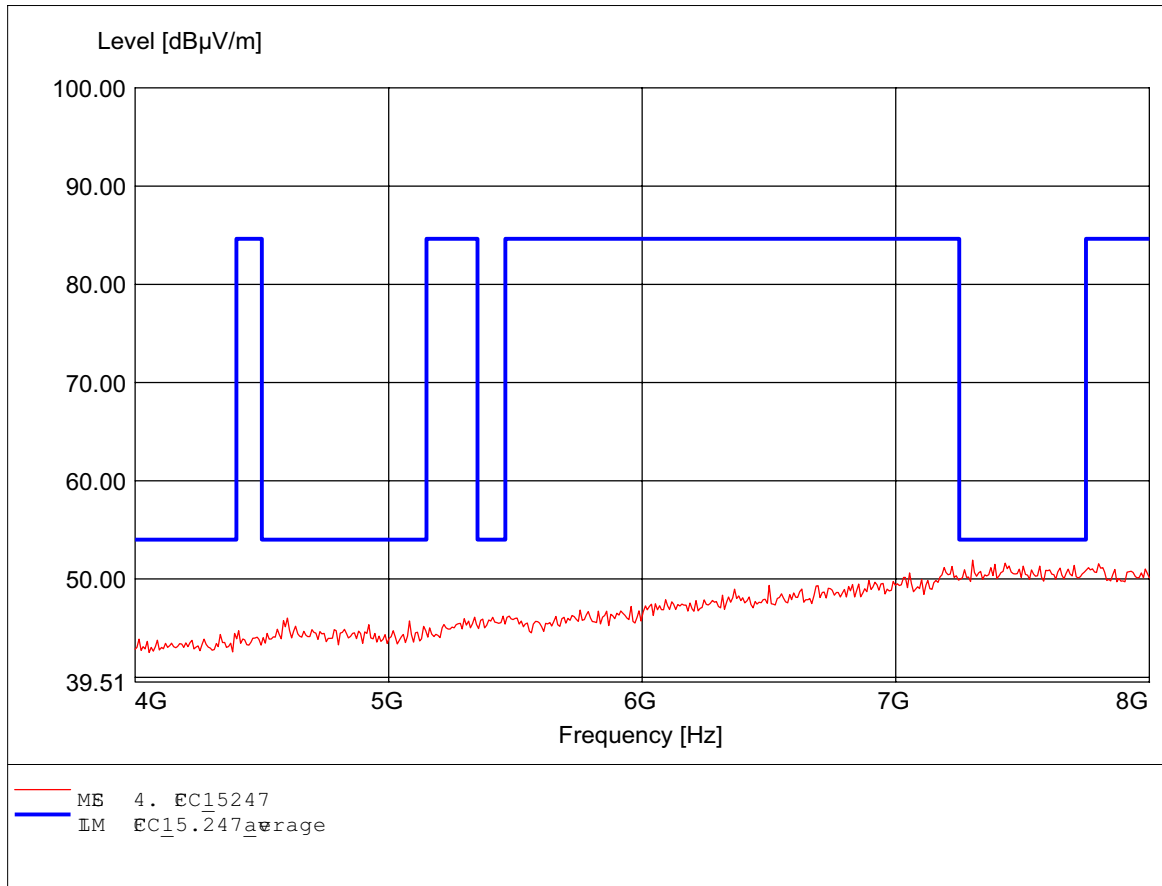
#: WIRES MINI EI
MODENO.: WM61RL 802.11g middle channel ant.B
Appræl Høder: RO-NES TEHNOLOGICORØRATION
Test Site / Operatør: ES / Dennis
Temperatne/Vøltage: Temp.: 24.4C/ Vm.: 120 VAC (per n pc)
Test Spøfatn: aøding to 5.247, peak deteø
Comment 1: Dst.: 3m, Ant.: HD25, ampl. MF
Føq 6.501GHz, max 52.88dBm/m, RBW: 1MHz



Spurious emissions Field Strength

FCC RULES PART 15, SUBPART C

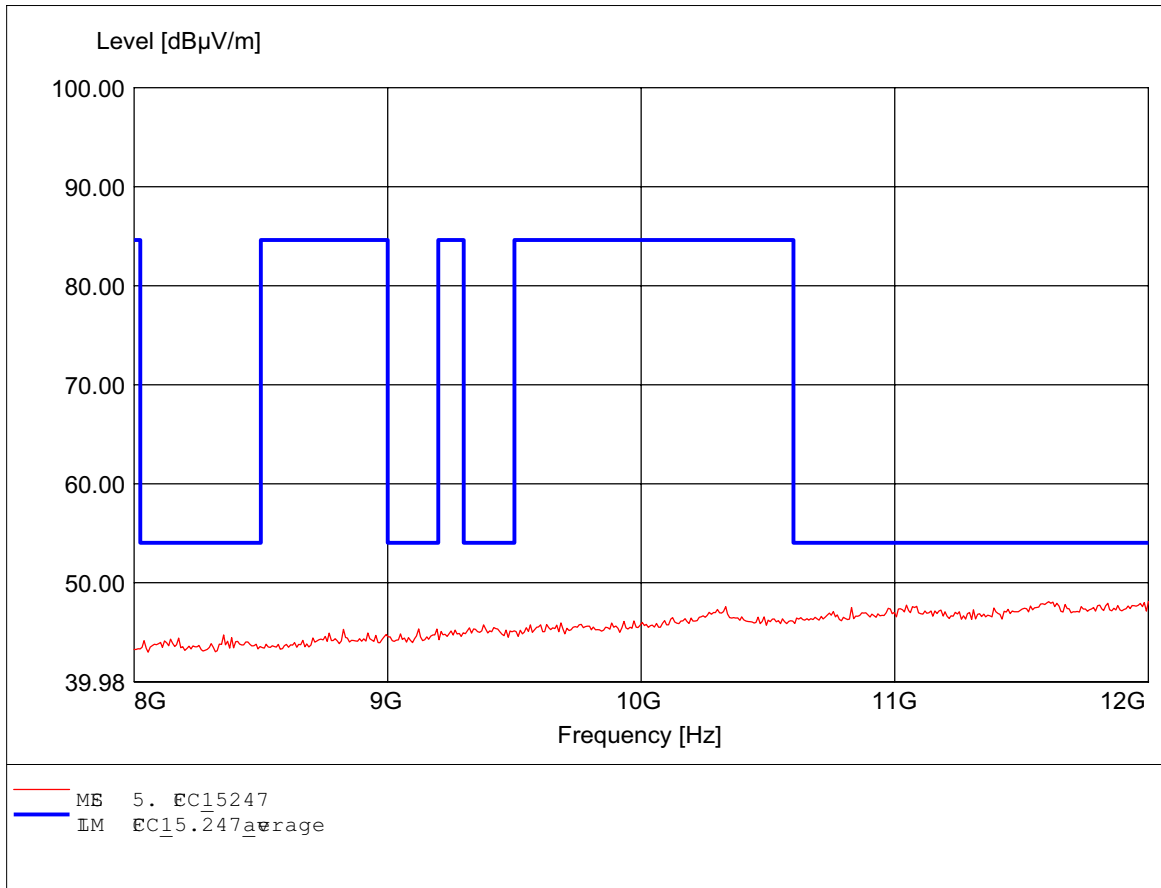
#: WIRES MINI EI
MODENO.: WM61RL 802.11g middle channel ant.B
Appræl Høder: RO-NES TEHNOLOGICORØRATION
Test Site / Operatør: ES / Dennis
Temperatur/Vøltage: Temp.: 24.4C/ Vm.: 120 VAC (per n pc)
Test Spøfatn: aodng to 5.247, peak detetø
Comment 1: Dst.: 3m, Ant.: HD25, ampl. #P
Føq 7.303GHz, max 51.91dBµV/m, RBW: 1MHz



Spurious emissions Field Strength

FCC RULES PART 15, SUBPART C

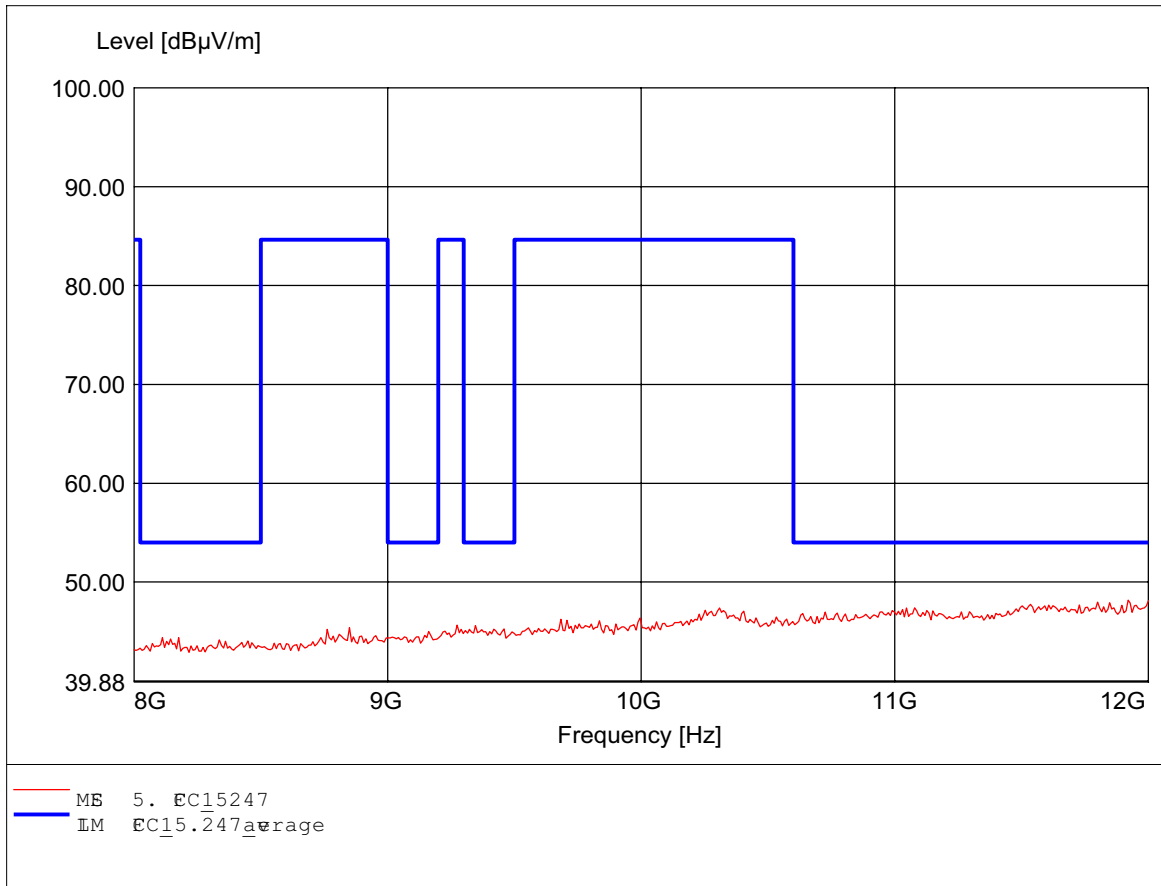
#: WIRES MINI EI
MODENO.: WM61RL 802.11g middle channel ant.B
Appræl Hæder: RO-NES TEHNOLOGICORORATION
Test Site / Operatør: ES / Dennis
Temperatne/Væltage: Temp.: 24.4C/ Um.: 120 VAC (per n pc)
Test Spæfætt: aædng to 5.247, peak detætt
Comment 1: Dæt.: 3m, Ant.: HD25, ampl. MF
Fæq 12.000GHz, max 48.11dBµ/m, RBW: 1MHz



Spurious emissions Field Strength

FCC RULES PART 15, SUBPART C

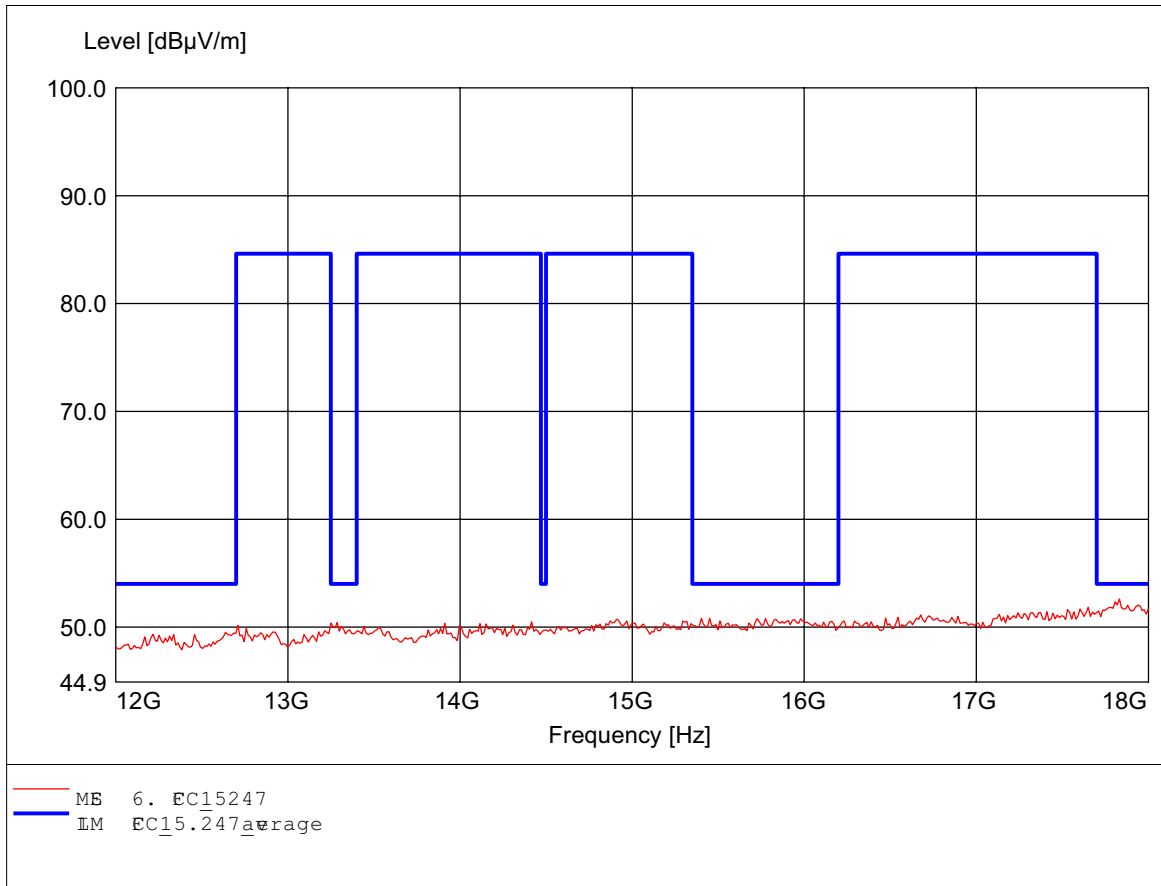
#: WIRES MINI EI
MODENO.: WM61RL 802.11g middle channel ant.B
Appræl Høder: RO-NES TEHNOLOGICORORATION
Test Site / Operatør: ES / Dennis
Temperatur/Vøltage: Temp.: 24.4C/ Vm.: 120 VAC (per n pc)
Test Spøfætt: aadding to 5.247, peak detect
Comment 1: Dst.: 3m, Ant.: HD25, ampl. HP
Fecq 11.920GHz, max 48.16dBµV/m, RBW: 1MHz



Spurious emissions Field Strength

FCC RULES PART 15, SUBPART C

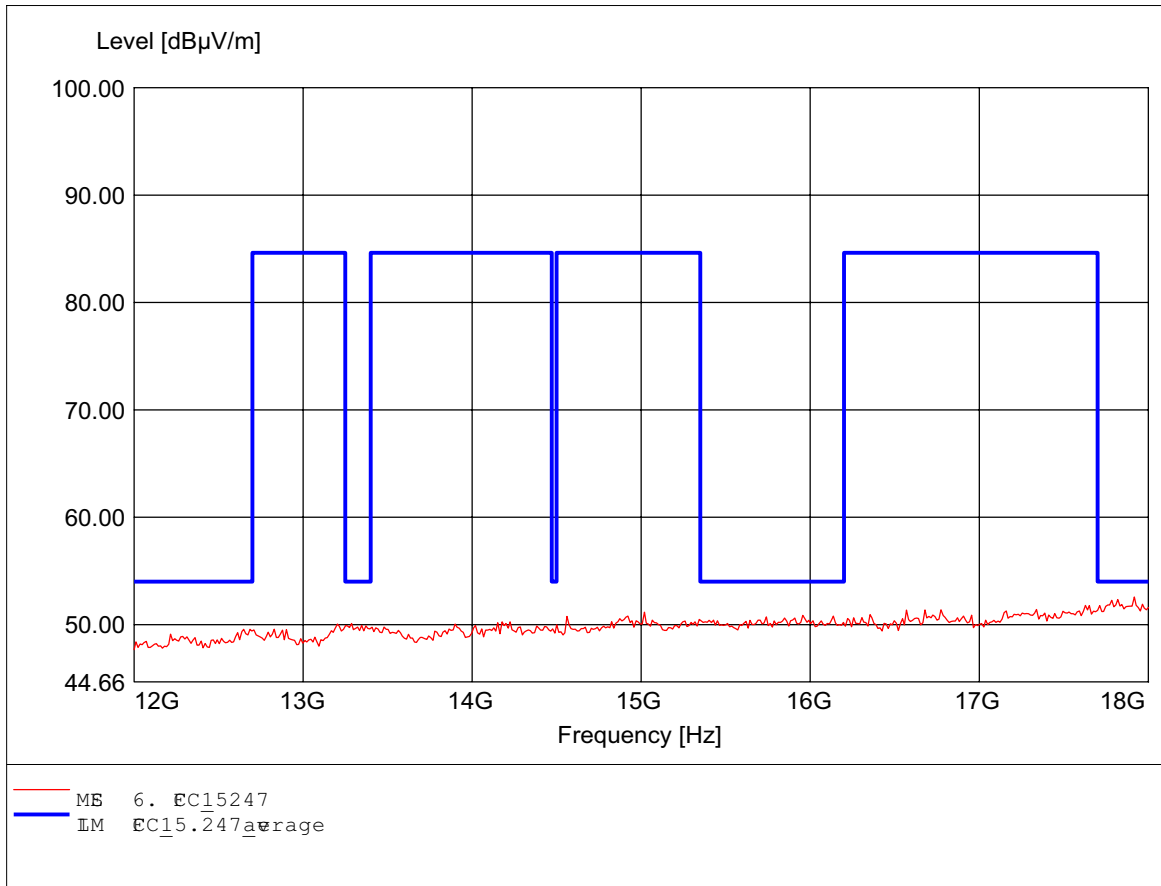
#: WIRES MINI EI
MODENO.: WM61RL 802.11g middle channel ant.B
Appræl Høder: RO-NES TEHNOLOGICORORATION
Test Site / Operatør: ES / Dennis
Temperatne/Vøltage: Temp.: 24.4C/ Um.: 120 VAC (per n pc)
Test Spøfatn: aodng to 5.247, peak detetø
Comment 1: Dst.: 3m, Ant.: HD25, ampl. MF
Føq 17.832GHz, max 52.61dBµ/m, RBW: 1MHz



Spurious emissions Field Strength

FCC RULES PART 15, SUBPART C

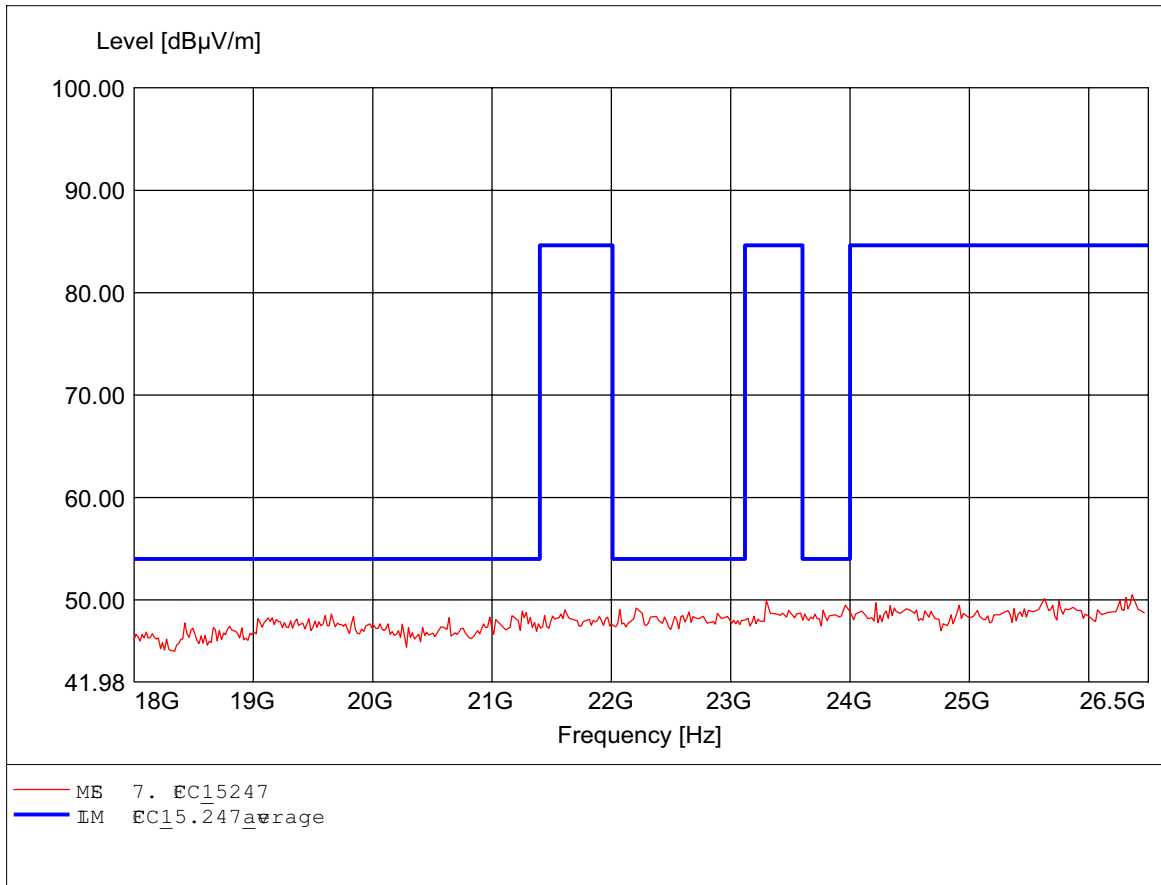
#: WIRES MINI EI
MODENO.: WM61RL 802.11g middle channel ant.B
Appræl Høder: RO-NES TEHNOLOGICORØRATION
Test Site / Operatør: ES / Dennis
Temperatne/Vøltage: Temp.: 24.4C/ Um.: 120 VAC (per n pc)
Test Spøfatn: aøding to 5.247, peak deteø
Comment 1: Dst.: 3m, Ant.: HD25, ampl. HP
Føq 17.916GHz, Max 52.58dBµ/m, RBW: 1MHz



Spurious emissions Field Strength

FCC RULES PART 15, SUBPART C

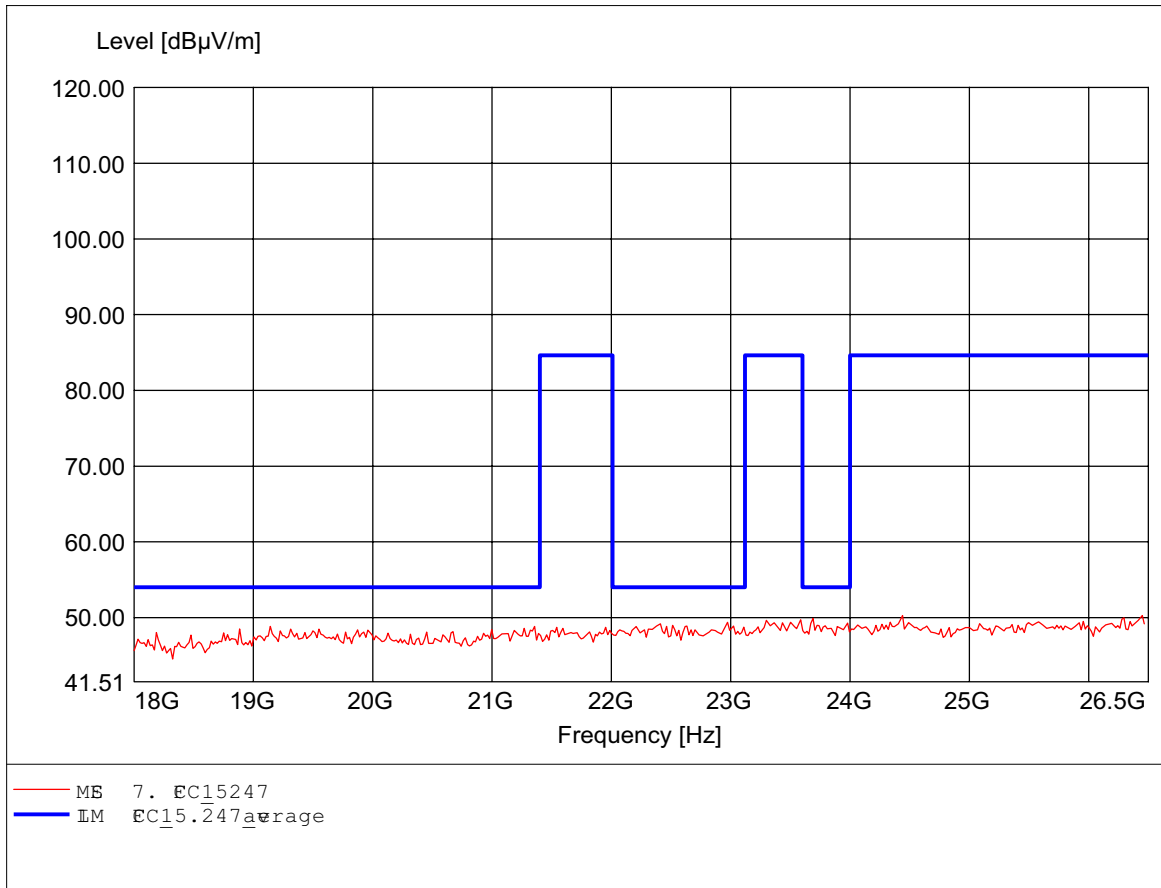
#: WIRES MINI EI
MODENO.: WM61RL 802.11g middle channel ant.B
Appral Hbder: RO-NES TEHNOGYCORORATION
Test Site / Operatø: ES / Dennis
Temperatne/Vtage: Temp.: 24.4C/ Hum.: 120 VAC (per n pc)
Test Spetått: aodng to 5.247, peak detectø
Comment 1: Dist.: 3m, Ant.: HD25, amplf.
Freq 26.364GHz, Max 50.51dBµ/m, RBW: 1MHz



Spurious emissions Field Strength

FCC RULES PART 15, SUBPART C

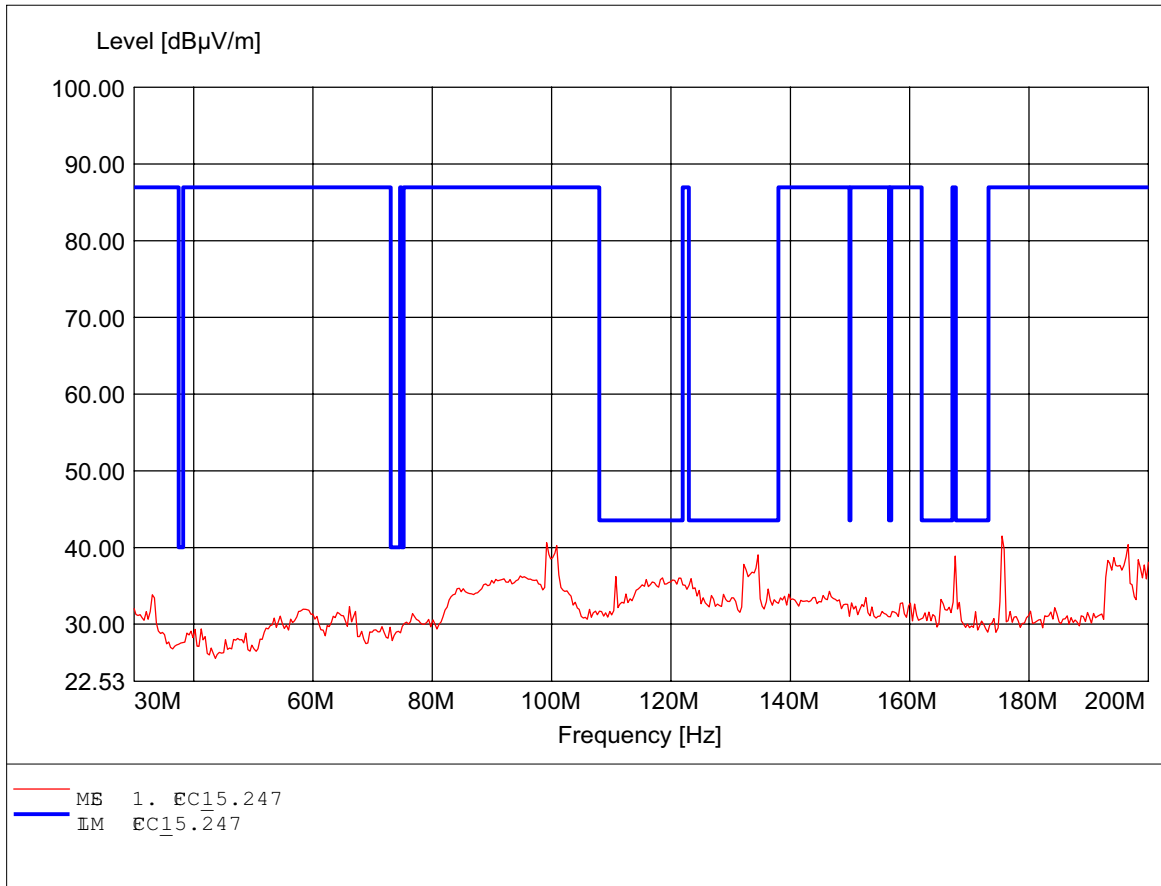
#: WIRES MINI EI
MODENO.: WM61RL 802.11g middle channel ant.B
Apparål Hånder: RO-NES TEHNOLOGICORPORATION
Test Site / Operatør: ES / Dennis
Temperatur/Våttage: Temp.: 24.4°C / Hum.: 120 VAC (per n pc)
Test Spesifikasjon: aodng to 5.247, peak detect
Comment 1: Dist.: 3m, Ant.: H025, amplf.
Freq 24.439GHz, Max 50.25dBµV/m, RBW: 1MHz



Spurious emissions Field Strength

FCC RULES PART 15, SUBPART C

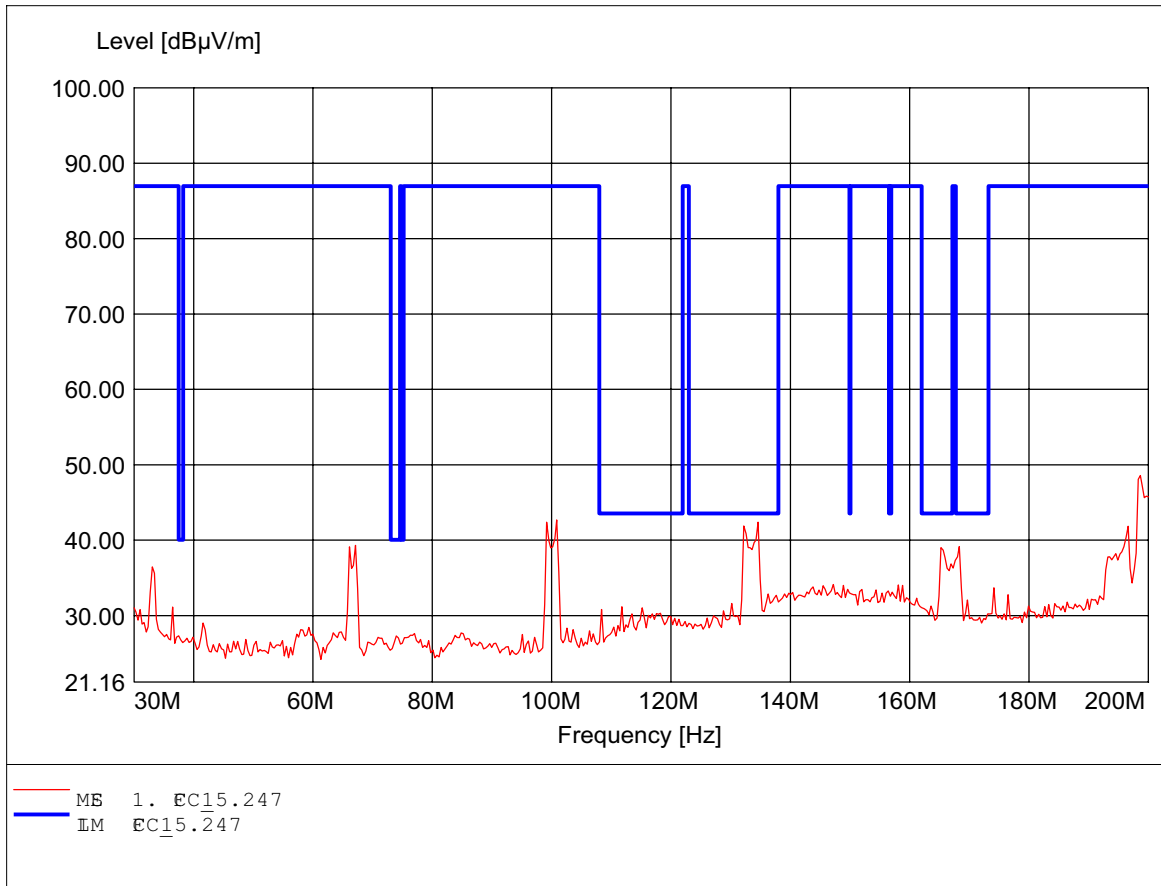
#: WIRES MINI EI
MODENO.: WM61RL 802.11g 40channel ant.B
Appræl Høder: RO-NES TEHNOLOGICORORATION
Test Site / Operatør: ES / Dennis
Temperatne/Vøltage: Temp.: 24.4C/ Um.: 120 VAC (per n pc)
Test Spøfatn: aodng to EC15.247
Comment 1: Dst.: 3m, Ant.: HK116
Føq 175.471MHz, Max 41.50dBµ/m, RBW: 100kHz



Spurious emissions Field Strength

FCC RULES PART 15, SUBPART C

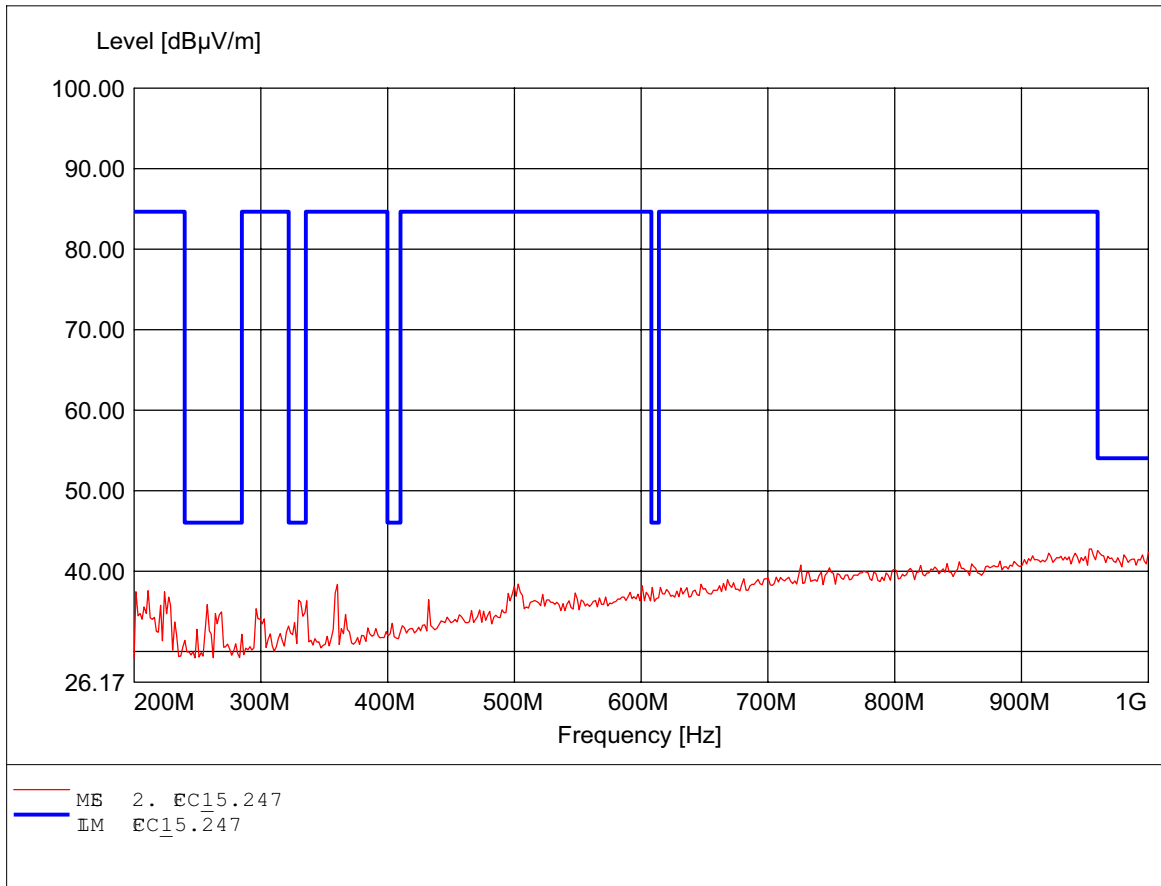
#: WIRES MINI EI
MODENO.: WM61RL 802.11g 5channel ant.B
Appræl Høder: RO-NES TEHNOLOGICORORATION
Test Site / Operatør: ES / Dennis
Temperatne/Vøltage: Temp.: 24.4C/ Um.: 120 VAC (per n pc)
Test Spesfætå: aodng to 5.247
Comment 1: Dst.: 3m, Ant.: HK116
Feq 198.637MHz, Max 48.57dBµ/m, RBW: 100kHz



Spurious emissions Field Strength

FCC RULES PART 15, SUBPART C

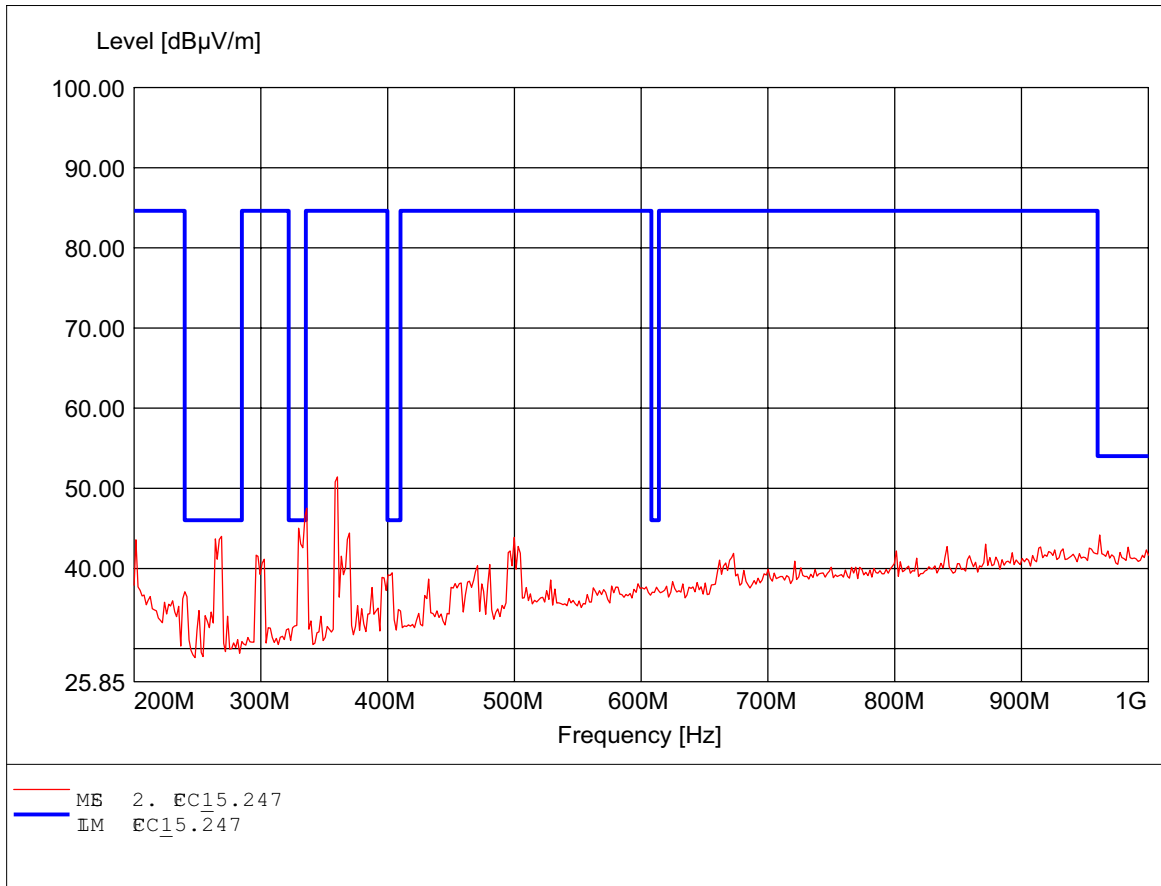
#: WIRES MINI EI
MODENO.: WM61RL 802.11g channel ant.B
Appræl Høder: RO-NES TEHNOLOGICORORATION
Test Site / Operatør: ES / Dennis
Temperatur/Voltage: Temp.: 24.4C/ Um.: 120 VAC (per n pc)
Test Spøfatn: adding to EC15.247
Comment 1: Dist.: 3m, Ant.: HL223, amplf.
Fec 953.507MHz, Max 42.74dBµ/m, RBW: 100kHz



Spurious emissions Field Strength

FCC RULES PART 15, SUBPART C

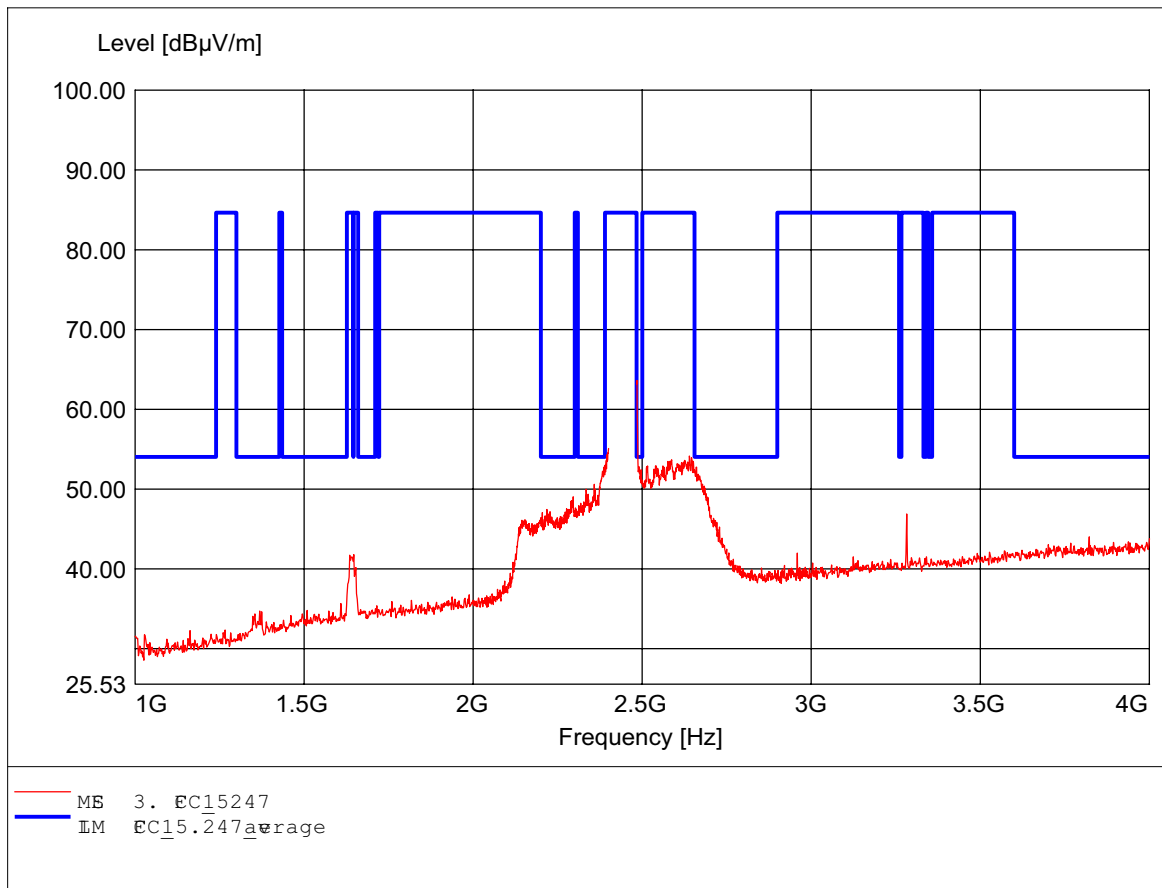
#: WIRES MINI EI
MODENO.: WM61RL 802.11g channel ant.B
Appræl Høder: RO-NES TEHNOLOGICORORATION
Test Site / Operatør: ES / Dennis
Temperatne/Vøltage: Temp.: 24.4C/ Um.: 120 VAC (per n pc)
Test Spesfætø: aodng to 5.247
Comment 1: Dst.: 3m, Ant.: HL223, amplf.
Feq 360.321MHz, Max 51.43dBµ/m, RBW: 100kHz



Spurious emissions Field Strength

FCC RULES PART 15, SUBPART C

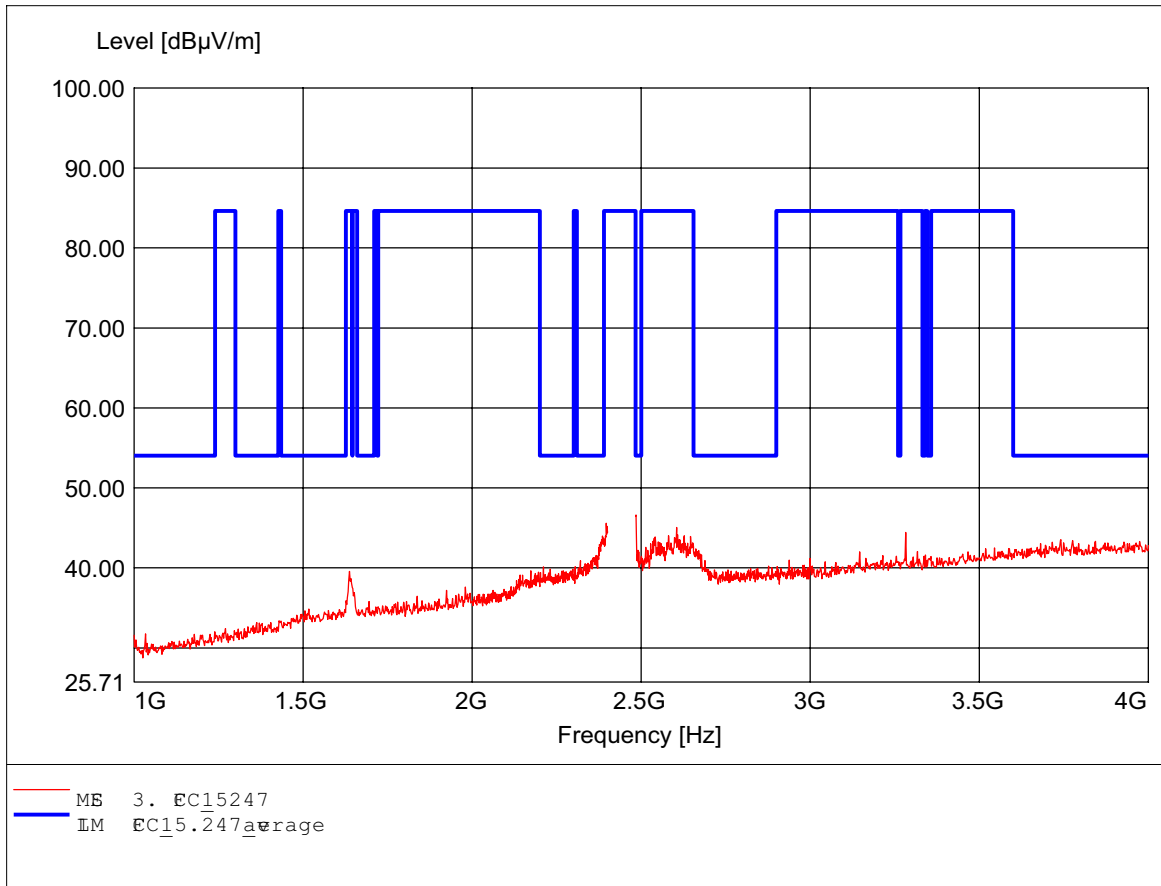
E: WIRES MINI EI
MODENO.: WM61RL 802.11g channel ant.B
Appræl Höder: RO-NES TEHNOLOGICORORATION
Test Site / Operatør: ES / Dennis
Temperatne/Vøltage: Temp.: 24.4C/ Vm.: 120 VAC (per n pc)
Test Spesfatn: aodng to 5.247, peak detetø
Comment 1: Dst.: 3m, Ant.: HD25, amplf.
Feq 2.485GHz, max 63.61dBµV/m, RBW: 1MHz



Spurious emissions Field Strength

FCC RULES PART 15, SUBPART C

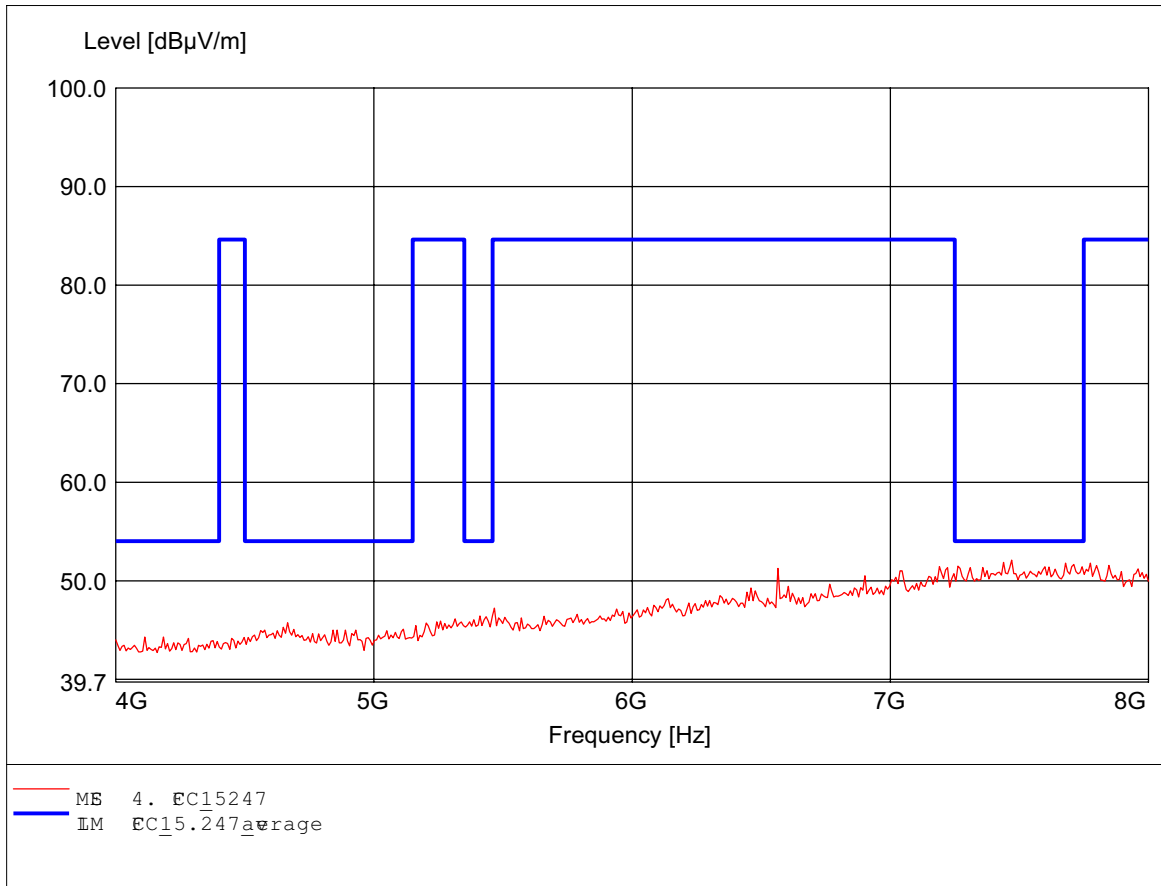
E: WIRES MINI EI
MODENO.: WM61RL 802.11g channel ant.B
Appræl Høder: RO-NES TEHNOLOGICORORATION
Test Site / Operatør: ES / Dennis
Temperatne/Vøltage: Temp.: 24.4C/ Um.: 120 VAC (per n pc)
Test Spøfatn: aodng to 5.247, peak detetø
Comment 1: Dst.: 3m, Ant.: HD25, amplf.
Føq 2.485GHz, max 46.60dBµ/m, RBW: 1MHz



Spurious emissions Field Strength

FCC RULES PART 15, SUBPART C

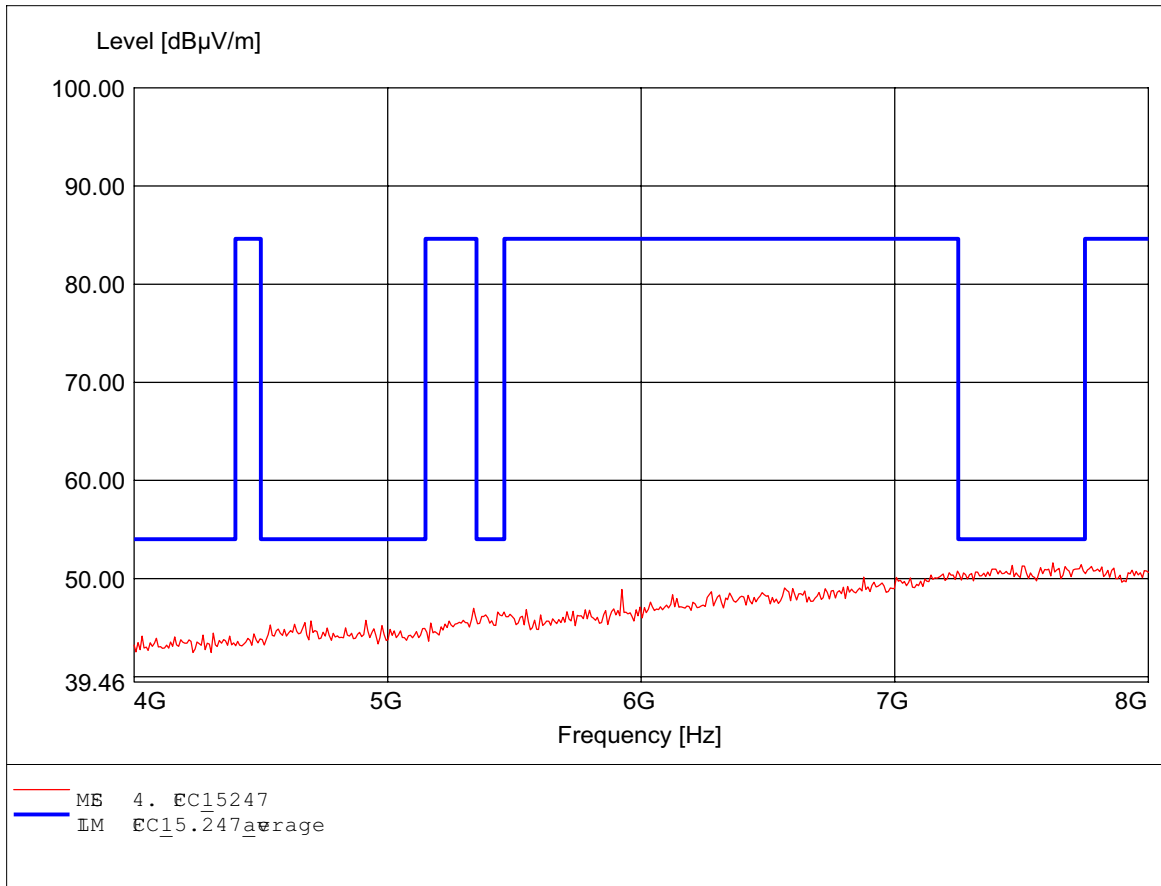
#: WIRES MINI EI
MODENO.: WM61RL 802.11g channel ant.B
Appræl Høder: RO-NES TEHNOLOGICORØRATION
Test Site / Operatør: ES / Dennis
Temperatne/Vøltage: Temp.: 24.4C/ Um.: 120 VAC (per n pc)
Test Spøfatn: aodng to 5.247, peak detetø
Comment 1: Dst.: 3m, Ant.: HD25, ampl. #P
Føq 7.471GHz, max 52.10dBµ/m, RBW: 1MHz



Spurious emissions Field Strength

FCC RULES PART 15, SUBPART C

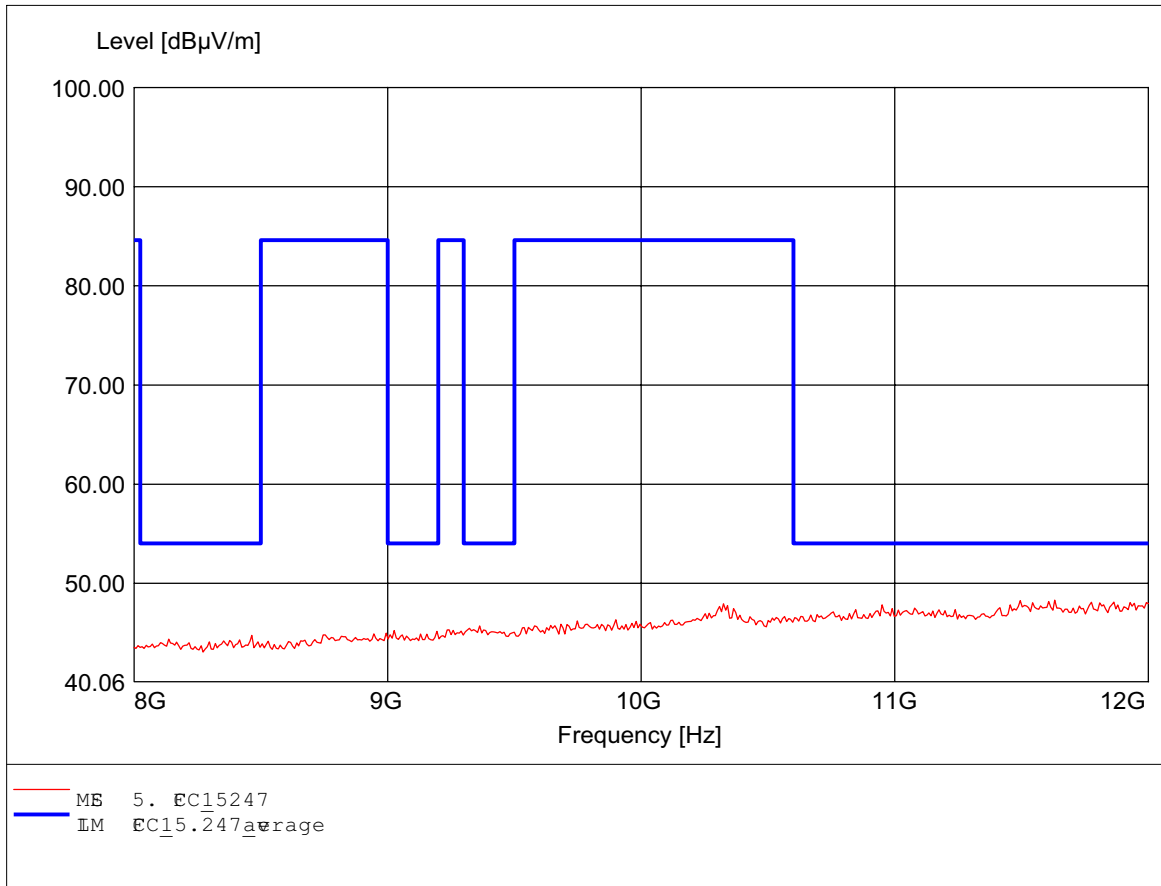
#: WIRES MINI EI
MODENO.: WM61RL 802.11g channel ant.B
Appræl Høder: RO-NES TEHNOLOGICORORATION
Test Site / Operatør: ES / Dennis
Temperatur/Voltage: Temp.: 24.4°C/ Um.: 120 VAC (per n pc)
Test Spøfatid: adding to EC15.247, peak detect
Comment 1: Dist.: 3m, Ant.: HD25, ampl. HP
Fec 7.623GHz, max 51.62dBµV/m, RBW: 1MHz



Spurious emissions Field Strength

FCC RULES PART 15, SUBPART C

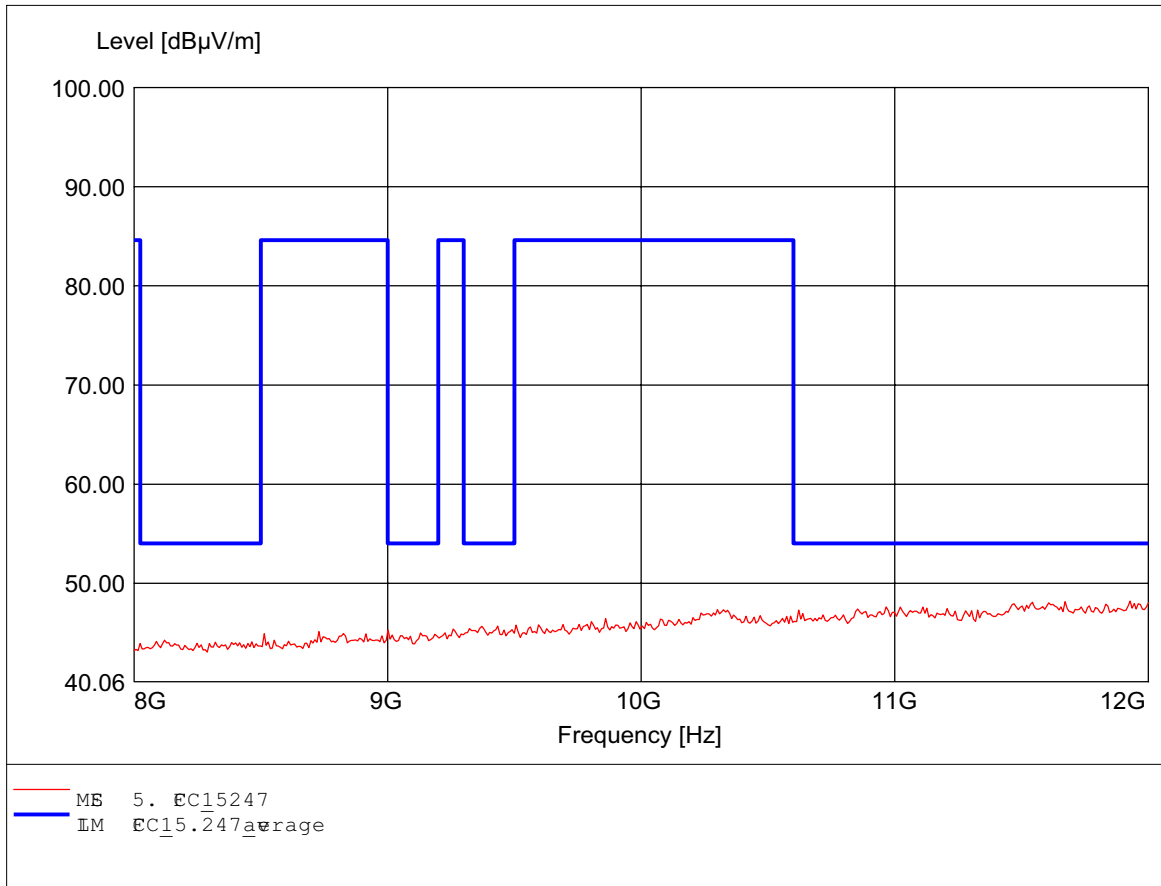
#: WIRES MINI EI
MODENO.: WM61RL 802.11g channel ant.B
Appræl Høder: RO-NES TEHNOLOGICORORATION
Test Site / Operatør: ES / Dennis
Temperatire/Vøltage: Temp.: 24.4C/ Um.: 120 VAC (per n pc)
Test Spøfatn: aodng to 5.247, peak detetø
Comment 1: Dst.: 3m, Ant.: HD25, ampl. HP
Fecq 11.631GHz, max 48.30dBµ/m, RBW: 1MHz



Spurious emissions Field Strength

FCC RULES PART 15, SUBPART C

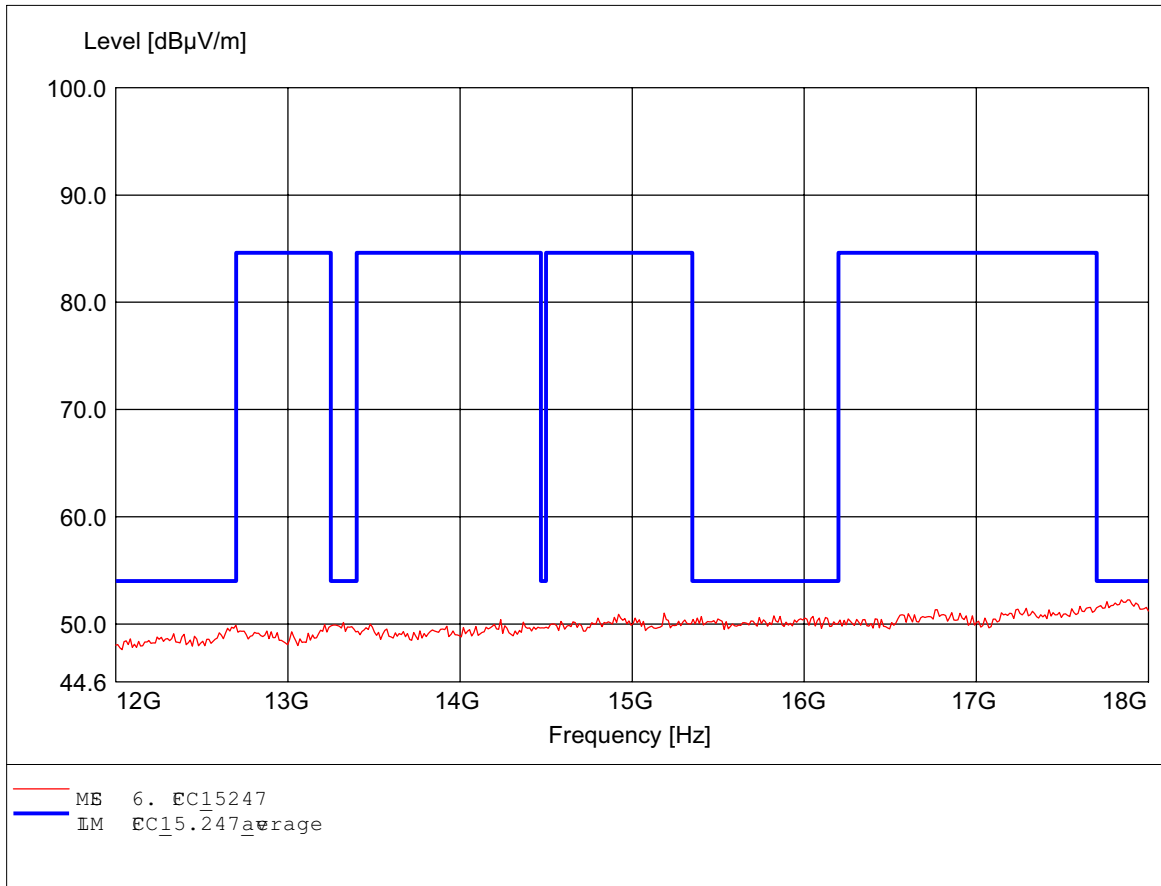
#: WIRES MINI EI
MODENO.: WM61RL 802.11g channel ant.B
Appræl Høder: RO-NES TEHNOLOGICORORATION
Test Site / Operatør: ES / Dennis
Temperatne/Vøltage: Temp.: 24.4C/ Um.: 120 VAC (per n pc)
Test Spesfætth: aodng to 5.247, peak detetø
Comment 1: Dst.: 3m, Ant.: HD25, ampl. HP
Fecq 11.928GHz, max 48.22dBµ/m, RBW: 1MHz



Spurious emissions Field Strength

FCC RULES PART 15, SUBPART C

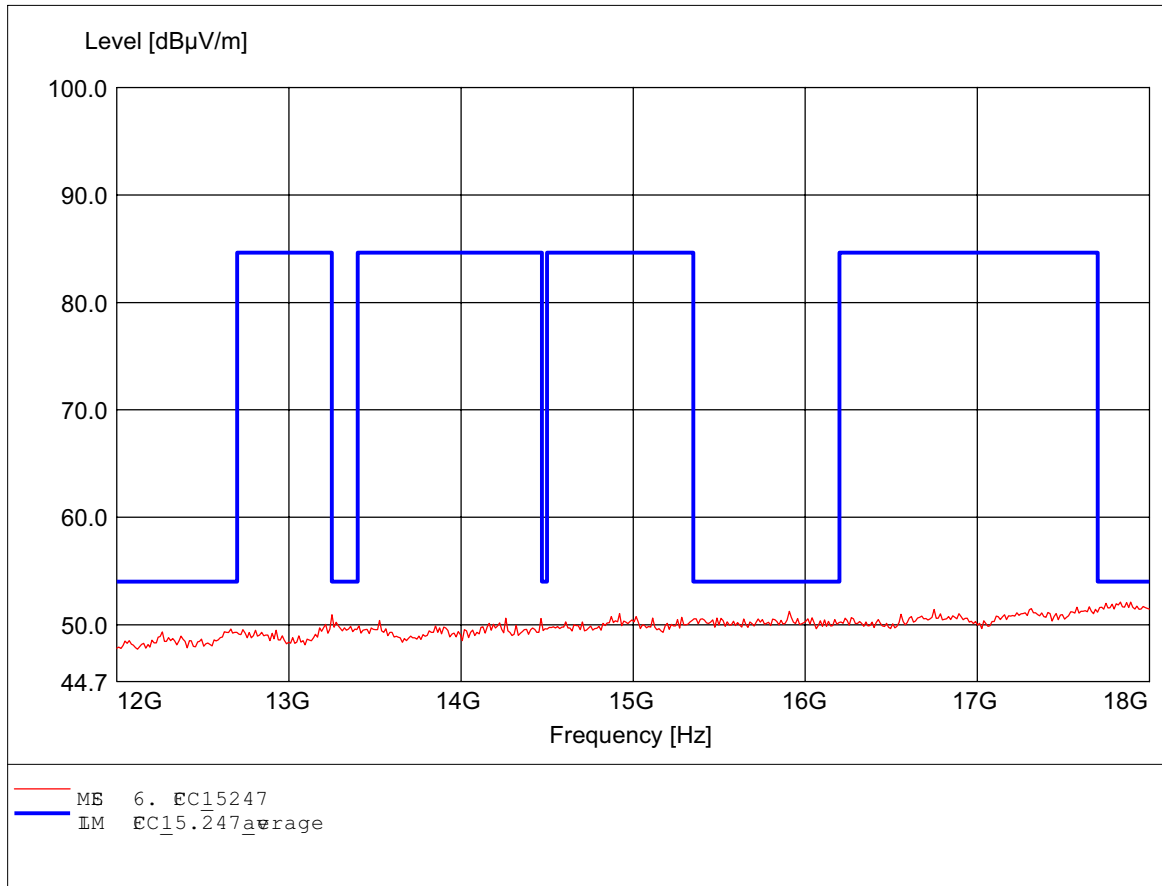
#: WIRELESS MINI PI
MODENO.: WM61RL 802.11g channel ant.B
Appræl Höðer: RO-NES TEHNOLOGYCORORATION
Test Site / Operatør: ES / Dennis
Temperatne/Vøttage: Temp.: 24.4°C/ Um.: 120 VAC (per n pc)
Test Spesfatn: aodng to 5.247, peak detetø
Comment 1: Dst.: 3m, Ant.: HD25, ampl. HP
Feq 17.844GHz, max 52.26dBµ/m, RBW: 1MHz



Spurious emissions Field Strength

FCC RULES PART 15, SUBPART C

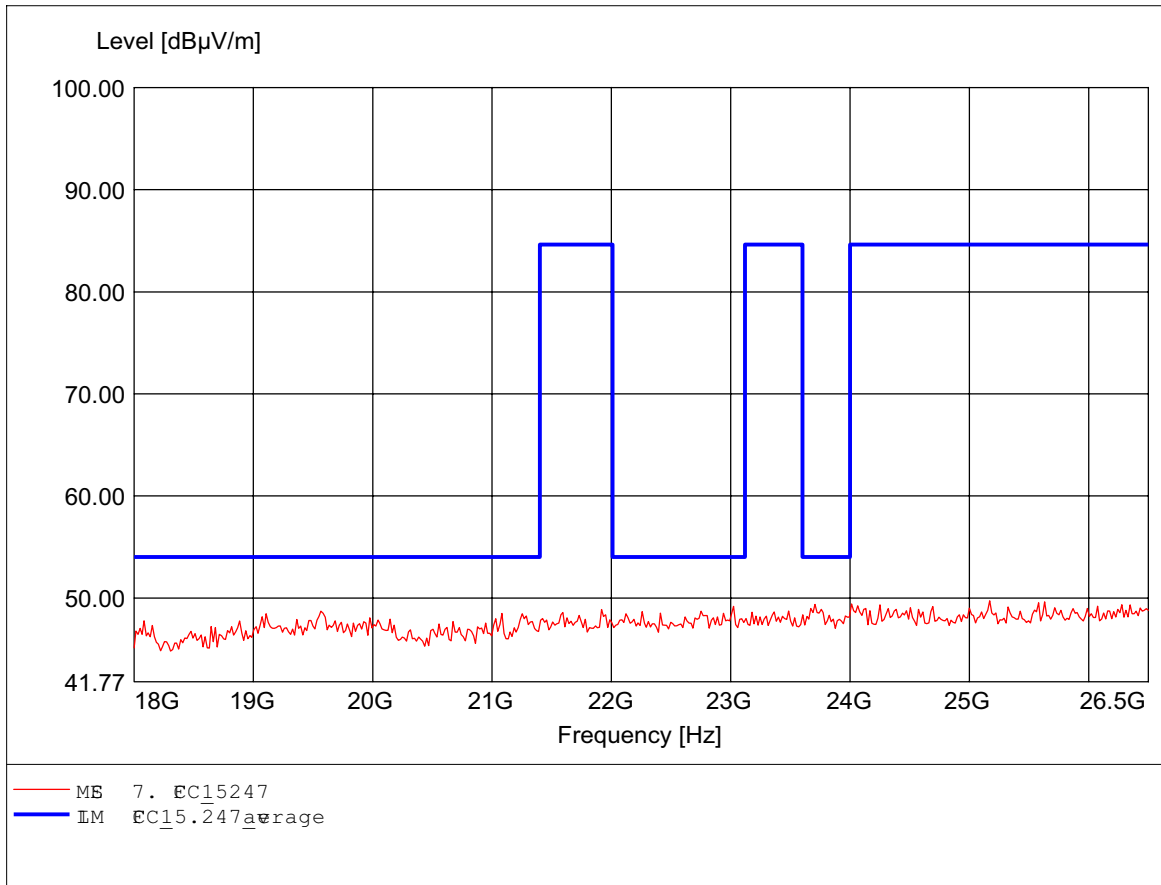
#: WIRES MINI EI
MODENO.: WM61RL 802.11g channel ant.B
Appræl Høder: RO-NES TEHNOLOGICORØRATION
Test Site / Operatør: ES / Dennis
Temperatne/Vøltage: Temp.: 24.4C/ Um.: 120 VAC (per n pc)
Test Spøfatn: aodng to 5.247, peak detetø
Comment 1: Dst.: 3m, Ant.: HD25, ampl. MF
Føq 17.892GHz, max 52.12dBµ/m, RBW: 1MHz



Spurious emissions Field Strength

FCC RULES PART 15, SUBPART C

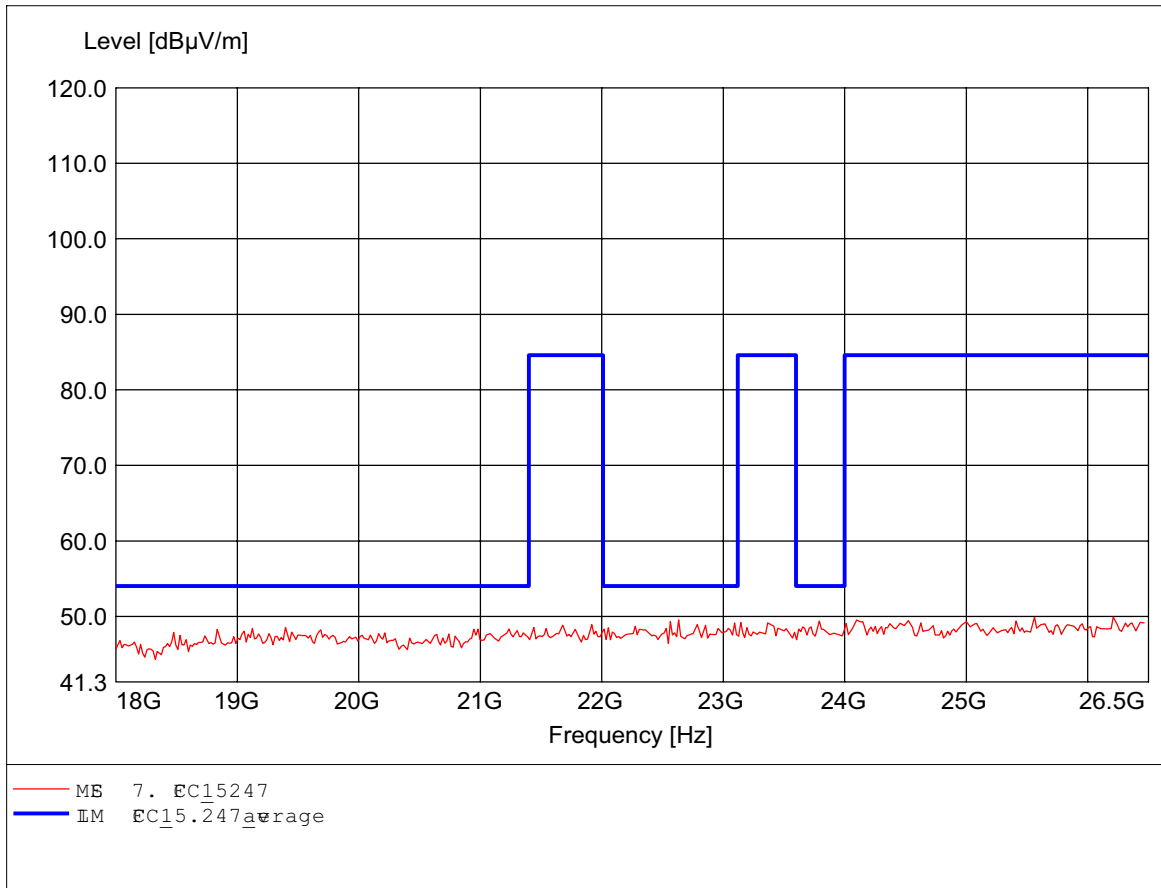
#: WIRESS MINI 01
MODENO.: WM61RL 802.11g 1 channel ant.B
Appral Holder: RO-NES TEHNOGYCORORATION
Test Site / Operato: ES / Dennis
Temperature/Voltage: Temp.: 24.4C/ Hum.: 120 VAC (per n pc)
Test Speed: according to 15.247, peak detect
Comment 1: Dist.: 3m, Ant.: H025, amplf.
Freq 25.171GHz, Max 49.71dBu/m, RBW: 1MHz




Spurious emissions Field Strength

FCC RULES PART 15, SUBPART C

#: WIRESS MINI 01
MODENO.: WM61RL 802.11g 1 channel ant.B
Appral Holder: RO-NES TECHNOLOGY CORPORATION
Test Site / Operator: ES / Dennis
Temperature/Voltage: Temp.: 24.4°C / Hum.: 120 VAC (per spec)
Test Specification: according to 47CFR 15.247, peak detection
Comment 1: Dist.: 3m, Ant.: H025, amplf.
Freq 25.563GHz, Max 49.92dBµV/m, RBW: 1MHz





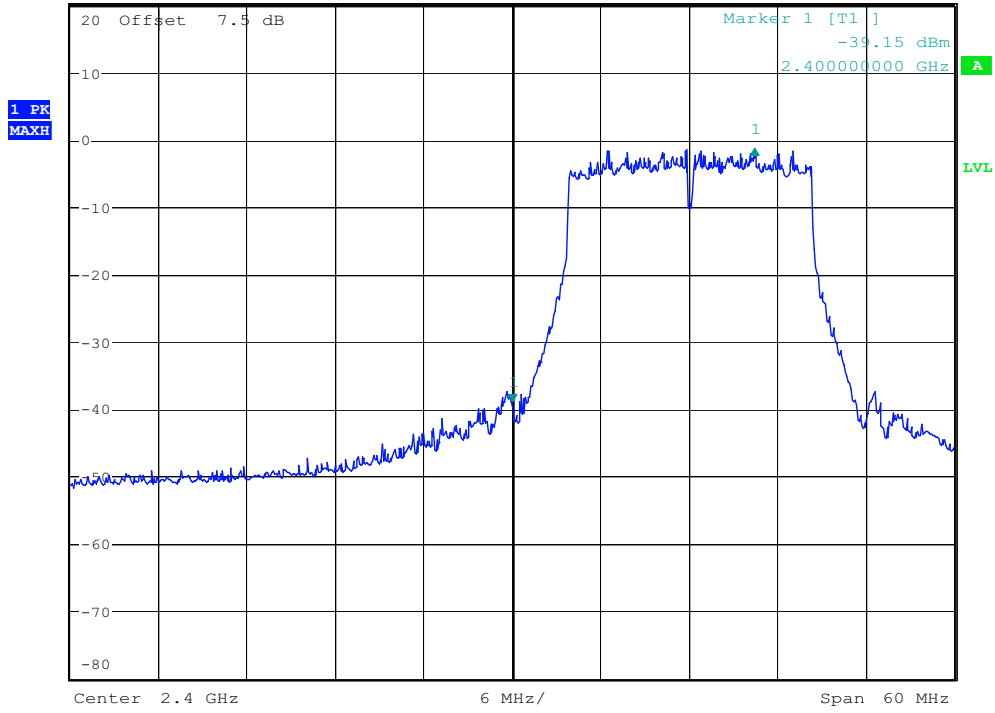
Registration number: W6M20602-6575-C-2
FCC ID: RXZ-WM61RL

Appendix C

Band Edge Measurement



Ref 20 dBm *Att 20 dB *RBW 100 kHz Delta 1 [T1] 37.60 dB
*VBW 100 kHz *SWT 500 ms 16.442307692 MHz

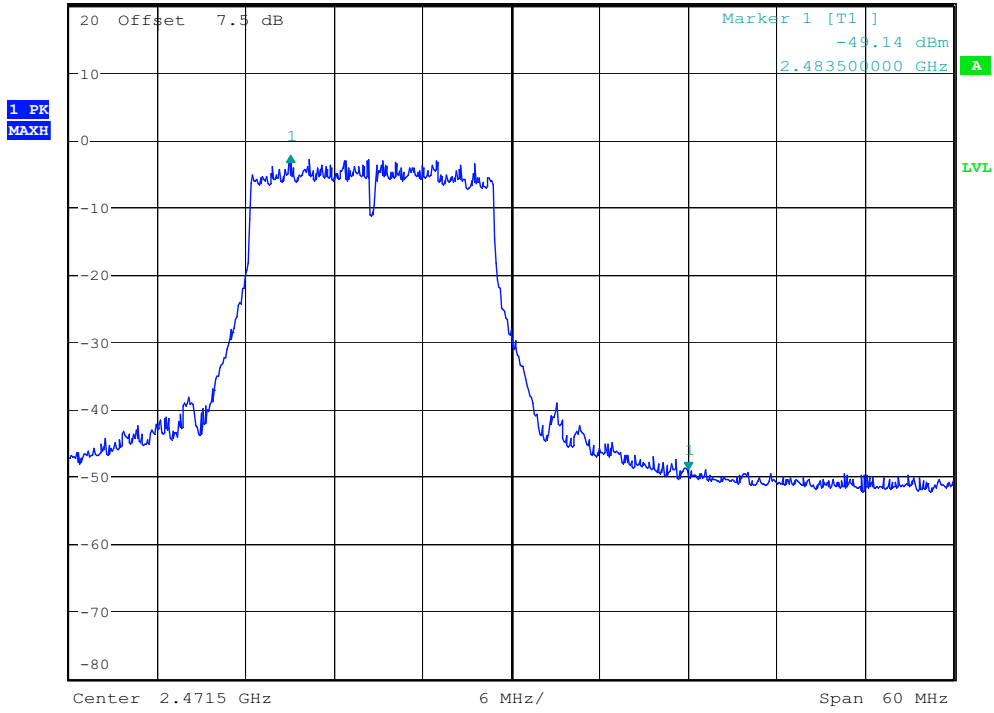


BANDBGE802.11g CH 1

Date: 25.JAN.2006 06:43:54




Ref 20 dBm *Att 20 dB *RBW 100 kHz Delta 1 [T1] 46.54 dB
*VBW 100 kHz *SWT 500 ms -27.00000000 MHz



BANDBGE802.11g CH11

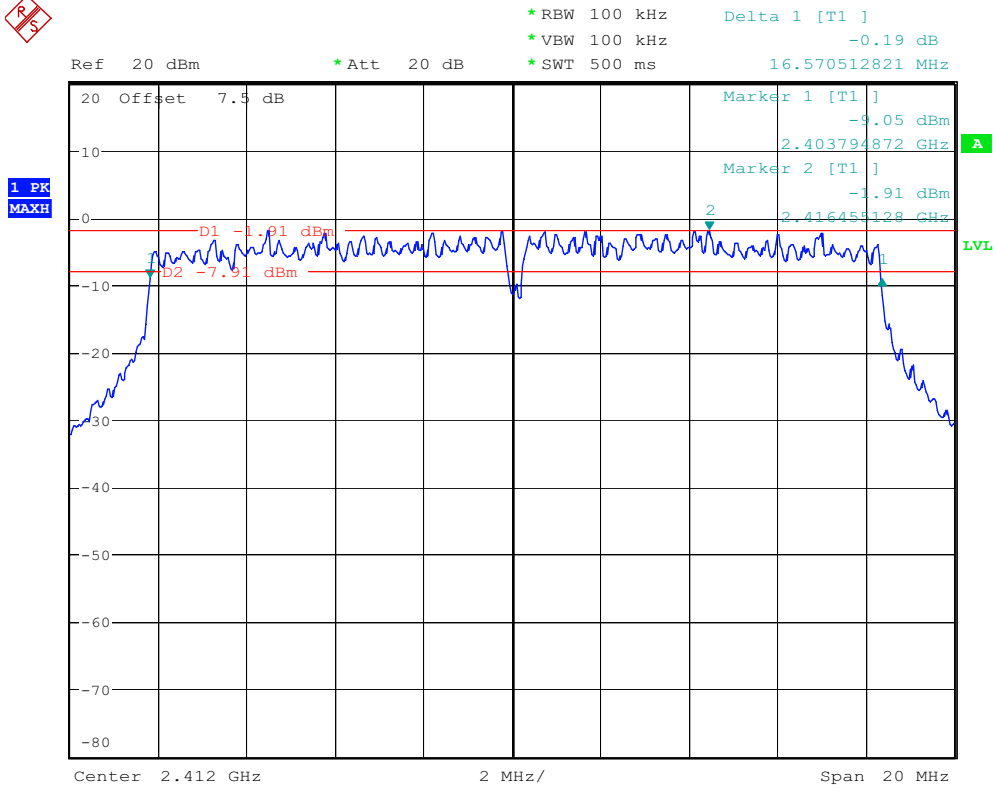
Date: 25.JAN.2006 06:45:06



Registration number: W6M20602-6575-C-2
FCC ID: RXZ-WM61RL

Appendix D

Minimum 6dB Bandwidth



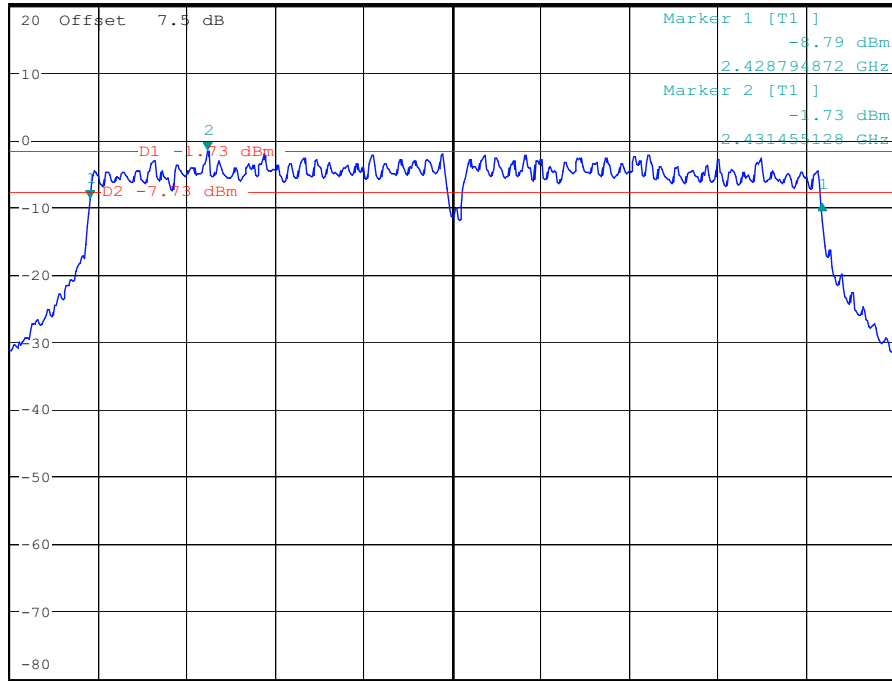
6dB BANDWIDTH 802.11g CH 1
Date: 25.JAN.2006 07:51:09



*RBW 100 kHz Delta 1 [T1]
*VBW 100 kHz -0.89 dB
*SWT 500 ms 16.570512821 MHz

Ref 20 dBm

*Att 20 dB



Center 2.437 GHz

2 MHz/

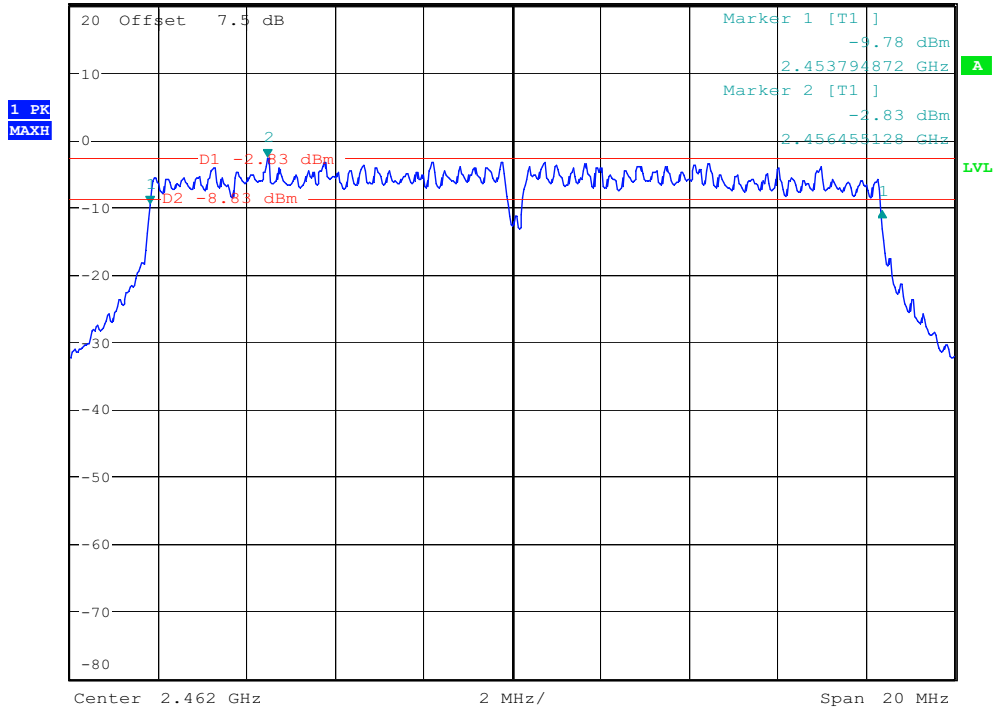
Span 20 MHz

6dB BANDWIDTH 802.11g CH 6


Date: 25.JAN.2006 07:50:12



Ref 20 dBm *Att 20 dB *RBW 100 kHz Delta 1 [T1] -1.01 dB
*VBW 100 kHz *SWT 500 ms 16.570512821 MHz



6dB BANDWIDTH 802.11g CH11
Date: 25.JAN.2006 07:49:15



Registration number: W6M20602-6575-C-2
FCC ID: RXZ-WM61RL

Appendix E

Peak Power Spectral Density

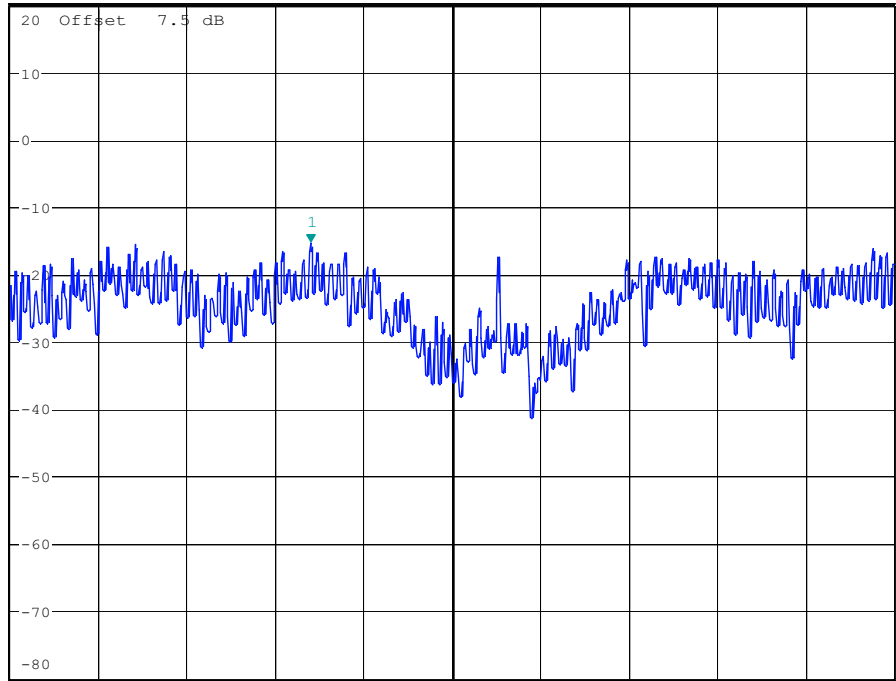


*RBW 3 kHz Marker 1 [T1]
*VBW 100 kHz -15.29 dBm
*SWT 500 s 2.411759615 GHz

Ref 20 dBm

*Att 20 dB

1 PK
MAXH



Center 2.412 GHz

150 kHz/

Span 1.5 MHz

POWER DENSITY 802.11g CH 1

Date: 25.JAN.2006 06:58:58

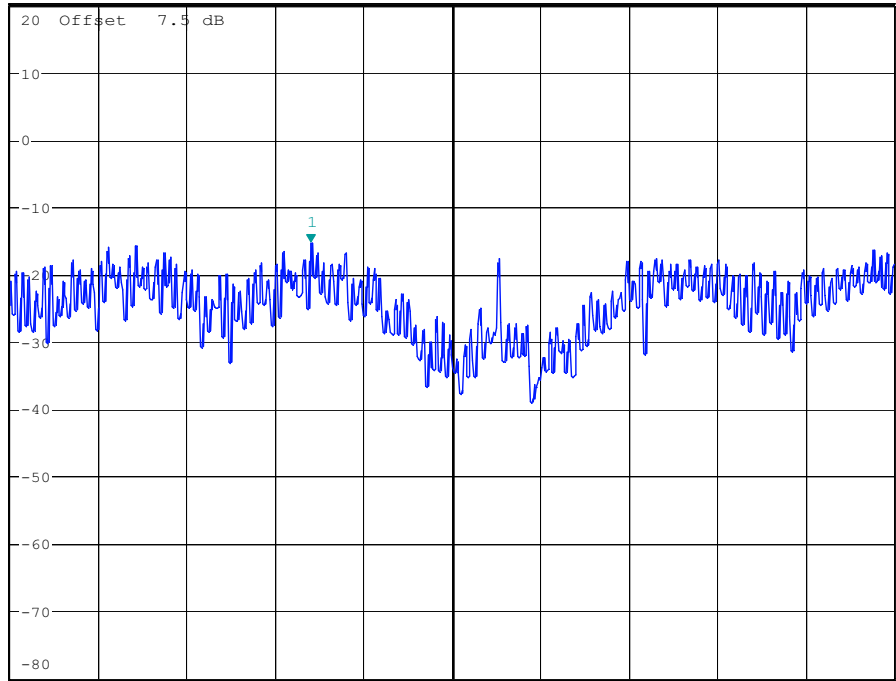


*RBW 3 kHz Marker 1 [T1]
*VBW 100 kHz -15.42 dBm
*SWT 500 s 2.436759615 GHz

Ref 20 dBm

*Att 20 dB

1 PK
MAXH



Center 2.437 GHz

150 kHz/

Span 1.5 MHz

POWER DENSITY 802.11g CH 6

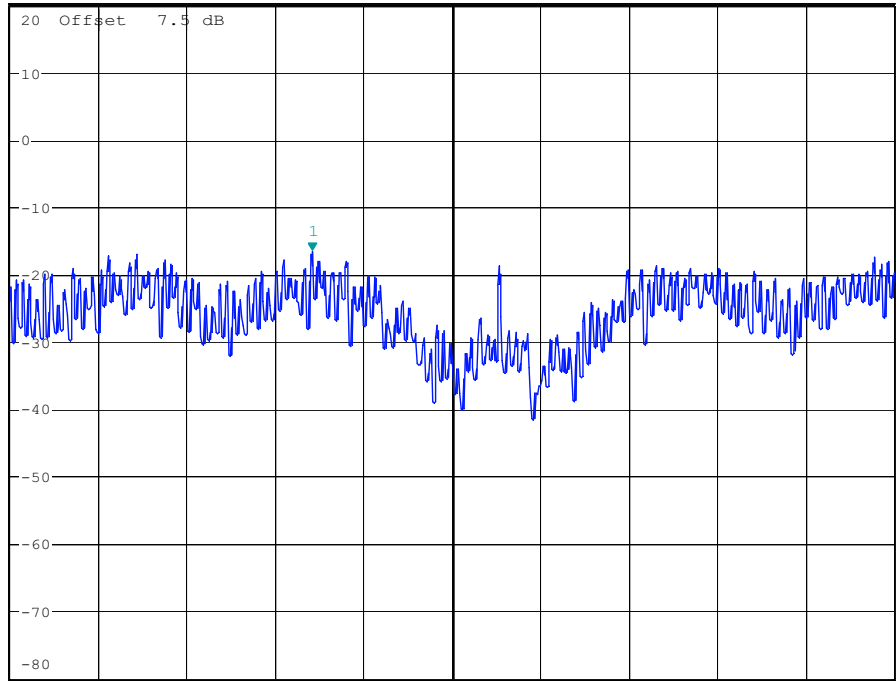
Date: 25.JAN.2006 07:00:26



*RBW 3 kHz Marker 1 [T1]
*VBW 100 kHz -16.58 dBm
*SWT 500 s 2.461762019 GHz

Ref 20 dBm

*Att 20 dB




Center 2.462 GHz

150 kHz/

Span 1.5 MHz

POWER DENSITY 802.11g CH11

Date: 25.JAN.2006 07:01:06



Registration number: W6M20602-6575-C-2
FCC ID: RXZ-WM61RL

Appendix F

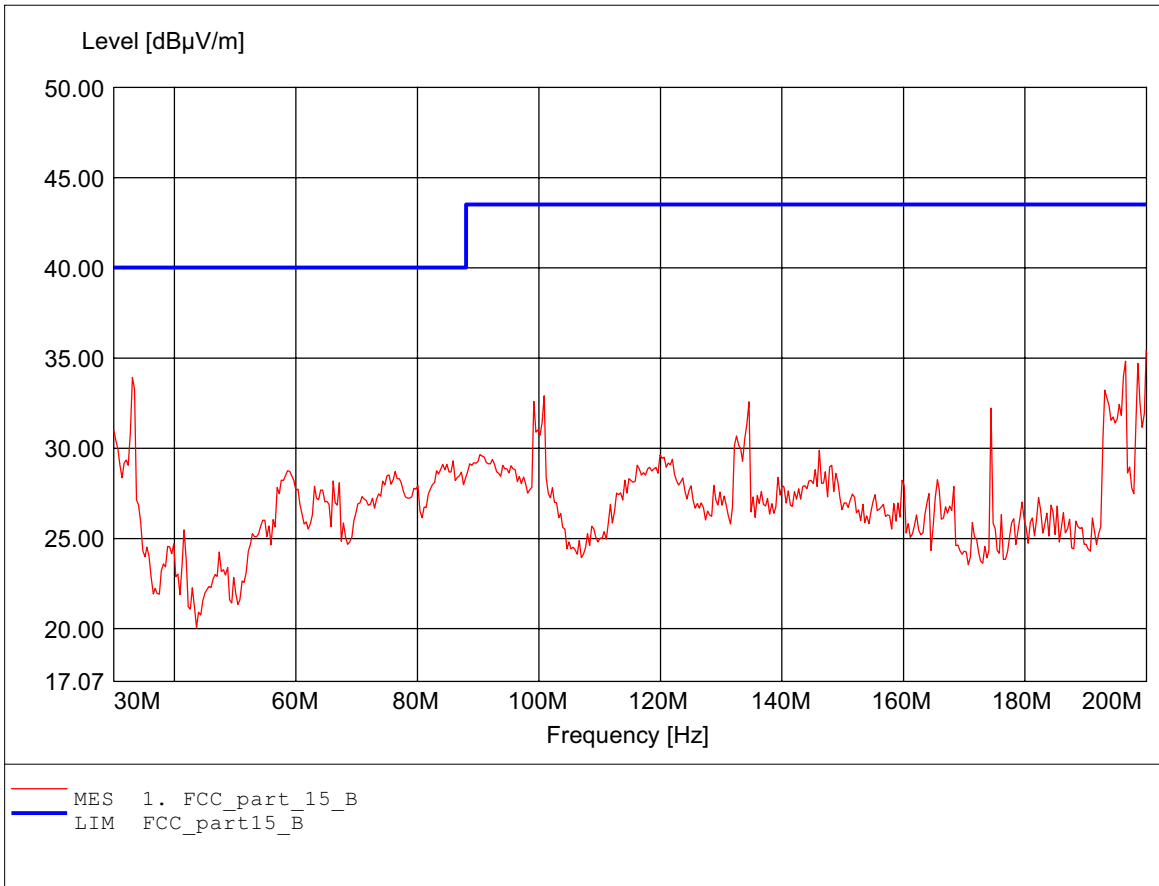
Radiated Emissions from Receiver Section of Transceiver

The measurement diagram are wideband pre-scan results; only for reference.

Field Strength under normal conditions

FCC RULES PART 15, SUBPART B

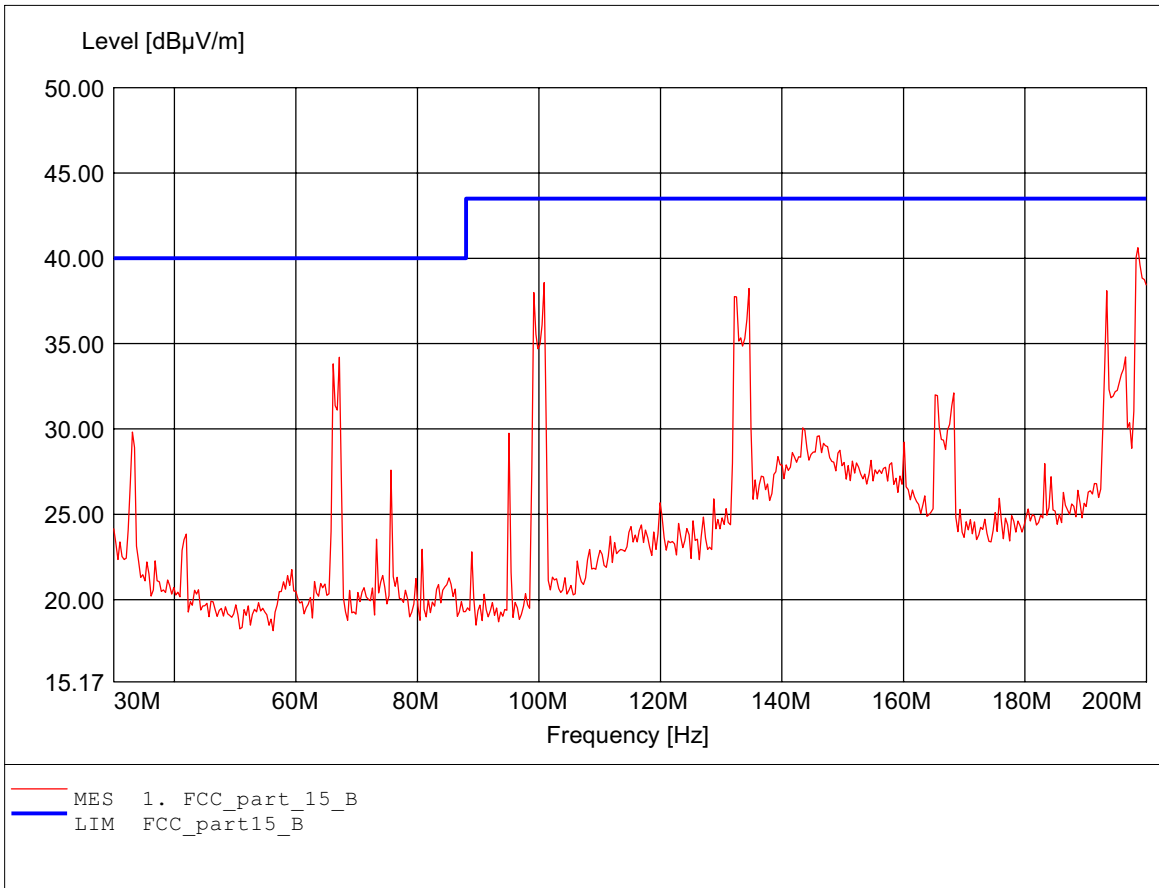
EUT: WIRELESS MINI PCI
MODEL NO.: WM61RL 802.11g low channel ant.A
Approval Holder: PRO-NETS TECHNOLOGY CORPORATION
Test Site / Operator: ETS / Dennis
Temperature/Voltage: Temp.: 24.4°C/ Unom.: 120 VAC (power on pc)
Test Specification: according to subpart B
Comment 1: Dist.: 3m, Ant.: HK 116
Freq:200.000MHz Emax:35.42dBµV/m RBW: 100 kHz



Field Strength under normal conditions

FCC RULES PART 15, SUBPART B

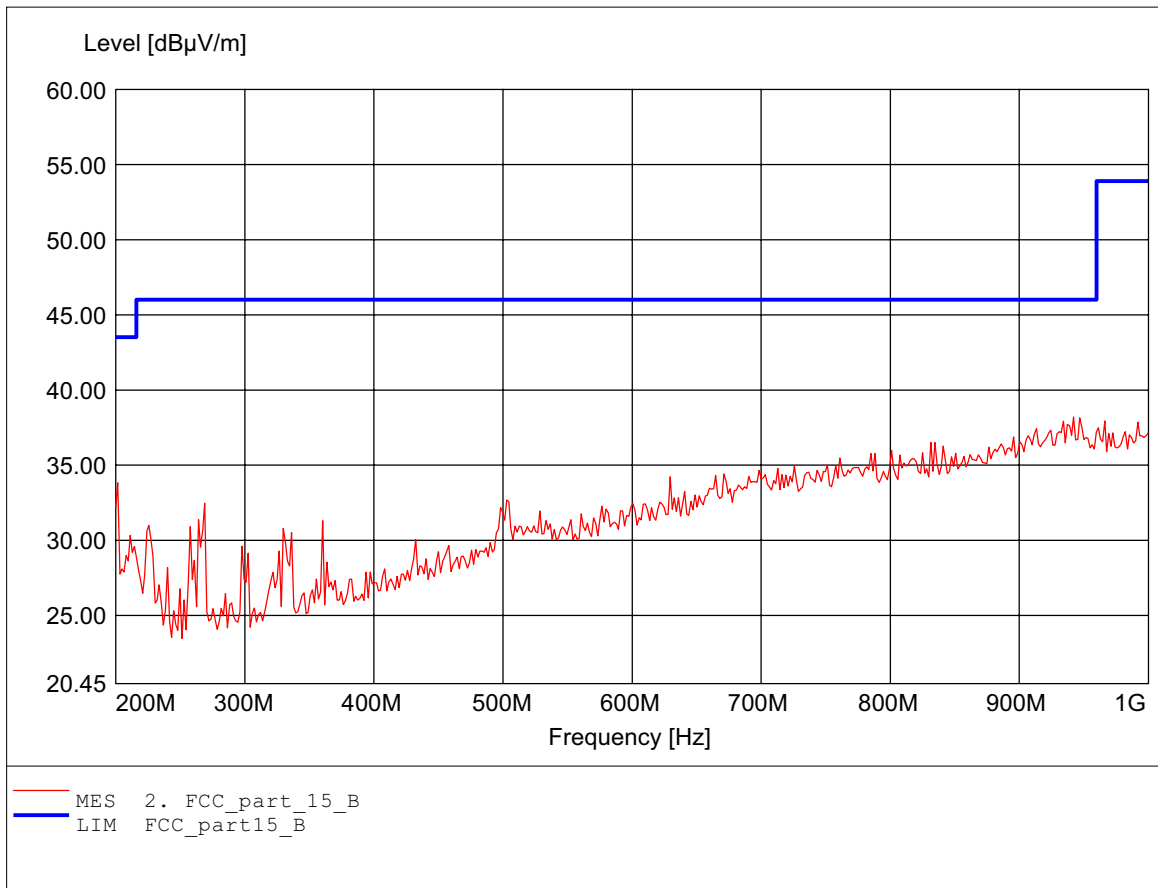
EUT: WIRELESS MINI PCI
MODEL NO.: WM61RL 802.11g low channel ant.A
Approval Holder: PRO-NETS TECHNOLOGY CORPORATION
Test Site / Operator: ETS / Dennis
Temperature/Voltage: Temp.: 24.4°C/ Unom.: 120 VAC (power on pc)
Test Specification: according to subpart B
Comment 1: Dist.: 3m, Ant.: HK 116
Freq:198.637MHz Emax:40.63dBµV/m RBW: 100 kHz



Field Strength under normal condition

FCC RULES PART 15, SUBPART B

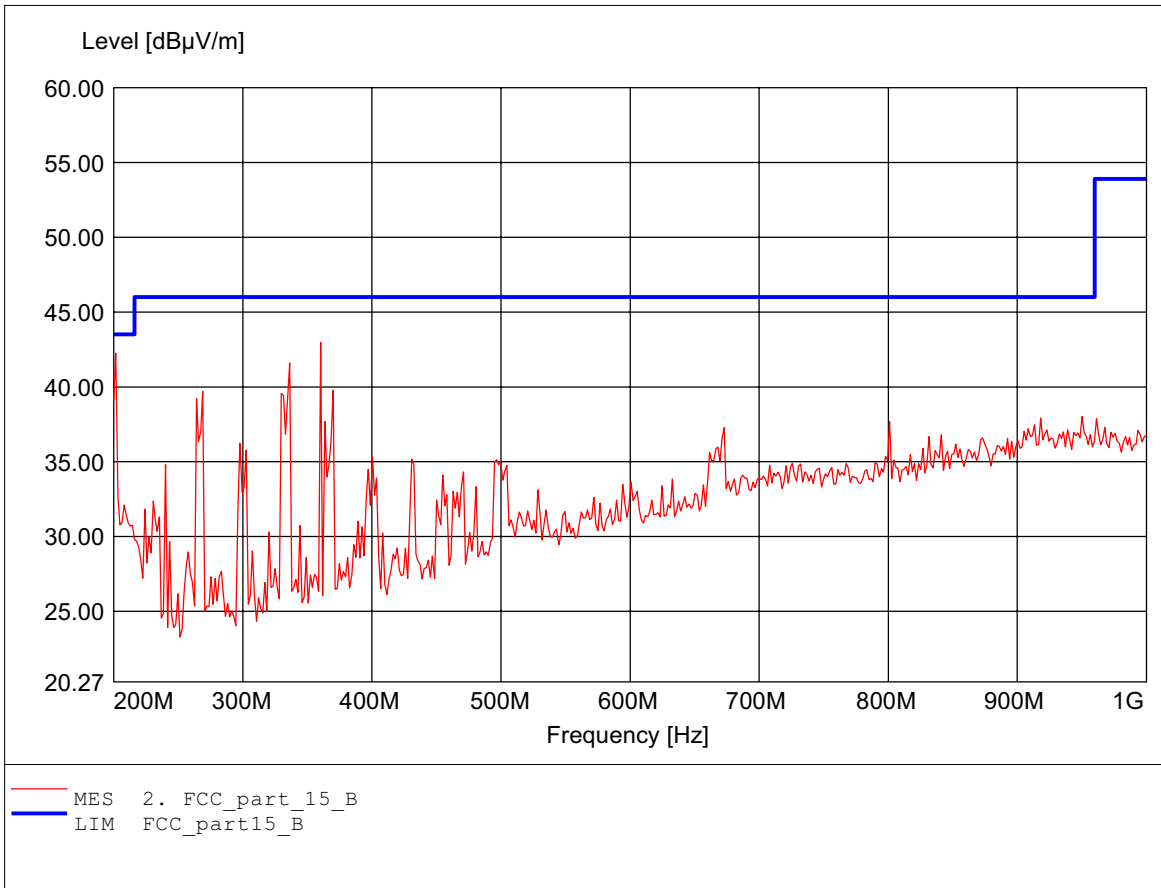
EUT: WIRELESS MINI PCI
MODEL NO.: WM61RL 802.11g low channel ant.A
Approval Holder: PRO-NETS TECHNOLOGY CORPORATION
Test Site / Operator: ETS / Dennis
Temperature/Voltage: Temp.: 24.4°C/ Unom.: 120 VAC (power on pc)
Test Specification: according to subpart B
Comment 1: Dist.: 3m, Ant.: HL 223, ampl.
Freq:942.285MHz Emax:38.20dBμV/m RBW: 100 kHz



Field Strength under normal conditions

FCC RULES PART 15, SUBPART B

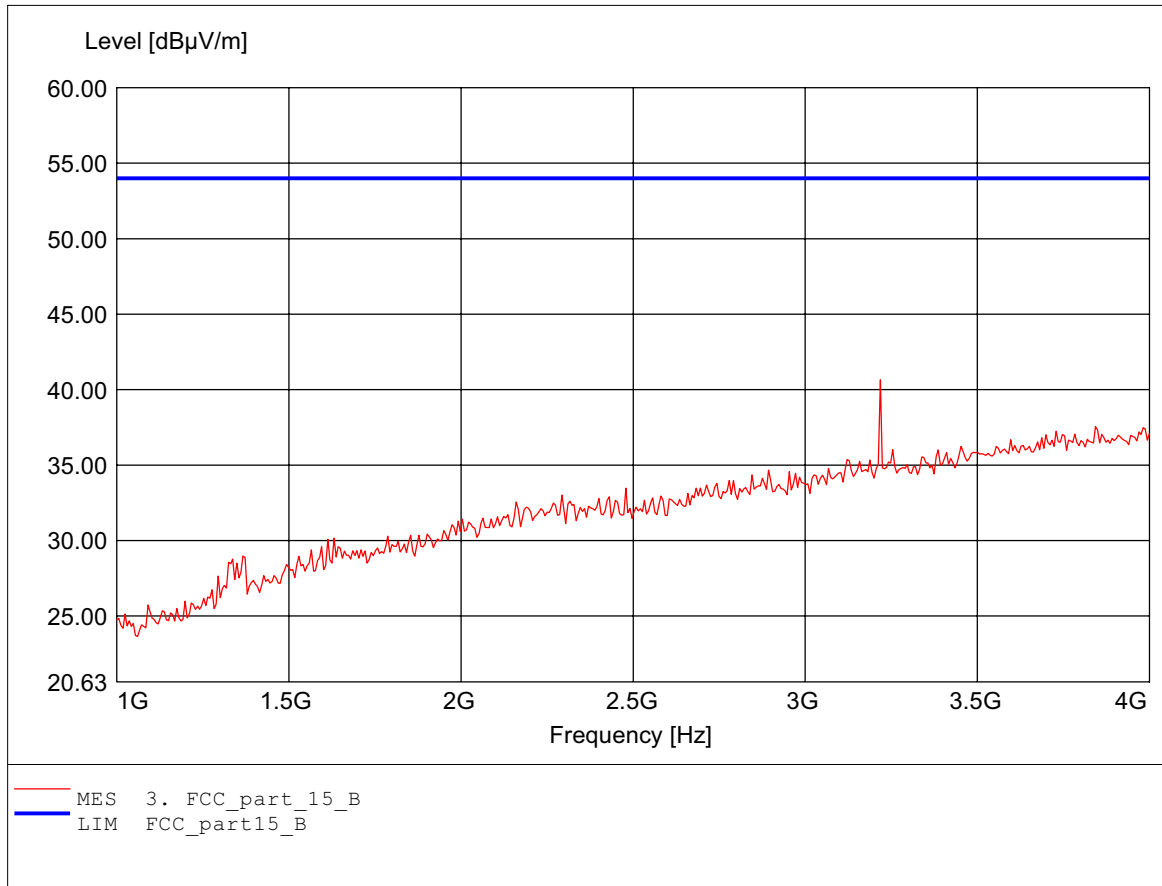
EUT: WIRELESS MINI PCI
MODEL NO.: WM61RL 802.11g low channel ant.A
Approval Holder: PRO-NETS TECHNOLOGY CORPORATION
Test Site / Operator: ETS / Dennis
Temperature/Voltage: Temp.: 24.4°C/ Unom.: 120 VAC (power on pc)
Test Specification: according to subpart B
Comment 1: Dist.: 3m, Ant.: HL 223, ampl.
Freq:360.321MHz Emax:42.98dBµV/m RBW: 100 kHz



Field Strength under normal conditions

FCC RULES PART 15, SUBPART B

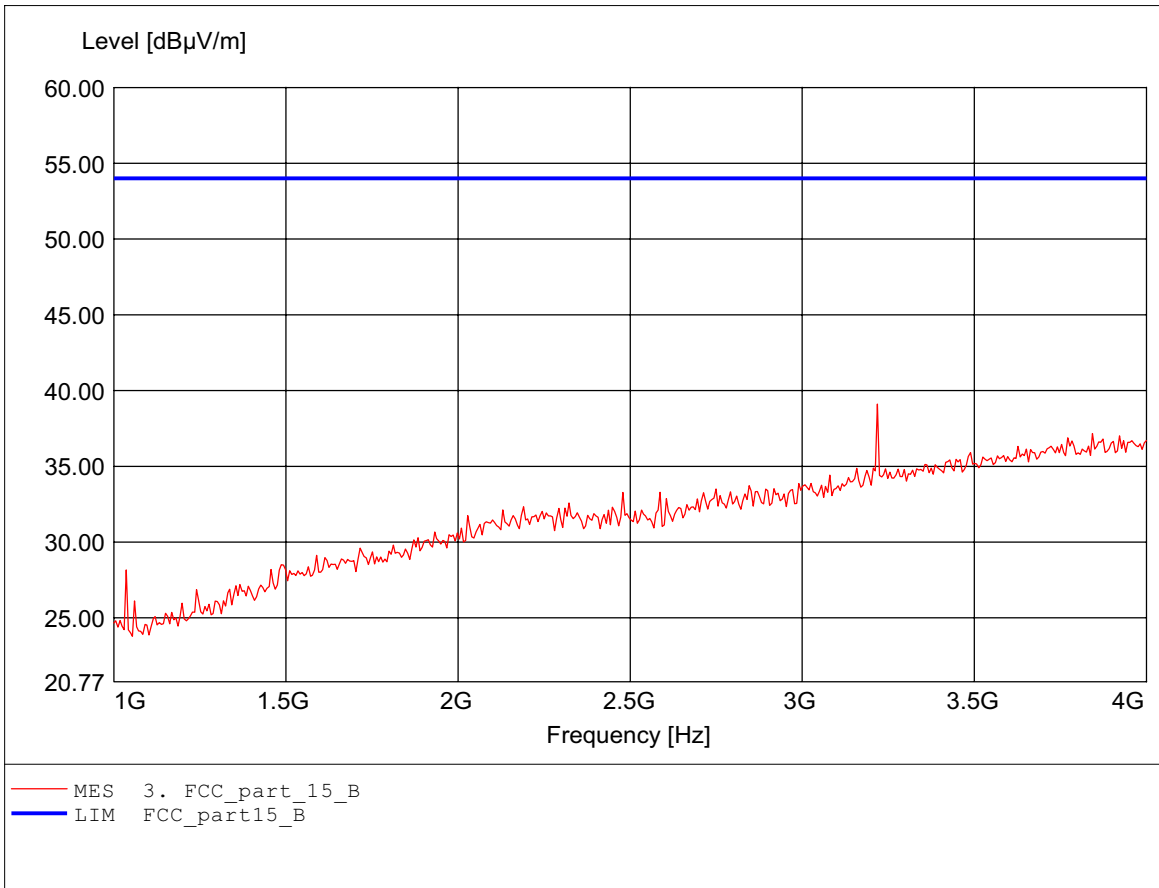
EUT: WIRELESS MINI PCI
MODEL NO.: WM61RL 802.11g low channel ant.A
Approval Holder: PRO-NETS TECHNOLOGY CORPORATION
Test Site / Operator: ETS / Dennis
Temperature/Voltage: Temp.: 24.4°C/ Unom.: 120 VAC (power on pc)
Test Specification: according to subpart B
Comment 1: Dist.: 3m, Ant.: HL25, ampl.
Freq:3.218GHz Emax:40.65dBμV/m RBW: 1 MHz



Field Strength under normal conditions

FCC RULES PART 15, SUBPART B

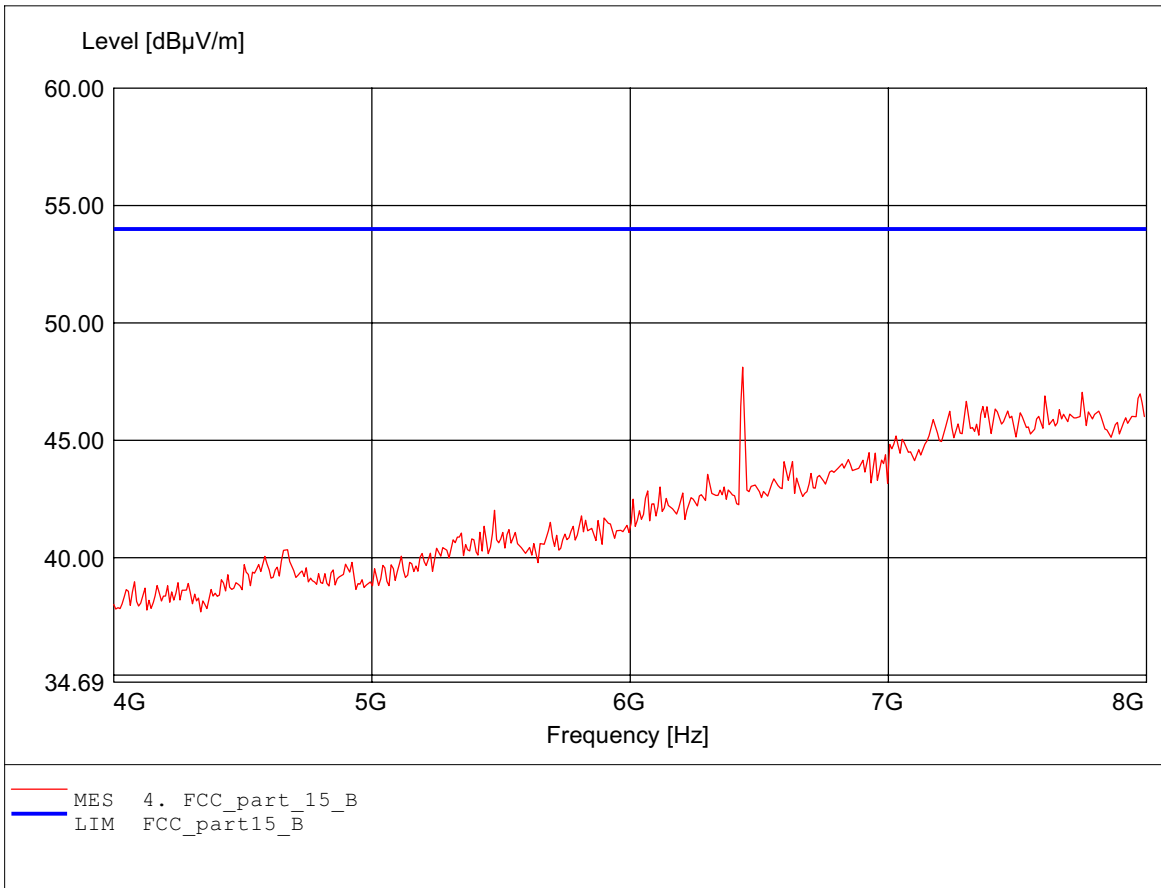
EUT: WIRELESS MINI PCI
MODEL NO.: WM61RL 802.11g low channel ant.A
Approval Holder: PRO-NETS TECHNOLOGY CORPORATION
Test Site / Operator: ETS / Dennis
Temperature/Voltage: Temp.: 24.4°C/ Unom.: 120 VAC (power on pc)
Test Specification: according to subpart B
Comment 1: Dist.: 3m, Ant.: HL25, ampl.
Freq:3.218GHz Emax:39.10dBμV/m RBW: 1 MHz



Field Strength under normal conditions

FCC RULES PART 15, SUBPART B

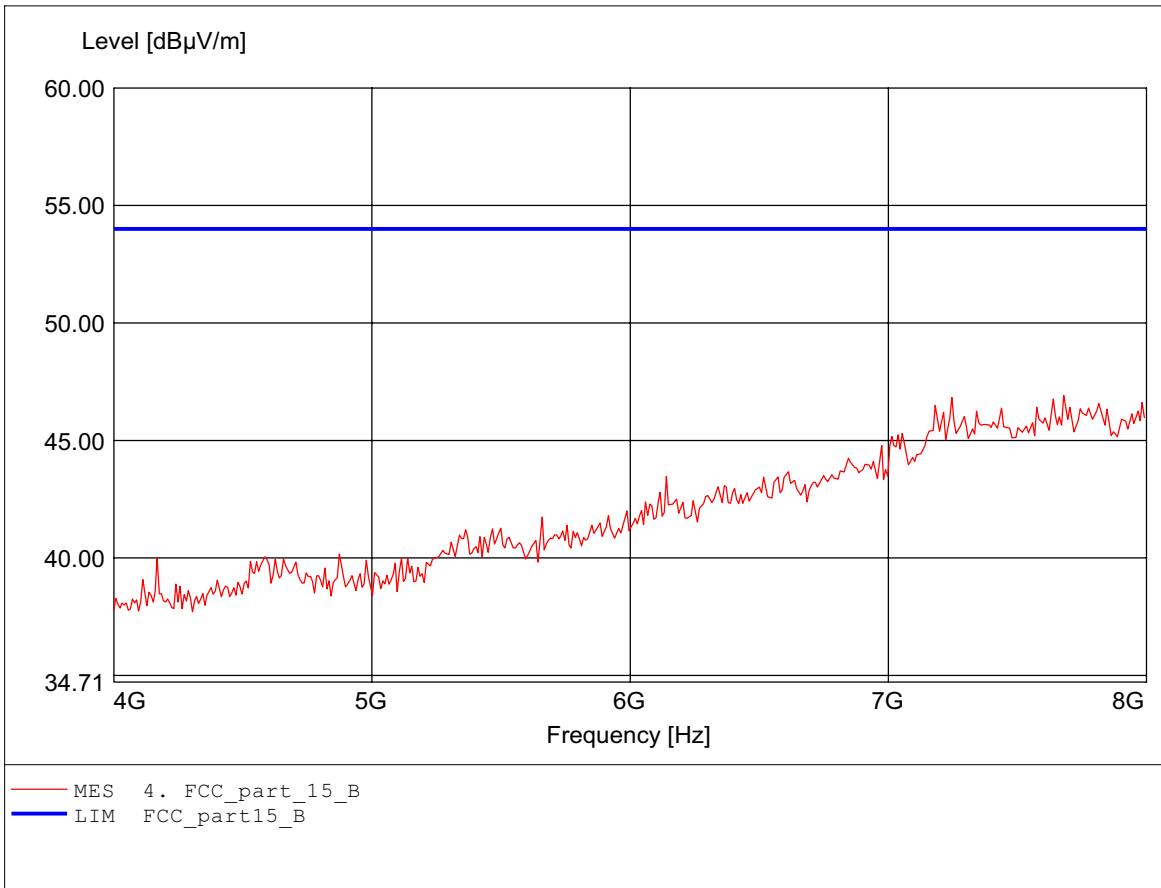
EUT: WIRELESS MINI PCI
MODEL NO.: WM61RL 802.11g low channel ant.A
Approval Holder: PRO-NETS TECHNOLOGY CORPORATION
Test Site / Operator: ETS / Dennis
Temperature/Voltage: Temp.: 24.4°C/ Unom.: 120 VAC (power on pc)
Test Specification: according to subpart B
Comment 1: Dist.: 3m, Ant.: HL25, ampl.
Freq:6.437GHz Emax:48.11dBμV/m RBW: 1 MHz



Field Strength under normal conditions

FCC RULES PART 15, SUBPART B

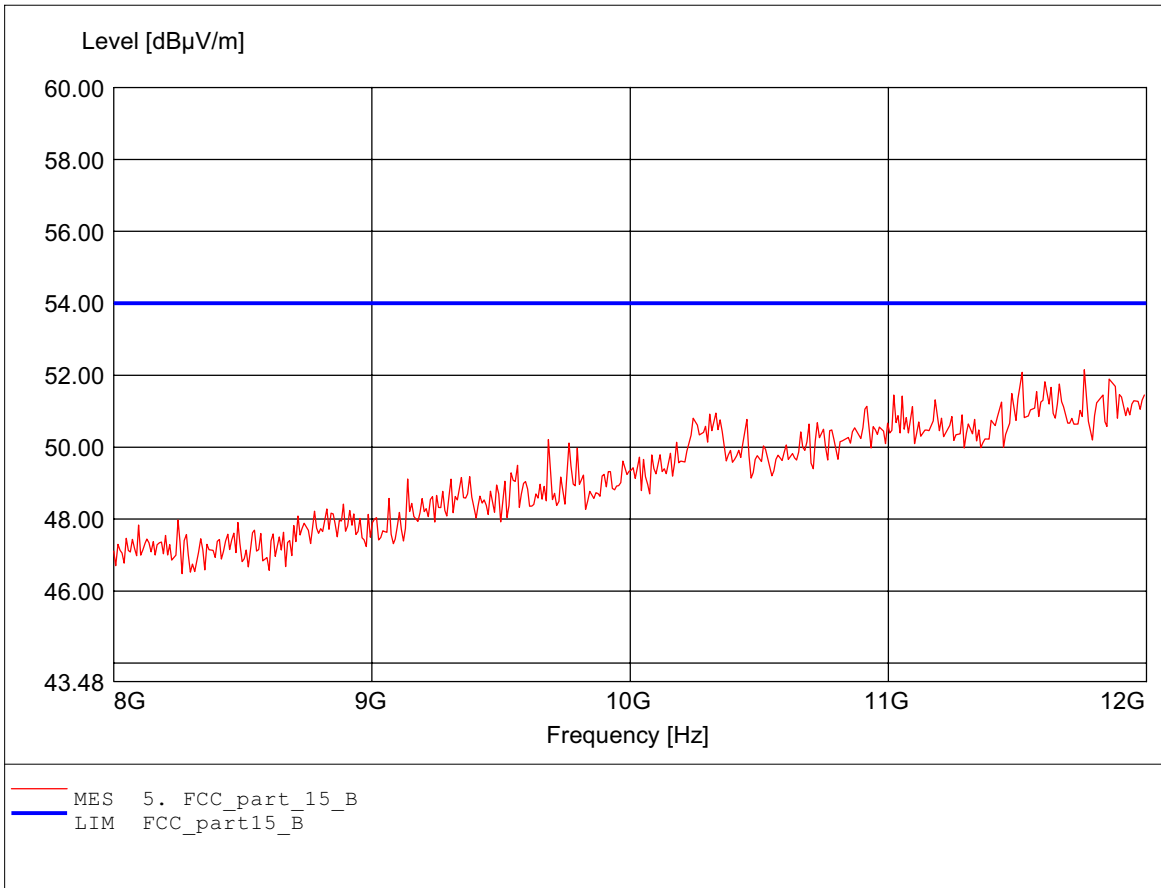
EUT: WIRELESS MINI PCI
MODEL NO.: WM61RL 802.11g low channel ant.A
Approval Holder: PRO-NETS TECHNOLOGY CORPORATION
Test Site / Operator: ETS / Dennis
Temperature/Voltage: Temp.: 24.4°C/ Unom.: 120 VAC (power on pc)
Test Specification: according to subpart B
Comment 1: Dist.: 3m, Ant.: HL25, ampl.
Freq:7.679GHz Emax:46.92dBμV/m RBW: 1 MHz



Field Strength under normal conditions

FCC RULES PART 15, SUBPART B

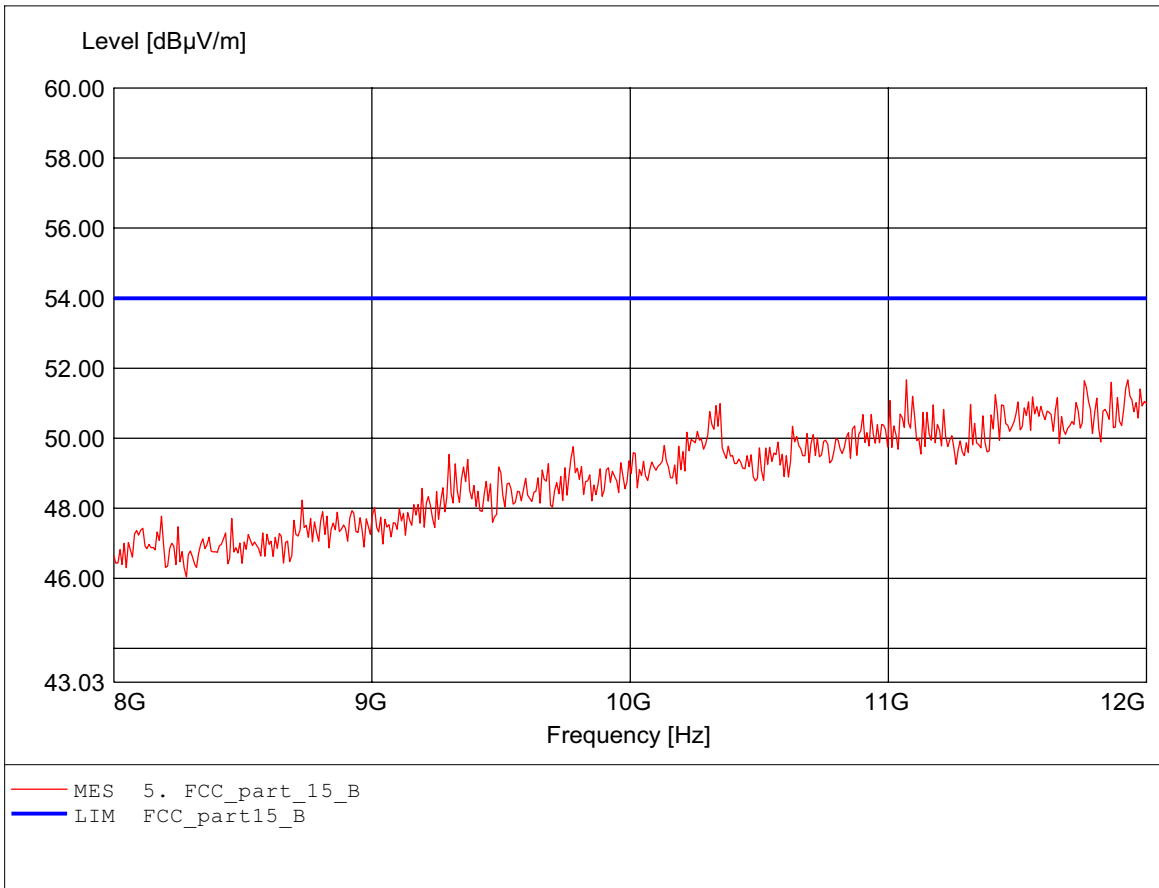
EUT: WIRELESS MINI PCI
MODEL NO.: WM61RL 802.11g low channel ant.A
Approval Holder: PRO-NETS TECHNOLOGY CORPORATION
Test Site / Operator: ETS / Dennis
Temperature/Voltage: Temp.: 24.4°C/ Unom.: 120 VAC (power on pc)
Test Specification: according to subpart B
Comment 1: Dist.: 3m, Ant.: HL25, ampl.
Freq:11.760GHz Emax:52.15dBµV/m RBW: 1 MHz



Field Strength under normal conditions

FCC RULES PART 15, SUBPART B

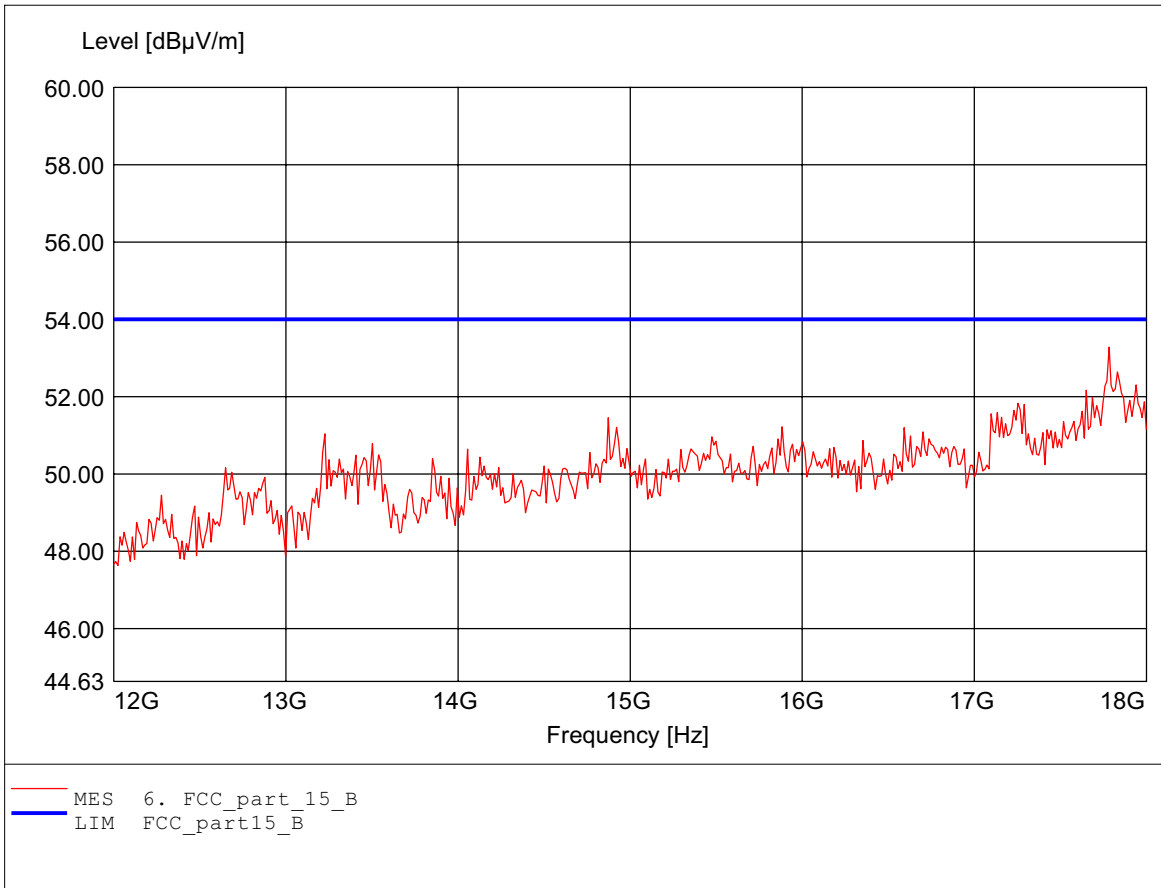
EUT: WIRELESS MINI PCI
MODEL NO.: WM61RL 802.11g low channel ant.A
Approval Holder: PRO-NETS TECHNOLOGY CORPORATION
Test Site / Operator: ETS / Dennis
Temperature/Voltage: Temp.: 24.4°C/ Unom.: 120 VAC (power on pc)
Test Specification: according to subpart B
Comment 1: Dist.: 3m, Ant.: HL25, ampl.
Freq:11.070GHz Emax:51.67dBμV/m RBW: 1 MHz



Field Strength under normal conditions

FCC RULES PART 15, SUBPART B

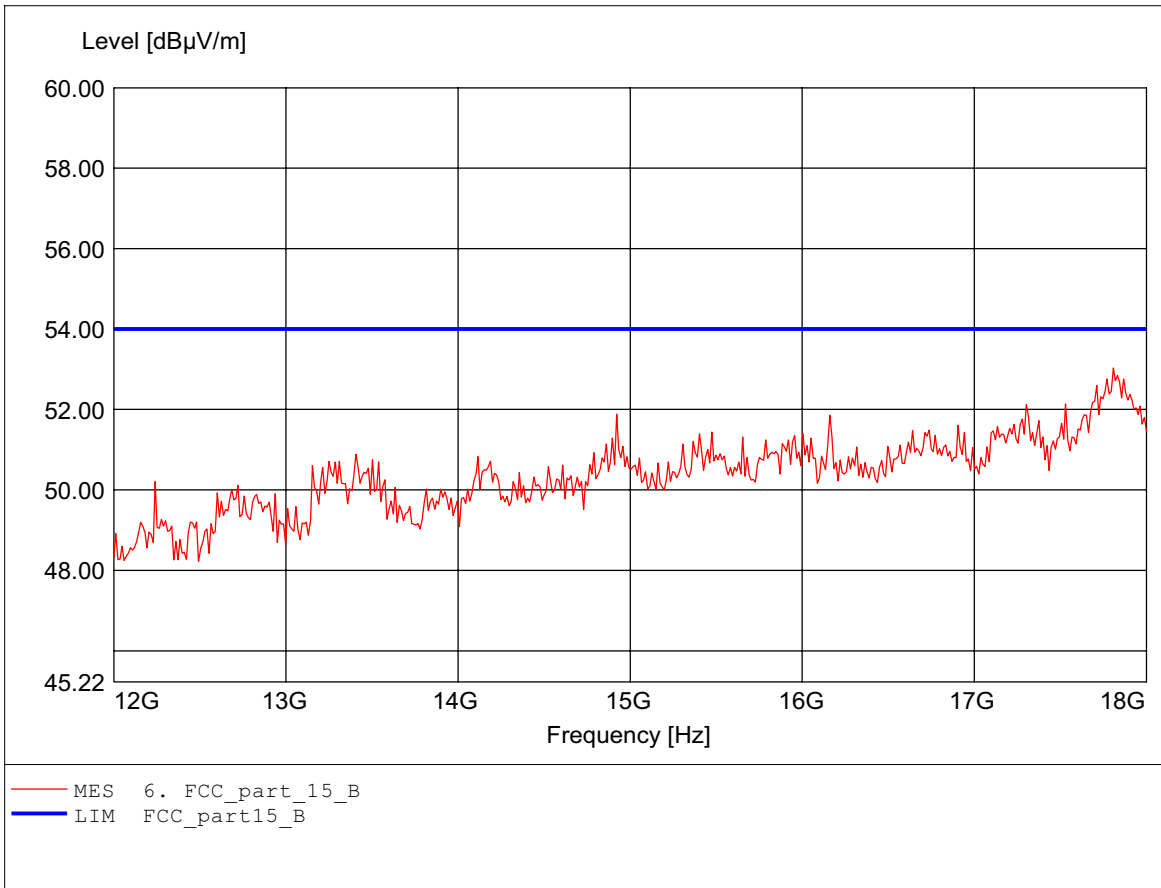
EUT: WIRELESS MINI PCI
MODEL NO.: WM61RL 802.11g low channel ant.A
Approval Holder: PRO-NETS TECHNOLOGY CORPORATION
Test Site / Operator: ETS / Dennis
Temperature/Voltage: Temp.: 24.4°C/ Unom.: 120 VAC (power on pc)
Test Specification: according to subpart B
Comment 1: Dist.: 3m, Ant.: HL25, ampl.
Freq:17.784GHz Emax:53.28dBµV/m RBW: 1 MHz



Field Strength under normal conditions

FCC RULES PART 15, SUBPART B

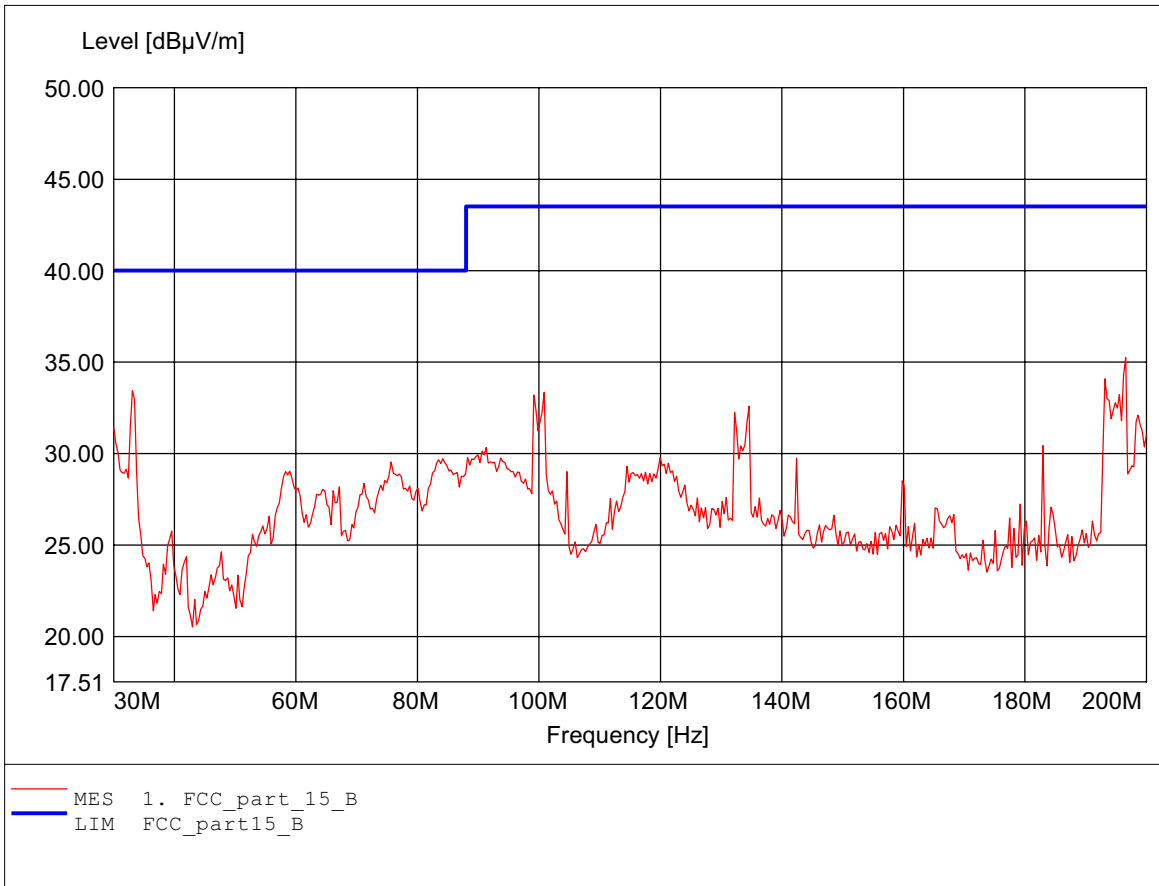
EUT: WIRELESS MINI PCI
MODEL NO.: WM61RL 802.11g low channel ant.A
Approval Holder: PRO-NETS TECHNOLOGY CORPORATION
Test Site / Operator: ETS / Dennis
Temperature/Voltage: Temp.: 24.4°C/ Unom.: 120 VAC (power on pc)
Test Specification: according to subpart B
Comment 1: Dist.: 3m, Ant.: HL25, ampl.
Freq:17.808GHz Emax:53.03dBμV/m RBW: 1 MHz



Field Strength under normal conditions

FCC RULES PART 15, SUBPART B

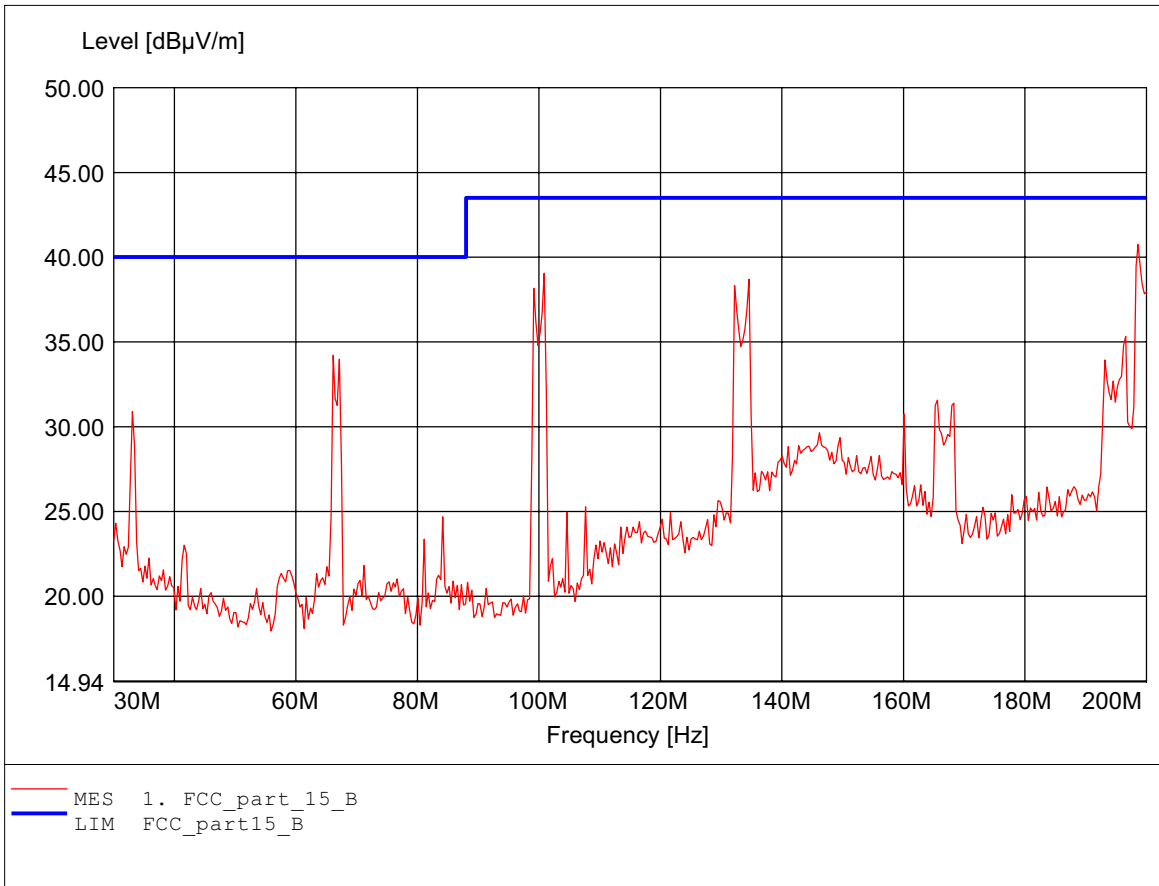
EUT: WIRELESS MINI PCI
MODEL NO.: WM61RL 802.11g middle channel ant.A
Approval Holder: PRO-NETS TECHNOLOGY CORPORATION
Test Site / Operator: ETS / Dennis
Temperature/Voltage: Temp.: 25.5°C/ Unom.: 120 VAC (power on pc)
Test Specification: according to subpart B
Comment 2: Dist.: 3m, Ant.: HK 116
Freq:196.593MHz Emax:35.24dBμV/m RBW: 100 kHz



Field Strength under normal conditions

FCC RULES PART 15, SUBPART B

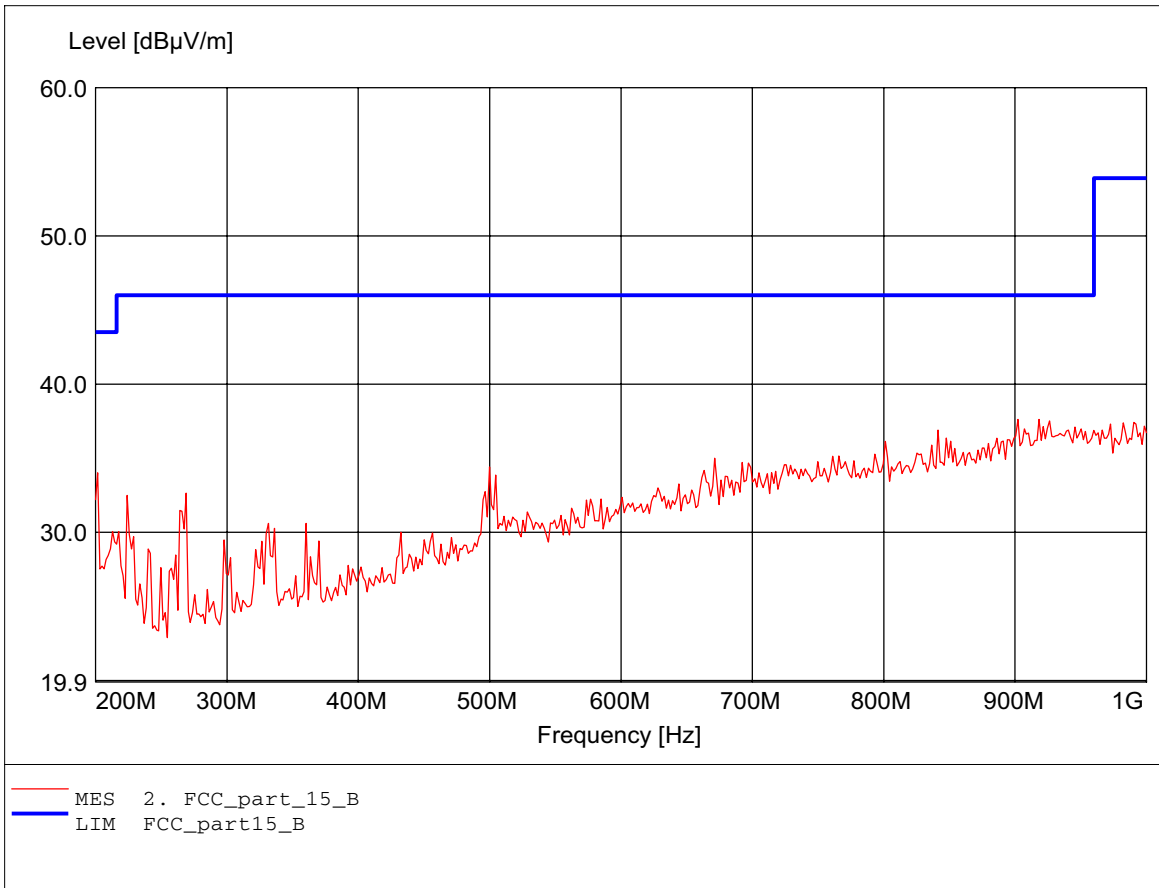
EUT: WIRELESS MINI PCI
MODEL NO.: WM61RL 802.11g middle channel ant.A
Approval Holder: PRO-NETS TECHNOLOGY CORPORATION
Test Site / Operator: ETS / Dennis
Temperature/Voltage: Temp.: 25.5°C/ Unom.: 120 VAC (power on pc)
Test Specification: according to subpart B
Comment 2: Dist.: 3m, Ant.: HK 116
Freq:198.637MHz Emax:40.75dBµV/m RBW: 100 kHz



Field Strength under normal conditions

FCC RULES PART 15, SUBPART B

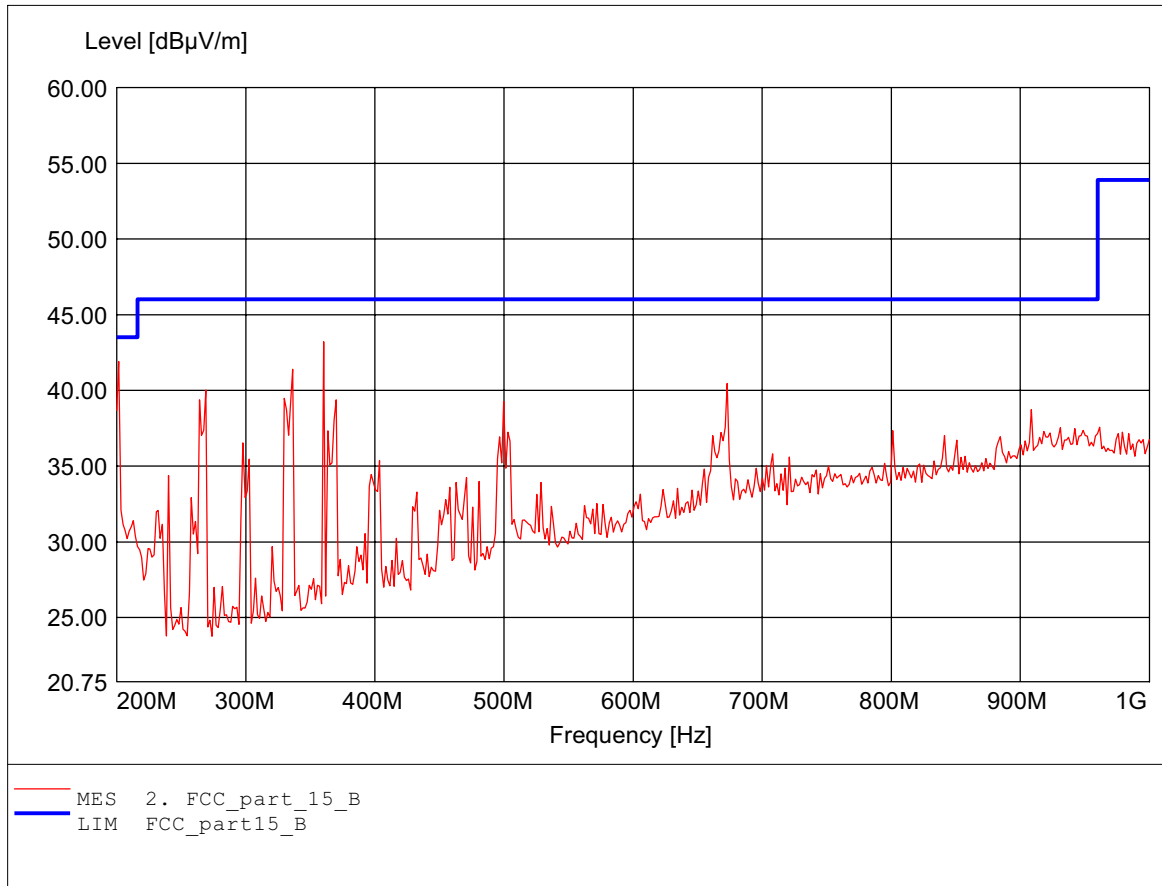
EUT: WIRELESS MINI PCI
MODEL NO.: WM61RL 802.11g middle channel ant.A
Approval Holder: PRO-NETS TECHNOLOGY CORPORATION
Test Site / Operator: ETS / Dennis
Temperature/Voltage: Temp.: 25.5°C/ Unom.: 120 VAC (power on pc)
Test Specification: according to subpart B
Comment 2: Dist.: 3m, Ant.: HL 223, ampl.
Freq:902.204MHz Emax:37.63dBµV/m RBW: 100 kHz



Field Strength under normal conditions

FCC RULES PART 15, SUBPART B

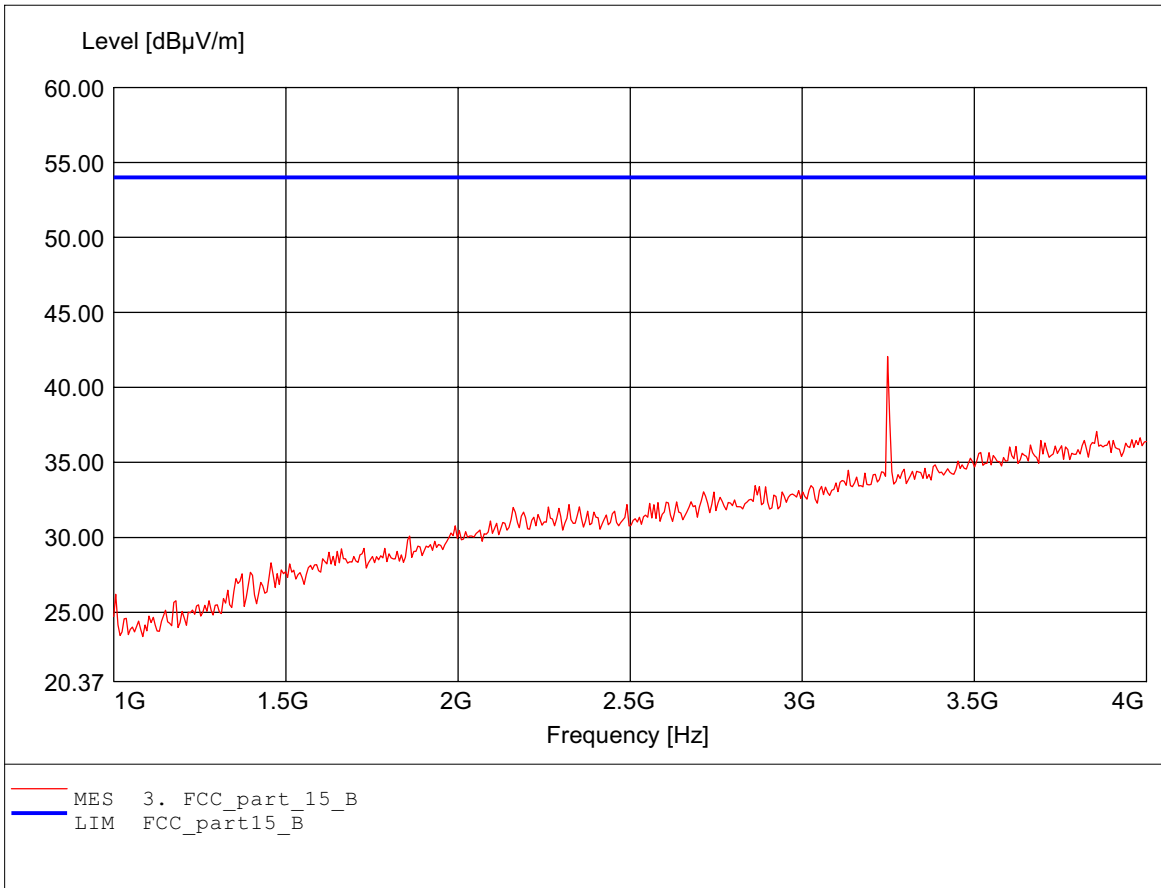
EUT: WIRELESS MINI PCI
MODEL NO.: WM61RL 802.11g middle channel ant.A
Approval Holder: PRO-NETS TECHNOLOGY CORPORATION
Test Site / Operator: ETS / Dennis
Temperature/Voltage: Temp.: 25.5°C/ Unom.: 120 VAC (power on pc)
Test Specification: according to subpart B
Comment 2: Dist.: 3m, Ant.: HL 223, ampl.
Freq:360.321MHz Emax:43.21dBμV/m RBW: 100 kHz



Field Strength under normal conditions

FCC RULES PART 15, SUBPART B

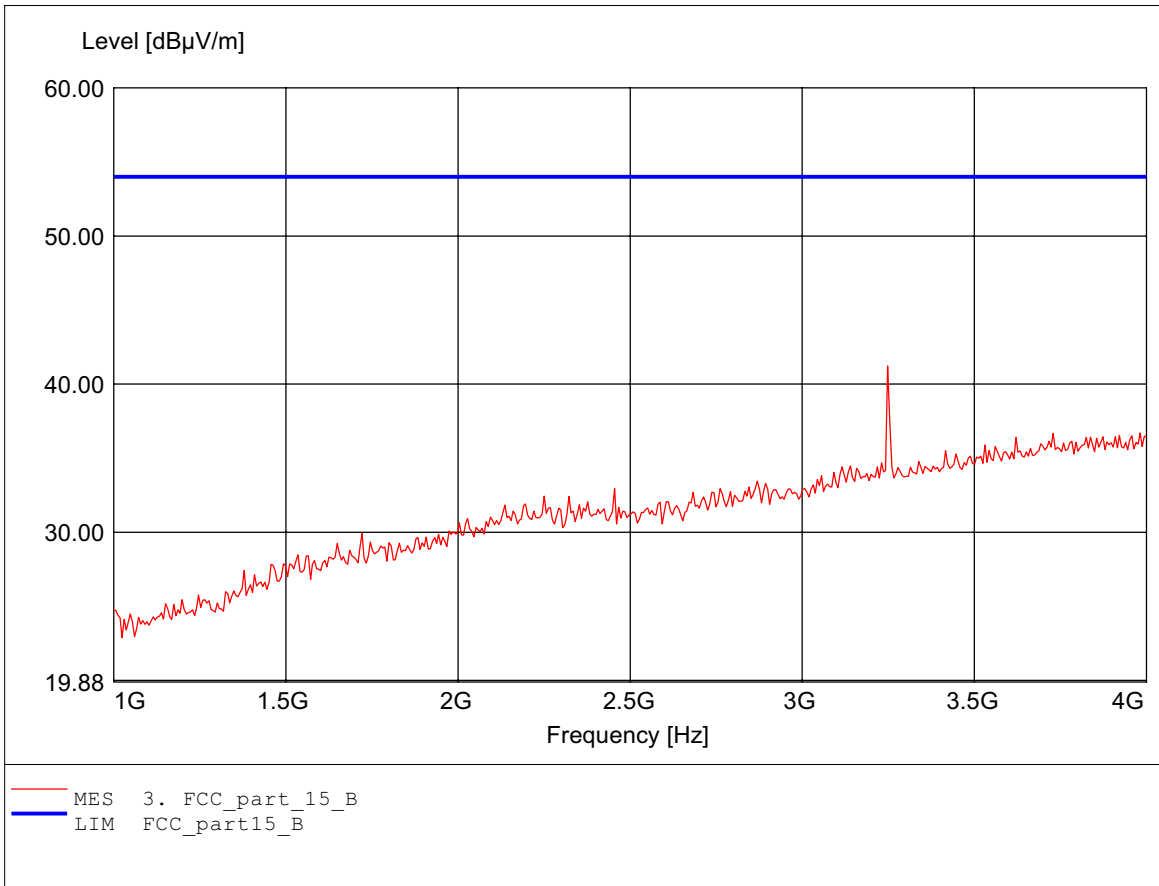
EUT: WIRELESS MINI PCI
MODEL NO.: WM61RL 802.11g middle channel ant.A
Approval Holder: PRO-NETS TECHNOLOGY CORPORATION
Test Site / Operator: ETS / Dennis
Temperature/Voltage: Temp.: 24.4°C/ Unom.: 120 VAC (power on pc)
Test Specification: according to subpart B
Comment 1: Dist.: 3m, Ant.: HL25, ampl.
Freq:3.248GHz Emax:42.06dBμV/m RBW: 1 MHz



Field Strength under normal conditions

FCC RULES PART 15, SUBPART B

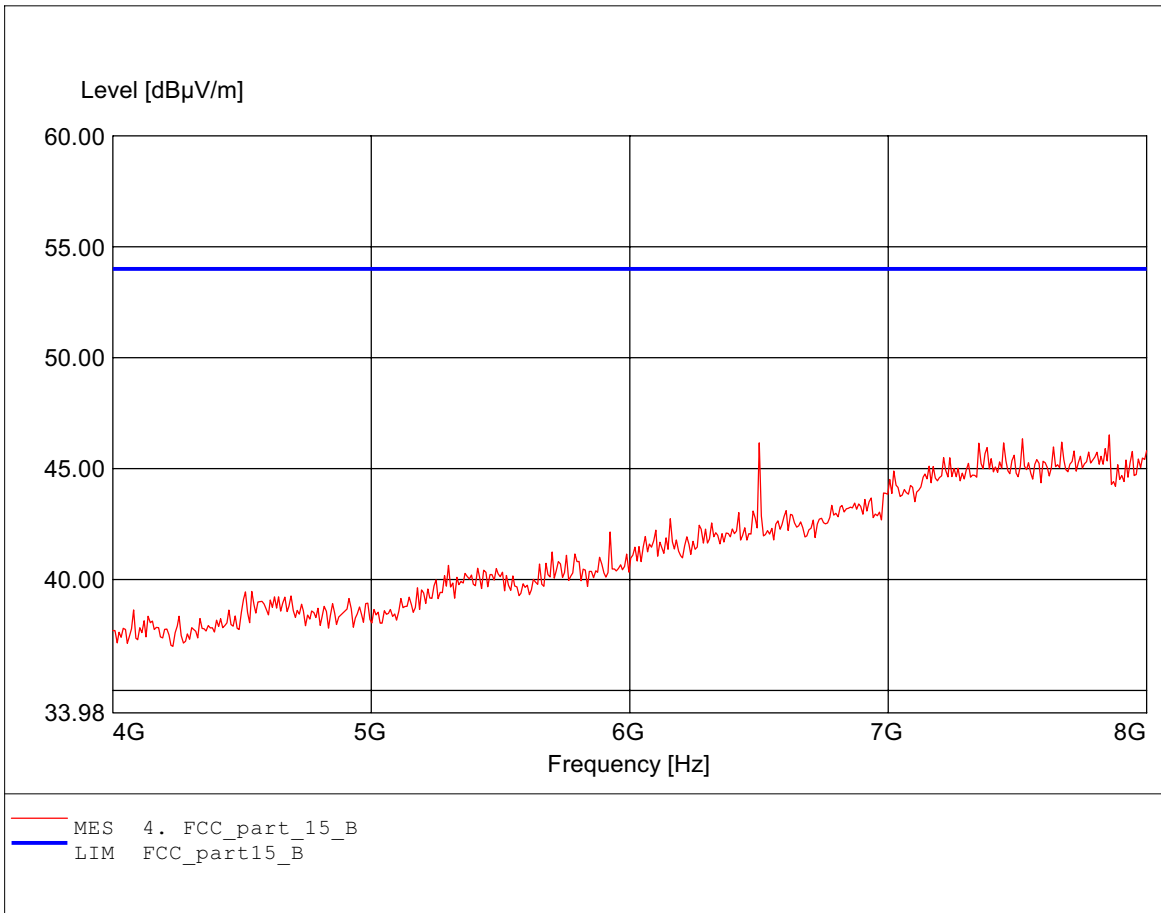
EUT: WIRELESS MINI PCI
MODEL NO.: WM61RL 802.11g middle channel ant.A
Approval Holder: PRO-NETS TECHNOLOGY CORPORATION
Test Site / Operator: ETS / Dennis
Temperature/Voltage: Temp.: 24.4°C/ Unom.: 120 VAC (power on pc)
Test Specification: according to subpart B
Comment 1: Dist.: 3m, Ant.: HL25, ampl.
Freq:3.248GHz Emax:41.23dB μ V/m RBW: 1 MHz



Field Strength under normal conditions

FCC RULES PART 15, SUBPART B

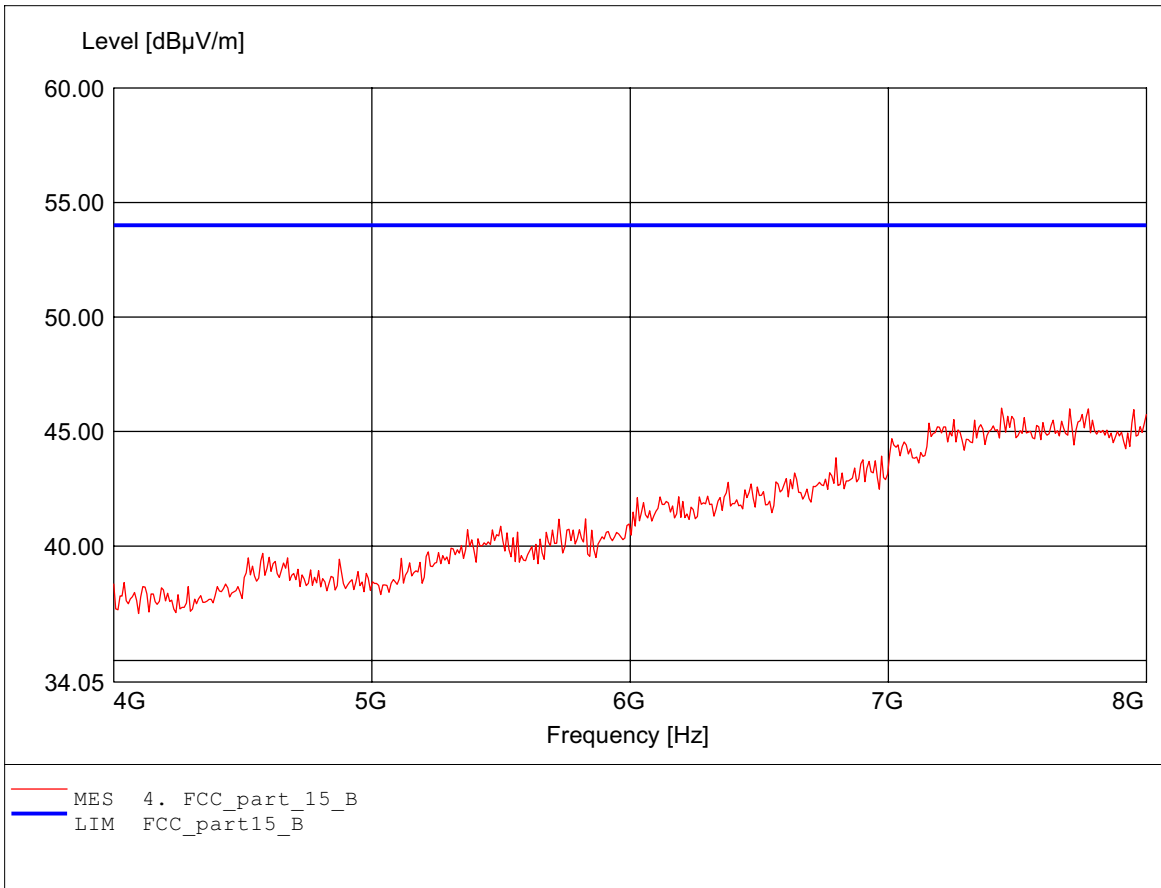
EUT: WIRELESS MINI PCI
MODEL NO.: WM61RL 802.11g middle channel ant.A
Approval Holder: PRO-NETS TECHNOLOGY CORPORATION
Test Site / Operator: ETS / Dennis
Temperature/Voltage: Temp.: 24.4°C/ Unom.: 120 VAC (power on pc)
Test Specification: according to subpart B
Comment 1: Dist.: 3m, Ant.: HL25, ampl.
Freq:7.856GHz Emax:46.51dBμV/m RBW: 1 MHz



Field Strength under normal conditions

FCC RULES PART 15, SUBPART B

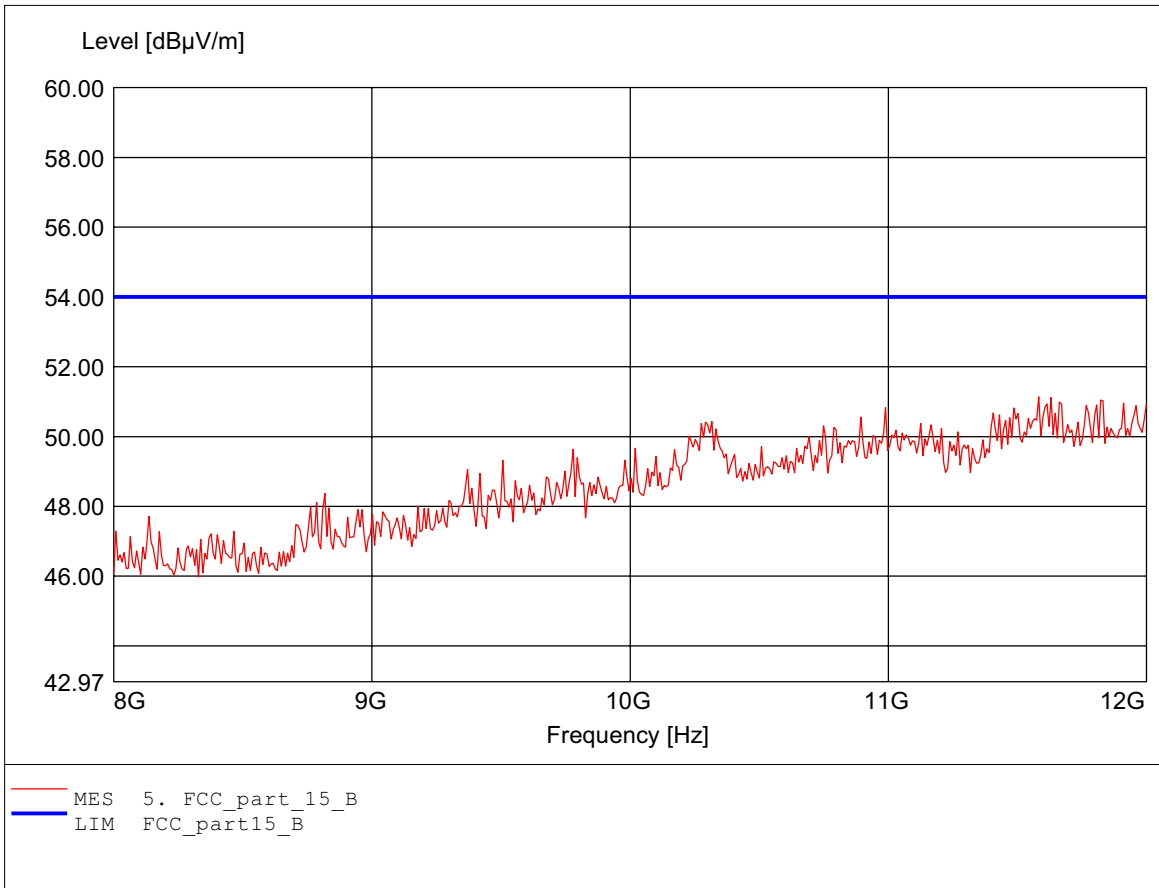
EUT: WIRELESS MINI PCI
MODEL NO.: WM61RL 802.11g middle channel ant.A
Approval Holder: PRO-NETS TECHNOLOGY CORPORATION
Test Site / Operator: ETS / Dennis
Temperature/Voltage: Temp.: 24.4°C/ Unom.: 120 VAC (power on pc)
Test Specification: according to subpart B
Comment 1: Dist.: 3m, Ant.: HL25, ampl.
Freq:7.439GHz Emax:46.02dBμV/m RBW: 1 MHz



Field Strength under normal conditions

FCC RULES PART 15, SUBPART B

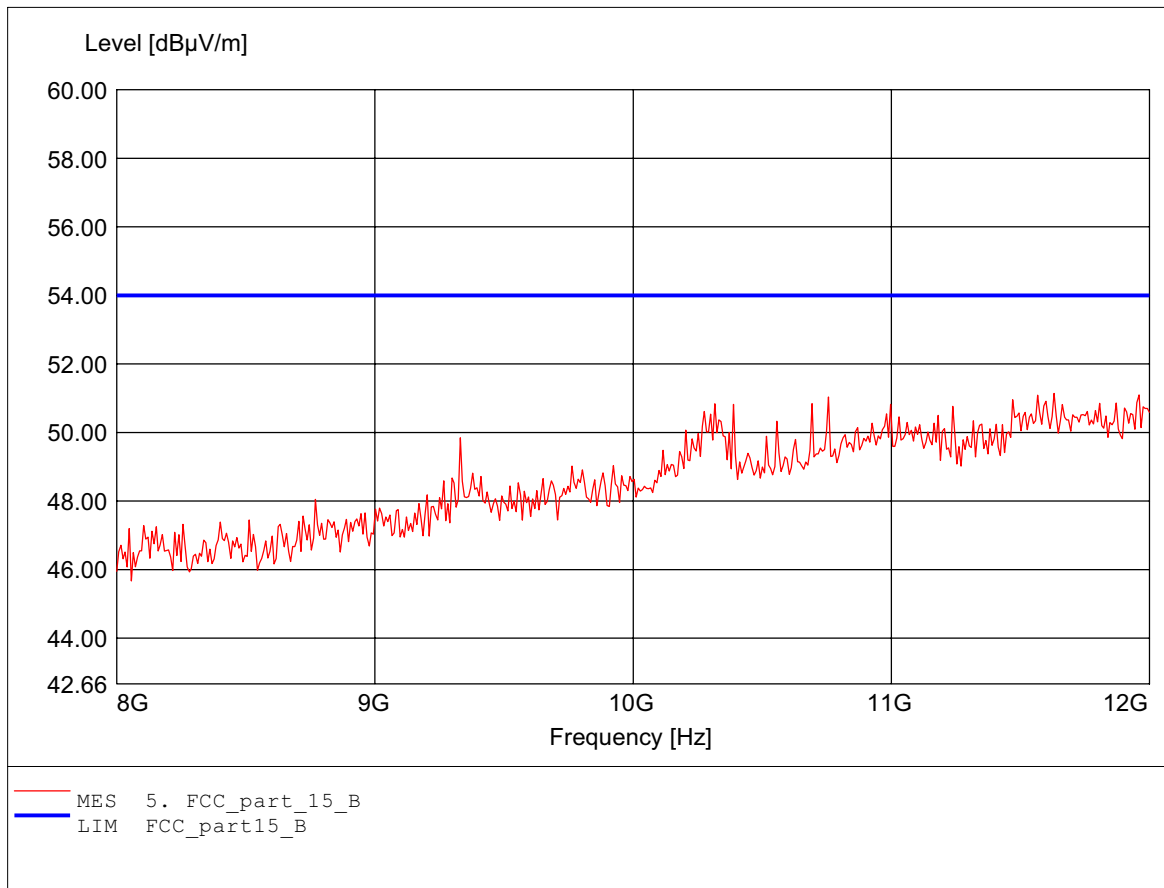
EUT: WIRELESS MINI PCI
MODEL NO.: WM61RL 802.11g middle channel ant.A
Approval Holder: PRO-NETS TECHNOLOGY CORPORATION
Test Site / Operator: ETS / Dennis
Temperature/Voltage: Temp.: 24.4°C/ Unom.: 120 VAC (power on pc)
Test Specification: according to subpart B
Comment 1: Dist.: 3m, Ant.: HL25, ampl.
Freq:11.583GHz Emax:51.14dBμV/m RBW: 1 MHz



Field Strength under normal conditions

FCC RULES PART 15, SUBPART B

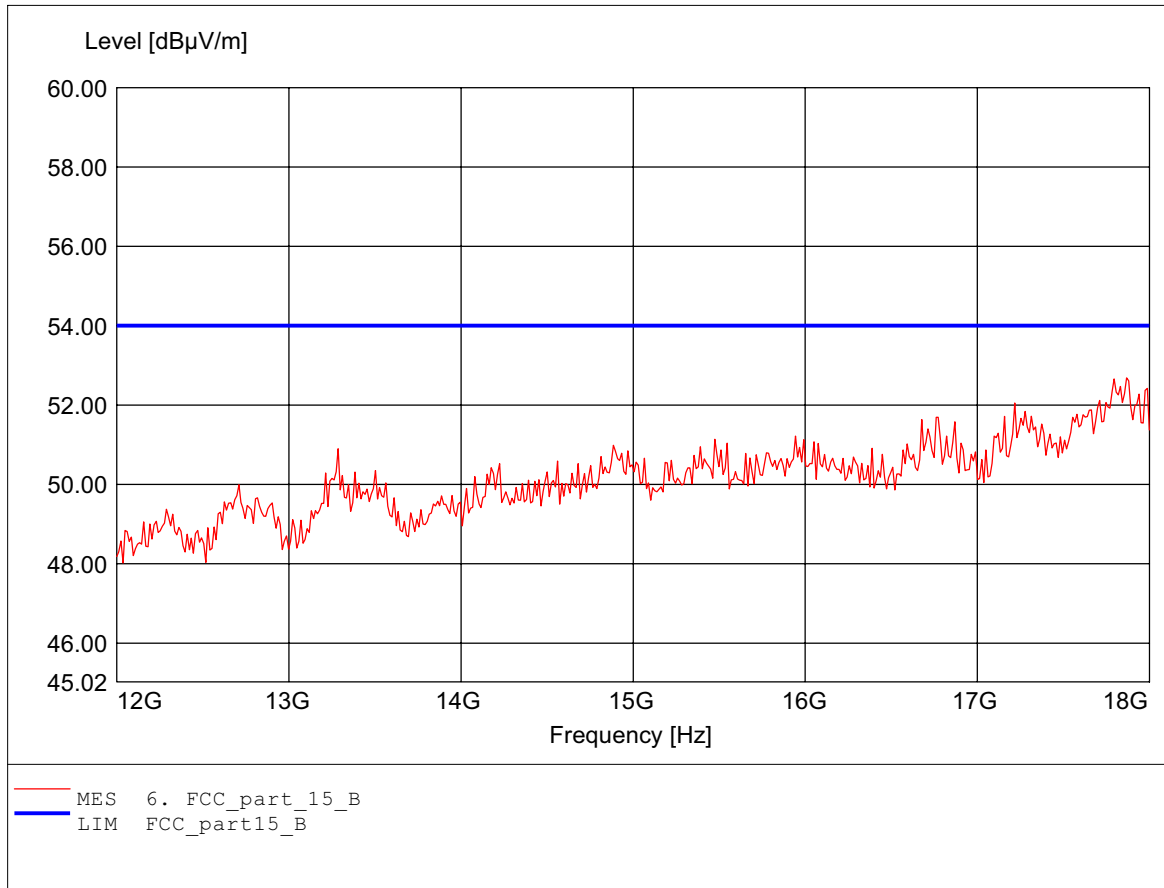
EUT: WIRELESS MINI PCI
MODEL NO.: WM61RL 802.11g middle channel ant.A
Approval Holder: PRO-NETS TECHNOLOGY CORPORATION
Test Site / Operator: ETS / Dennis
Temperature/Voltage: Temp.: 24.4°C/ Unom.: 120 VAC (power on pc)
Test Specification: according to subpart B
Comment 1: Dist.: 3m, Ant.: HL25, ampl.
Freq:11.631GHz Emax:51.14dBμV/m RBW: 1 MHz



Field Strength under normal conditions

FCC RULES PART 15, SUBPART B

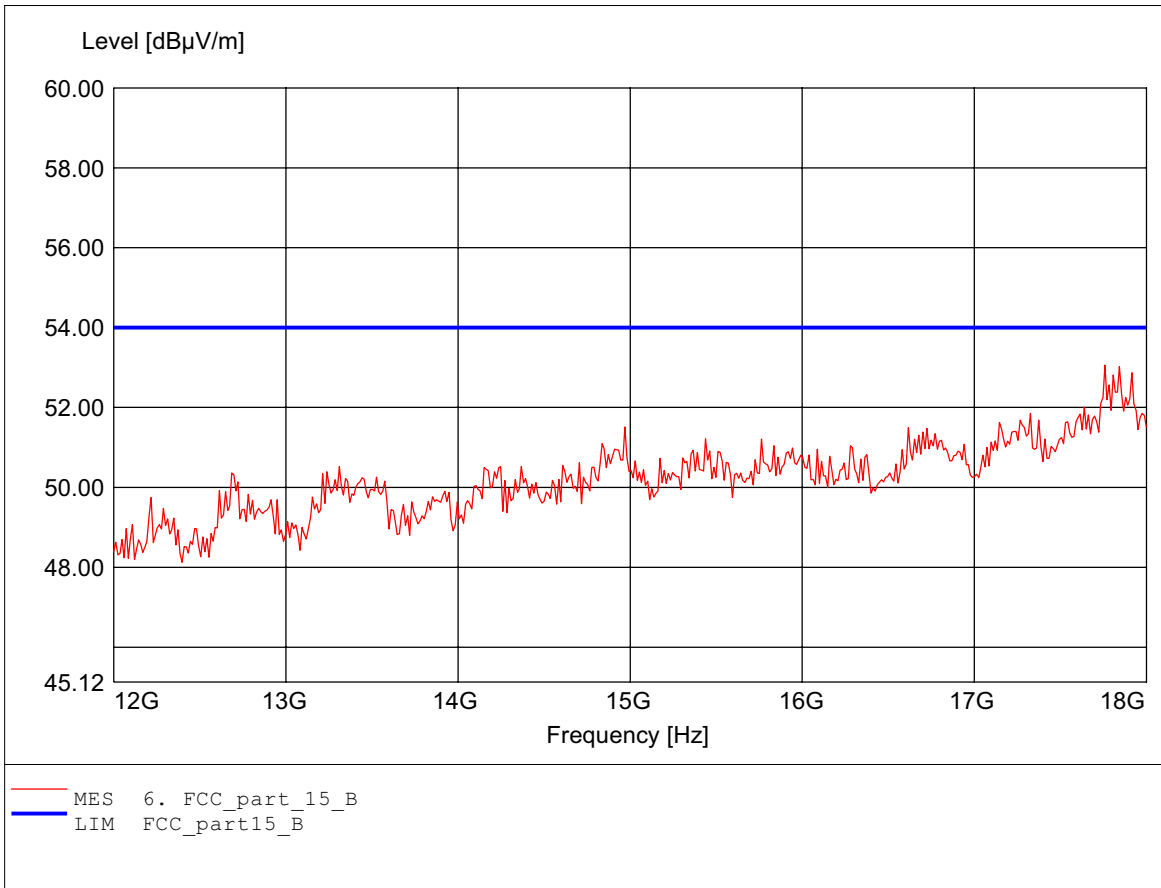
EUT: WIRELESS MINI PCI
MODEL NO.: WM61RL 802.11g middle channel ant.A
Approval Holder: PRO-NETS TECHNOLOGY CORPORATION
Test Site / Operator: ETS / Dennis
Temperature/Voltage: Temp.: 24.4°C/ Unom.: 120 VAC (power on pc)
Test Specification: according to subpart B
Comment 1: Dist.: 3m, Ant.: HL25, ampl.
Freq:17.868GHz Emax:52.68dBμV/m RBW: 1 MHz



Field Strength under normal conditions

FCC RULES PART 15, SUBPART B

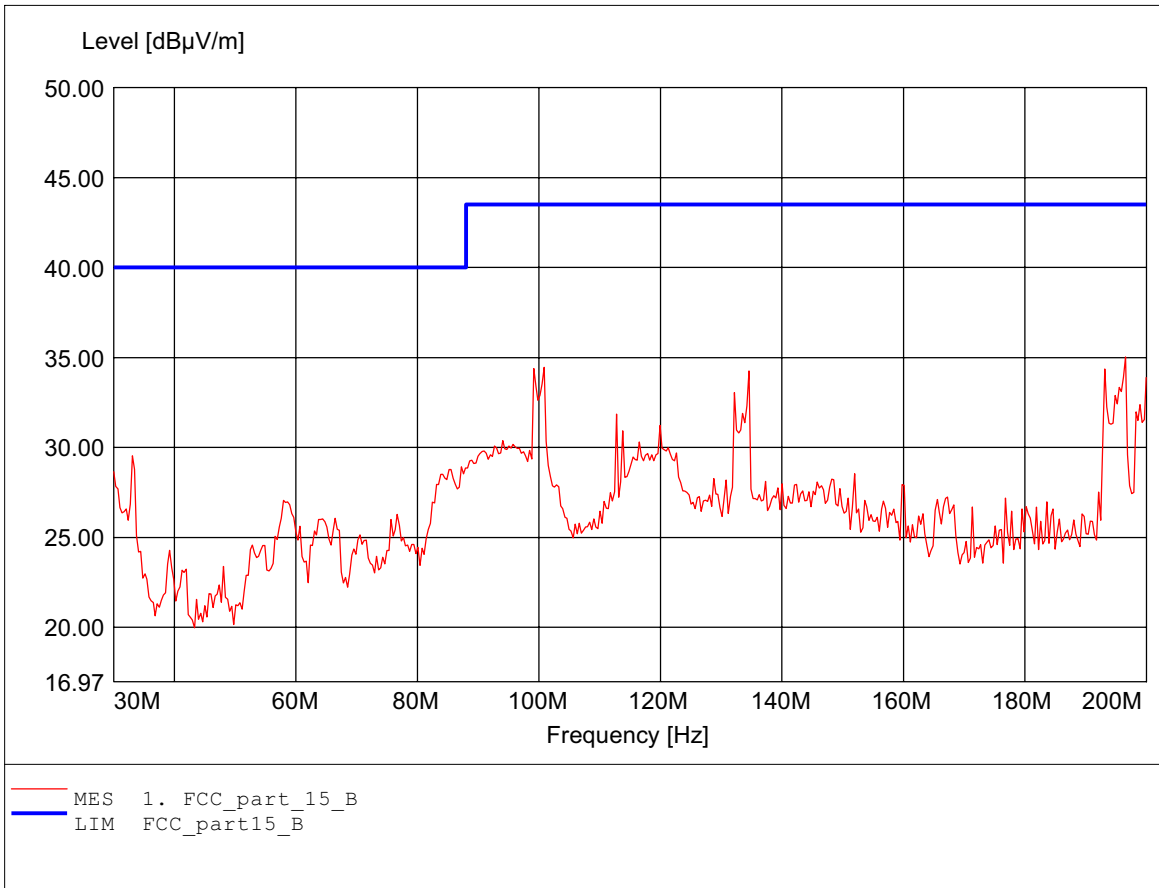
EUT: WIRELESS MINI PCI
MODEL NO.: WM61RL 802.11g middle channel ant.A
Approval Holder: PRO-NETS TECHNOLOGY CORPORATION
Test Site / Operator: ETS / Dennis
Temperature/Voltage: Temp.: 24.4°C/ Unom.: 120 VAC (power on pc)
Test Specification: according to subpart B
Comment 1: Dist.: 3m, Ant.: HL25, ampl.
Freq:17.760GHz Emax:53.06dBµV/m RBW: 1 MHz



Field Strength under normal conditions

FCC RULES PART 15, SUBPART B

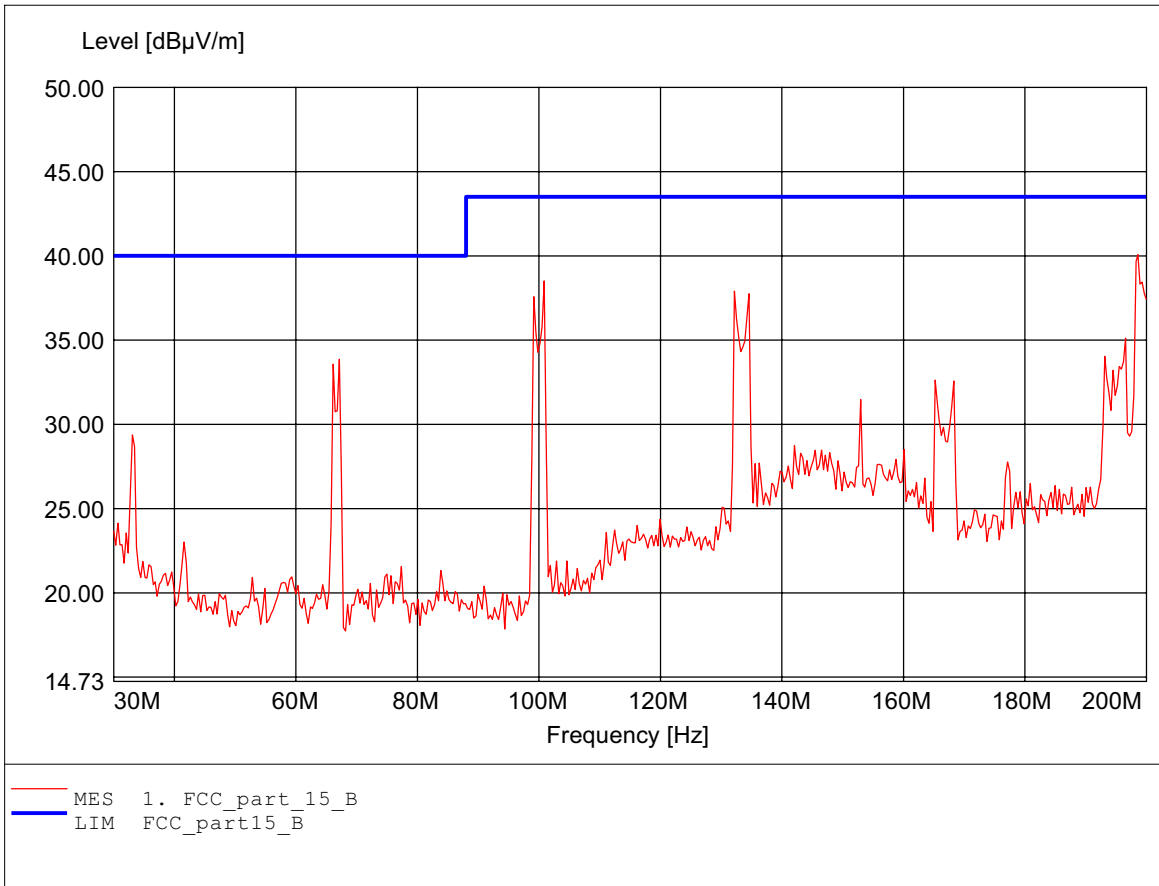
EUT: WIRELESS MINI PCI
MODEL NO.: WM61RL 802.11g high channel ant.A
Approval Holder: PRO-NETS TECHNOLOGY CORPORATION
Test Site / Operator: ETS / Dennis
Temperature/Voltage: Temp.: 24.4°C/ Unom.: 120 VAC (power on pc)
Test Specification: according to subpart B
Comment 1: Dist.: 3m, Ant.: HK 116
Freq:196.593MHz Emax:35.03dBµV/m RBW: 100 kHz



Field Strength under normal conditions

FCC RULES PART 15, SUBPART B

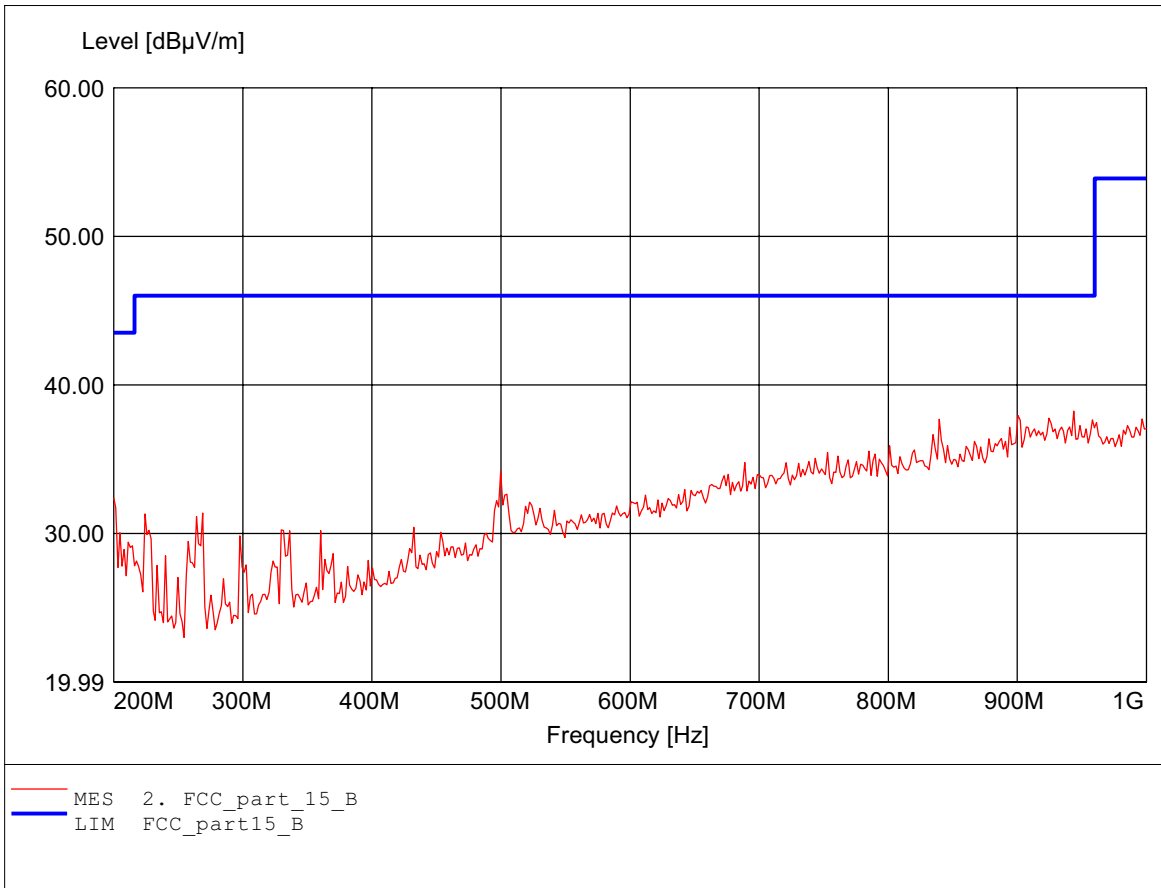
EUT: WIRELESS MINI PCI
MODEL NO.: WM61RL 802.11g high channel ant.A
Approval Holder: PRO-NETS TECHNOLOGY CORPORATION
Test Site / Operator: ETS / Dennis
Temperature/Voltage: Temp.: 24.4°C/ Unom.: 120 VAC (power on pc)
Test Specification: according to subpart B
Comment 1: Dist.: 3m, Ant.: HK 116
Freq:198.637MHz Emax:40.07dBµV/m RBW: 100 kHz



Field Strength under normal conditions

FCC RULES PART 15, SUBPART B

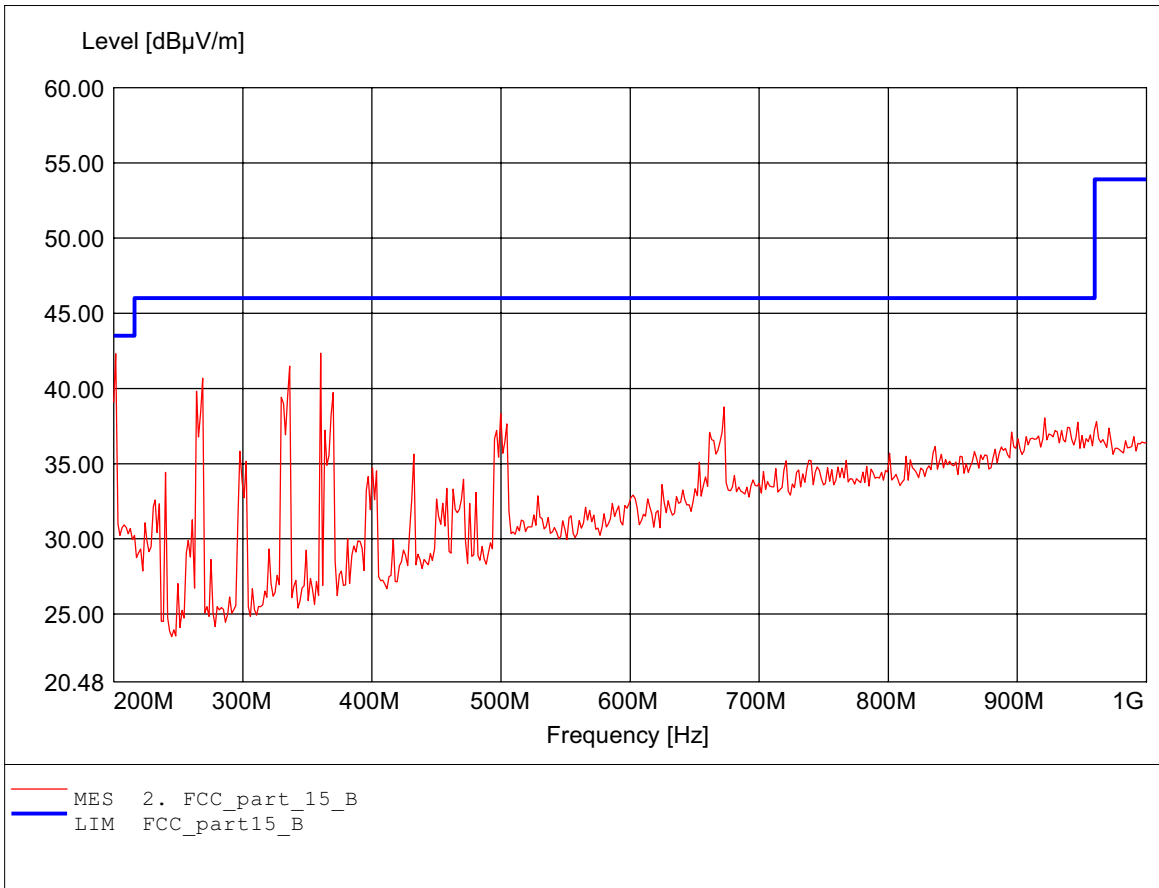
EUT: WIRELESS MINI PCI
MODEL NO.: WM61RL 802.11g high channel ant.A
Approval Holder: PRO-NETS TECHNOLOGY CORPORATION
Test Site / Operator: ETS / Dennis
Temperature/Voltage: Temp.: 24.4°C/ Unom.: 120 VAC (power on pc)
Test Specification: according to subpart B
Comment 1: Dist.: 3m, Ant.: HL 223, ampl.
Freq:943.888MHz Emax:38.24dBμV/m RBW: 100 kHz



Field Strength under normal conditions

FCC RULES PART 15, SUBPART B

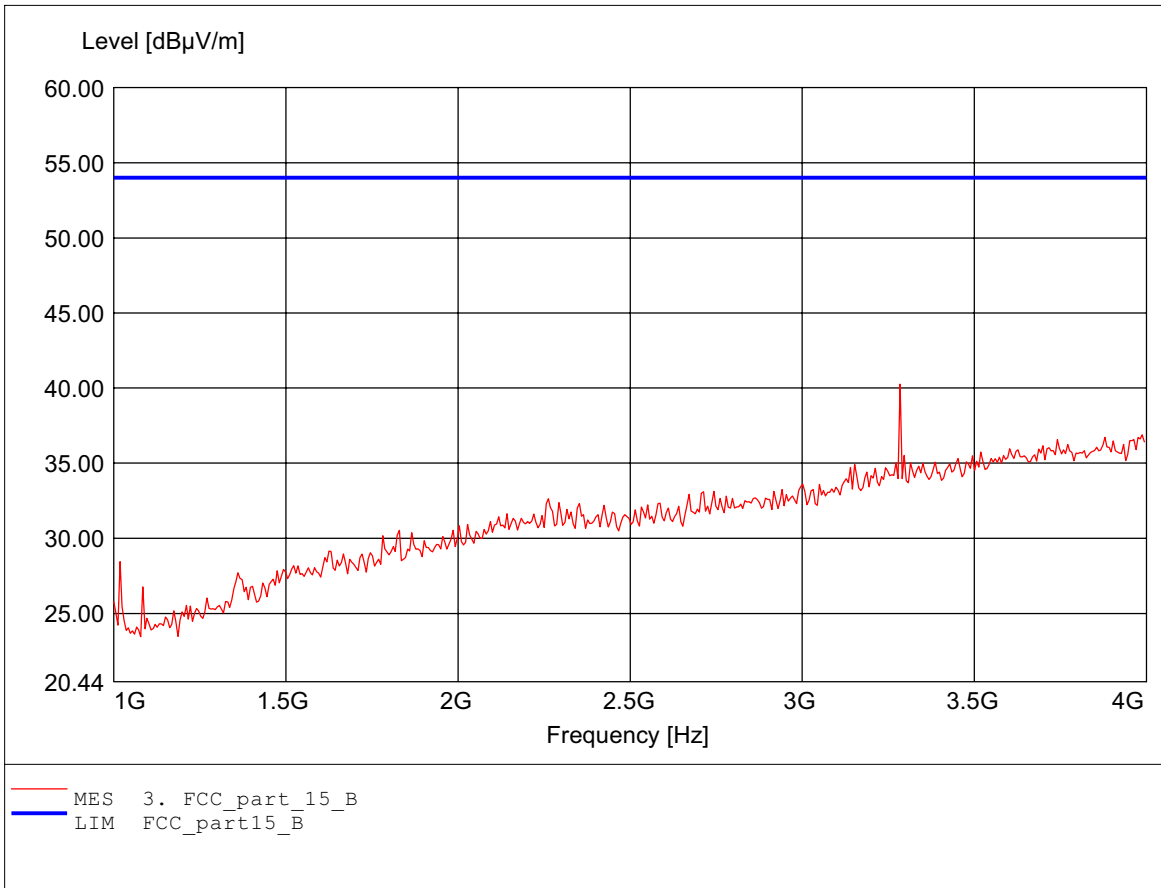
EUT: WIRELESS MINI PCI
MODEL NO.: WM61RL 802.11g high channel ant.A
Approval Holder: PRO-NETS TECHNOLOGY CORPORATION
Test Site / Operator: ETS / Dennis
Temperature/Voltage: Temp.: 24.4°C/ Unom.: 120 VAC (power on pc)
Test Specification: according to subpart B
Comment 1: Dist.: 3m, Ant.: HL 223, ampl.
Freq:360.321MHz Emax:42.35dBμV/m RBW: 100 kHz



Field Strength under normal conditions

FCC RULES PART 15, SUBPART B

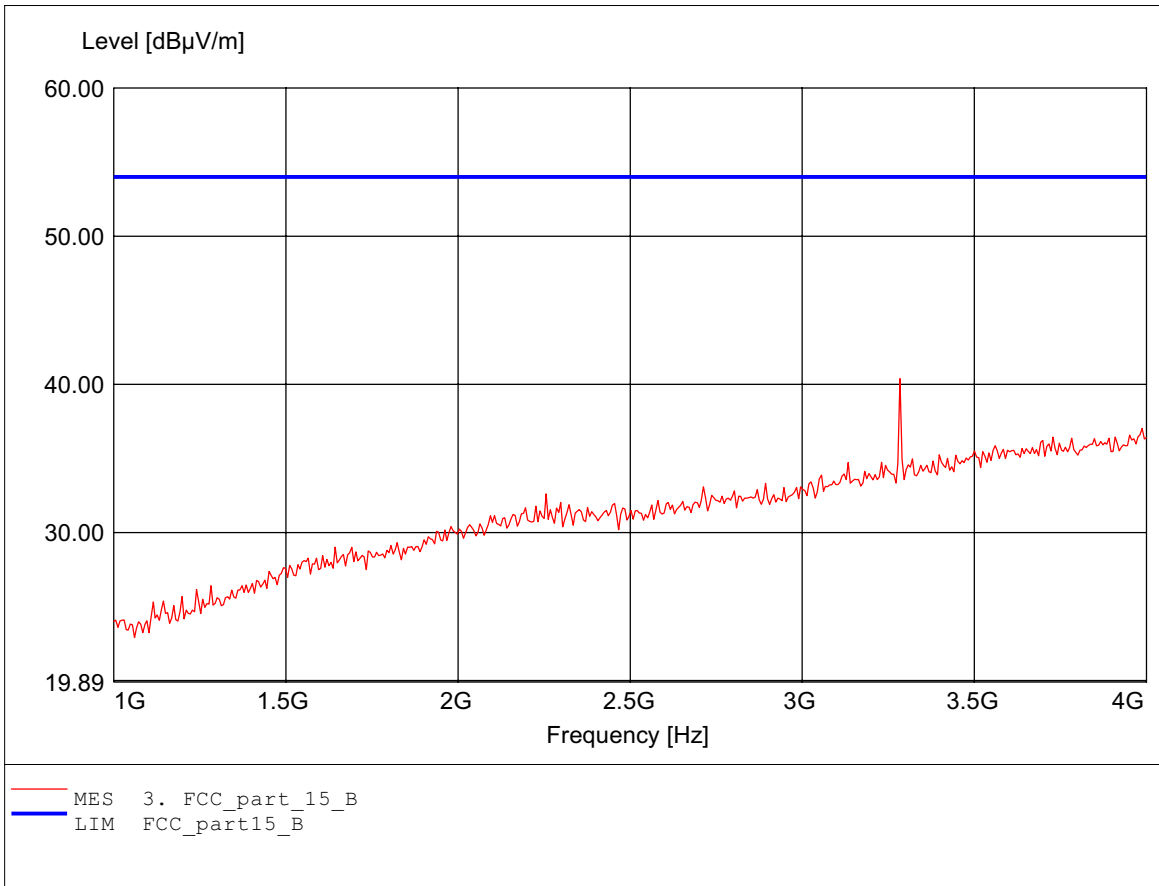
EUT: WIRELESS MINI PCI
MODEL NO.: WM61RL 802.11g high channel ant.A
Approval Holder: PRO-NETS TECHNOLOGY CORPORATION
Test Site / Operator: ETS / Dennis
Temperature/Voltage: Temp.: 24.4°C/ Unom.: 120 VAC (power on pc)
Test Specification: according to subpart B
Comment 1: Dist.: 3m, Ant.: HL25, ampl.
Freq:3.285GHz Emax:40.26dBμV/m RBW: 1 MHz



Field Strength under normal conditions

FCC RULES PART 15, SUBPART B

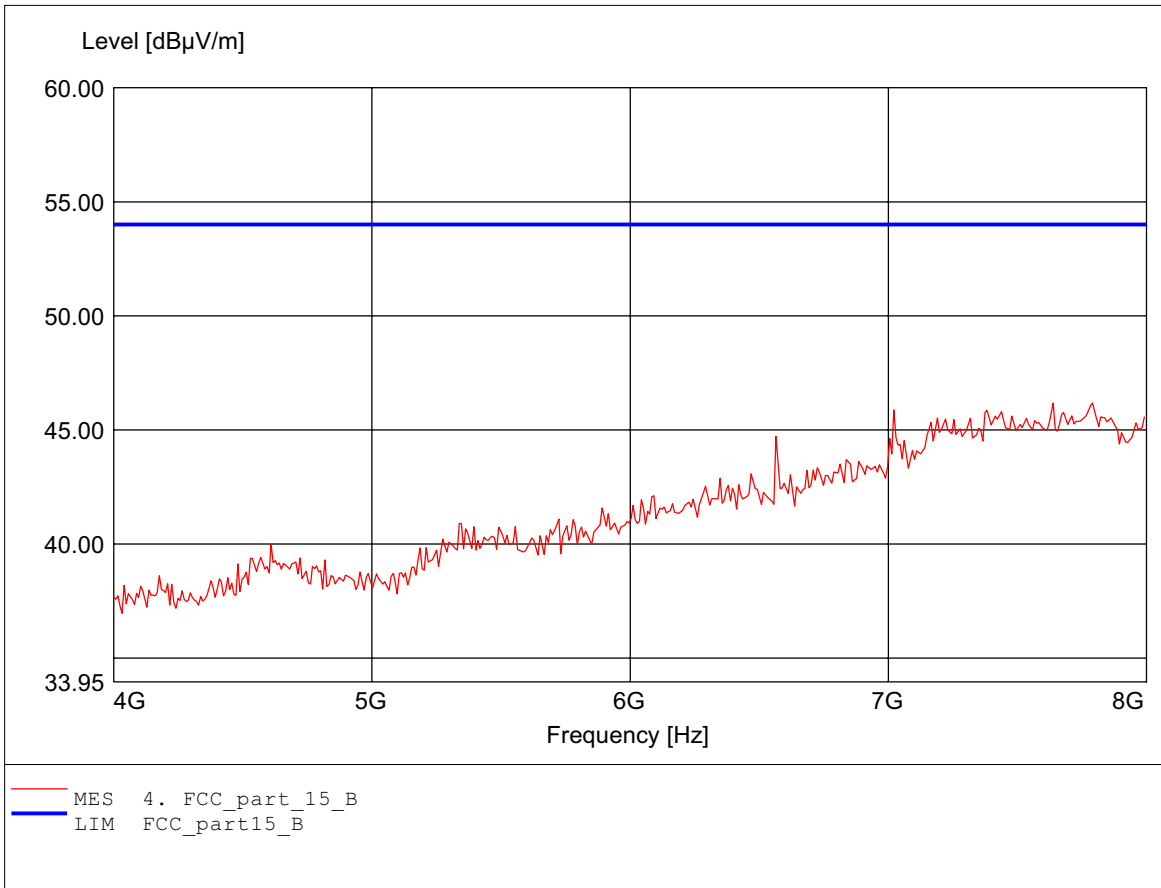
EUT: WIRELESS MINI PCI
MODEL NO.: WM61RL 802.11g high channel ant.A
Approval Holder: PRO-NETS TECHNOLOGY CORPORATION
Test Site / Operator: ETS / Dennis
Temperature/Voltage: Temp.: 24.4°C/ Unom.: 120 VAC (power on pc)
Test Specification: according to subpart B
Comment 1: Dist.: 3m, Ant.: HL25, ampl.
Freq:3.285GHz Emax:40.38dBμV/m RBW: 1 MHz



Field Strength under normal conditions

FCC RULES PART 15, SUBPART B

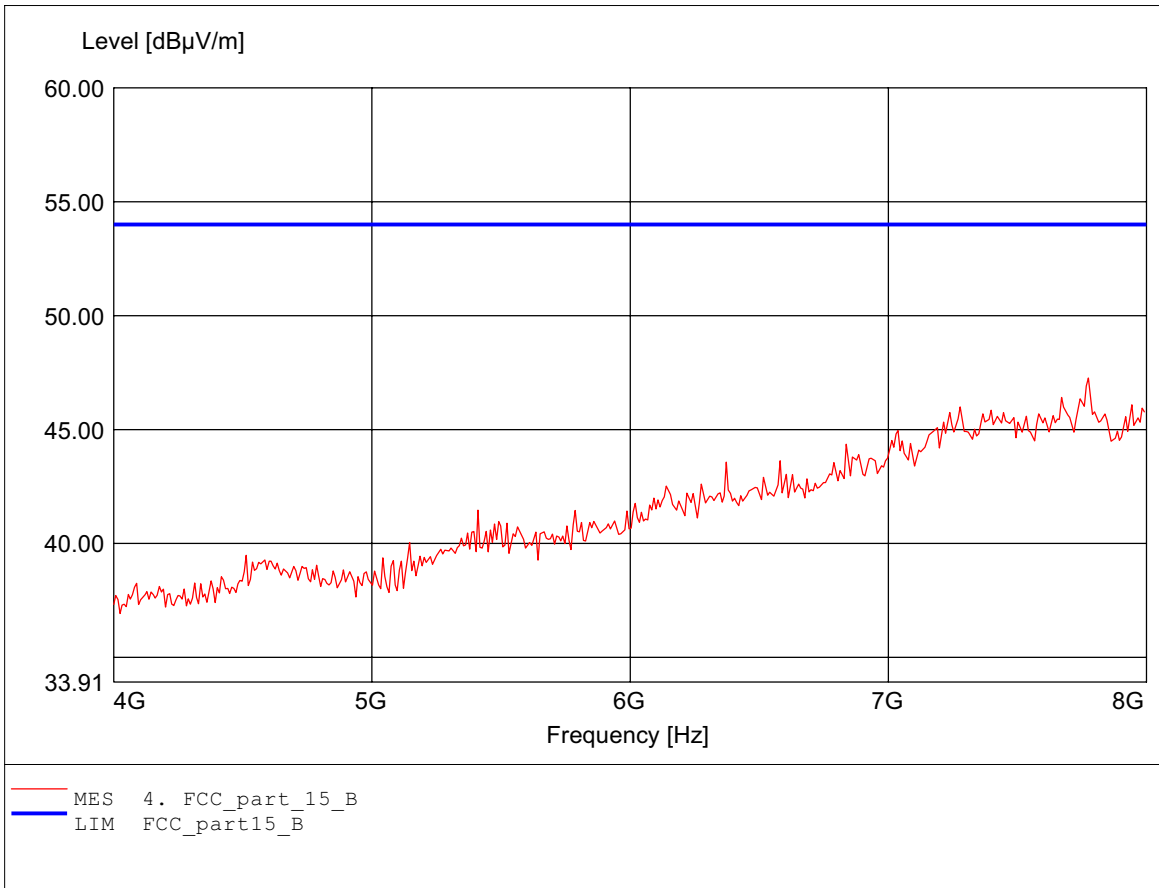
EUT: WIRELESS MINI PCI
MODEL NO.: WM61RL 802.11g high channel ant.A
Approval Holder: PRO-NETS TECHNOLOGY CORPORATION
Test Site / Operator: ETS / Dennis
Temperature/Voltage: Temp.: 24.4°C/ Unom.: 120 VAC (power on pc)
Test Specification: according to subpart B
Comment 1: Dist.: 3m, Ant.: HL25, ampl.
Freq:7.792GHz Emax:46.18dBμV/m RBW: 1 MHz



Field Strength under normal conditions

FCC RULES PART 15, SUBPART B

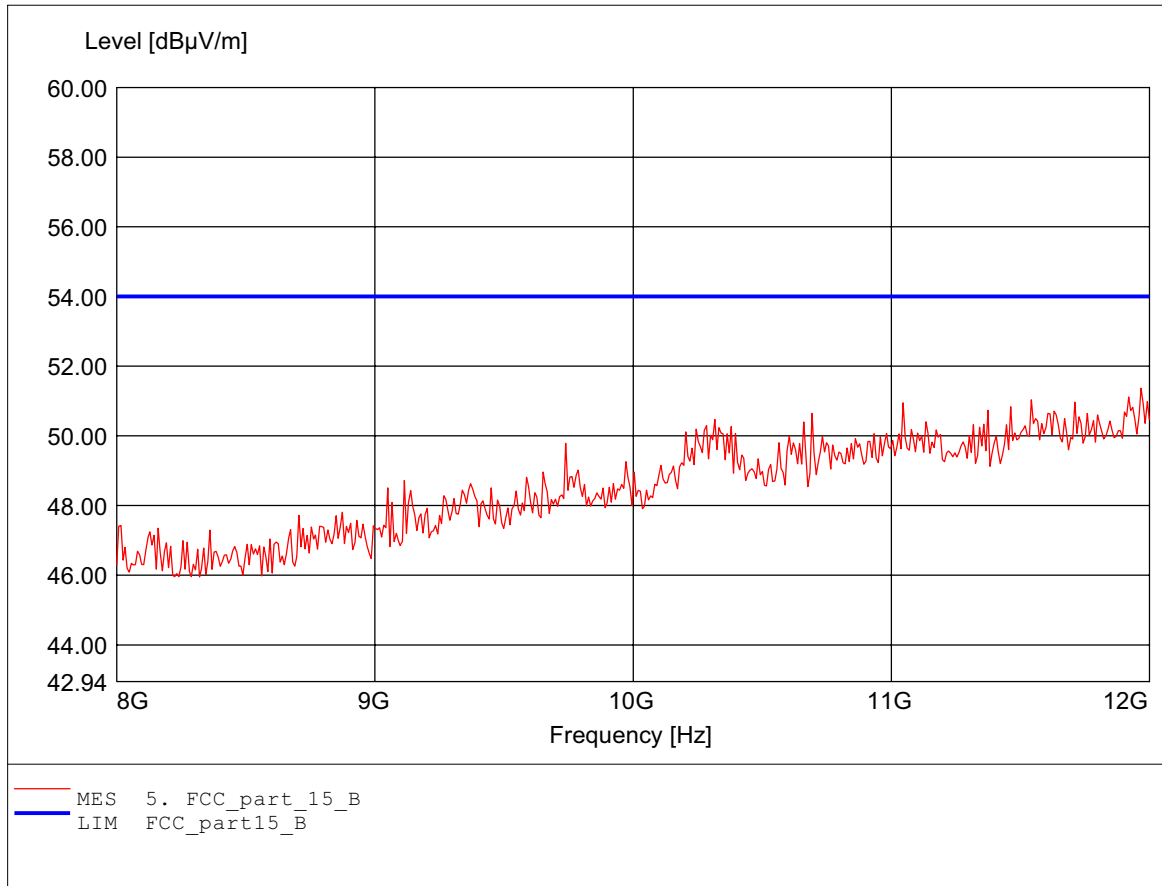
EUT: WIRELESS MINI PCI
MODEL NO.: WM61RL 802.11g high channel ant.A
Approval Holder: PRO-NETS TECHNOLOGY CORPORATION
Test Site / Operator: ETS / Dennis
Temperature/Voltage: Temp.: 24.4°C/ Unom.: 120 VAC (power on pc)
Test Specification: according to subpart B
Comment 1: Dist.: 3m, Ant.: HL25, ampl.
Freq:7.776GHz Emax:47.25dBμV/m RBW: 1 MHz



Field Strength under normal conditions

FCC RULES PART 15, SUBPART B

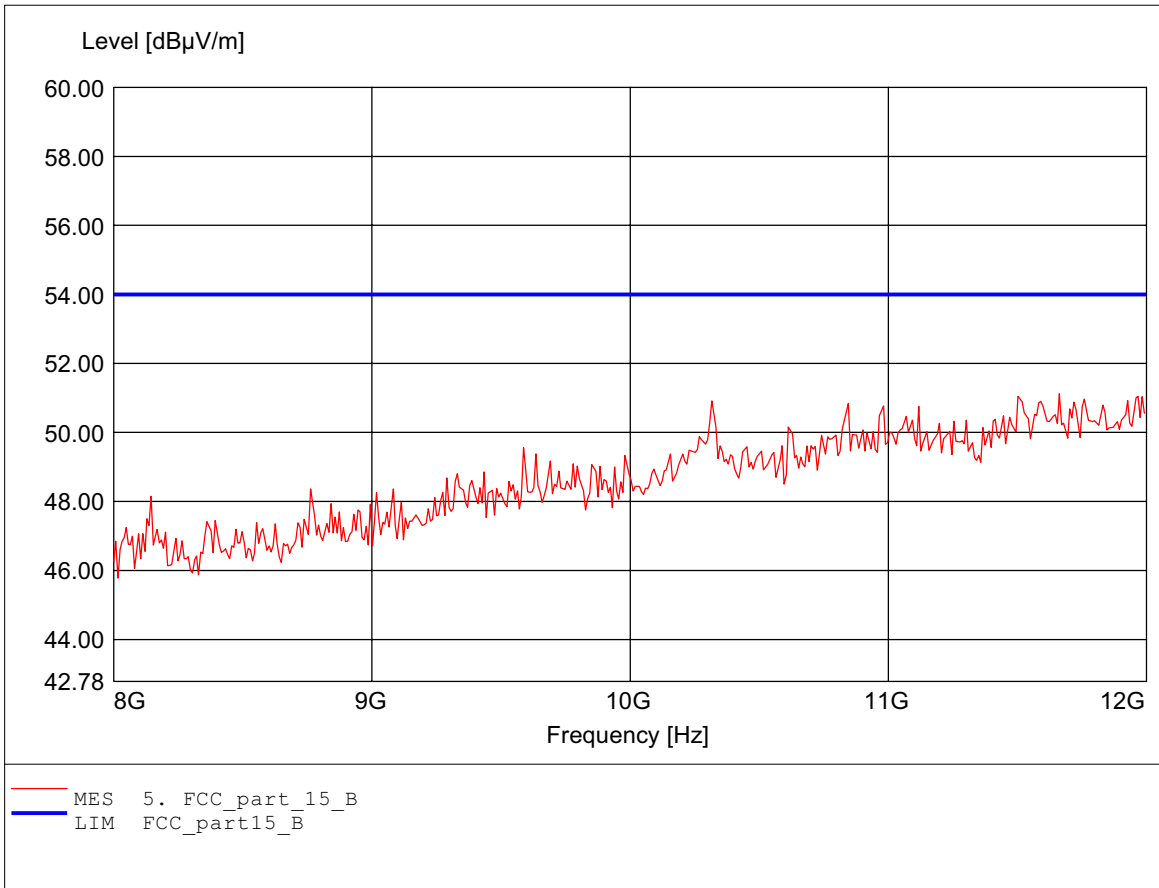
EUT: WIRELESS MINI PCI
MODEL NO.: WM61RL 802.11g high channel ant.A
Approval Holder: PRO-NETS TECHNOLOGY CORPORATION
Test Site / Operator: ETS / Dennis
Temperature/Voltage: Temp.: 24.4°C/ Unom.: 120 VAC (power on pc)
Test Specification: according to subpart B
Comment 1: Dist.: 3m, Ant.: HL25, ampl.
Freq:11.968GHz Emax:51.36dBμV/m RBW: 1 MHz



Field Strength under normal conditions

FCC RULES PART 15, SUBPART B

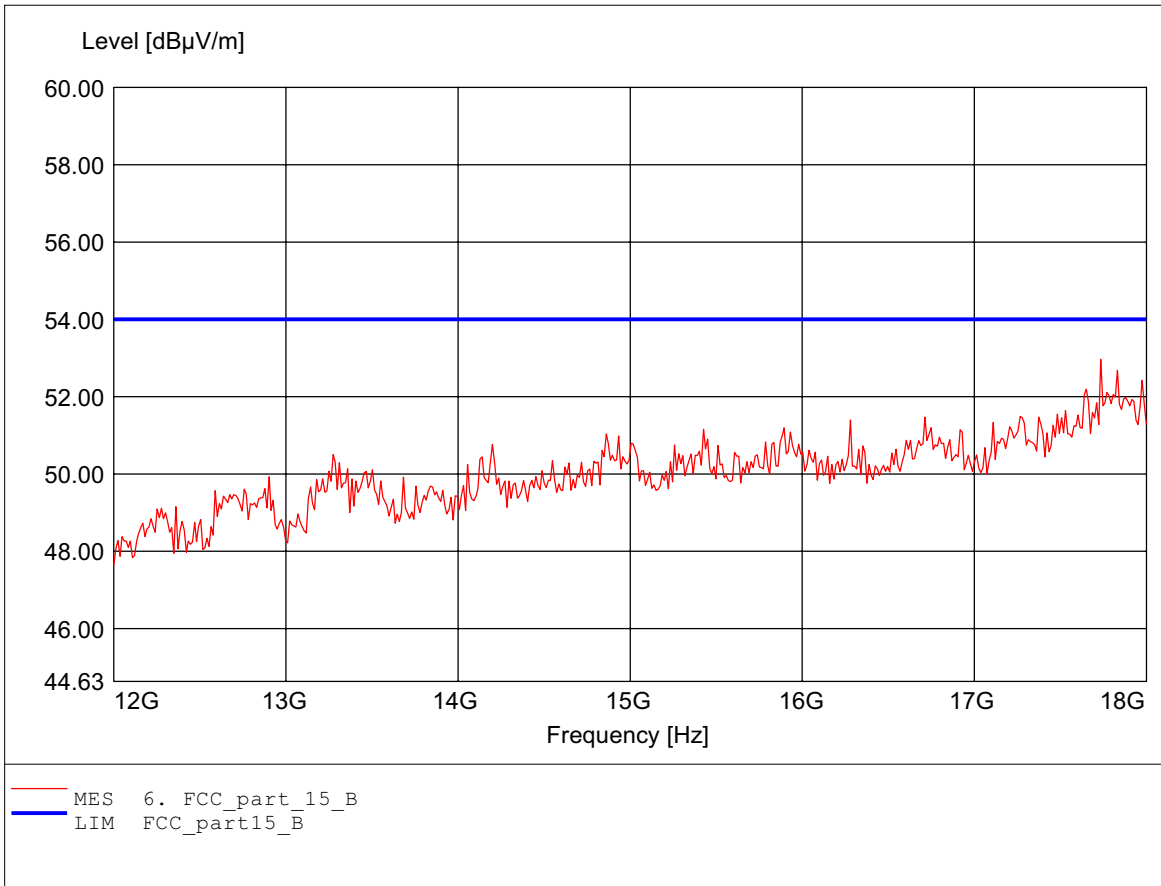
EUT: WIRELESS MINI PCI
MODEL NO.: WM61RL 802.11g high channel ant.A
Approval Holder: PRO-NETS TECHNOLOGY CORPORATION
Test Site / Operator: ETS / Dennis
Temperature/Voltage: Temp.: 24.4°C/ Unom.: 120 VAC (power on pc)
Test Specification: according to subpart B
Comment 1: Dist.: 3m, Ant.: HL25, ampl.
Freq:11.663GHz Emax:51.12dBμV/m RBW: 1 MHz



Field Strength under normal conditions

FCC RULES PART 15, SUBPART B

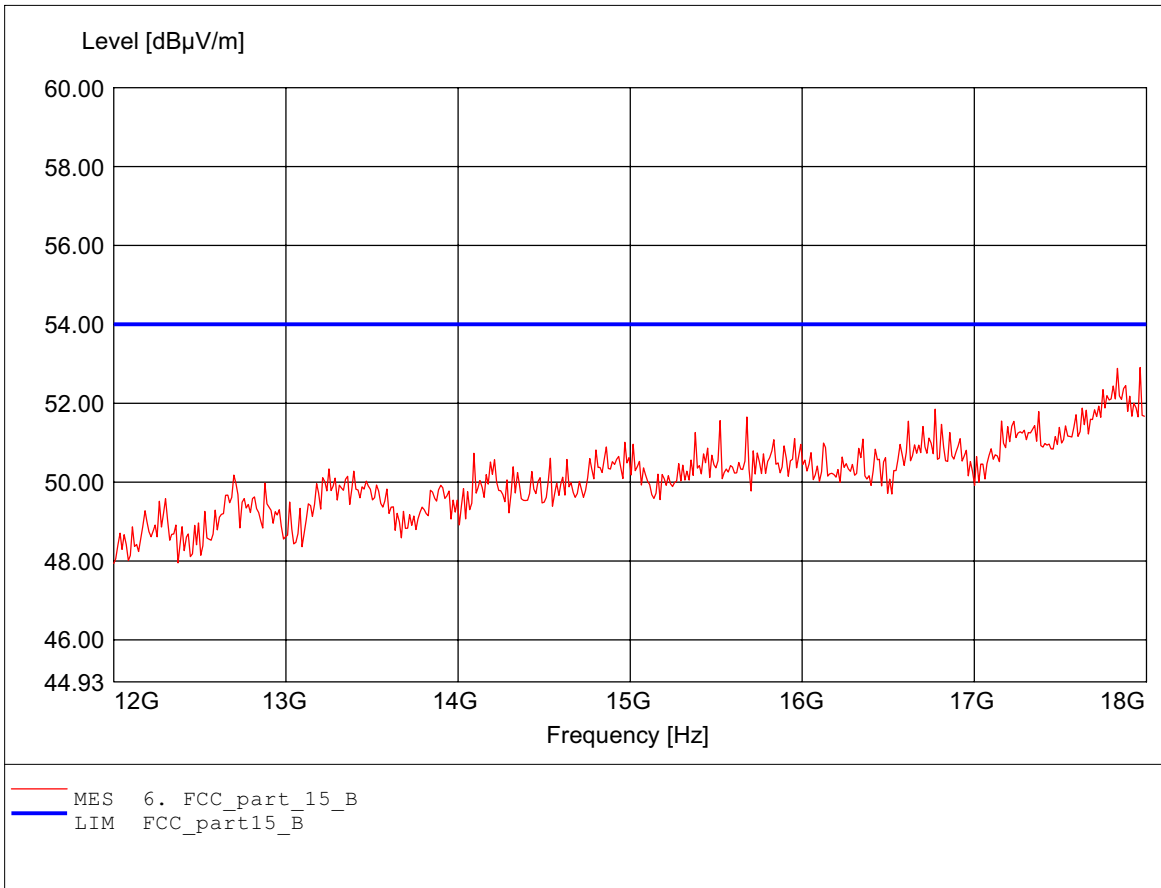
EUT: WIRELESS MINI PCI
MODEL NO.: WM61RL 802.11g high channel ant.A
Approval Holder: PRO-NETS TECHNOLOGY CORPORATION
Test Site / Operator: ETS / Dennis
Temperature/Voltage: Temp.: 24.4°C/ Unom.: 120 VAC (power on pc)
Test Specification: according to subpart B
Comment 1: Dist.: 3m, Ant.: HL25, ampl.
Freq:17.735GHz Emax:52.96dBμV/m RBW: 1 MHz



Field Strength under normal conditions

FCC RULES PART 15, SUBPART B

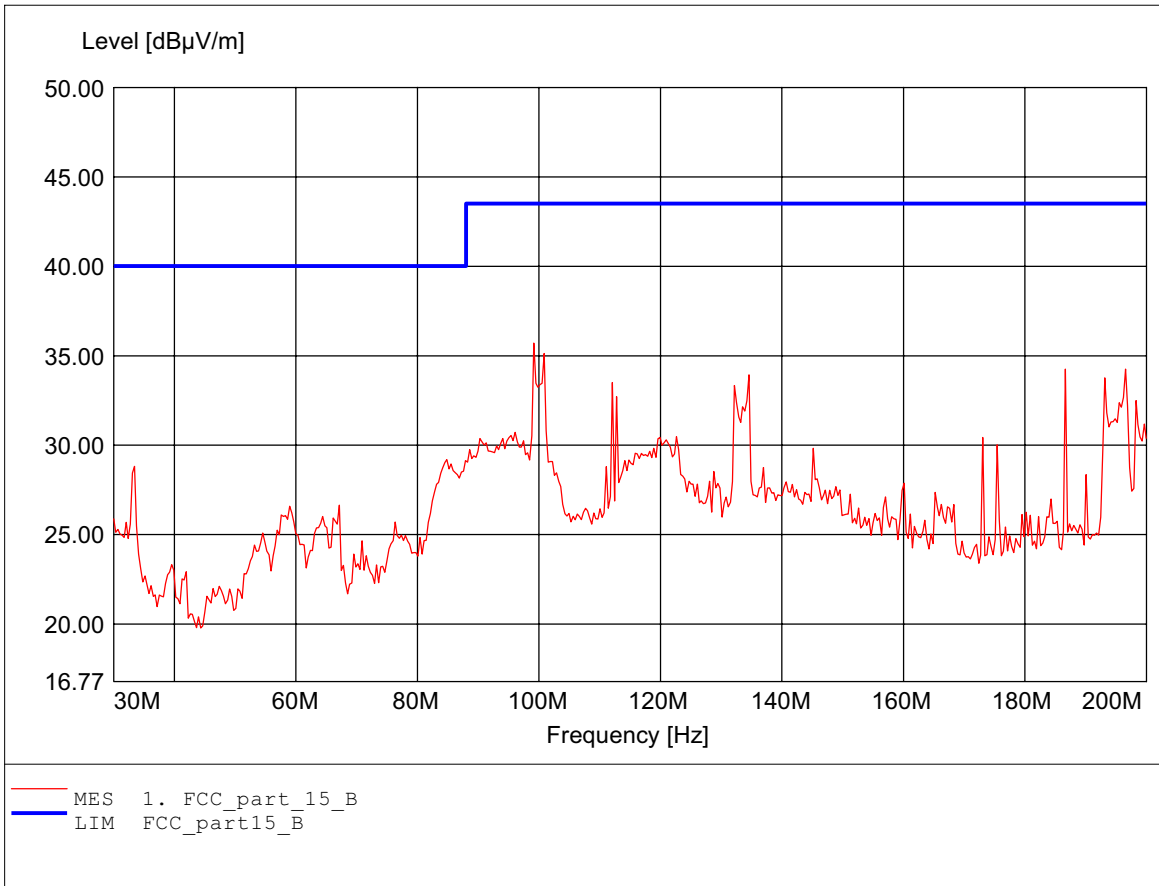
EUT: WIRELESS MINI PCI
MODEL NO.: WM61RL 802.11g high channel ant.A
Approval Holder: PRO-NETS TECHNOLOGY CORPORATION
Test Site / Operator: ETS / Dennis
Temperature/Voltage: Temp.: 24.4°C/ Unom.: 120 VAC (power on pc)
Test Specification: according to subpart B
Comment 1: Dist.: 3m, Ant.: HL25, ampl.
Freq:17.964GHz Emax:52.90dBμV/m RBW: 1 MHz



Field Strength under normal conditions

FCC RULES PART 15, SUBPART B

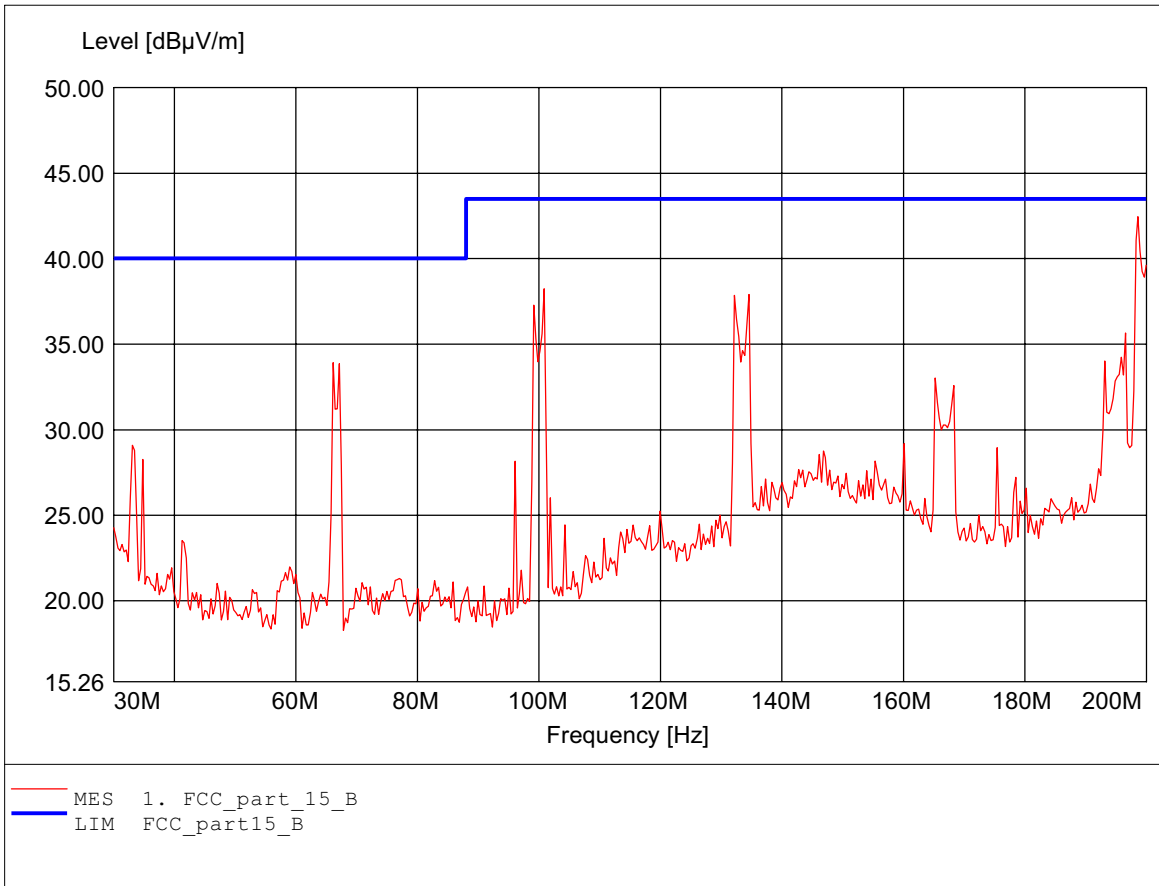
EUT: WIRELESS MINI PCI
MODEL NO.: WM61RL 802.11g low channel ant.B
Approval Holder: PRO-NETS TECHNOLOGY CORPORATION
Test Site / Operator: ETS / Dennis
Temperature/Voltage: Temp.: 24.4°C/ Unom.: 120 VAC (power on pc)
Test Specification: according to subpart B
Comment 1: Dist.: 3m, Ant.: HK 116
Freq:99.158MHz Emax:35.71dBμV/m RBW: 100 kHz



Field Strength under normal conditions

FCC RULES PART 15, SUBPART B

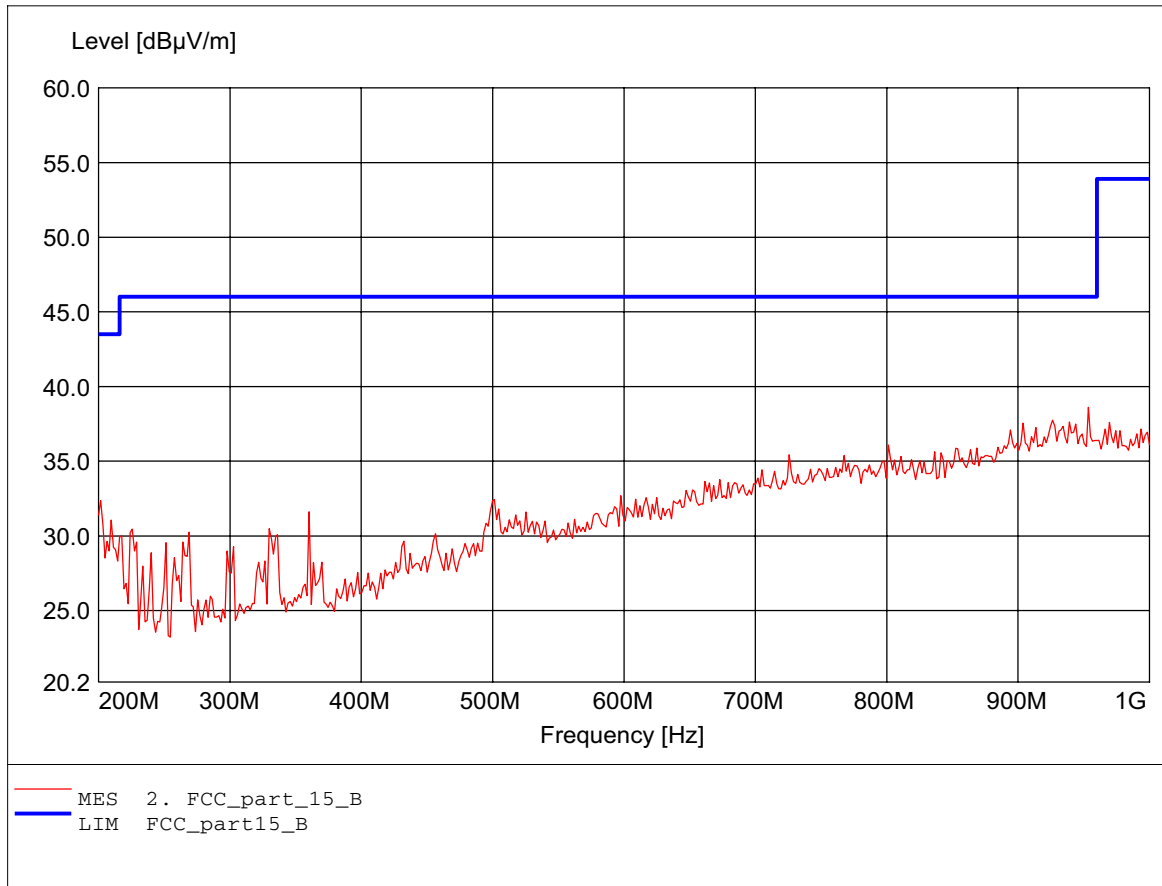
EUT: WIRELESS MINI PCI
MODEL NO.: WM61RL 802.11g low channel ant.B
Approval Holder: PRO-NETS TECHNOLOGY CORPORATION
Test Site / Operator: ETS / Dennis
Temperature/Voltage: Temp.: 24.4°C/ Unom.: 120 VAC (power on pc)
Test Specification: according to subpart B
Comment 1: Dist.: 3m, Ant.: HK 116
Freq:198.637MHz Emax:42.45dB μ V/m RBW: 100 kHz



Field Strength under normal conditions

FCC RULES PART 15, SUBPART B

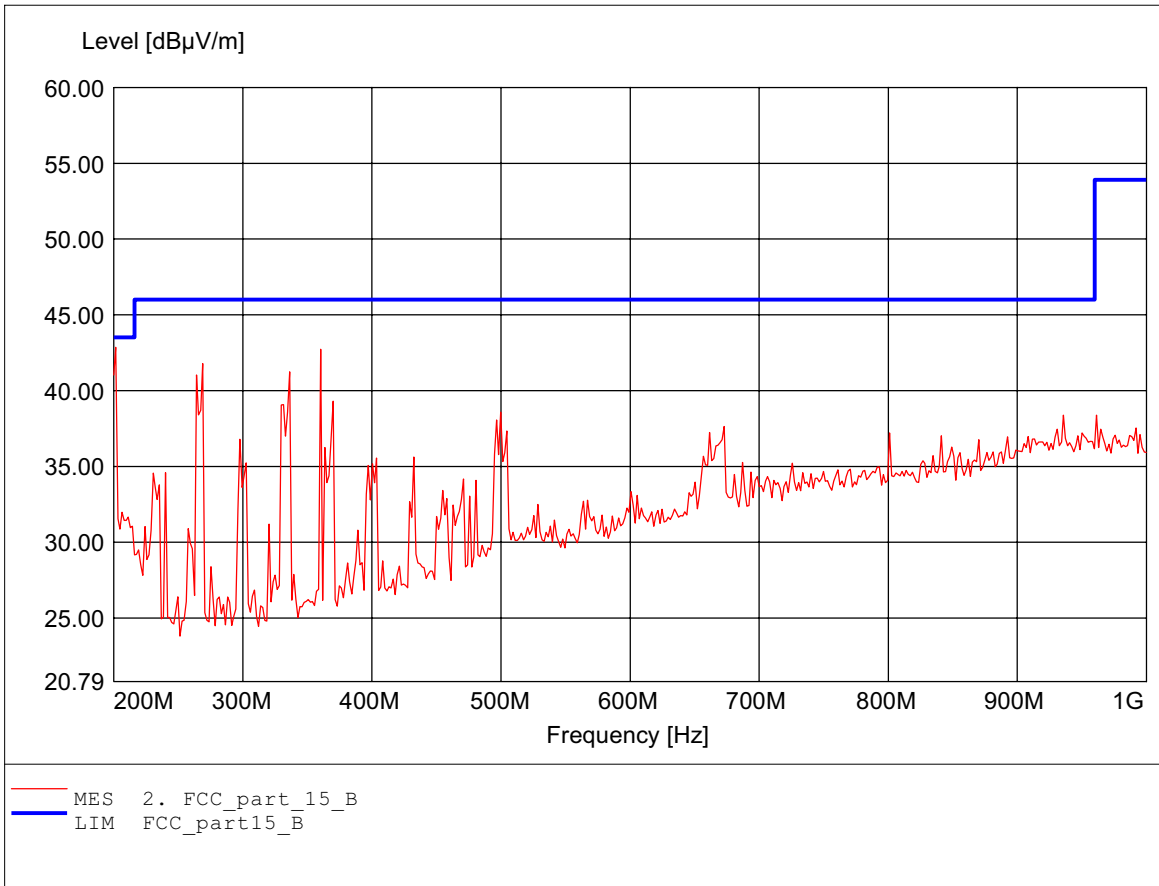
EUT: WIRELESS MINI PCI
MODEL NO.: WM61RL 802.11g low channel ant.B
Approval Holder: PRO-NETS TECHNOLOGY CORPORATION
Test Site / Operator: ETS / Dennis
Temperature/Voltage: Temp.: 24.4°C/ Unom.: 120 VAC (power on pc)
Test Specification: according to subpart B
Comment 1: Dist.: 3m, Ant.: HL 223, ampl.
Freq:953.507MHz Emax:38.61dBµV/m RBW: 100 kHz



Field Strength under normal conditions

FCC RULES PART 15, SUBPART B

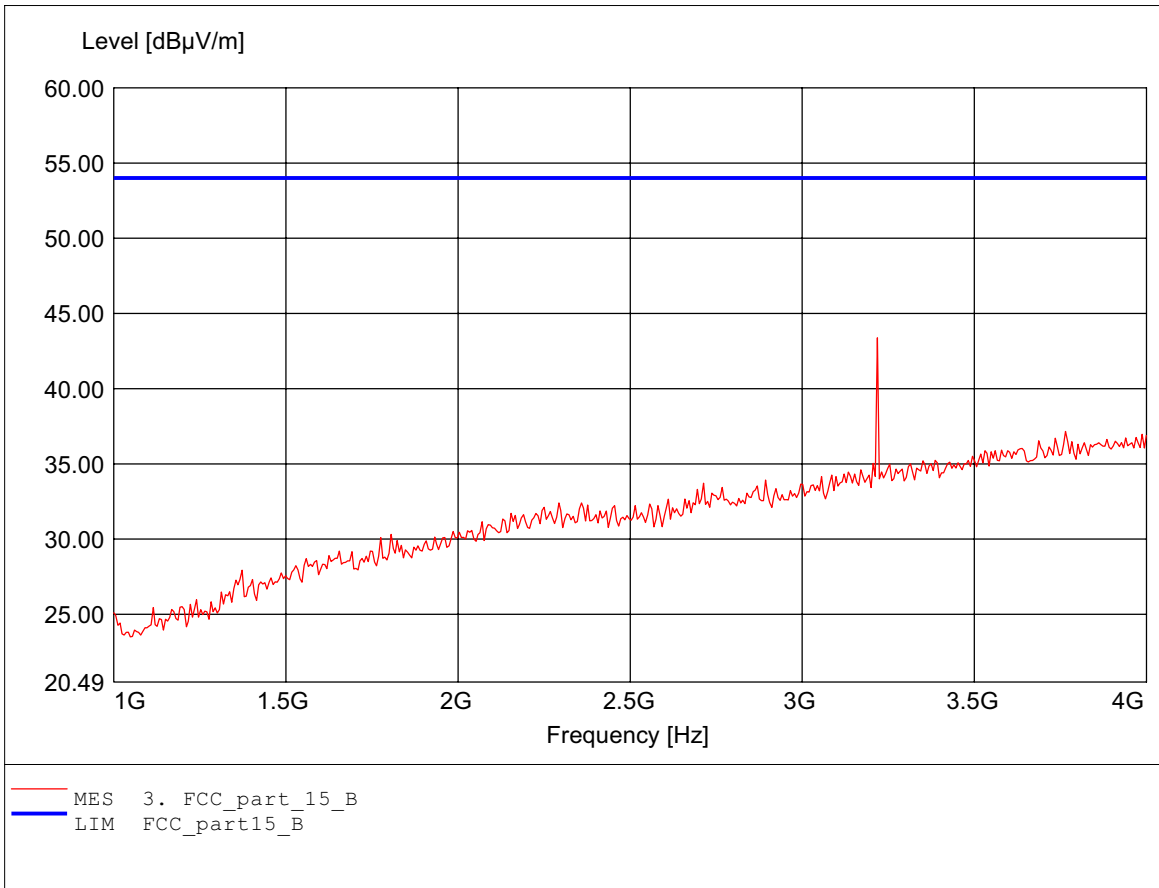
EUT: WIRELESS MINI PCI
MODEL NO.: WM61RL 802.11g low channel ant.B
Approval Holder: PRO-NETS TECHNOLOGY CORPORATION
Test Site / Operator: ETS / Dennis
Temperature/Voltage: Temp.: 24.4°C/ Unom.: 120 VAC (power on pc)
Test Specification: according to subpart B
Comment 1: Dist.: 3m, Ant.: HL 223, ampl.
Freq:201.603MHz Emax:42.85dBμV/m RBW: 100 kHz



Field Strength under normal conditions

FCC RULES PART 15, SUBPART B

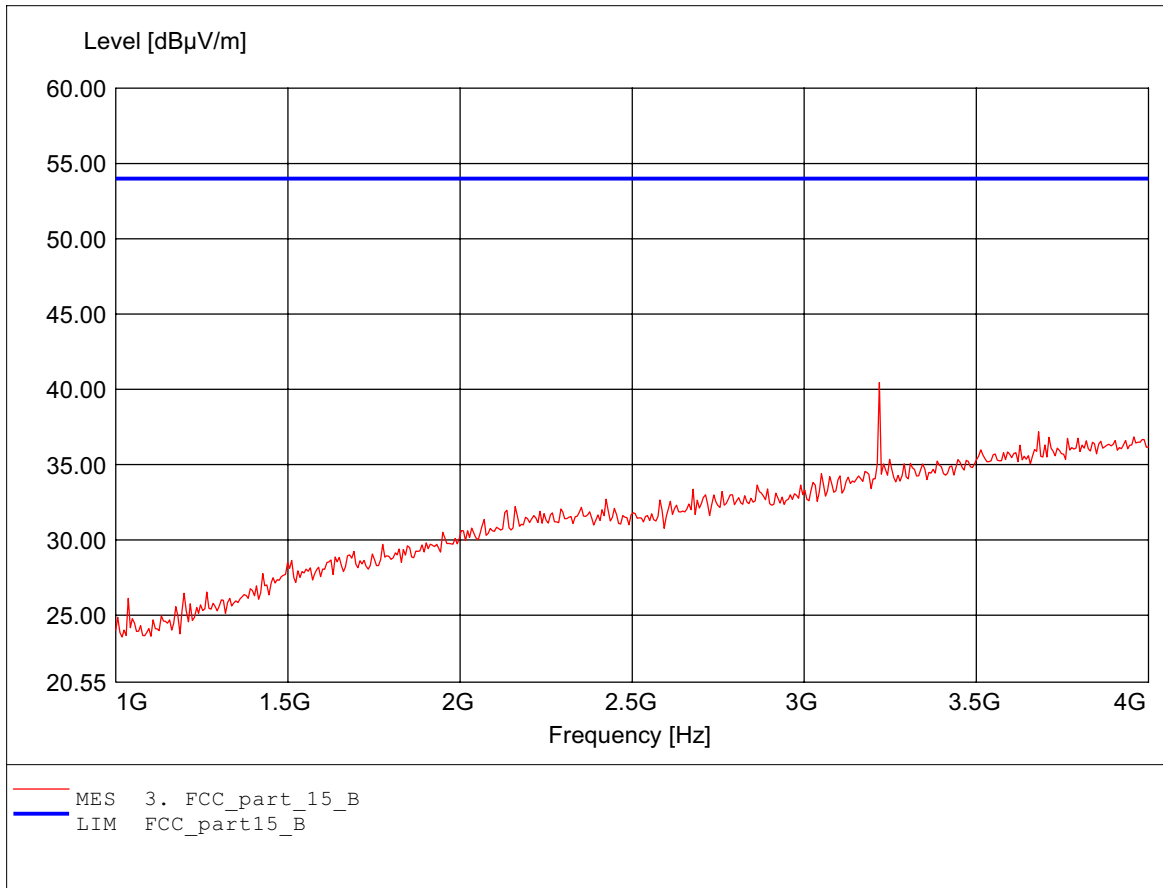
EUT: WIRELESS MINI PCI
MODEL NO.: WM61RL 802.11g low channel ant.B
Approval Holder: PRO-NETS TECHNOLOGY CORPORATION
Test Site / Operator: ETS / Dennis
Temperature/Voltage: Temp.: 24.4°C/ Unom.: 120 VAC (power on pc)
Test Specification: according to subpart B
Comment 1: Dist.: 3m, Ant.: HL25, ampl.
Freq:3.218GHz Emax:43.38dBμV/m RBW: 1 MHz



Field Strength under normal conditions

FCC RULES PART 15, SUBPART B

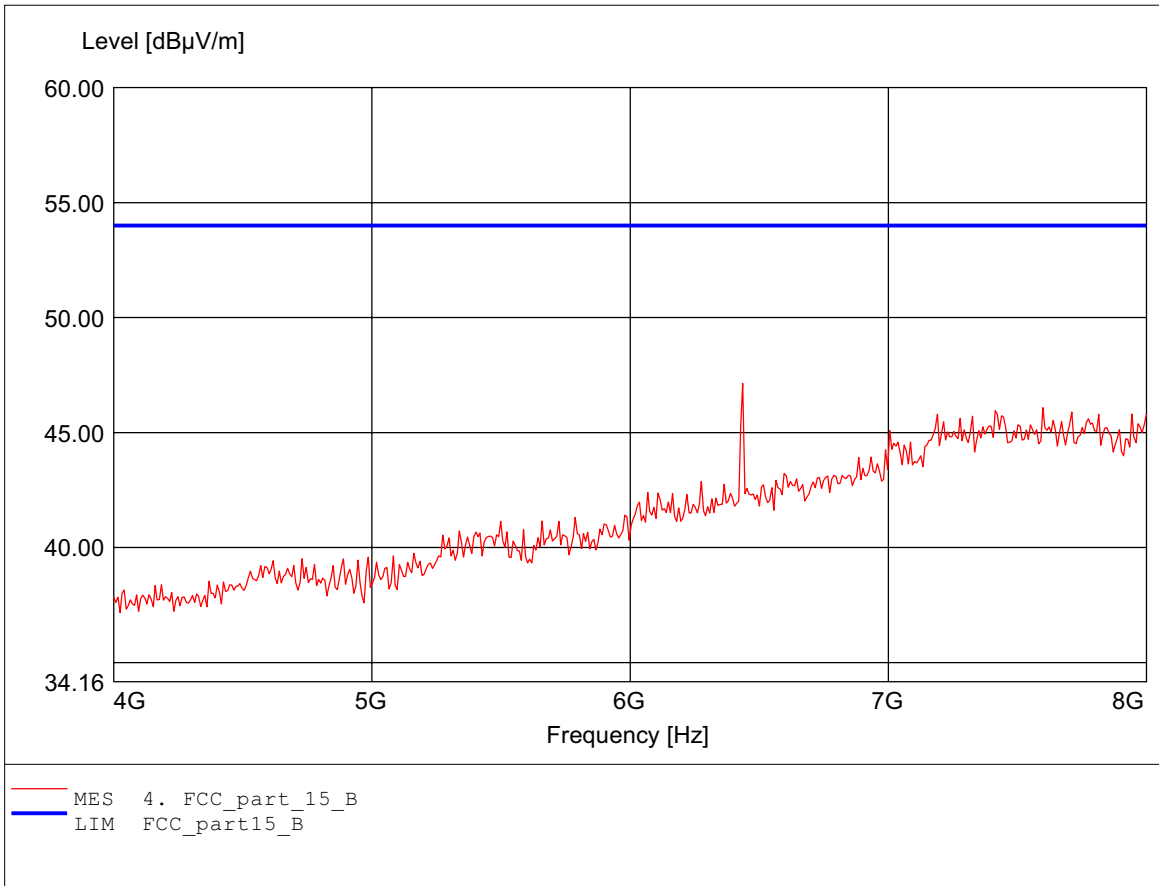
EUT: WIRELESS MINI PCI
MODEL NO.: WM61RL 802.11g low channel ant.B
Approval Holder: PRO-NETS TECHNOLOGY CORPORATION
Test Site / Operator: ETS / Dennis
Temperature/Voltage: Temp.: 24.4°C/ Unom.: 120 VAC (power on pc)
Test Specification: according to subpart B
Comment 1: Dist.: 3m, Ant.: HL25, ampl.
Freq:3.218GHz Emax:40.45dBμV/m RBW: 1 MHz



Field Strength under normal conditions

FCC RULES PART 15, SUBPART B

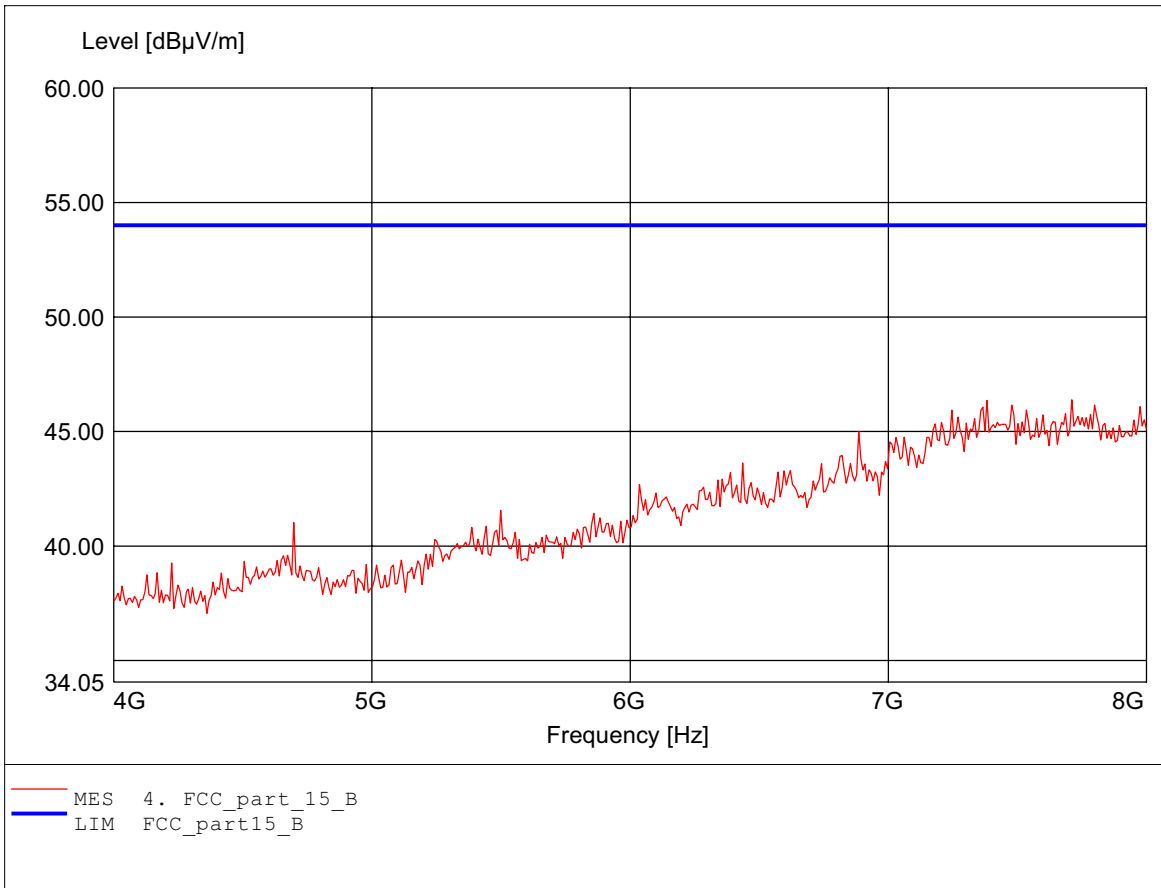
EUT: WIRELESS MINI PCI
MODEL NO.: WM61RL 802.11g low channel ant.B
Approval Holder: PRO-NETS TECHNOLOGY CORPORATION
Test Site / Operator: ETS / Dennis
Temperature/Voltage: Temp.: 24.4°C/ Unom.: 120 VAC (power on pc)
Test Specification: according to subpart B
Comment 1: Dist.: 3m, Ant.: HL25, ampl.
Freq:6.437GHz Emax:47.14dB μ V/m RBW: 1 MHz



Field Strength under normal conditions

FCC RULES PART 15, SUBPART B

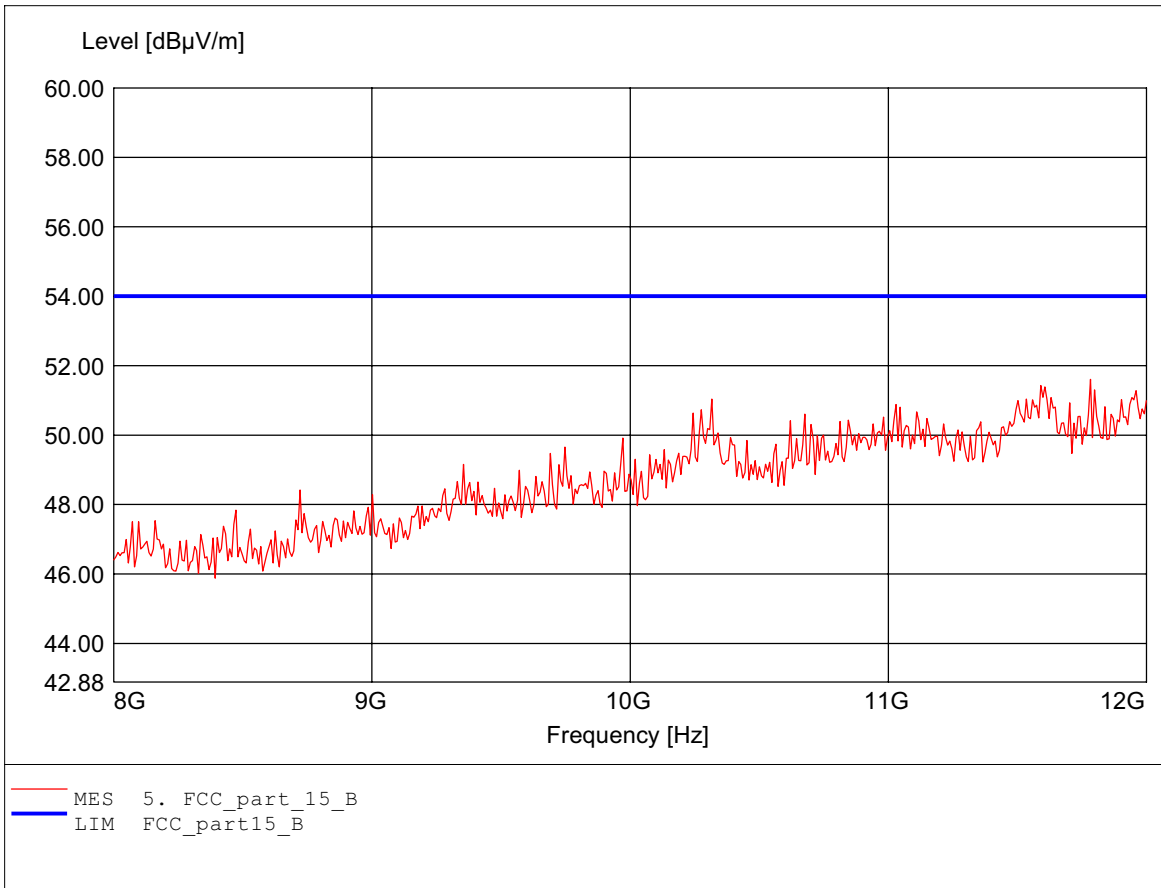
EUT: WIRELESS MINI PCI
MODEL NO.: WM61RL 802.11g low channel ant.B
Approval Holder: PRO-NETS TECHNOLOGY CORPORATION
Test Site / Operator: ETS / Dennis
Temperature/Voltage: Temp.: 24.4°C/ Unom.: 120 VAC (power on pc)
Test Specification: according to subpart B
Comment 1: Dist.: 3m, Ant.: HL25, ampl.
Freq:7.711GHz Emax:46.38dBμV/m RBW: 1 MHz



Field Strength under normal conditions

FCC RULES PART 15, SUBPART B

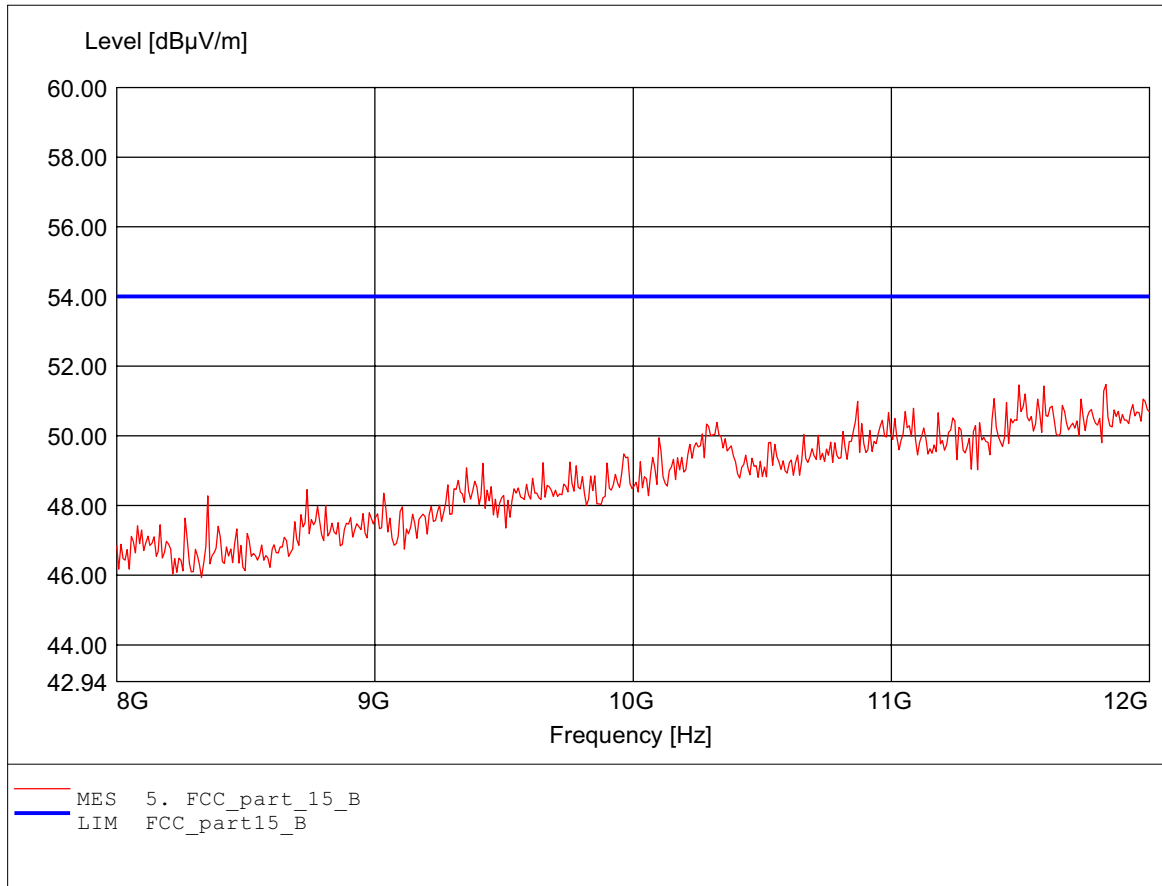
EUT: WIRELESS MINI PCI
MODEL NO.: WM61RL 802.11g low channel ant.B
Approval Holder: PRO-NETS TECHNOLOGY CORPORATION
Test Site / Operator: ETS / Dennis
Temperature/Voltage: Temp.: 24.4°C/ Unom.: 120 VAC (power on pc)
Test Specification: according to subpart B
Comment 1: Dist.: 3m, Ant.: HL25, ampl.
Freq:11.784GHz Emax:51.61dBµV/m RBW: 1 MHz



Field Strength under normal conditions

FCC RULES PART 15, SUBPART B

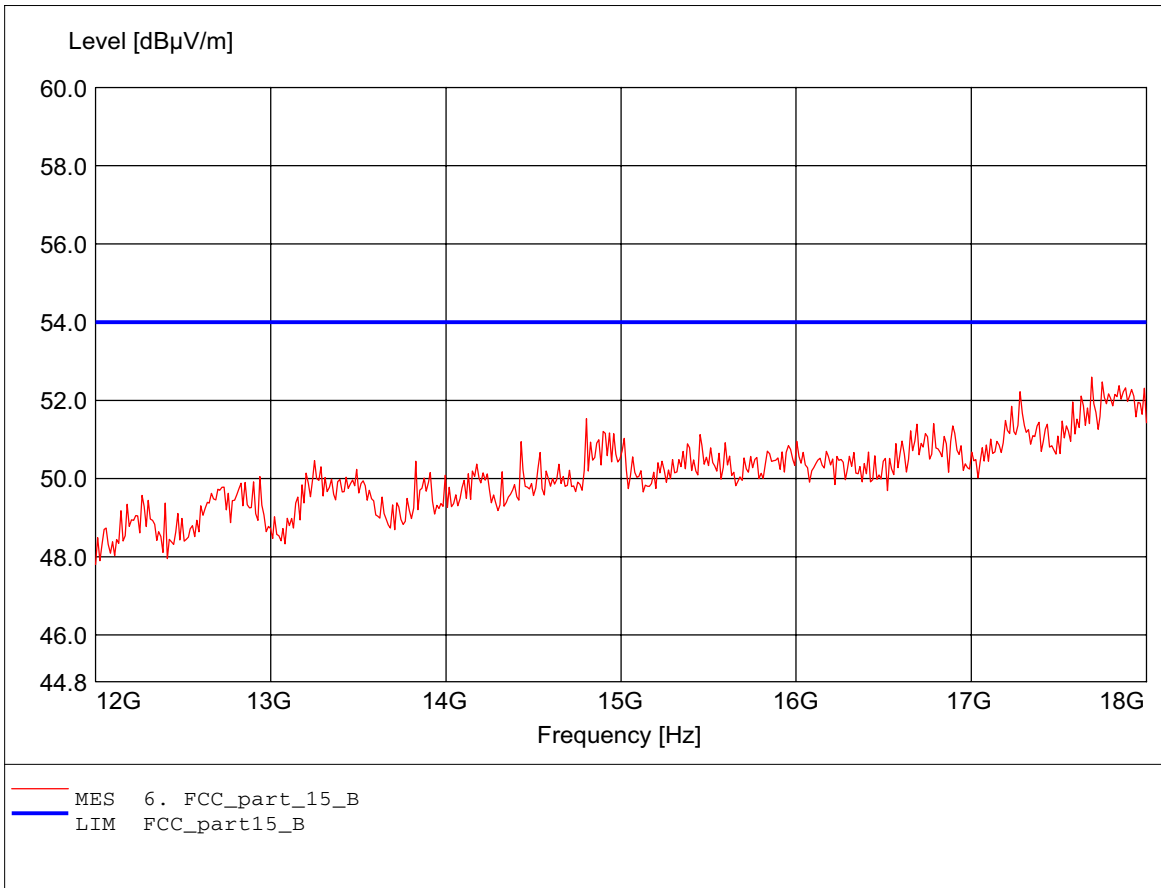
EUT: WIRELESS MINI PCI
MODEL NO.: WM61RL 802.11g low channel ant.B
Approval Holder: PRO-NETS TECHNOLOGY CORPORATION
Test Site / Operator: ETS / Dennis
Temperature/Voltage: Temp.: 24.4°C/ Unom.: 120 VAC (power on pc)
Test Specification: according to subpart B
Comment 1: Dist.: 3m, Ant.: HL25, ampl.
Freq:11.832GHz Emax:51.47dBμV/m RBW: 1 MHz



Field Strength under normal conditions

FCC RULES PART 15, SUBPART B

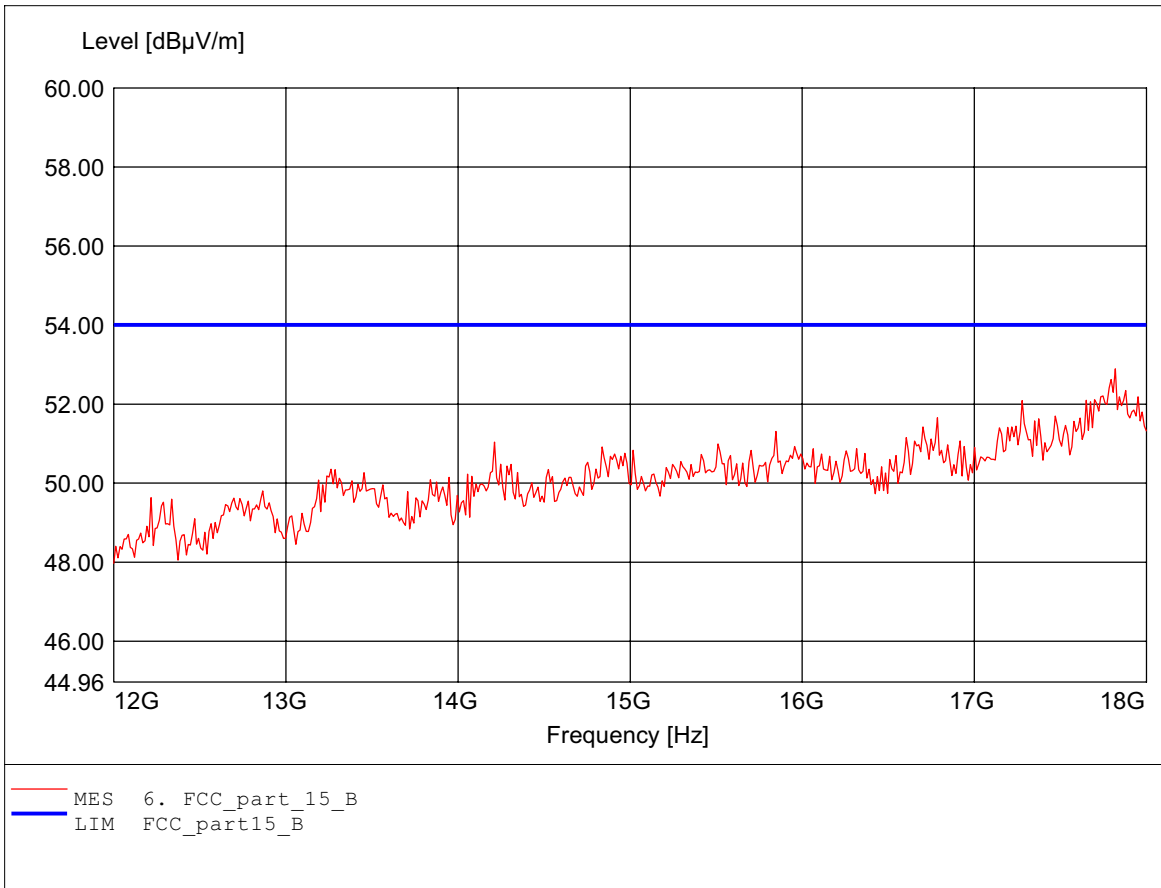
EUT: WIRELESS MINI PCI
MODEL NO.: WM61RL 802.11g low channel ant.B
Approval Holder: PRO-NETS TECHNOLOGY CORPORATION
Test Site / Operator: ETS / Dennis
Temperature/Voltage: Temp.: 24.4°C/ Unom.: 120 VAC (power on pc)
Test Specification: according to subpart B
Comment 1: Dist.: 3m, Ant.: HL25, ampl.
Freq:17.687GHz Emax:52.60dBμV/m RBW: 1 MHz



Field Strength under normal conditions

FCC RULES PART 15, SUBPART B

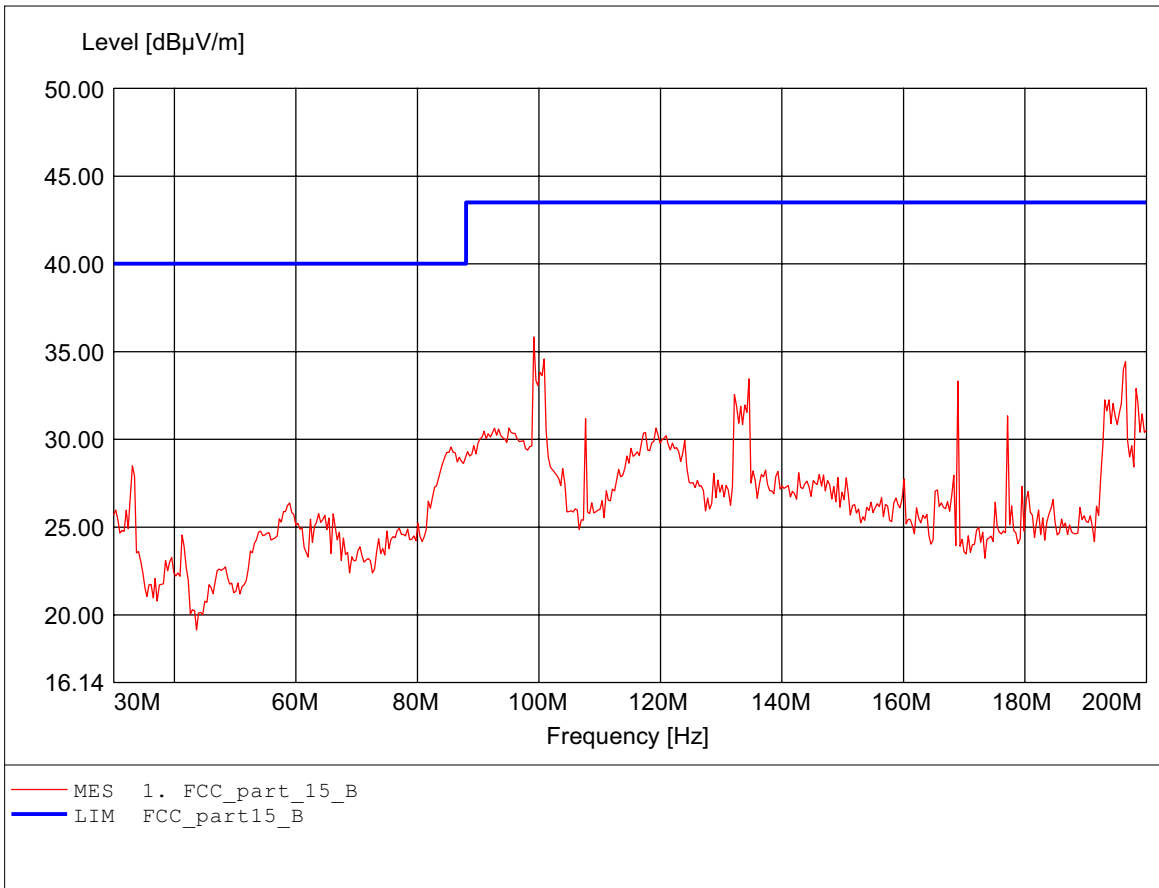
EUT: WIRELESS MINI PCI
MODEL NO.: WM61RL 802.11g low channel ant.B
Approval Holder: PRO-NETS TECHNOLOGY CORPORATION
Test Site / Operator: ETS / Dennis
Temperature/Voltage: Temp.: 24.4°C/ Unom.: 120 VAC (power on pc)
Test Specification: according to subpart B
Comment 1: Dist.: 3m, Ant.: HL25, ampl.
Freq:17.820GHz Emax:52.89dBμV/m RBW: 1 MHz



Field Strength under normal conditions

FCC RULES PART 15, SUBPART B

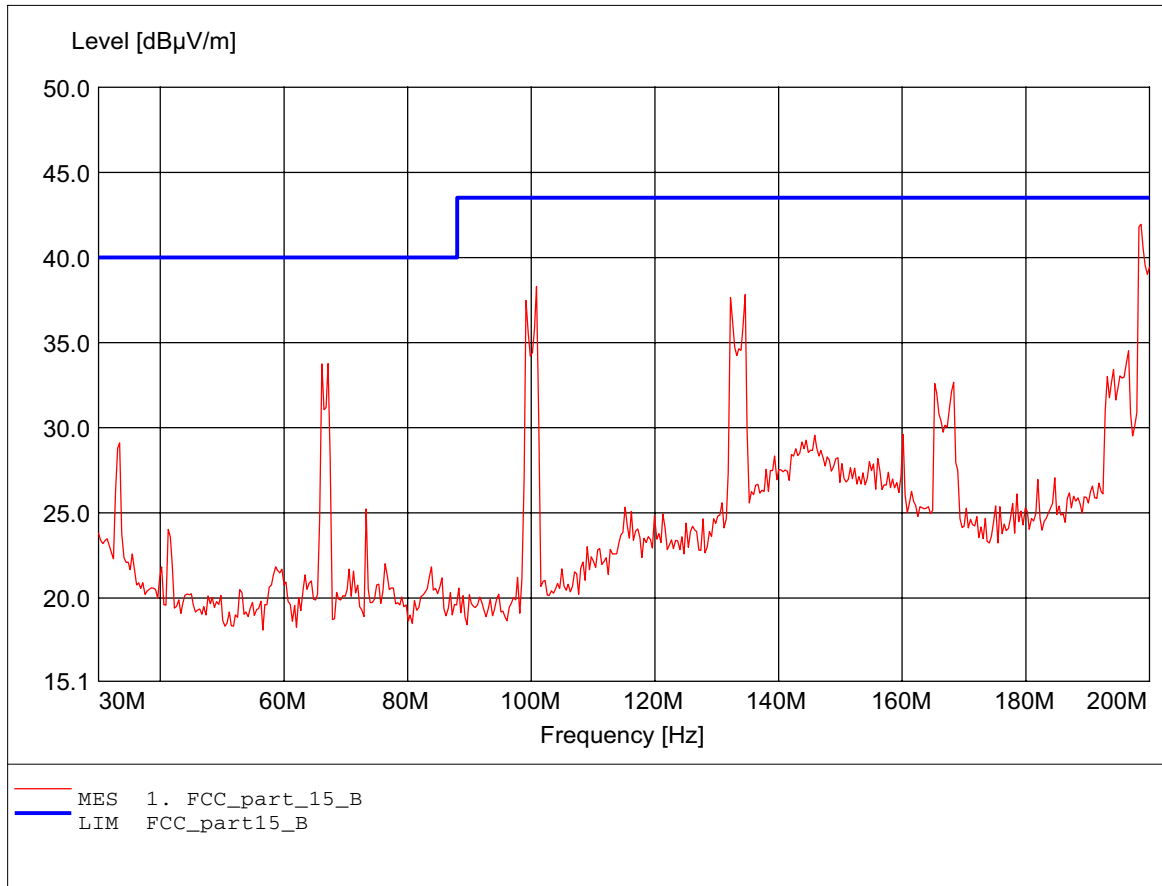
EUT: WIRELESS MINI PCI
MODEL NO.: WM61RL 802.11g middle channel ant.B
Approval Holder: PRO-NETS TECHNOLOGY CORPORATION
Test Site / Operator: ETS / Dennis
Temperature/Voltage: Temp.: 24.4°C/ Unom.: 120 VAC (power on pc)
Test Specification: according to subpart B
Comment 1: Dist.: 3m, Ant.: HK 116
Freq:99.158MHz Emax:35.83dBµV/m RBW: 100 kHz



Field Strength under normal conditions

FCC RULES PART 15, SUBPART B

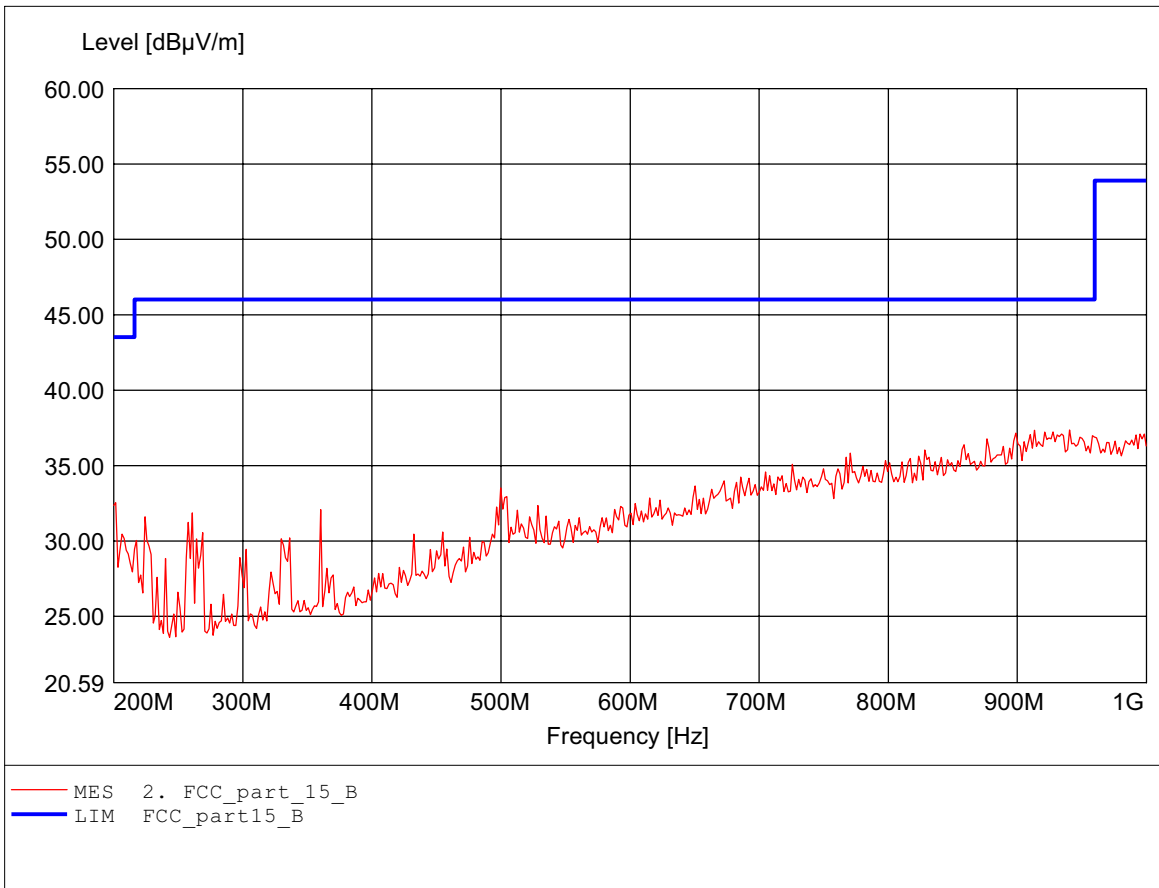
EUT: WIRELESS MINI PCI
MODEL NO.: WM61RL 802.11g middle channel ant.B
Approval Holder: PRO-NETS TECHNOLOGY CORPORATION
Test Site / Operator: ETS / Dennis
Temperature/Voltage: Temp.: 24.4°C/ Unom.: 120 VAC (power on pc)
Test Specification: according to subpart B
Comment 1: Dist.: 3m, Ant.: HK 116
Freq:198.637MHz Emax:41.95dBµV/m RBW: 100 kHz



Field Strength under normal conditions

FCC RULES PART 15, SUBPART B

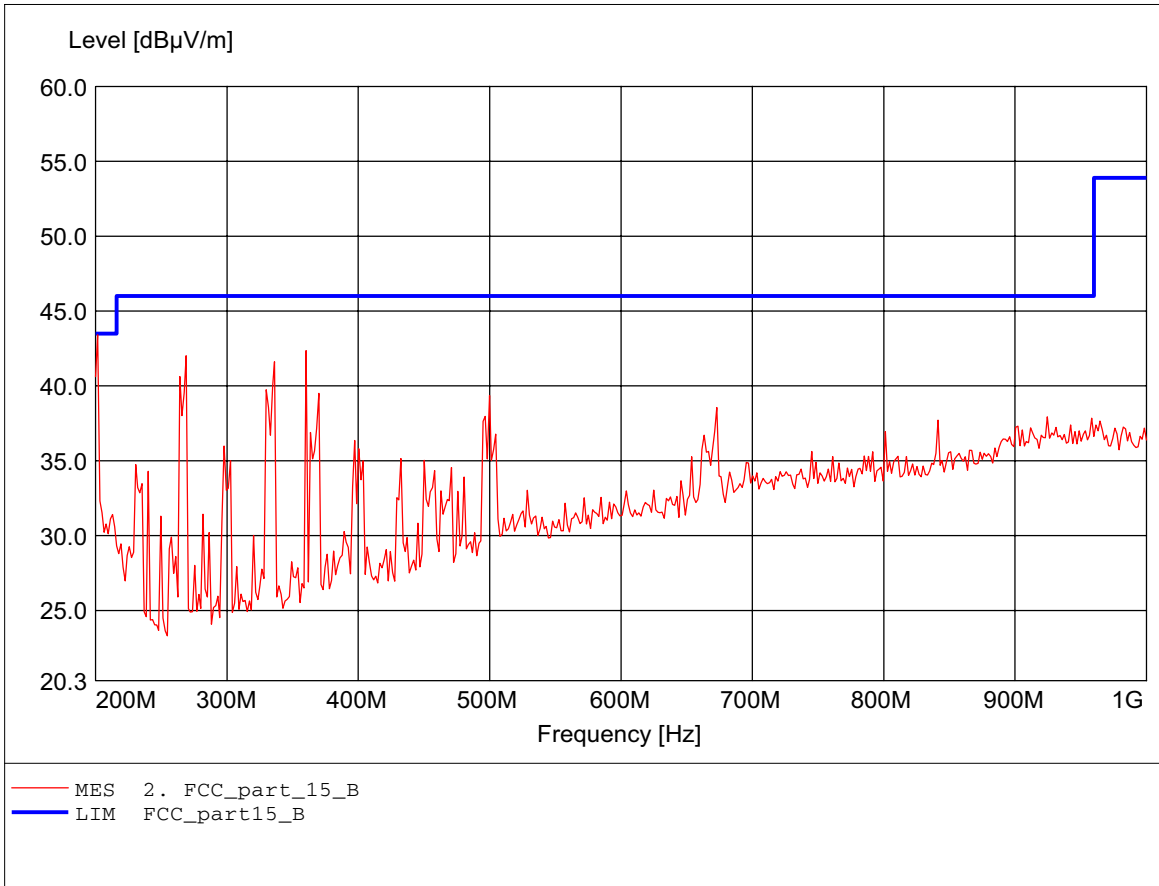
EUT: WIRELESS MINI PCI
MODEL NO.: WM61RL 802.11g middle channel ant.B
Approval Holder: PRO-NETS TECHNOLOGY CORPORATION
Test Site / Operator: ETS / Dennis
Temperature/Voltage: Temp.: 24.4°C/ Unom.: 120 VAC (power on pc)
Test Specification: according to subpart B
Comment 1: Dist.: 3m, Ant.: HL 223, ampl.
Freq:940.681MHz Emax:37.36dBµV/m RBW: 100 kHz



Field Strength under normal conditions

FCC RULES PART 15, SUBPART B

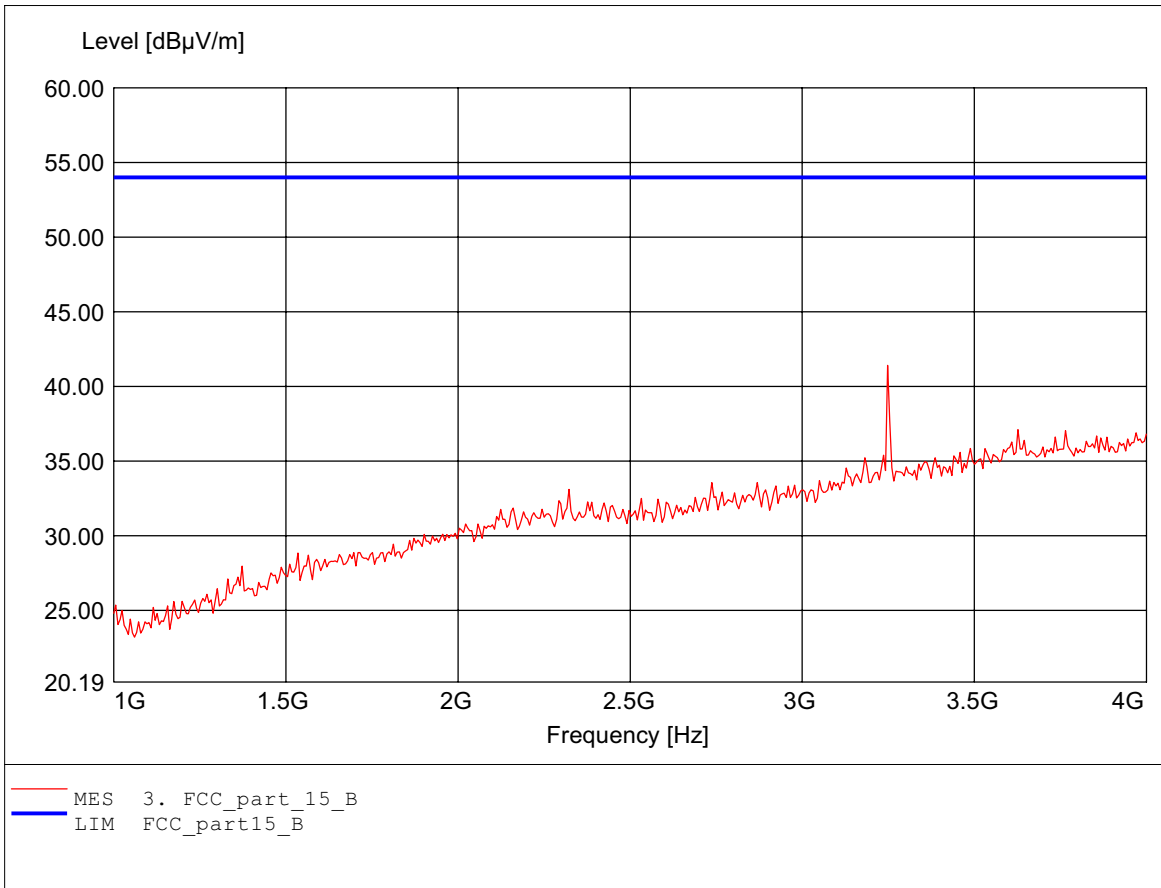
EUT: WIRELESS MINI PCI
MODEL NO.: WM61RL 802.11g middle channel ant.B
Approval Holder: PRO-NETS TECHNOLOGY CORPORATION
Test Site / Operator: ETS / Dennis
Temperature/Voltage: Temp.: 24.4°C/ Unom.: 120 VAC (power on pc)
Test Specification: according to subpart B
Comment 1: Dist.: 3m, Ant.: HL 223, ampl.
Freq:201.603MHz Emax:43.41dBµV/m RBW: 100 kHz



Field Strength under normal conditions

FCC RULES PART 15, SUBPART B

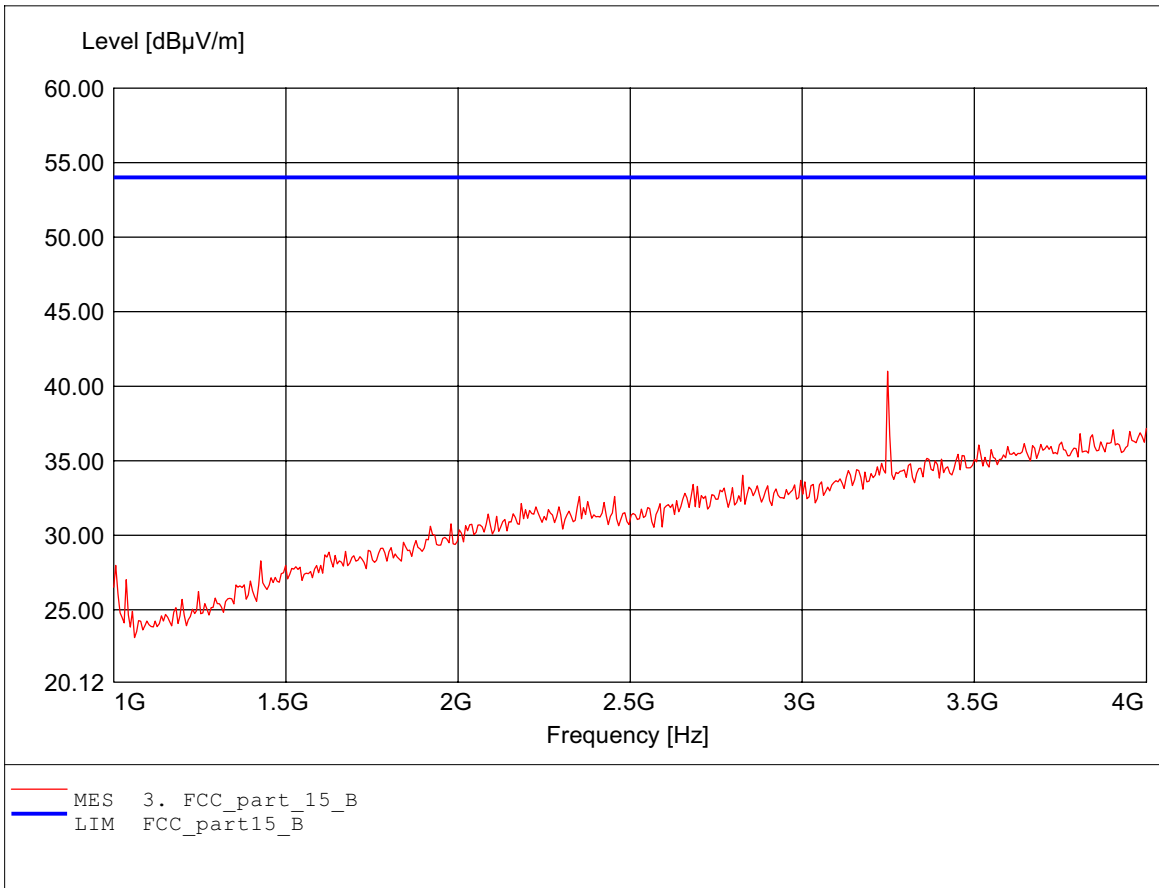
EUT: WIRELESS MINI PCI
MODEL NO.: WM61RL 802.11g middle channel ant.B
Approval Holder: PRO-NETS TECHNOLOGY CORPORATION
Test Site / Operator: ETS / Dennis
Temperature/Voltage: Temp.: 24.4°C/ Unom.: 120 VAC (power on pc)
Test Specification: according to subpart B
Comment 1: Dist.: 3m, Ant.: HL25, ampl.
Freq:3.248GHz Emax:41.40dBμV/m RBW: 1 MHz



Field Strength under normal conditions

FCC RULES PART 15, SUBPART B

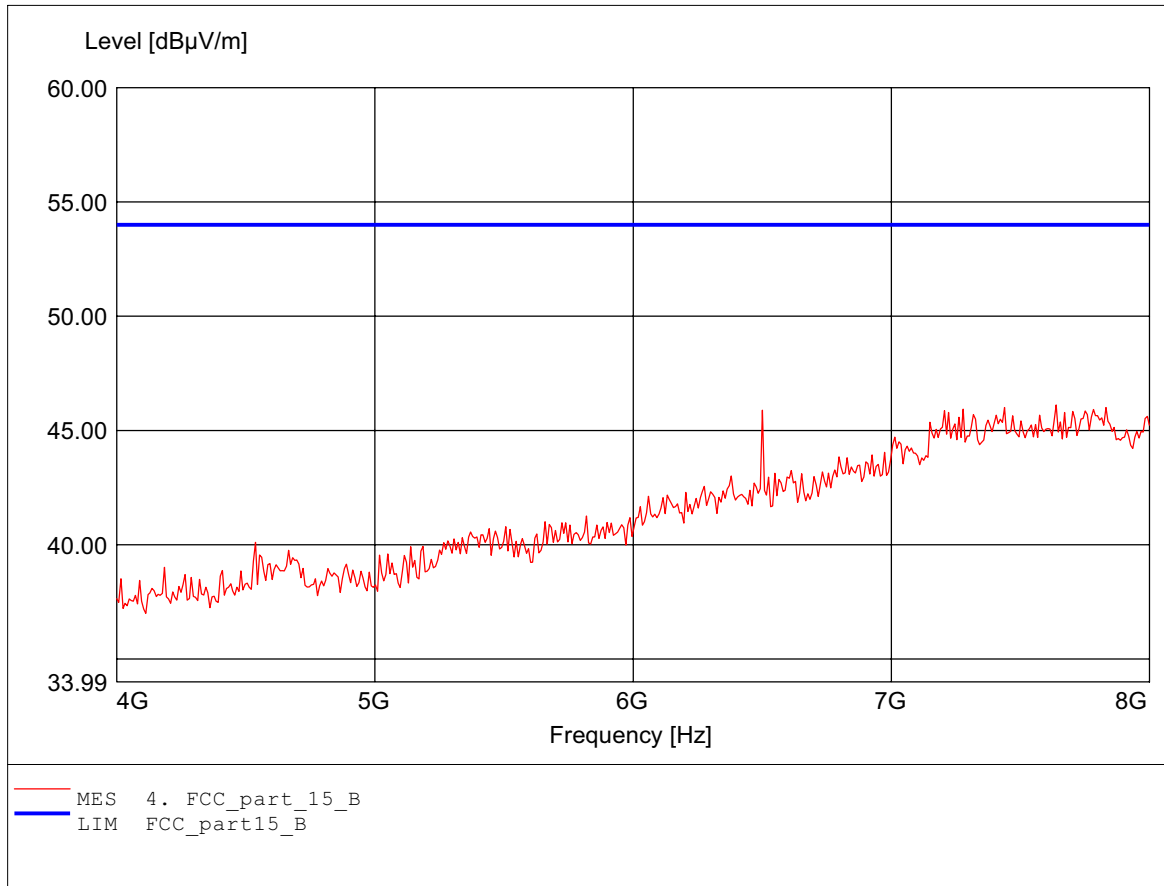
EUT: WIRELESS MINI PCI
MODEL NO.: WM61RL 802.11g middle channel ant.B
Approval Holder: PRO-NETS TECHNOLOGY CORPORATION
Test Site / Operator: ETS / Dennis
Temperature/Voltage: Temp.: 24.4°C/ Unom.: 120 VAC (power on pc)
Test Specification: according to subpart B
Comment 1: Dist.: 3m, Ant.: HL25, ampl.
Freq:3.248GHz Emax:41.00dBμV/m RBW: 1 MHz



Field Strength under normal conditions

FCC RULES PART 15, SUBPART B

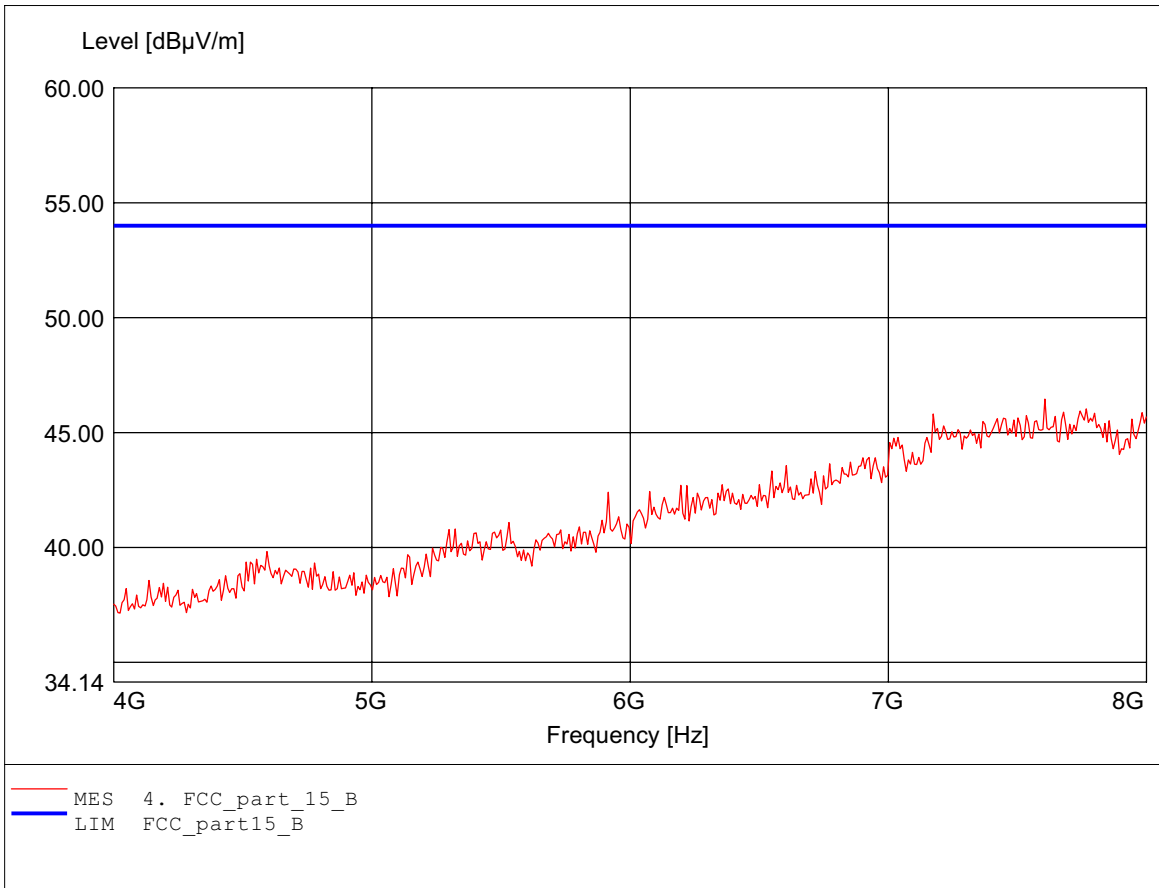
EUT: WIRELESS MINI PCI
MODEL NO.: WM61RL 802.11g middle channel ant.B
Approval Holder: PRO-NETS TECHNOLOGY CORPORATION
Test Site / Operator: ETS / Dennis
Temperature/Voltage: Temp.: 24.4°C/ Unom.: 120 VAC (power on pc)
Test Specification: according to subpart B
Comment 1: Dist.: 3m, Ant.: HL25, ampl.
Freq:7.639GHz Emax:46.12dBμV/m RBW: 1 MHz



Field Strength under normal conditions

FCC RULES PART 15, SUBPART B

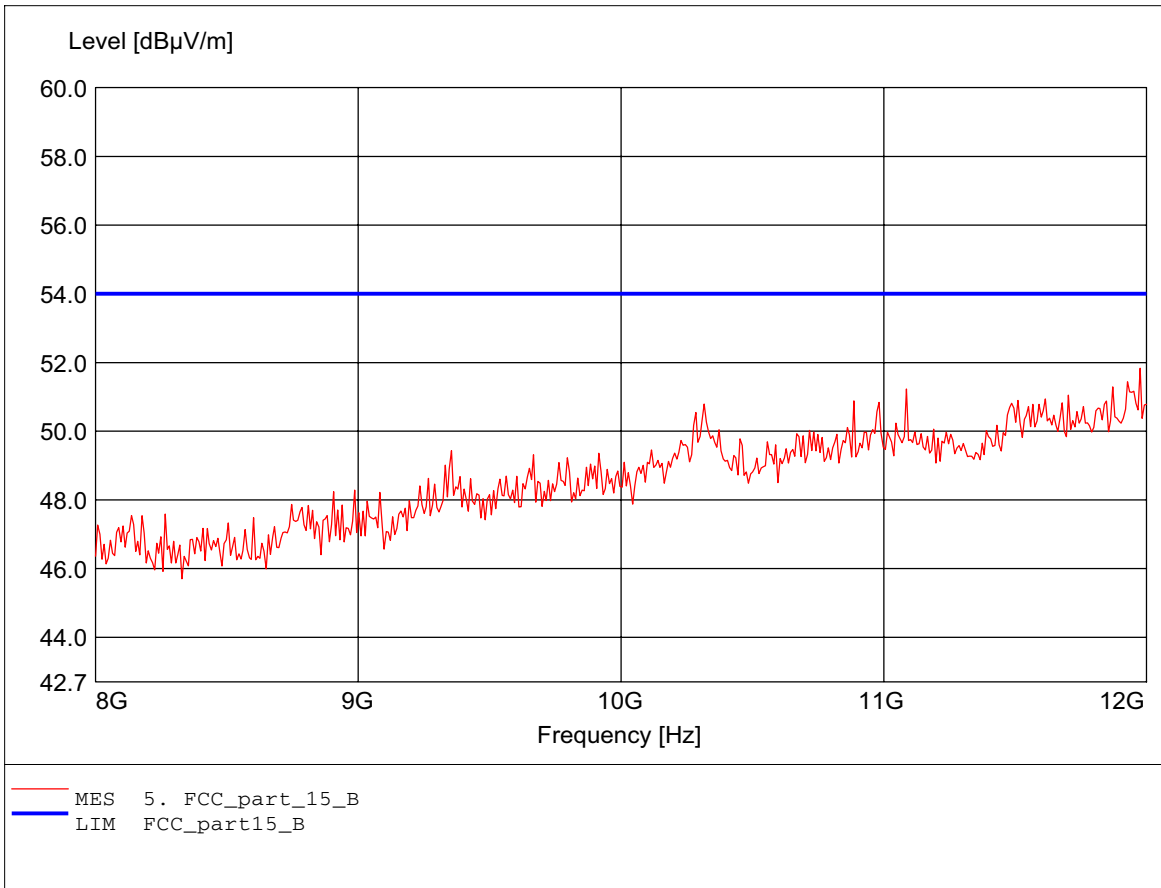
EUT: WIRELESS MINI PCI
MODEL NO.: WM61RL 802.11g middle channel ant.B
Approval Holder: PRO-NETS TECHNOLOGY CORPORATION
Test Site / Operator: ETS / Dennis
Temperature/Voltage: Temp.: 24.4°C/ Unom.: 120 VAC (power on pc)
Test Specification: according to subpart B
Comment 1: Dist.: 3m, Ant.: HL25, ampl.
Freq:7.607GHz Emax:46.45dB μ V/m RBW: 1 MHz



Field Strength under normal conditions

FCC RULES PART 15, SUBPART B

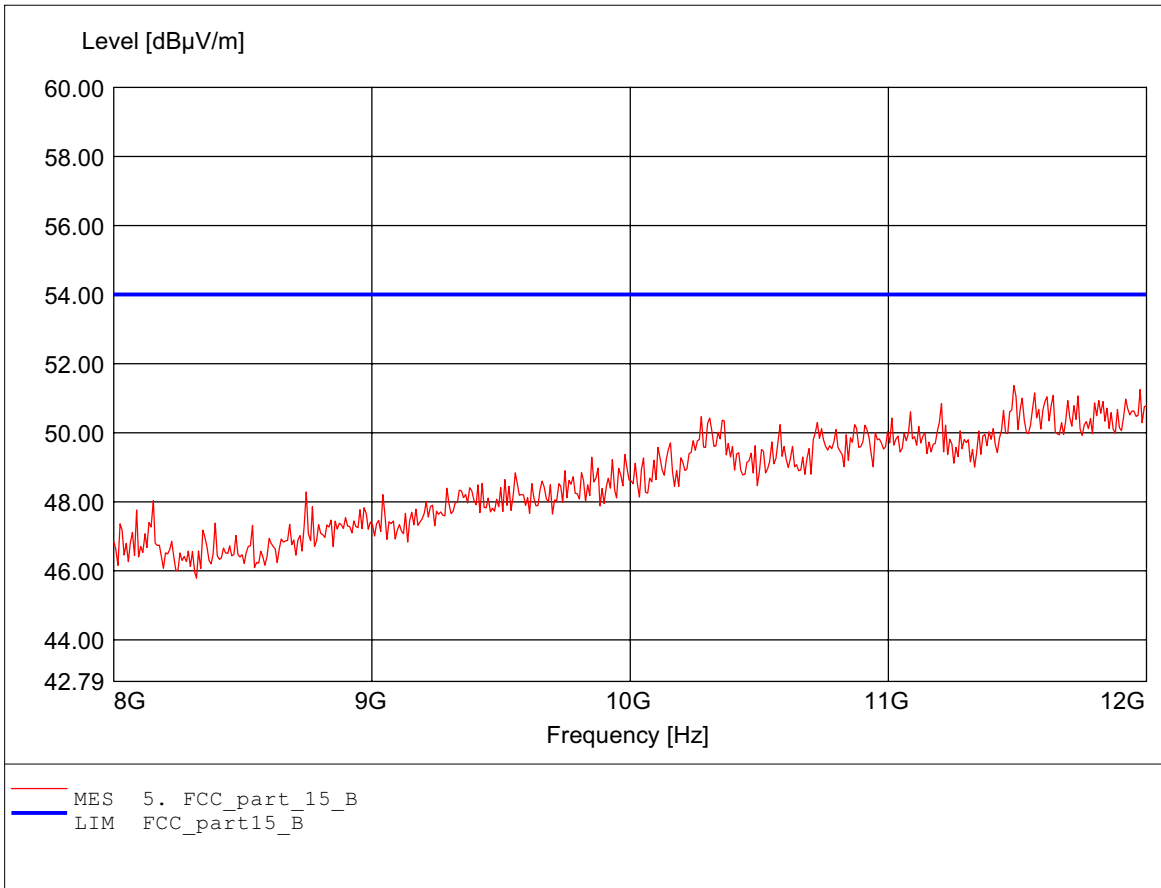
EUT: WIRELESS MINI PCI
MODEL NO.: WM61RL 802.11g middle channel ant.B
Approval Holder: PRO-NETS TECHNOLOGY CORPORATION
Test Site / Operator: ETS / Dennis
Temperature/Voltage: Temp.: 24.4°C/ Unom.: 120 VAC (power on pc)
Test Specification: according to subpart B
Comment 1: Dist.: 3m, Ant.: HL25, ampl.
Freq:11.976GHz Emax:51.83dBµV/m RBW: 1 MHz



Field Strength under normal conditions

FCC RULES PART 15, SUBPART B

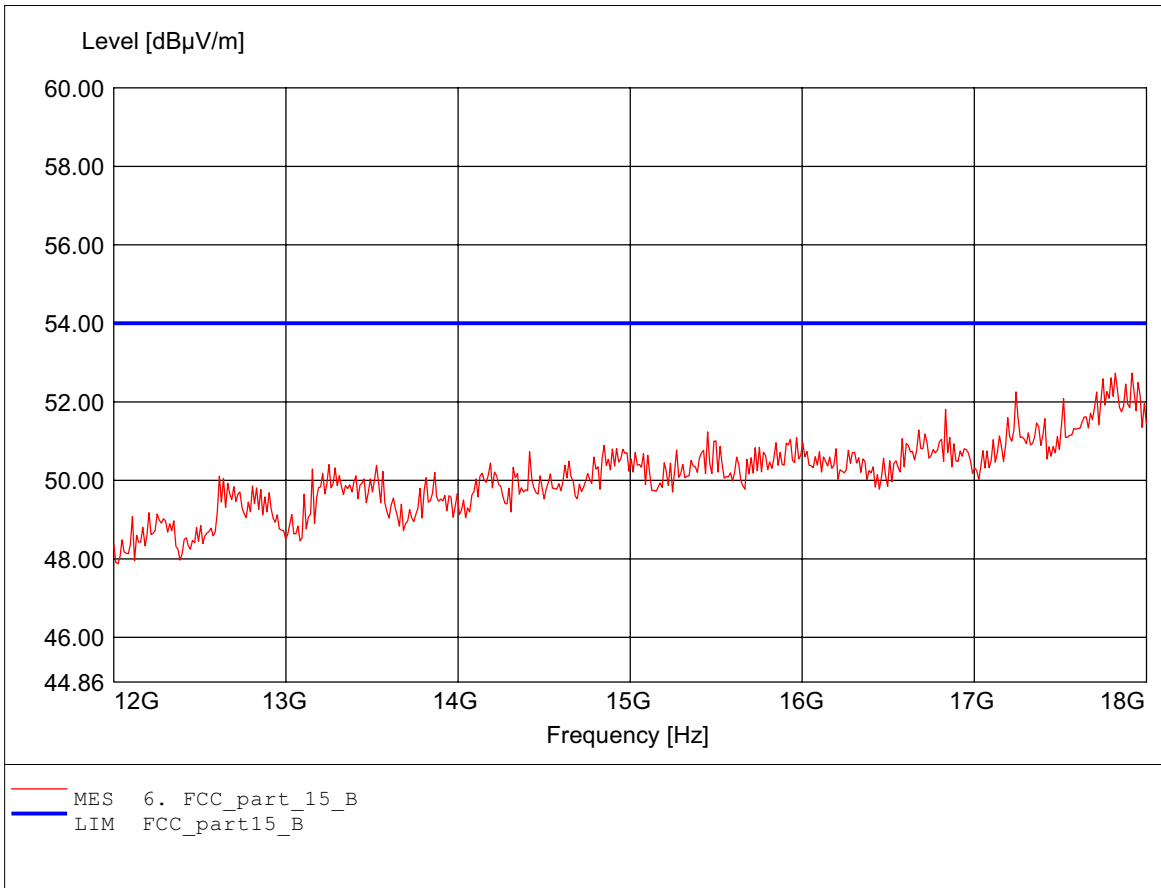
EUT: WIRELESS MINI PCI
MODEL NO.: WM61RL 802.11g middle channel ant.B
Approval Holder: PRO-NETS TECHNOLOGY CORPORATION
Test Site / Operator: ETS / Dennis
Temperature/Voltage: Temp.: 24.4°C/ Unom.: 120 VAC (power on pc)
Test Specification: according to subpart B
Comment 1: Dist.: 3m, Ant.: HL25, ampl.
Freq:11.487GHz Emax:51.36dBµV/m RBW: 1 MHz



Field Strength under normal conditions

FCC RULES PART 15, SUBPART B

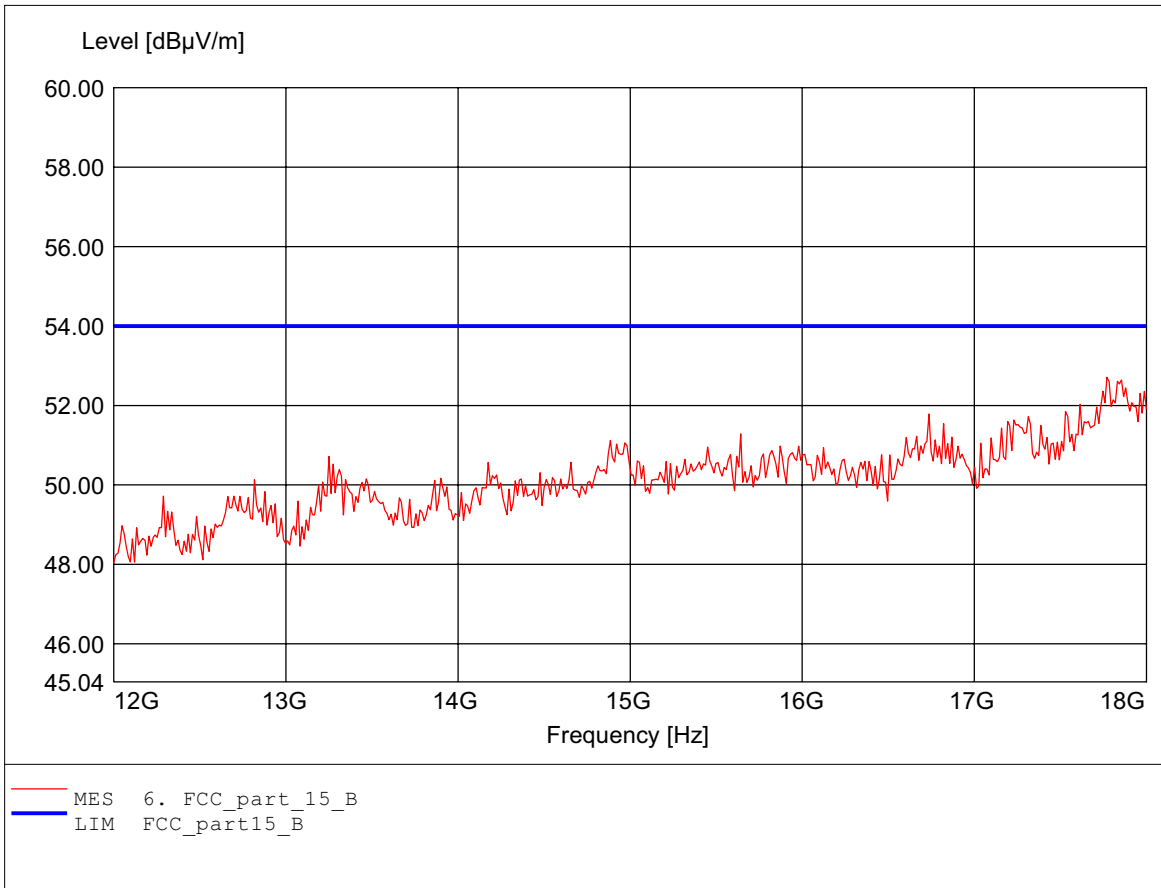
EUT: WIRELESS MINI PCI
MODEL NO.: WM61RL 802.11g middle channel ant.B
Approval Holder: PRO-NETS TECHNOLOGY CORPORATION
Test Site / Operator: ETS / Dennis
Temperature/Voltage: Temp.: 24.4°C/ Unom.: 120 VAC (power on pc)
Test Specification: according to subpart B
Comment 1: Dist.: 3m, Ant.: HL25, ampl.
Freq:17.820GHz Emax:52.73dBµV/m RBW: 1 MHz



Field Strength under normal conditions

FCC RULES PART 15, SUBPART B

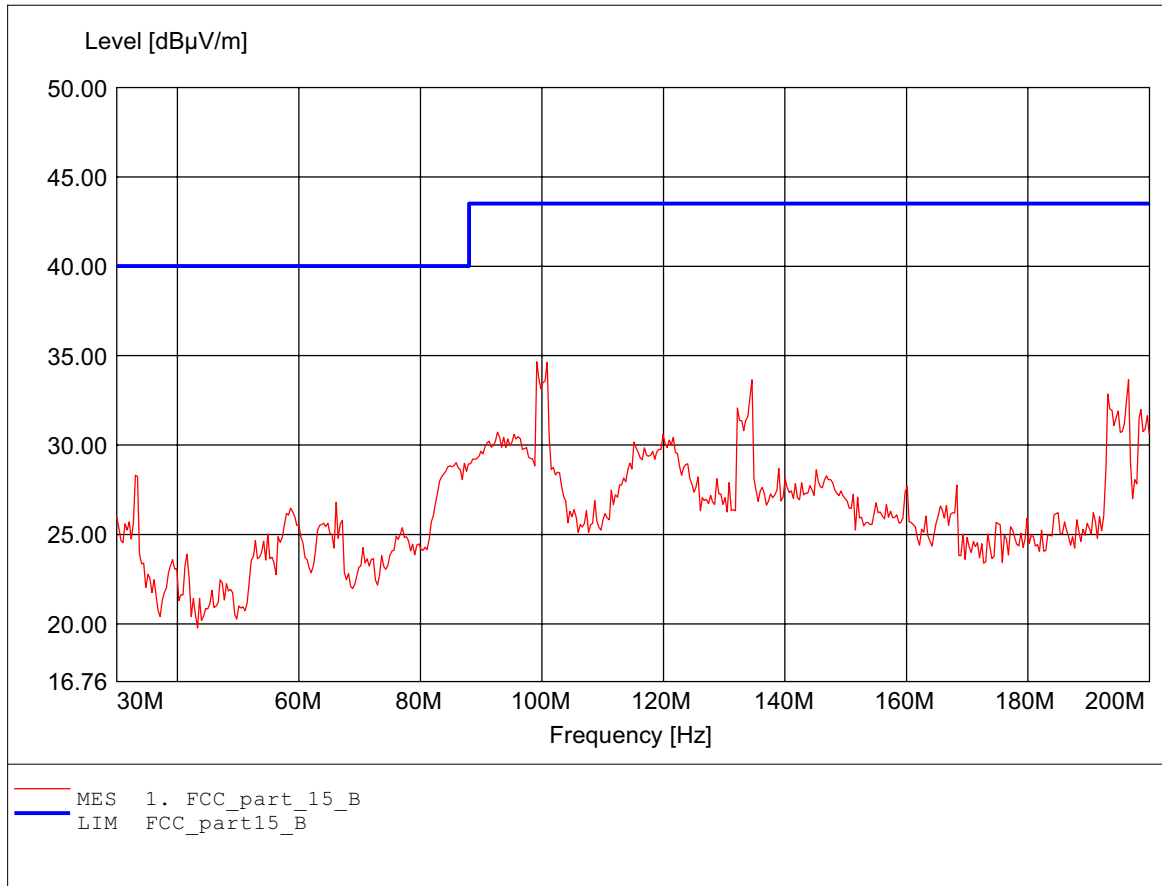
EUT: WIRELESS MINI PCI
MODEL NO.: WM61RL 802.11g middle channel ant.B
Approval Holder: PRO-NETS TECHNOLOGY CORPORATION
Test Site / Operator: ETS / Dennis
Temperature/Voltage: Temp.: 24.4°C/ Unom.: 120 VAC (power on pc)
Test Specification: according to subpart B
Comment 1: Dist.: 3m, Ant.: HL25, ampl.
Freq:17.772GHz Emax:52.71dBμV/m RBW: 1 MHz



Field Strength under normal conditions

FCC RULES PART 15, SUBPART B

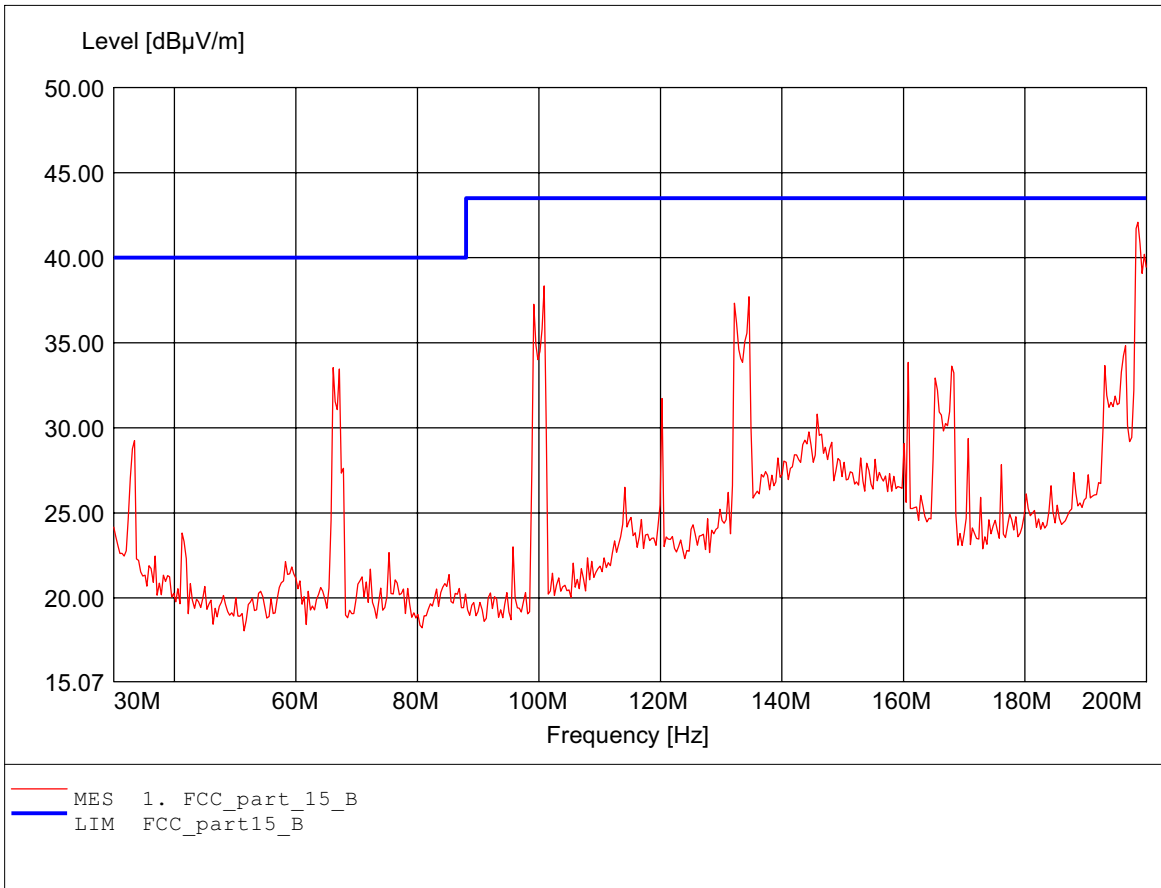
EUT: WIRELESS MINI PCI
MODEL NO.: WM61RL 802.11g high channel ant.B
Approval Holder: PRO-NETS TECHNOLOGY CORPORATION
Test Site / Operator: ETS / Dennis
Temperature/Voltage: Temp.: 24.4°C/ Unom.: 120 VAC (power on pc)
Test Specification: according to subpart B
Comment 1: Dist.: 3m, Ant.: HK 116
Freq:99.158MHz Emax:34.66dBμV/m RBW: 100 kHz



Field Strength under normal conditions

FCC RULES PART 15, SUBPART B

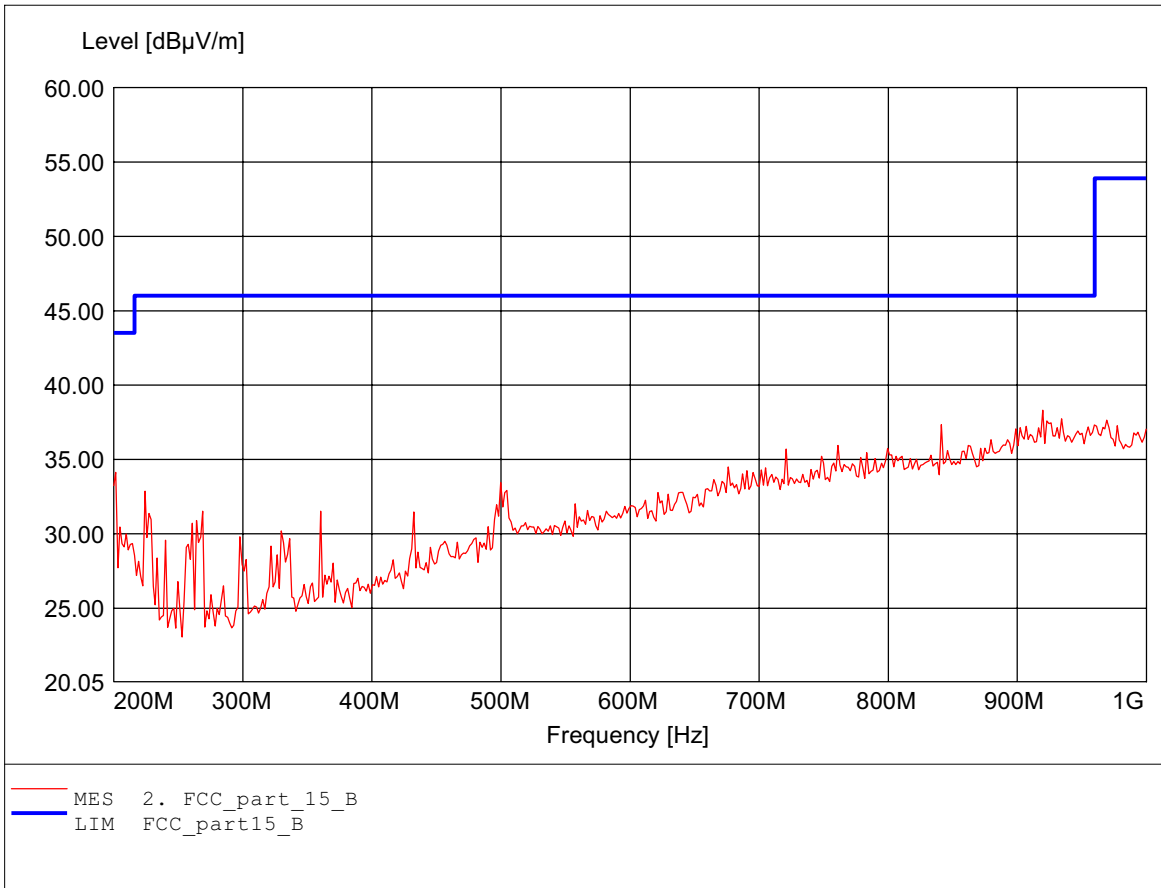
EUT: WIRELESS MINI PCI
MODEL NO.: WM61RL 802.11g high channel ant.B
Approval Holder: PRO-NETS TECHNOLOGY CORPORATION
Test Site / Operator: ETS / Dennis
Temperature/Voltage: Temp.: 24.4°C/ Unom.: 120 VAC (power on pc)
Test Specification: according to subpart B
Comment 1: Dist.: 3m, Ant.: HK 116
Freq:198.637MHz Emax:42.08dBμV/m RBW: 100 kHz



Field Strength under normal conditions

FCC RULES PART 15, SUBPART B

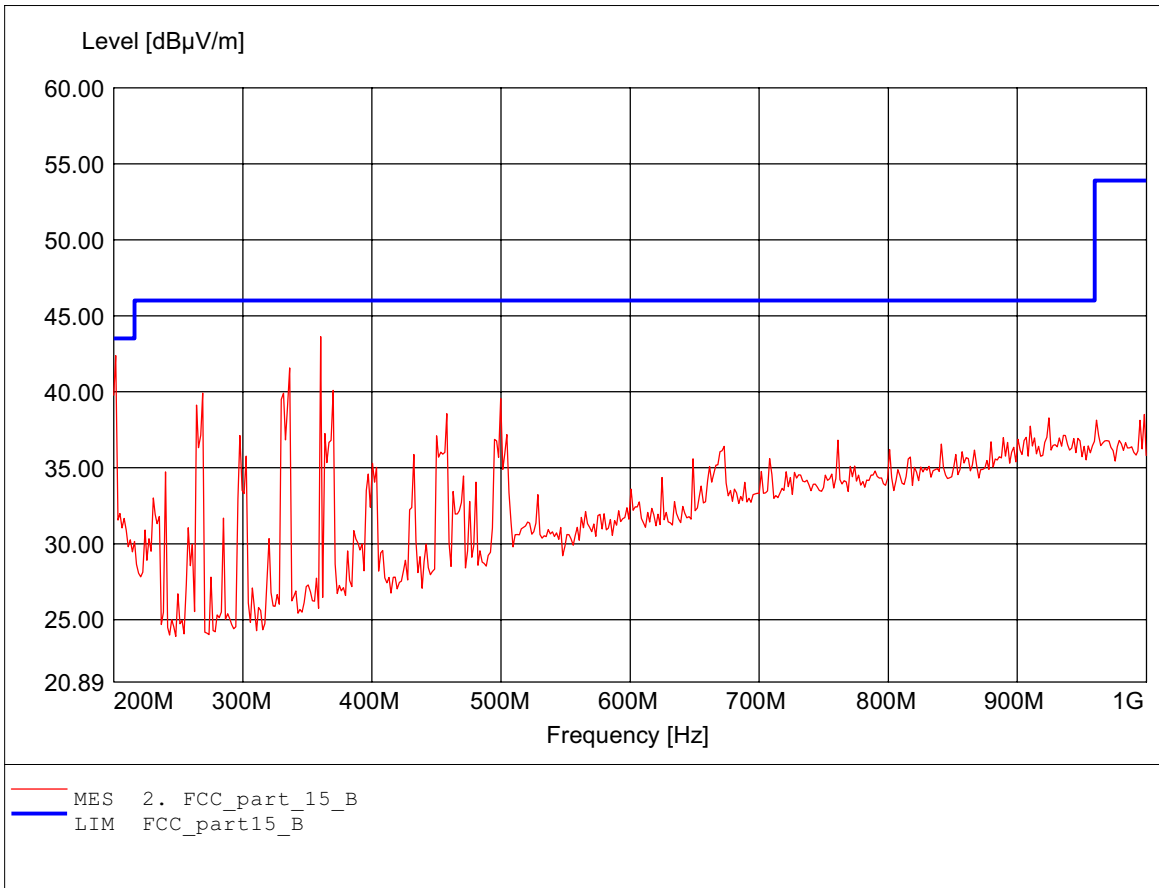
EUT: WIRELESS MINI PCI
MODEL NO.: WM61RL 802.11g high channel ant.B
Approval Holder: PRO-NETS TECHNOLOGY CORPORATION
Test Site / Operator: ETS / Dennis
Temperature/Voltage: Temp.: 24.4°C/ Unom.: 120 VAC (power on pc)
Test Specification: according to subpart B
Comment 1: Dist.: 3m, Ant.: HL 223, ampl.
Freq:919.840MHz Emax:38.31dBµV/m RBW: 100 kHz



Field Strength under normal conditions

FCC RULES PART 15, SUBPART B

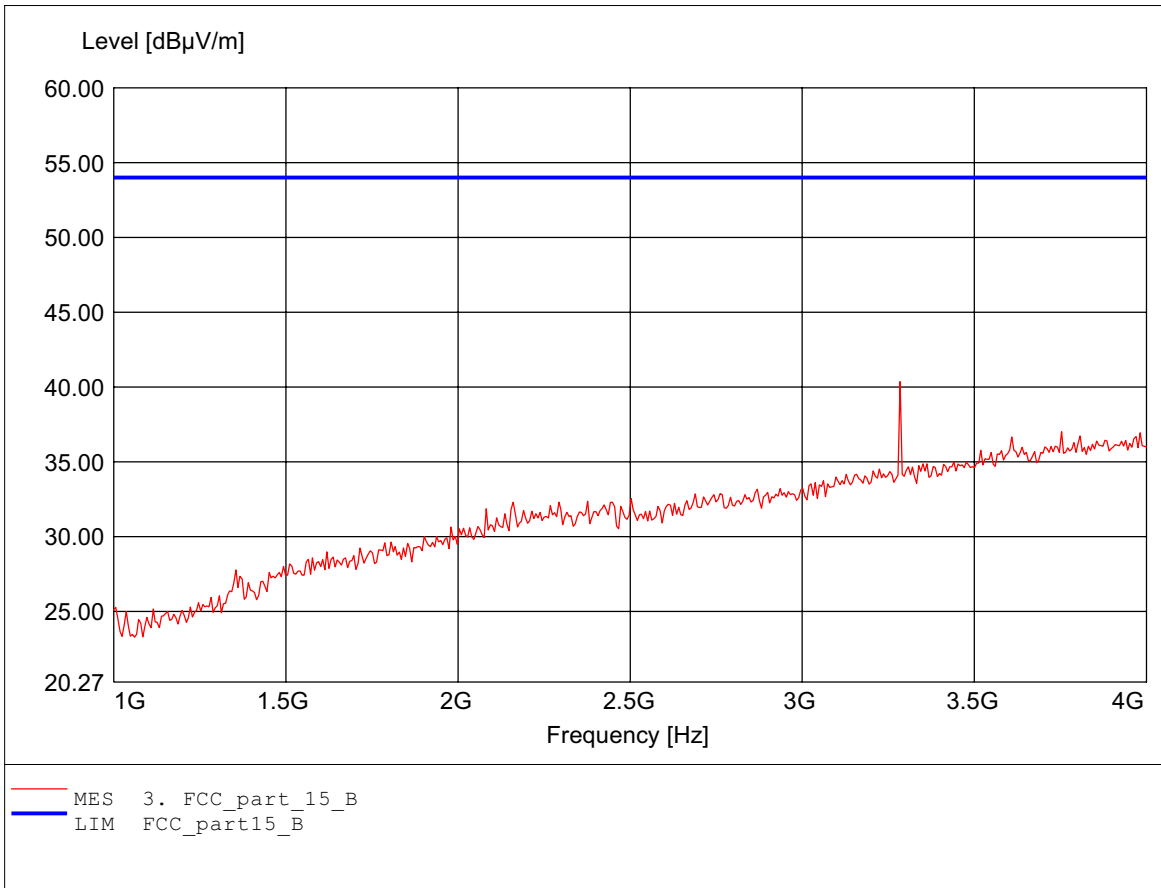
EUT: WIRELESS MINI PCI
MODEL NO.: WM61RL 802.11g high channel ant.B
Approval Holder: PRO-NETS TECHNOLOGY CORPORATION
Test Site / Operator: ETS / Dennis
Temperature/Voltage: Temp.: 24.4°C/ Unom.: 120 VAC (power on pc)
Test Specification: according to subpart B
Comment 1: Dist.: 3m, Ant.: HL 223, ampl.
Freq:360.321MHz Emax:43.62dBμV/m RBW: 100 kHz



Field Strength under normal conditions

FCC RULES PART 15, SUBPART B

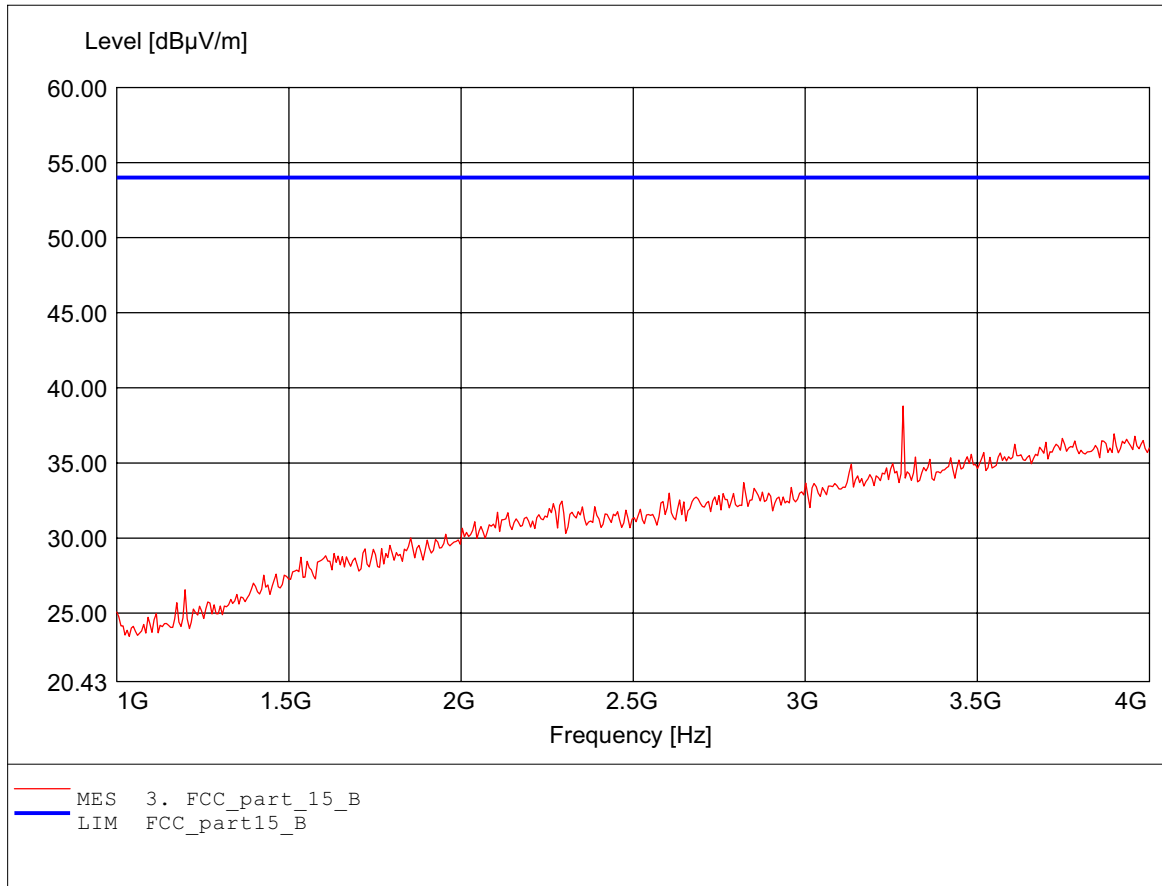
EUT: WIRELESS MINI PCI
MODEL NO.: WM61RL 802.11g high channel ant.B
Approval Holder: PRO-NETS TECHNOLOGY CORPORATION
Test Site / Operator: ETS / Dennis
Temperature/Voltage: Temp.: 24.4°C/ Unom.: 120 VAC (power on pc)
Test Specification: according to subpart B
Comment 1: Dist.: 3m, Ant.: HL25, ampl.
Freq:3.285GHz Emax:40.36dB μ V/m RBW: 1 MHz



Field Strength under normal conditions

FCC RULES PART 15, SUBPART B

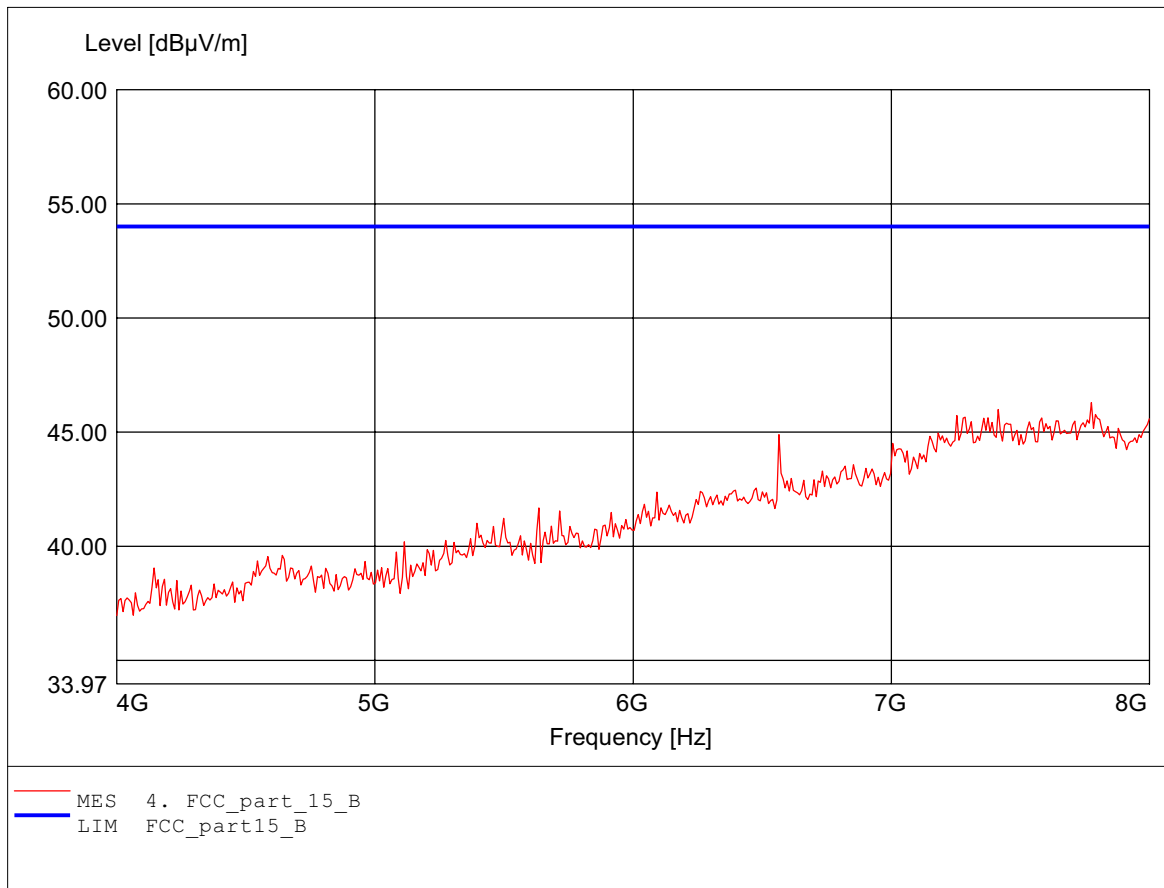
EUT: WIRELESS MINI PCI
MODEL NO.: WM61RL 802.11g high channel ant.B
Approval Holder: PRO-NETS TECHNOLOGY CORPORATION
Test Site / Operator: ETS / Dennis
Temperature/Voltage: Temp.: 24.4°C/ Unom.: 120 VAC (power on pc)
Test Specification: according to subpart B
Comment 1: Dist.: 3m, Ant.: HL25, ampl.
Freq:3.285GHz Emax:38.78dBμV/m RBW: 1 MHz



Field Strength under normal conditions

FCC RULES PART 15, SUBPART B

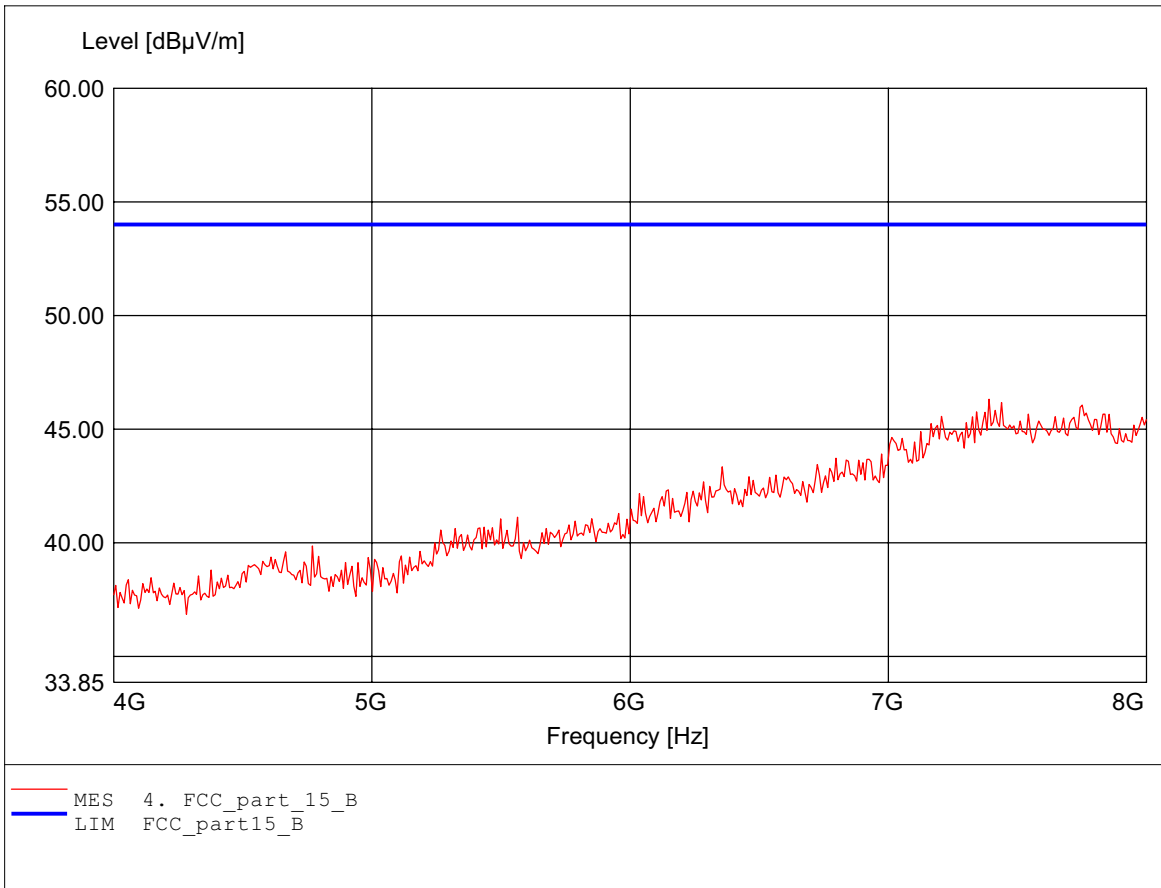
EUT: WIRELESS MINI PCI
MODEL NO.: WM61RL 802.11g high channel ant.B
Approval Holder: PRO-NETS TECHNOLOGY CORPORATION
Test Site / Operator: ETS / Dennis
Temperature/Voltage: Temp.: 24.4°C/ Unom.: 120 VAC (power on pc)
Test Specification: according to subpart B
Comment 1: Dist.: 3m, Ant.: HL25, ampl.
Freq:7.776GHz Emax:46.29dBμV/m RBW: 1 MHz



Field Strength under normal conditions

FCC RULES PART 15, SUBPART B

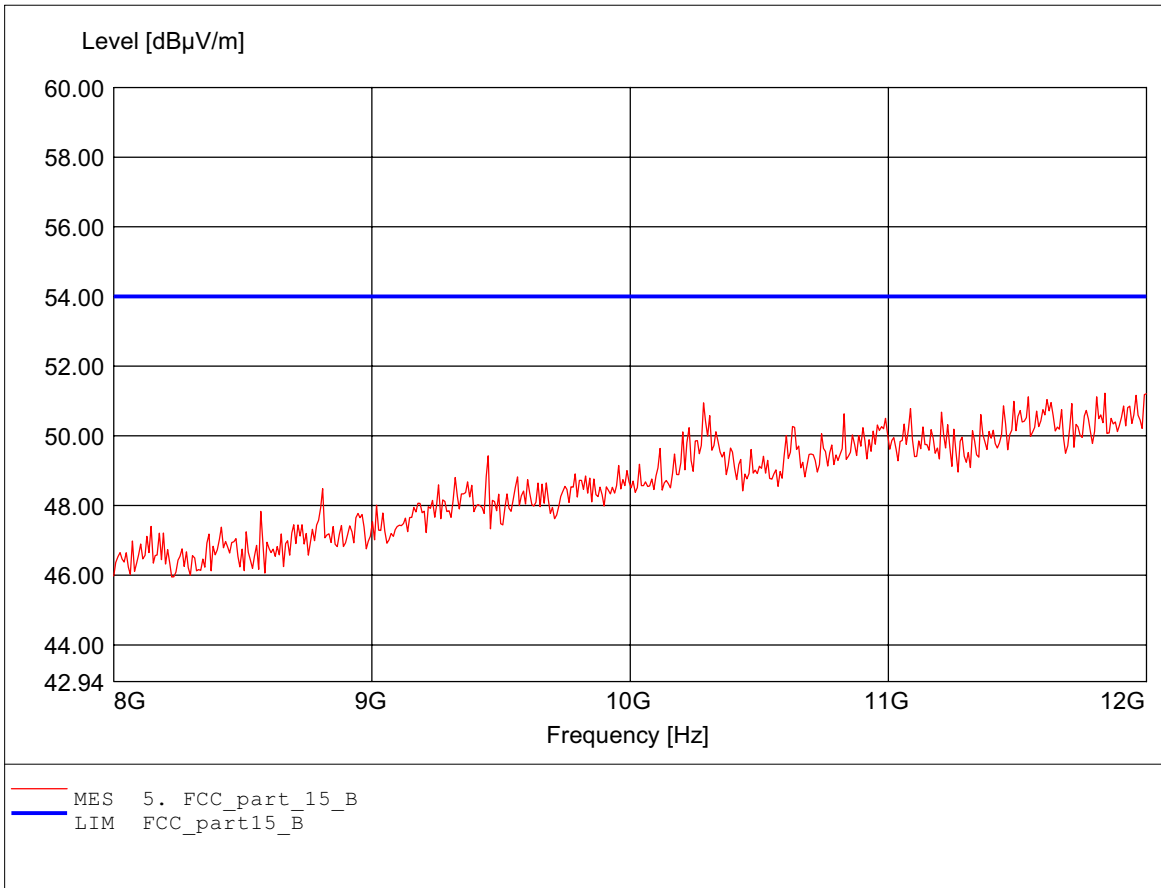
EUT: WIRELESS MINI PCI
MODEL NO.: WM61RL 802.11g high channel ant.B
Approval Holder: PRO-NETS TECHNOLOGY CORPORATION
Test Site / Operator: ETS / Dennis
Temperature/Voltage: Temp.: 24.4°C/ Unom.: 120 VAC (power on pc)
Test Specification: according to subpart B
Comment 1: Dist.: 3m, Ant.: HL25, ampl.
Freq:7.391GHz Emax:46.31dBμV/m RBW: 1 MHz



Field Strength under normal conditions

FCC RULES PART 15, SUBPART B

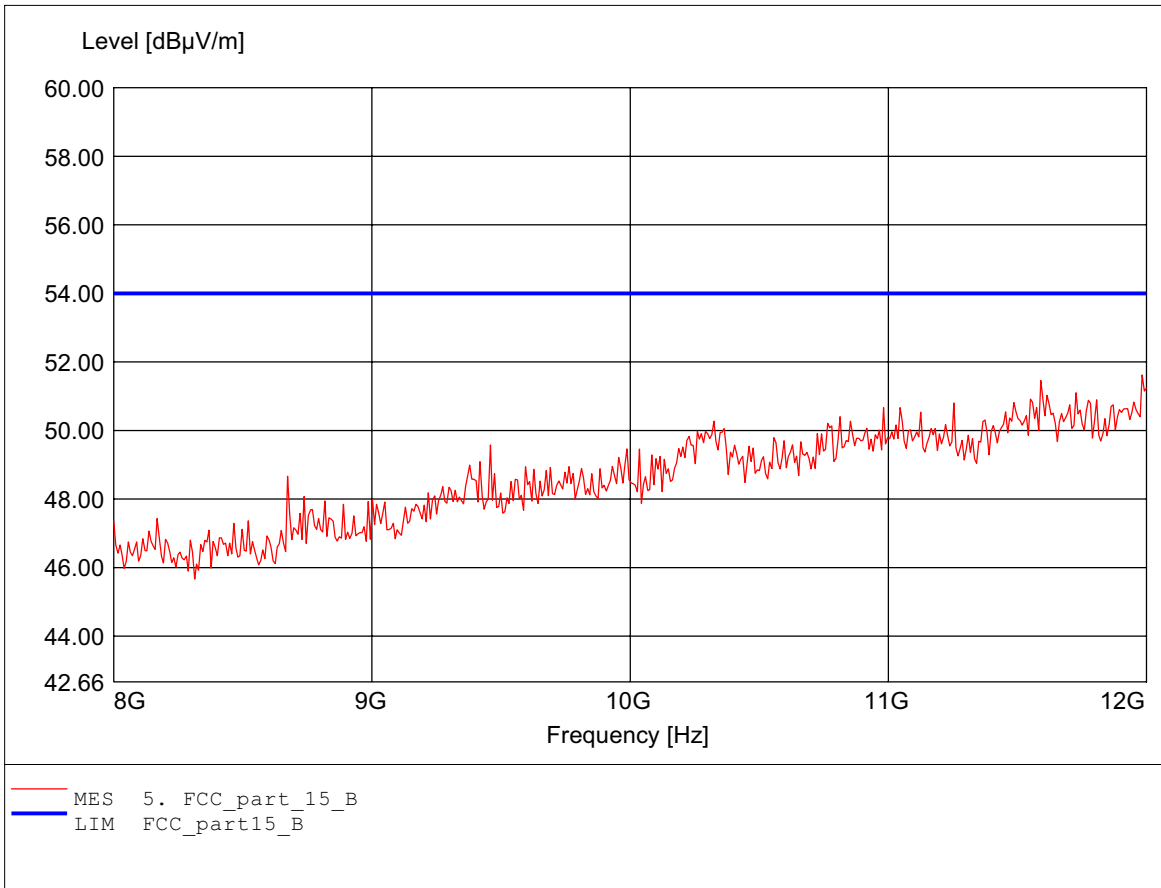
EUT: WIRELESS MINI PCI
MODEL NO.: WM61RL 802.11g high channel ant.B
Approval Holder: PRO-NETS TECHNOLOGY CORPORATION
Test Site / Operator: ETS / Dennis
Temperature/Voltage: Temp.: 24.4°C/ Unom.: 120 VAC (power on pc)
Test Specification: according to subpart B
Comment 1: Dist.: 3m, Ant.: HL25, ampl.
Freq:11.840GHz Emax:51.22dBμV/m RBW: 1 MHz



Field Strength under normal conditions

FCC RULES PART 15, SUBPART B

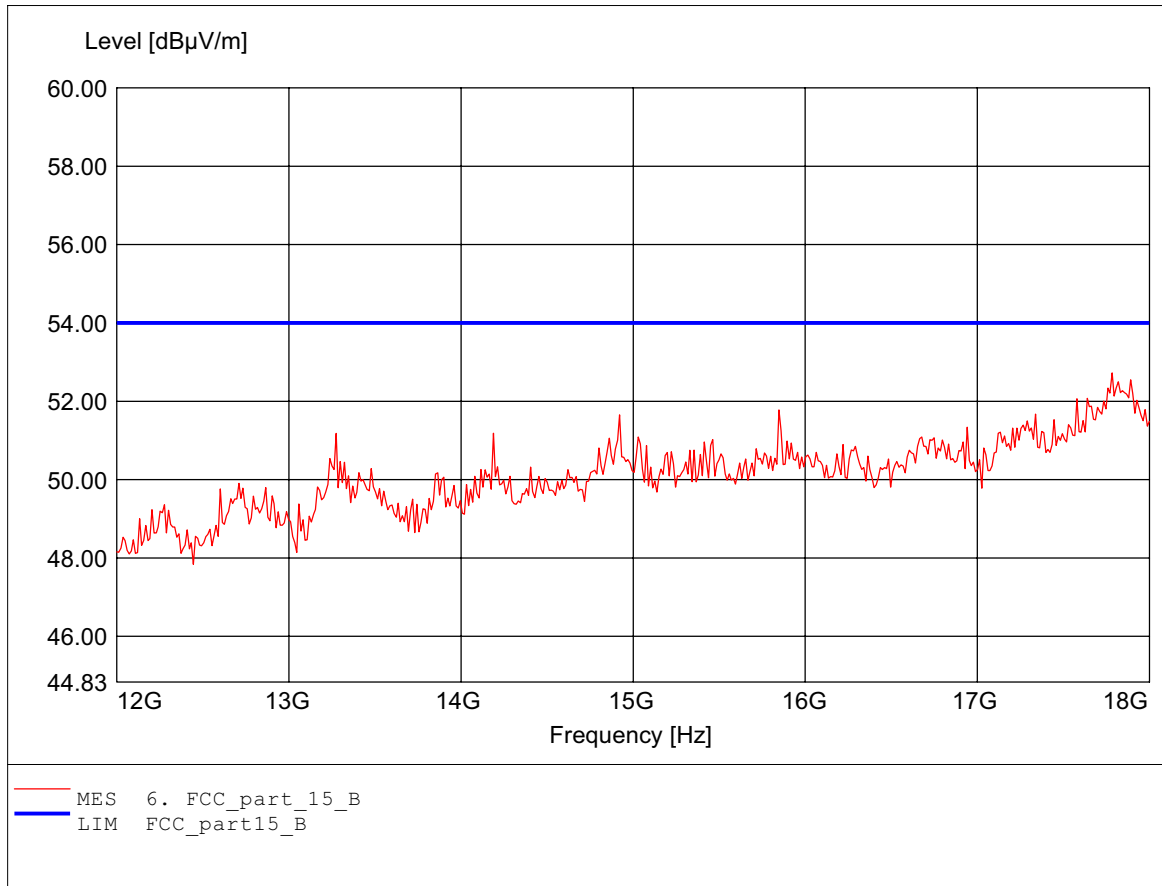
EUT: WIRELESS MINI PCI
MODEL NO.: WM61RL 802.11g high channel ant.B
Approval Holder: PRO-NETS TECHNOLOGY CORPORATION
Test Site / Operator: ETS / Dennis
Temperature/Voltage: Temp.: 24.4°C/ Unom.: 120 VAC (power on pc)
Test Specification: according to subpart B
Comment 1: Dist.: 3m, Ant.: HL25, ampl.
Freq:11.984GHz Emax:51.61dBµV/m RBW: 1 MHz



Field Strength under normal conditions

FCC RULES PART 15, SUBPART B

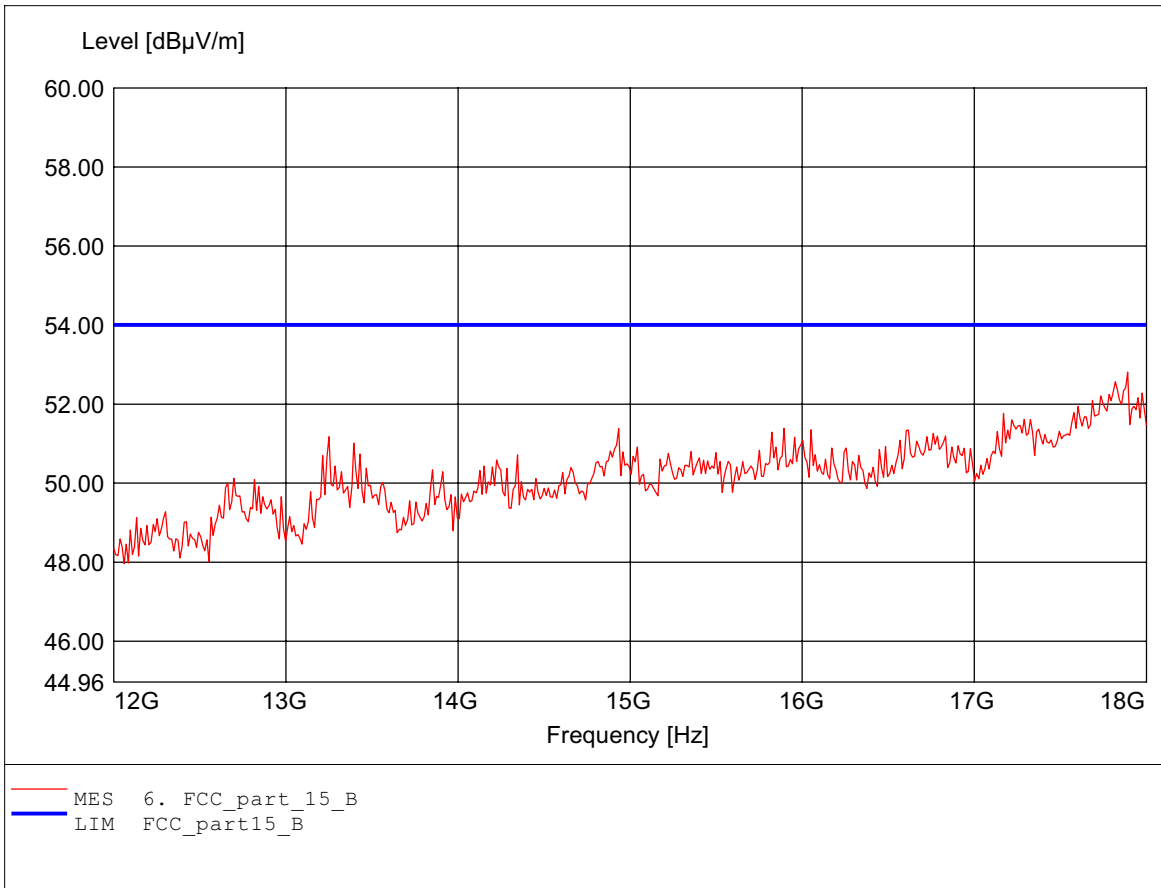
EUT: WIRELESS MINI PCI
MODEL NO.: WM61RL 802.11g high channel ant.B
Approval Holder: PRO-NETS TECHNOLOGY CORPORATION
Test Site / Operator: ETS / Dennis
Temperature/Voltage: Temp.: 24.4°C/ Unom.: 120 VAC (power on pc)
Test Specification: according to subpart B
Comment 1: Dist.: 3m, Ant.: HL25, ampl.
Freq:17.784GHz Emax:52.72dBμV/m RBW: 1 MHz



Field Strength under normal conditions

FCC RULES PART 15, SUBPART B

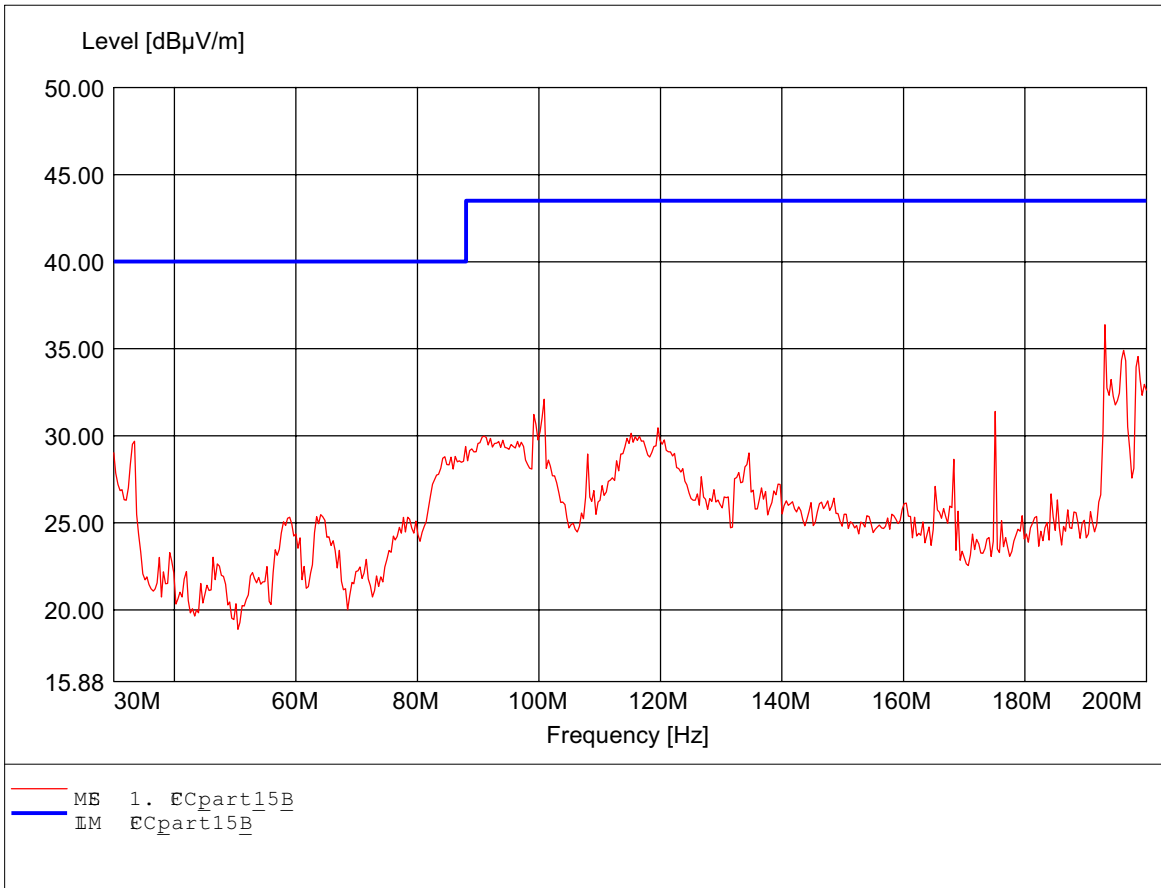
EUT: WIRELESS MINI PCI
MODEL NO.: WM61RL 802.11g high channel ant.B
Approval Holder: PRO-NETS TECHNOLOGY CORPORATION
Test Site / Operator: ETS / Dennis
Temperature/Voltage: Temp.: 24.4°C/ Unom.: 120 VAC (power on pc)
Test Specification: according to subpart B
Comment 1: Dist.: 3m, Ant.: HL25, ampl.
Freq:17.892GHz Emax:52.81dBμV/m RBW: 1 MHz



Field Strength under normal conditions

FCC RULES PART 15, SUBPART B

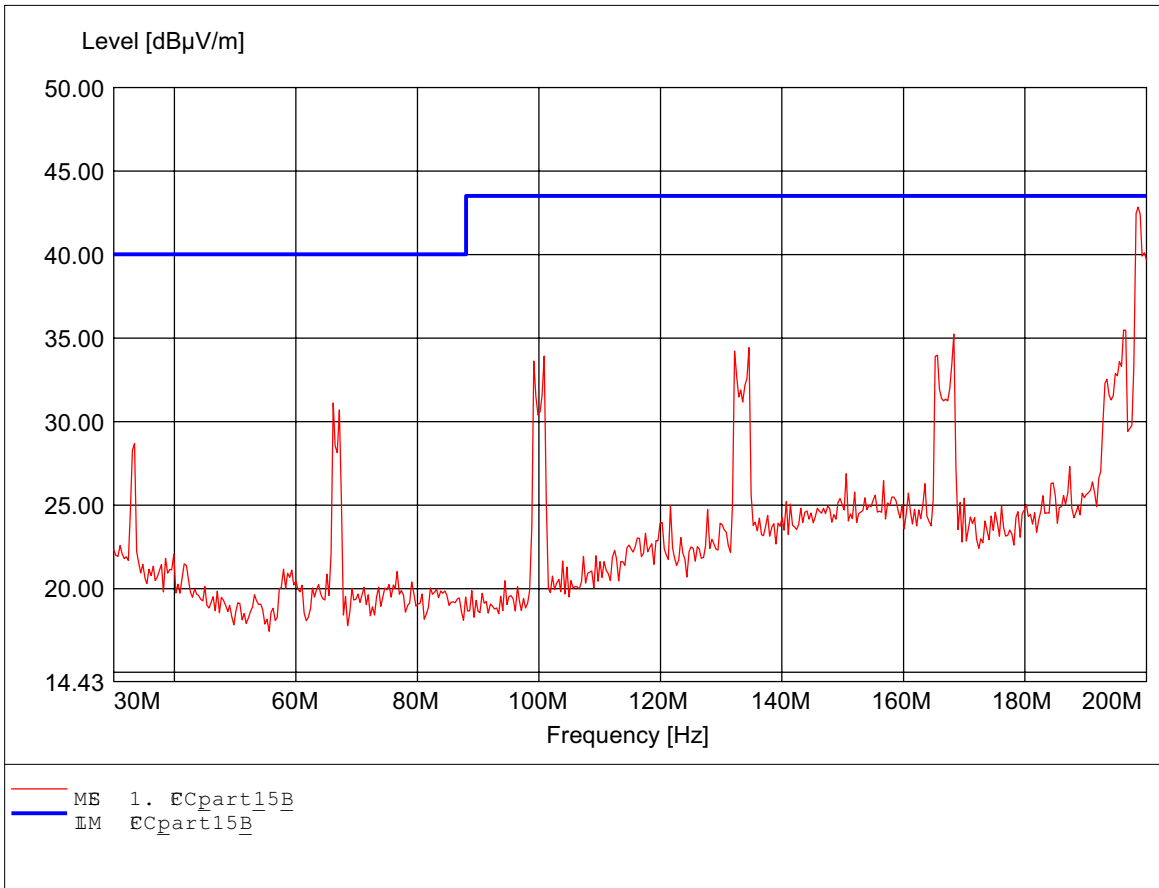
#: WIRES MINI EI
MODENO.: WM61RL ant.A
Appræl Høder: RO-NES TEHNOLOGYCORØRATION
Test Site / Operatø: ES / Dennis
Temperatne/Vøtage: Temp.: 25.5C/ Um.: 120 VAC (per n pc)
Test Spefætå: aøðing tospart B
Comment 2: Dst.: 3m, Ant.: HK116
Fecq193.186MHz Max36.38dBµ/m RBW: 100 kHz



Field Strength under normal conditions

FCC RULES PART 15, SUBPART B

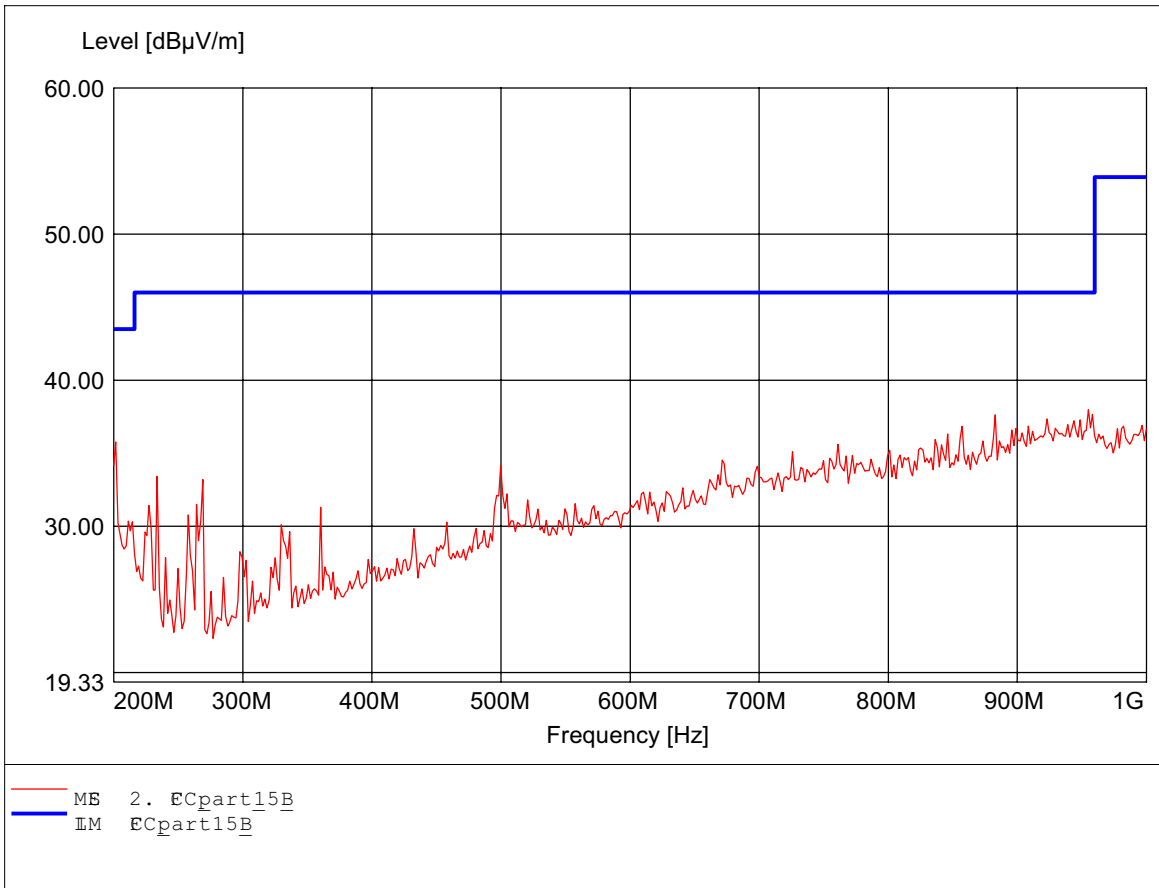
#: WIRES MINI EI
MODENO.: WM61RL ant.A
Appræl Høder: RO-NES TEHNOLOGYCORØRATION
Test Site / Operatø: ES / Dennis
Temperatne/Vøltage: Temp.: 25.5C/ Um.: 120 VAC (per n pc)
Test Spefætø: aødng tospart B
Comment 2: Dst.: 3m, Ant.: HK116
Feq198.637MHz Max42.83dBµ/m RBW: 100 kHz



Field Strength under normal conditions

FCC RULES PART 15, SUBPART B

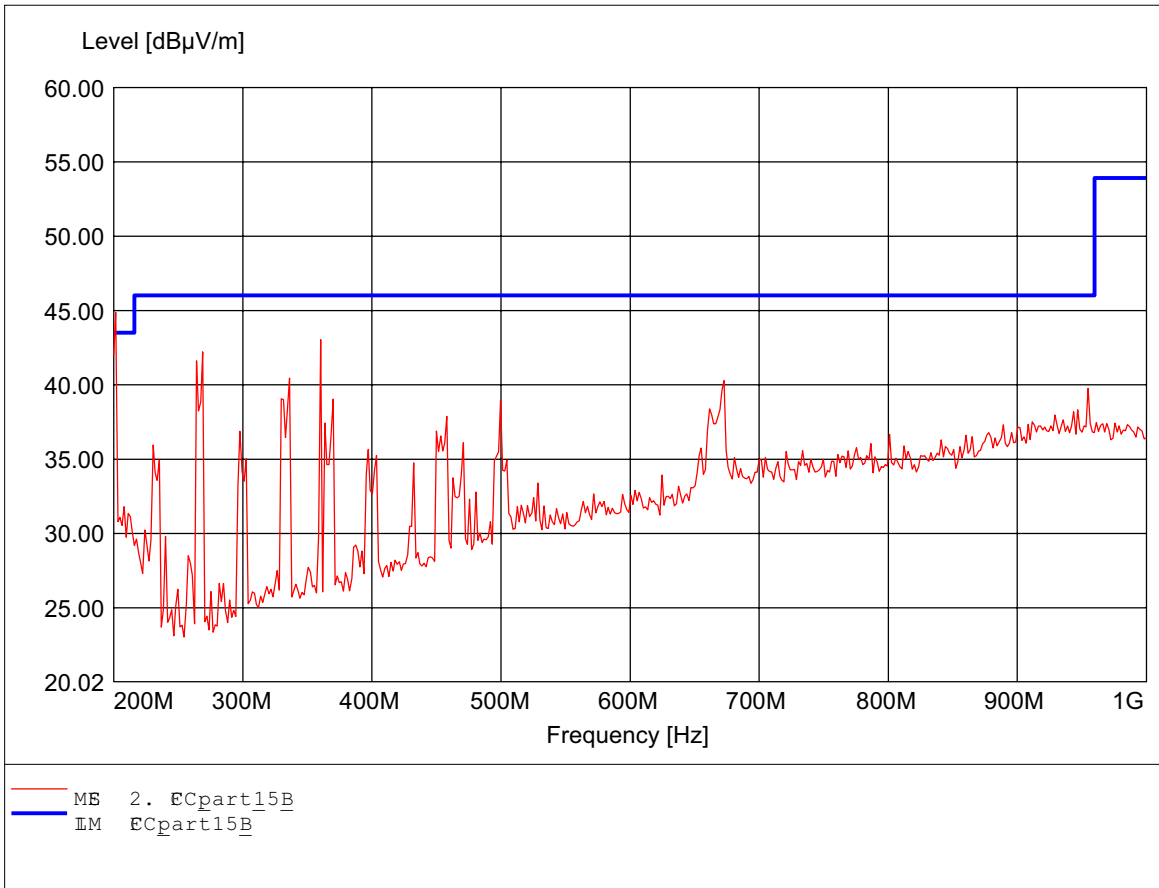
#: WIRES MINI EI
MODENO.: WM61RL ant.A
Appræl Høder: RO-NES TEHNOLOGYCORØRATION
Test Site / Operatø: ES / Dennis
Temperatne/Vøtage: Temp.: 25.5C/ Um.: 120 VAC (per n pc)
Test Spefatn: aøding tospart B
Comment 2: Dst.: 3m, Ant.: HL223, ampl.
Fecq955.110MHz Max37.97dBµ/m RBW: 100 kHz



Field Strength under normal conditions

FCC RULES PART 15, SUBPART B

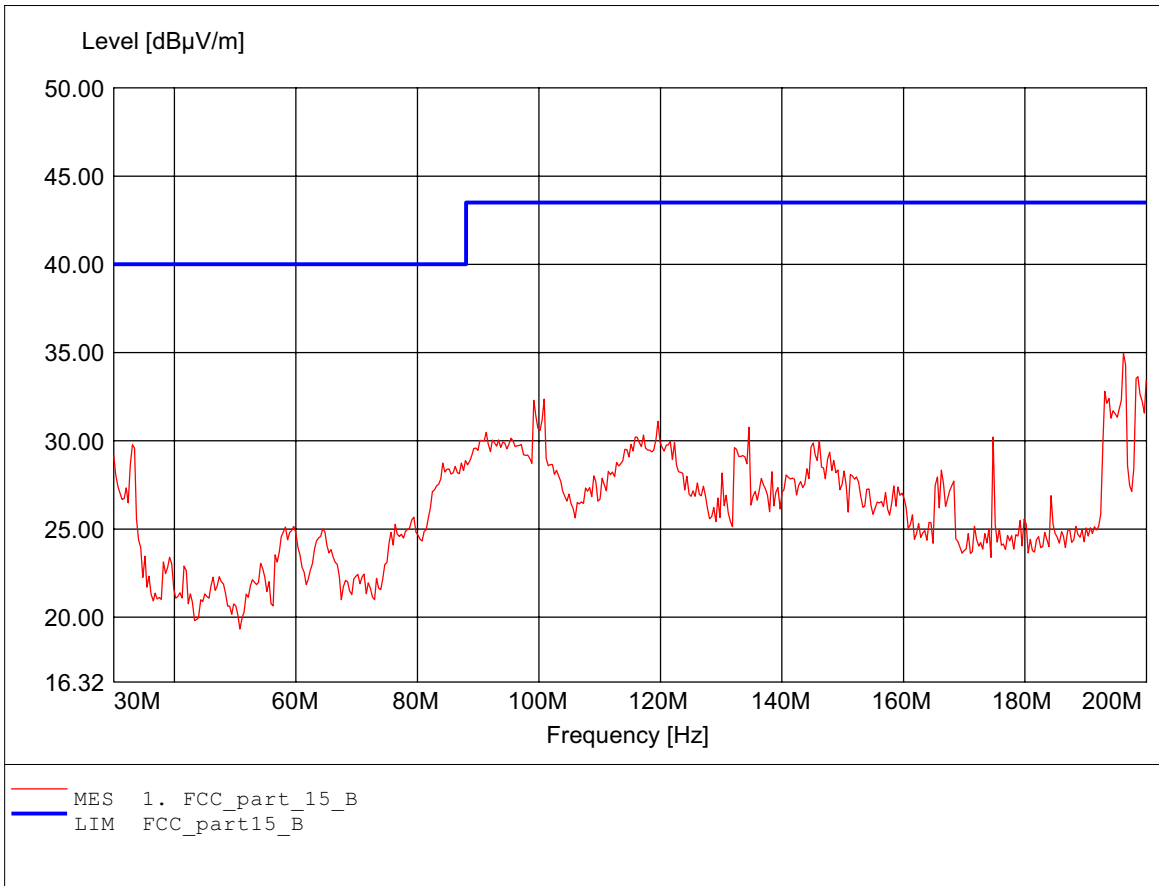
#: WIRES MINI EI
MODENO.: WM61RL ant.A
Appræl Høder: RO-NES TEHNOLOGYCORØRATION
Test Site / Operatø: ES / Dennis
Temperatne/Vøtage: Temp.: 25.5C/ Um.: 120 VAC (per n pc)
Test Spefætø: aøðing tospart B
Comment 2: Dst.: 3m, Ant.: HL223, ampl.
Fecq201.603MHz Max44.8dBµ/m RBW: 100 kHz



Field Strength under normal conditions

FCC RULES PART 15, SUBPART B

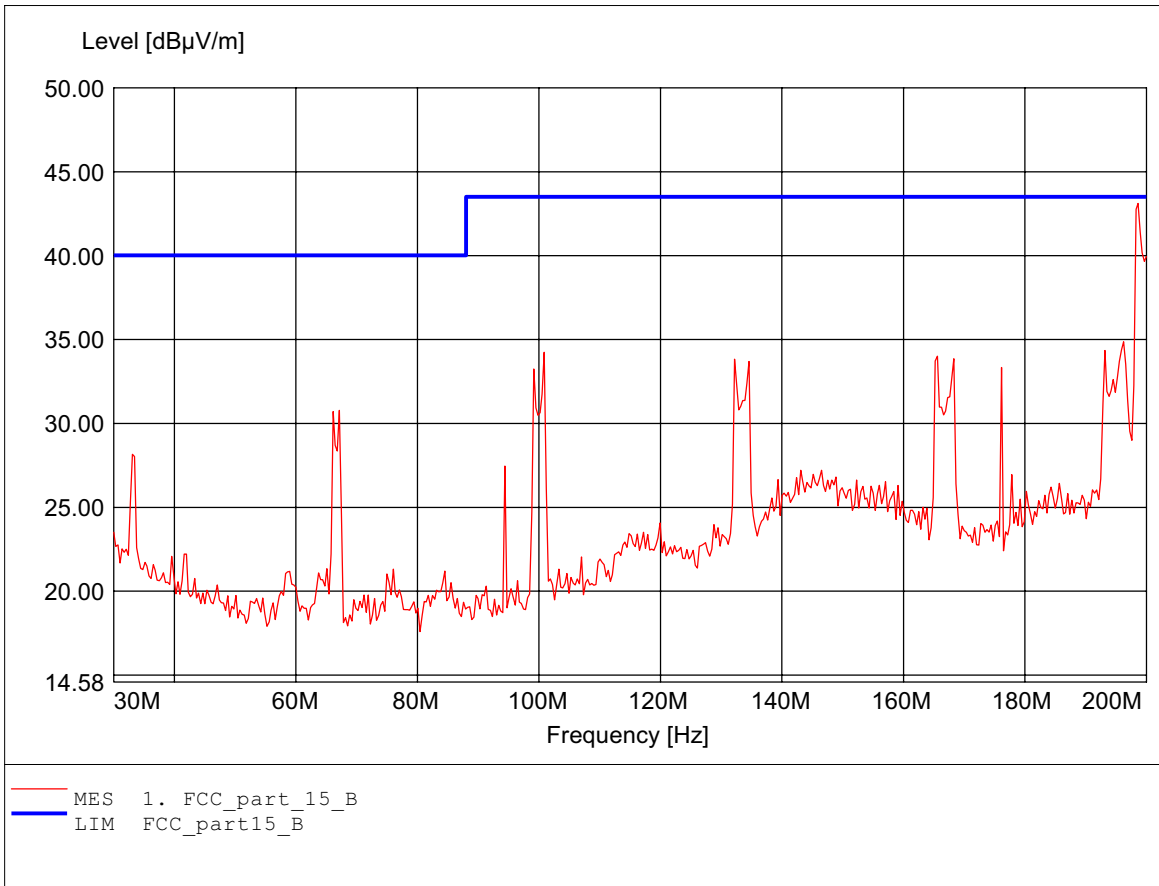
EUT: WIRELESS MINI PCI
MODEL NO.: WM61RL ant.B
Approval Holder: PRO-NETS TECHNOLOGY CORPORATION
Test Site / Operator: ETS / Dennis
Temperature/Voltage: Temp.: 25.5°C/ Unom.: 120 VAC (power on pc)
Test Specification: according to subpart B
Comment 2: Dist.: 3m, Ant.: HK 116
Freq:196.253MHz Emax:34.97dBμV/m RBW: 100 kHz



Field Strength under normal conditions

FCC RULES PART 15, SUBPART B

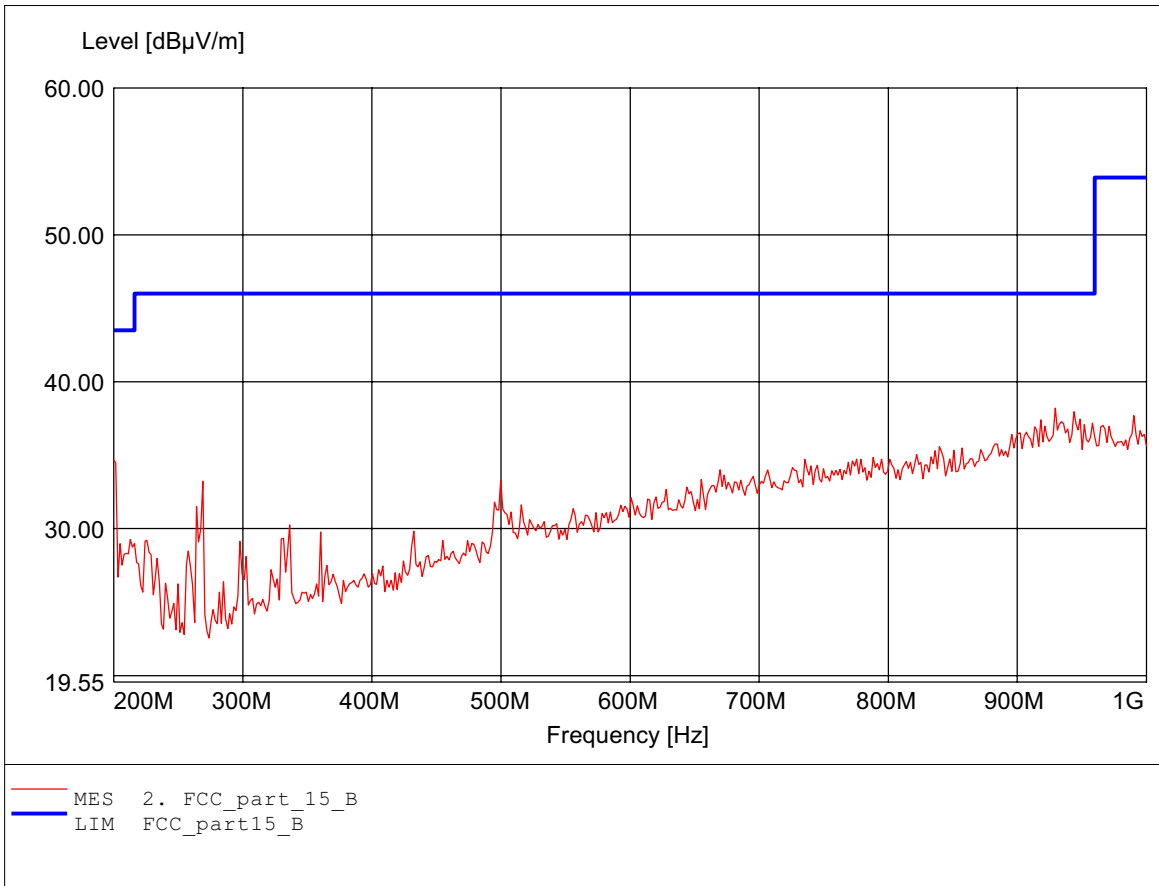
EUT: WIRELESS MINI PCI
MODEL NO.: WM61RL ant.B
Approval Holder: PRO-NETS TECHNOLOGY CORPORATION
Test Site / Operator: ETS / Dennis
Temperature/Voltage: Temp.: 25.5°C/ Unom.: 120 VAC (power on pc)
Test Specification: according to subpart B
Comment 2: Dist.: 3m, Ant.: HK 116
Freq:198.637MHz Emax:43.11dBμV/m RBW: 100 kHz



Field Strength under normal conditions

FCC RULES PART 15, SUBPART B

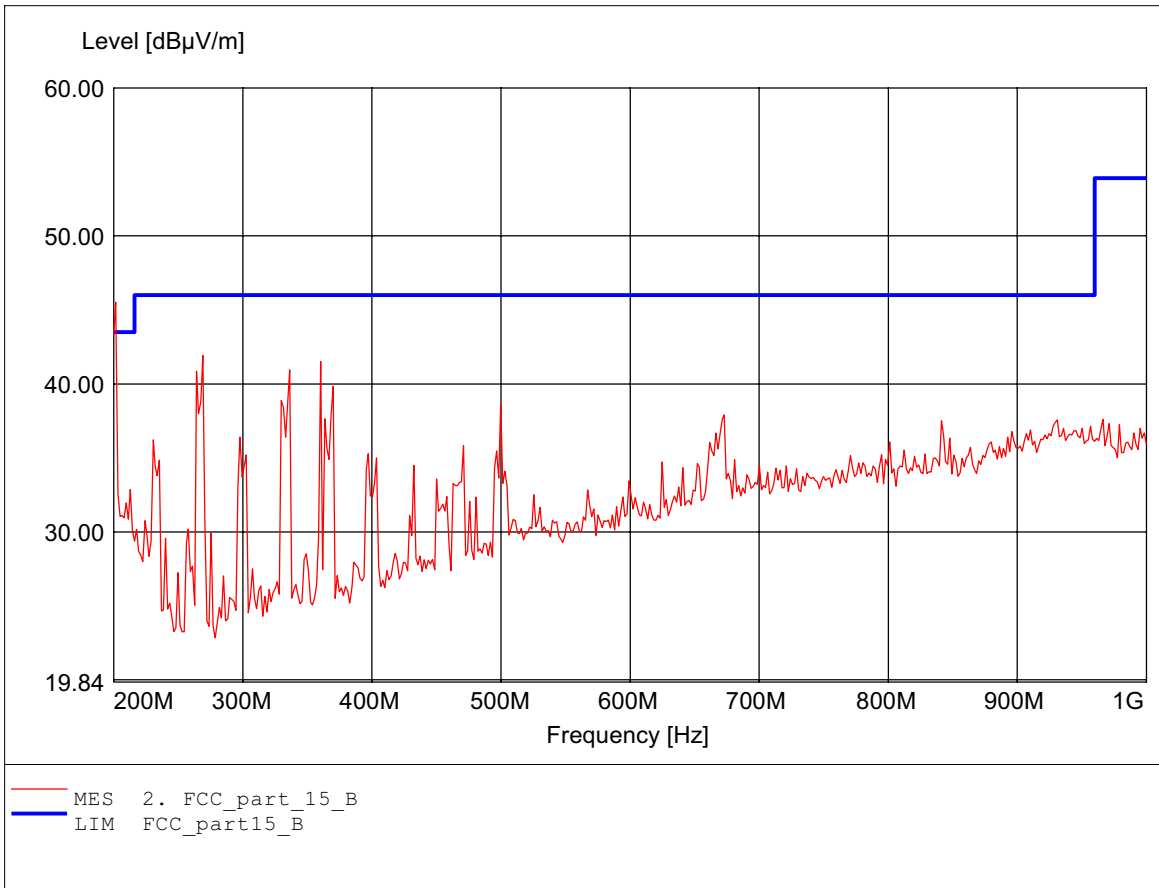
EUT: WIRELESS MINI PCI
MODEL NO.: WM61RL ant.B
Approval Holder: PRO-NETS TECHNOLOGY CORPORATION
Test Site / Operator: ETS / Dennis
Temperature/Voltage: Temp.: 25.5°C/ Unom.: 120 VAC (power on pc)
Test Specification: according to subpart B
Comment 2: Dist.: 3m, Ant.: HL 223, ampl.
Freq:929.459MHz Emax:38.20dBµV/m RBW: 100 kHz




Field Strength under normal conditions

FCC RULES PART 15, SUBPART B

EUT: WIRELESS MINI PCI
MODEL NO.: WM61RL ant.B
Approval Holder: PRO-NETS TECHNOLOGY CORPORATION
Test Site / Operator: ETS / Dennis
Temperature/Voltage: Temp.: 25.5°C/ Unom.: 120 VAC (power on pc)
Test Specification: according to subpart B
Comment 2: Dist.: 3m, Ant.: HL 223, ampl.
Freq:201.603MHz Emax:45.52dBμV/m RBW: 100 kHz





Registration number: W6M20602-6575-C-2
FCC ID: RXZ-WM61RL

Appendix G

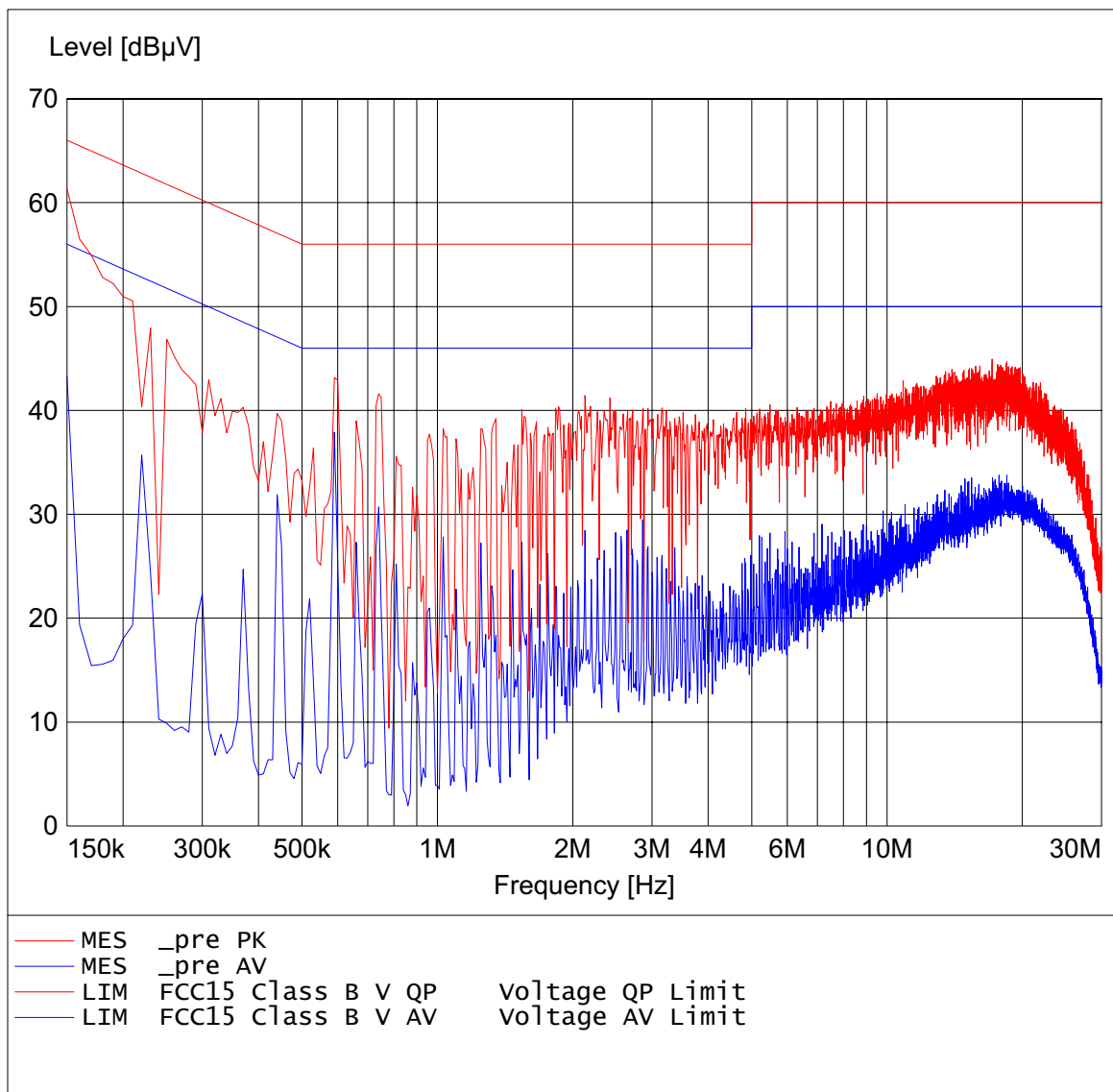
Power Line Conducted Emission

The measurement diagram are wideband pre-scan results; only for reference.

EMI voltage test in the ac-mains according to FCC Part 15

Class B

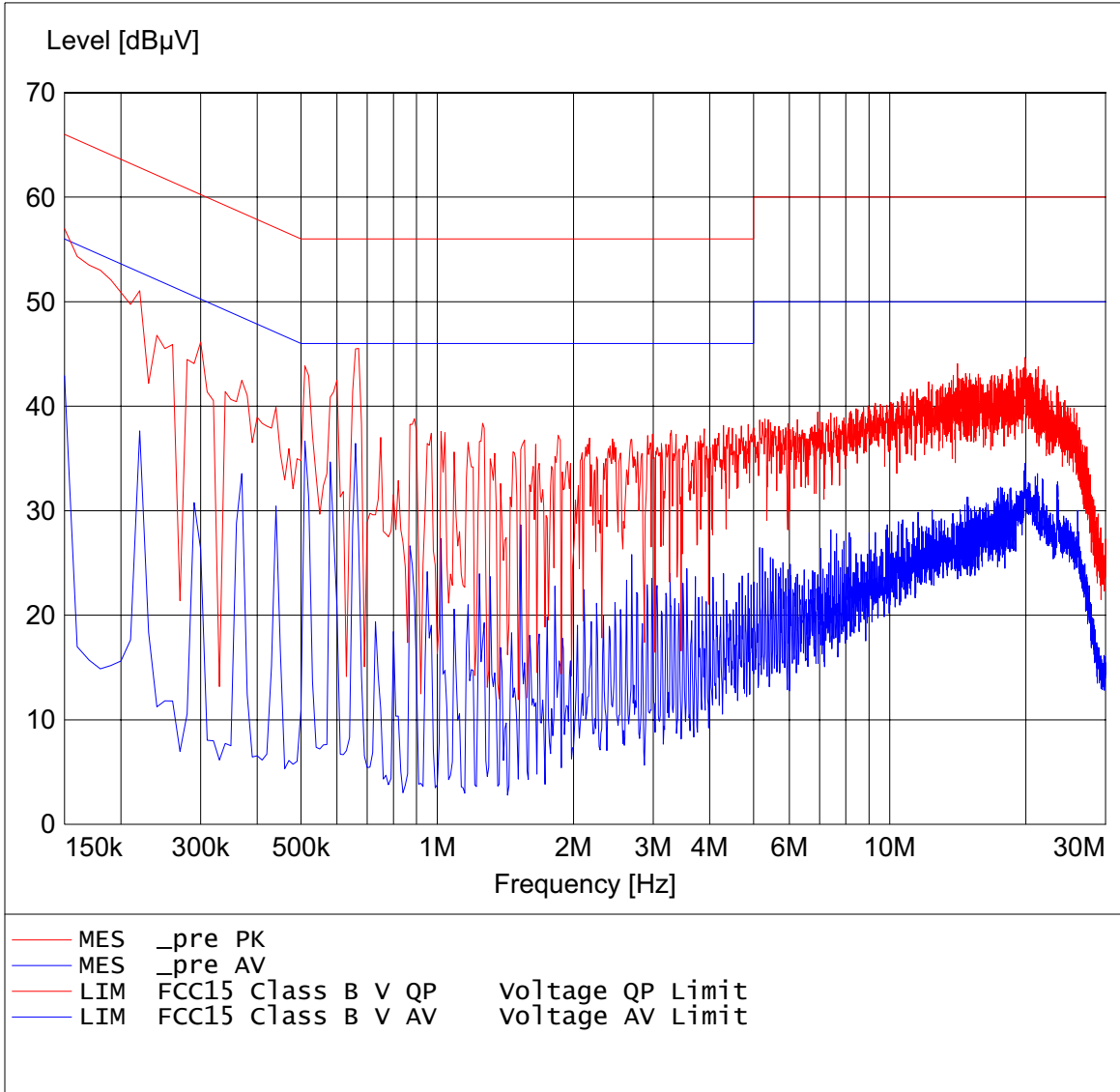
EUT: WIRELESS MINI PCI
Approval Holder: Pro-Nets Technology Corporation
Operating Condition: Unom: 120 VAC (power on pc) , Tnom: 23.9°C
Test Site: ETS
Operator: Patrick
Test Specification: V-network: ESH3-Z5 N
Comment: model: WM61RL mode: active




EMI voltage test in the ac-mains according to FCC Part 15

Class B

EUT: WIRELESS MINI PCI
Approval Holder: Pro-Nets Technology Corporation
Operating Condition: Unom: 120 VAC (power on pc) , Tnom: 23.9°C
Test Site: ETS
Operator: Patrick
Test Specification: V-network: ESH3-Z5 L1
Comment: model: WM61RL mode: active





Registration number: W6M20602-6575-C-2
FCC ID: RXZ-WM61RL

Appendix H

Pictures