


APPENDIX 1: Photographs of test setup

Conducted Emission (Magnet-base Antenna)

Front



Rear



Spurious Emission (Radiated) (Magnet-base Antenna)

Front




Rear




Worst Case Position (Horizontal: Y-axis/ Vertical:X-axis)

Magnet-base Antenna

X-axis



Y-axis



Z-axis



Worst Case Position (Horizontal: Y-axis/ Vertical:X-axis)

Pencil Antenna

X-axis



Y-axis



Z-axis

