

802.11n HT40

CH 134 (Horizontal) Peak

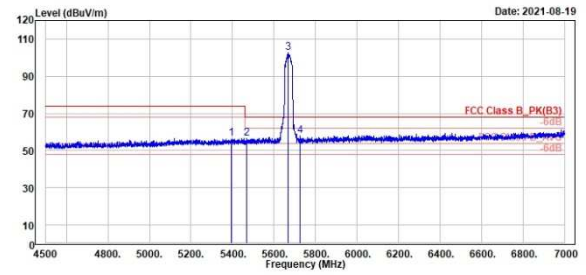
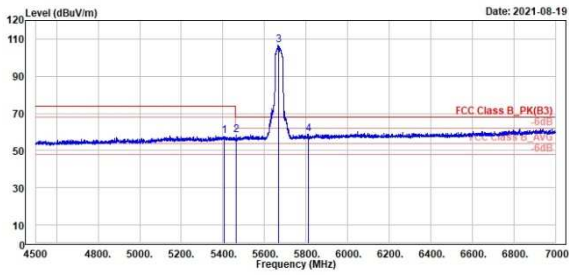
CH 134 (Vertical) Peak



TÜV Rheinland Taiwan Ltd.
 No. 438-18, Sec. 2, Fenhiao, Linkou Dist., New Taipei City 244, Taiwan(R.O.C.)
 Tel: +886-2172-1000 Fax: +886-2172-1322



TÜV Rheinland Taiwan Ltd.
 No. 438-18, Sec. 2, Fenhiao, Linkou Dist., New Taipei City 244, Taiwan(R.O.C.)
 Tel: +886-2172-1000 Fax: +886-2172-1322



	Read	Limit	Over	Apos	TPos	Remark	Pol/Phase	Note
1	2	3	4	5	6	7	8	9
Freq	Level	Level	Factor	Line	Limit			
MHz	dBuV/m	dBuV	dB/m	dBuV/m	dB	cm	deg	
1	5484.87	57.86	14.26	43.68	74.00	-16.14	363	299 Peak Horizontal
2	5463.77	58.21	14.62	43.59	68.20	-9.99	363	299 Peak Horizontal
3	5678.00	106.58	63.86	43.52	68.20	38.38	363	299 Peak Horizontal
4	5811.14	58.88	15.10	43.78	68.20	-9.32	363	299 Peak Horizontal

	Read	Limit	Over	Apos	TPos	Remark	Pol/Phase	Note
1	2	3	4	5	6	7	8	9
Freq	Level	Level	Factor	Line	Limit			
MHz	dBuV/m	dBuV	dB/m	dBuV/m	dB	cm	deg	
1	5395.39	56.48	12.81	43.59	74.00	-17.60	353	32 Peak Vertical
2	5468.26	56.44	12.83	43.61	68.20	-11.76	353	32 Peak Vertical
3	5678.00	102.59	59.87	43.52	68.20	34.39	353	32 Peak Vertical
4	5725.29	58.05	14.36	43.69	68.20	-10.15	353	32 Peak Vertical

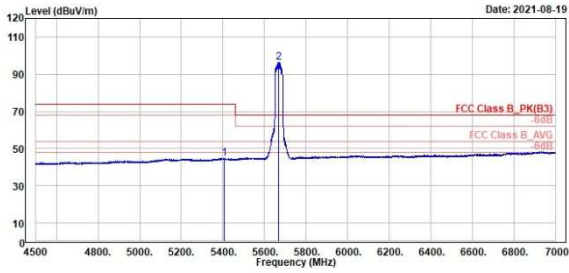
802.11n HT40

CH 134 (Horizontal) Average

CH 134 (Vertical) Average



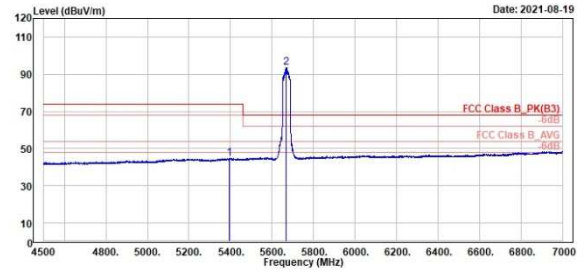
TÜV Rheinland Taiwan Ltd.
No. 438-18, Sec 2, Fentiao, Linkou Dist., New Taipei City 244, Taiwan(R.O.C.)
Tel: +886-2172-1000 Fax: +886-2172-1322



Freq	Level	Read	Limit	Over	APos	TPos	Remark	Pol/Phase	Note
MHz	dBuV/m	dBuV	dB/m	dBuV/m	dB	cm	deg		
1	5484.87	44.94	1.34	43.60	54.00	-9.06	363	299	Average Horizontal
2 *	5670.00	96.33	52.01	43.52	54.00	42.33	363	299	Average Horizontal



TÜV Rheinland Taiwan Ltd.
No. 438-18, Sec 2, Fentiao, Linkou Dist., New Taipei City 244, Taiwan(R.O.C.)
Tel: +886-2172-1000 Fax: +886-2172-1322



Freq	Level	Read	Limit	Over	APos	TPos	Remark	Pol/Phase	Note
MHz	dBuV/m	dBuV	dB/m	dBuV/m	dB	cm	deg		
1	5395.39	44.94	1.35	43.59	54.00	-9.06	353	32	Average Vertical
2 *	5670.00	93.56	50.04	43.52	54.00	39.56	353	32	Average Vertical

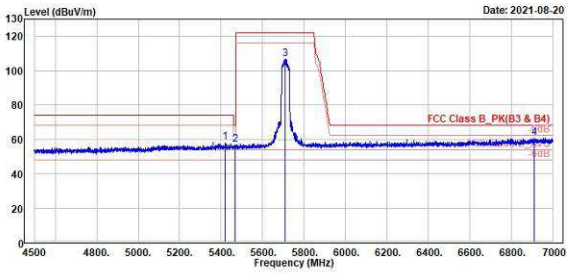
802.11n HT40

CH 142 (Horizontal) Peak

CH 142 (Vertical) Peak



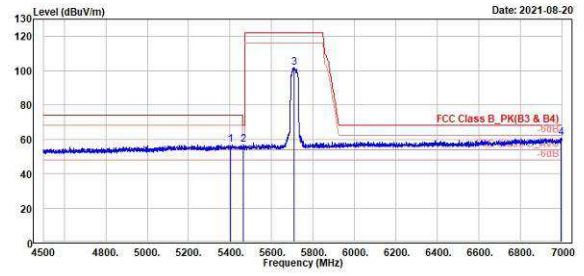
TUV Rheinland Taiwan Ltd.
No. 438-18, Sec 2, Fenliiao, Linkou Dist., New Taipei City 244, Taiwan(R.O.C.)
Tel: +886-2172-1000 Fax: +886-2172-1322



	Read	Limit	Over	APos	TPos	Remark	Pol/Phase	Note	
1	Level	Line	Limit	cm	deg				
MHz	dBuV/m	dBuV	dB/m	dBuV/m	dB	cm	deg		
1	5430.34	58.44	14.85	43.59	74.00	-15.56	108	295 Peak	Horizontal
2	5466.26	56.74	13.14	43.60	68.20	-11.46	108	295 Peak	Horizontal
3	5708.33	106.93	63.26	43.67	122.20	-15.27	108	295 Peak	Horizontal
4	6912.16	60.91	15.59	45.32	68.20	-7.29	108	295 Peak	Horizontal



TUV Rheinland Taiwan Ltd.
No. 438-18, Sec 2, Fenliiao, Linkou Dist., New Taipei City 244, Taiwan(R.O.C.)
Tel: +886-2172-1000 Fax: +886-2172-1322



	Read	Limit	Over	APos	TPos	Remark	Pol/Phase	Note	
1	Level	Line	Limit	cm	deg				
MHz	dBuV/m	dBuV	dB/m	dBuV/m	dB	cm	deg		
1	5483.37	56.89	13.29	43.60	74.00	-17.11	368	354 Peak	Vertical
2	5465.76	56.63	13.03	43.60	68.20	-11.57	368	354 Peak	Vertical
3	5708.82	101.82	58.15	43.67	122.20	-20.38	368	354 Peak	Vertical
4	6995.01	60.66	15.27	45.39	68.20	-7.54	368	354 Peak	Vertical

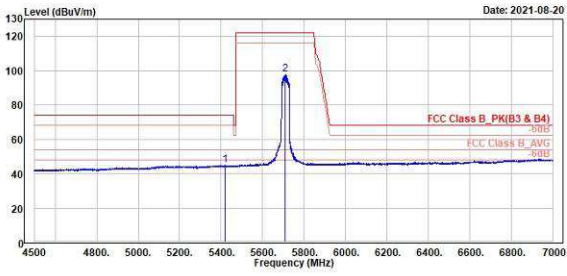
802.11n HT40

CH 142 (Horizontal) Average

CH 142 (Vertical) Average



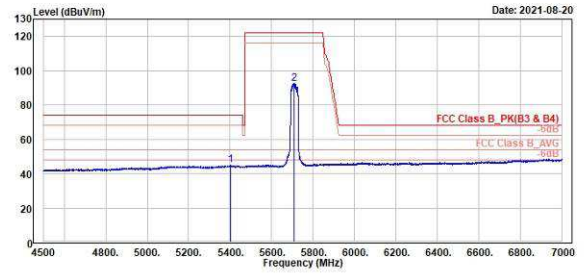
TUV Rheinland Taiwan Ltd.
No. 438-18, Sec 2, Fenliiao, Linkou Dist., New Taipei City 244, Taiwan(R.O.C.)
Tel: +886-2172-1000 Fax: +886-2172-1322



Read	Limit	Over	APos	TPos	Remark	Pol/Phase	Note		
Freq	Level	Level	Line	Limit					
MHz	dBuV/m	dBuV	dB/m	dBuV/m	dB	cm	deg		
1	5420.34	44.92	1.33	43.59	54.00	-9.08	108	295 Average	Horizontal
2	5710.00	97.99	54.32	43.67	54.00	43.99	108	295 Average	Horizontal



TUV Rheinland Taiwan Ltd.
No. 438-18, Sec 2, Fenliiao, Linkou Dist., New Taipei City 244, Taiwan(R.O.C.)
Tel: +886-2172-1000 Fax: +886-2172-1322



Read	Limit	Over	APos	TPos	Remark	Pol/Phase	Note		
Freq	Level	Level	Line	Limit					
MHz	dBuV/m	dBuV	dB/m	dBuV/m	dB	cm	deg		
1	5403.37	44.88	1.28	43.60	54.00	-9.12	368	354 Average	Vertical
2	5710.00	92.64	48.97	43.67	54.00	38.64	368	354 Average	Vertical

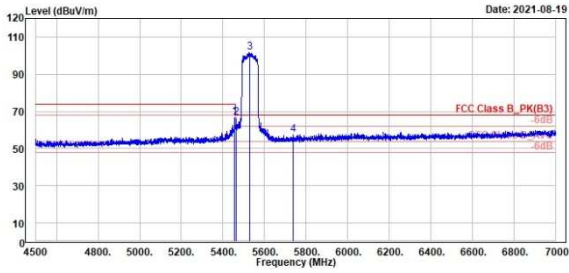
802.11ac VHT80

CH 106 (Horizontal) Peak

CH 106 (Vertical) Peak



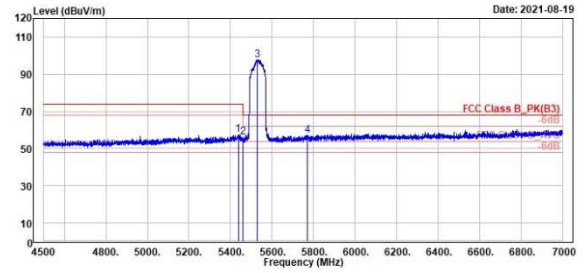
TUV Rheinland Taiwan Ltd.
No. 438-18, Sec. 2, Fenhiao, Linkou Dist., New Taipei City 244, Taiwan(R.O.C.)
Tel: +886-2172-1000 Fax: +886-2172-1322



Peak	Freq (MHz)	Level (dBuV/m)	Read Level (dBuV)	Factor (dB/m)	Limit Line (dBuV/m)	Over Limit (dB)	APos (cm)	TPos (deg)	Remark	Pol/Phase	Note
1	5457.28	67.83	23.46	43.57	74.00	-6.97	112	298	Peak	Horizontal	
2	5463.77	66.78	23.11	43.59	68.20	-1.50	117	301	Peak	Horizontal	
3 *	5538.00	101.97	58.43	43.54	68.20	33.77	117	301	Peak	Horizontal	
4	5736.28	57.46	13.76	43.70	68.20	-10.74	117	301	Peak	Horizontal	



TUV Rheinland Taiwan Ltd.
No. 438-18, Sec. 2, Fenhiao, Linkou Dist., New Taipei City 244, Taiwan(R.O.C.)
Tel: +886-2172-1000 Fax: +886-2172-1322



Peak	Freq (MHz)	Level (dBuV/m)	Read Level (dBuV)	Factor (dB/m)	Limit Line (dBuV/m)	Over Limit (dB)	APos (cm)	TPos (deg)	Remark	Pol/Phase	Note
1	5437.31	57.69	14.12	43.57	74.00	-16.31	373	8	Peak	Vertical	
2	5460.77	56.21	12.63	43.58	68.20	-11.99	373	8	Peak	Vertical	
3 *	5538.00	97.75	54.21	43.54	68.20	29.55	373	8	Peak	Vertical	
4	5769.22	57.18	13.46	43.72	68.20	-11.02	373	8	Peak	Vertical	

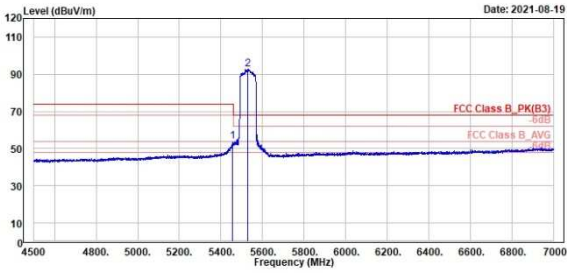
802.11ac VHT80

CH 106 (Horizontal) Average

CH 106 (Vertical) Average



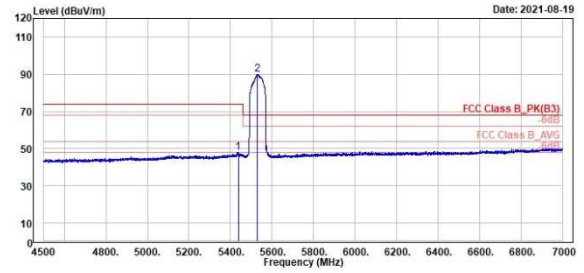
TÜV Rheinland Taiwan Ltd.
No. 438-18, Sec. 2, Fenhiao, Linkou Dist., New Taipei City 244, Taiwan(R.O.C.)
Tel: +886-2172-1000 Fax: +886-2172-1322



Freq	Level	Read	Limit	Over	APos	TPos	Remark	Pol/Phase	Note
MHz	dBuV/m	dBuV	dB/m	dBuV/m	dB	cm	deg		
1 5457.28	53.64	10.07	43.57	54.00	-0.36	112	298 Average	Horizontal	
2 * 5530.00	92.64	49.10	43.54	54.00	38.64	117	301 Average	Horizontal	



TÜV Rheinland Taiwan Ltd.
No. 438-18, Sec. 2, Fenhiao, Linkou Dist., New Taipei City 244, Taiwan(R.O.C.)
Tel: +886-2172-1000 Fax: +886-2172-1322



Freq	Level	Read	Limit	Over	APos	TPos	Remark	Pol/Phase	Note
MHz	dBuV/m	dBuV	dB/m	dBuV/m	dB	cm	deg		
1 5437.31	47.91	4.34	43.57	54.00	-6.09	373	8 Average	Vertical	
2 * 5530.00	89.86	46.32	43.54	54.00	35.86	373	8 Average	Vertical	

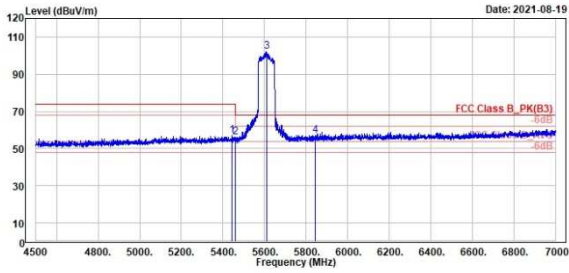
802.11ac VHT80

CH 122 (Horizontal) Peak

CH 122 (Vertical) Peak



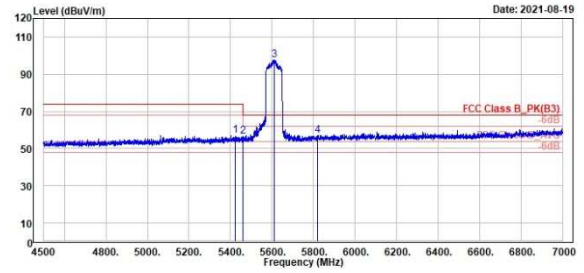
TUV Rheinland Taiwan Ltd.
No. 438-18, Sec 2, Fentiao, Linkou Dist., New Taipei City 244, Taiwan(R.O.C.)
Tel: +886-2172-1000 Fax: +886-2172-1322



	Read	Limit	Over	APos	TPos	Remark	Pol/Phase	Note	
1	5442.88	56.91	13.35	43.56	74.00	-17.09	100	298 Peak	Horizontal
2	5461.27	56.24	12.66	43.58	68.20	-11.96	100	298 Peak	Horizontal
3 *	5618.00	102.19	58.64	43.55	68.20	33.99	100	298 Peak	Horizontal
4	5844.08	57.21	13.33	43.88	68.20	-10.99	100	298 Peak	Horizontal



TUV Rheinland Taiwan Ltd.
No. 438-18, Sec 2, Fentiao, Linkou Dist., New Taipei City 244, Taiwan(R.O.C.)
Tel: +886-2172-1000 Fax: +886-2172-1322



	Read	Limit	Over	APos	TPos	Remark	Pol/Phase	Note	
1	5423.84	57.06	13.48	43.58	74.00	-16.94	384	30 Peak	Vertical
2	5460.27	56.53	12.95	43.58	68.20	-11.67	384	30 Peak	Vertical
3 *	5618.00	97.49	53.94	43.55	68.20	29.29	384	30 Peak	Vertical
4	5818.13	57.26	13.45	43.81	68.20	-10.94	384	30 Peak	Vertical

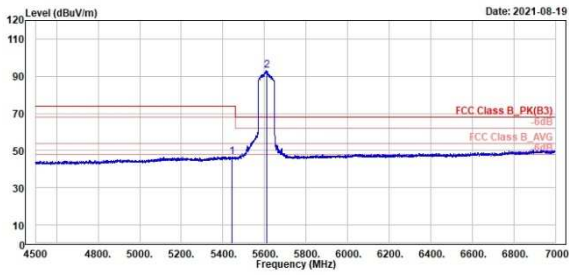
802.11ac VHT80

CH 122 (Horizontal) Average

CH 122 (Vertical) Average



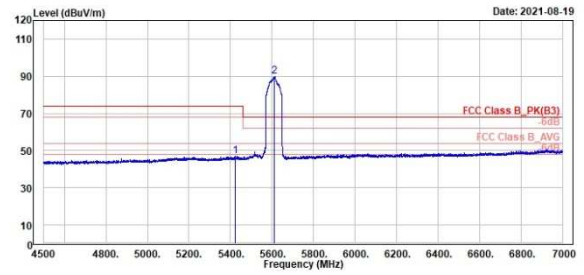
TÜV Rheinland Taiwan Ltd.
No. 438-18, Sec 2, Fentiao, Linkou Dist., New Taipei City 244, Taiwan(R.O.C.)
Tel: +886-2172-1000 Fax: +886-2172-1322



Freq	Level	Read Level	Factor	Limit Line	Over Limit	APos	TPos	Remark	Pol/Phase	Note
MHz	dBuV/m	dBuV	dB/m	dBuV/m	dB	cm	deg			
1	5442.88	46.74	3.18	43.56	54.00	-7.26	100	298 Average	Horizontal	
2 *	5610.00	92.96	49.41	43.55	54.00	38.96	100	298 Average	Horizontal	



TÜV Rheinland Taiwan Ltd.
No. 438-18, Sec 2, Fentiao, Linkou Dist., New Taipei City 244, Taiwan(R.O.C.)
Tel: +886-2172-1000 Fax: +886-2172-1322



Freq	Level	Read Level	Factor	Limit Line	Over Limit	APos	TPos	Remark	Pol/Phase	Note
MHz	dBuV/m	dBuV	dB/m	dBuV/m	dB	cm	deg			
1	5423.84	46.91	3.33	43.58	54.00	-7.09	384	38 Average	Vertical	
2 *	5610.00	89.96	46.41	43.55	54.00	35.96	384	38 Average	Vertical	

802.11ac VHT80

CH 138 (Horizontal) Peak

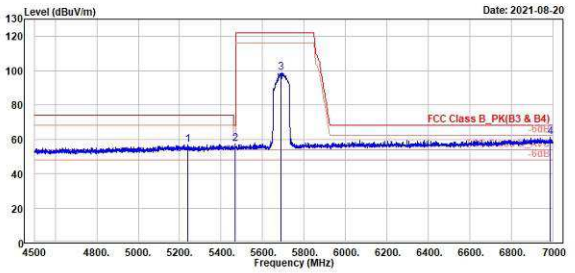
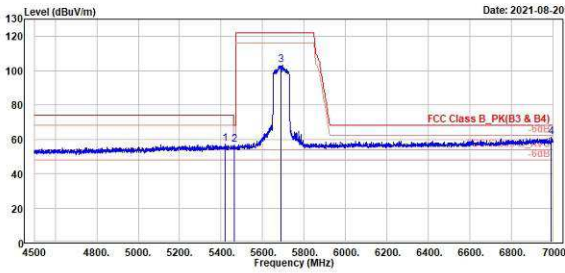
CH 138 (Vertical) Peak



TUV Rheinland Taiwan Ltd.
No. 438-18, Sec 2, Fenliiao, Linkou Dist., New Taipei City 244, Taiwan(R.O.C.)
Tel: +886-2172-1000 Fax: +886-2172-1322



TUV Rheinland Taiwan Ltd.
No. 438-18, Sec 2, Fenliiao, Linkou Dist., New Taipei City 244, Taiwan(R.O.C.)
Tel: +886-2172-1000 Fax: +886-2172-1322



Peak	Freq	Level	Read	Limit	Over	APos	TPos	Remark	Pol/Phase	Note
	MHz	dBuV/m	dBuV	dB/m	dBuV/m	dB	cm	deg		
1	5426.84	57.13	13.54	43.59	74.00	-16.87	100	296 Peak	Horizontal	
2	5464.76	56.88	13.28	43.60	68.20	-11.32	100	296 Peak	Horizontal	
3	5698.00	103.09	59.47	43.62	122.20	-19.11	100	296 Peak	Horizontal	
4	6993.01	61.13	15.74	45.39	68.20	-7.07	100	296 Peak	Horizontal	

Peak	Freq	Level	Read	Limit	Over	APos	TPos	Remark	Pol/Phase	Note
	MHz	dBuV/m	dBuV	dB/m	dBuV/m	dB	cm	deg		
1	5238.67	56.98	13.73	43.17	74.00	-17.10	289	0 Peak	Vertical	
2	5469.75	57.48	13.87	43.61	68.20	-10.72	289	0 Peak	Vertical	
3	5698.00	98.75	55.13	43.62	122.20	-23.45	289	0 Peak	Vertical	
4	6988.52	61.45	16.08	45.37	68.20	-6.75	289	0 Peak	Vertical	

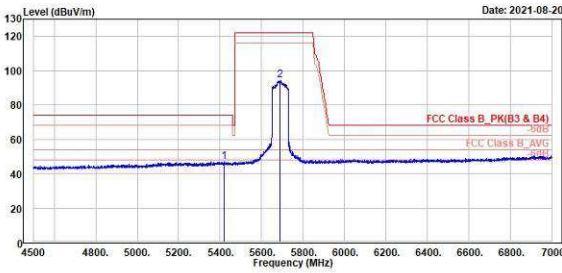
802.11ac VHT80

CH 138 (Horizontal) Average

CH 138 (Vertical) Average



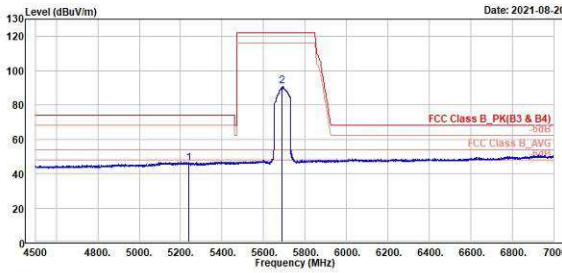
TUV Rheinland Taiwan Ltd.
No. 438-18, Sec 2, Fenliiao, Linkou Dist., New Taipei City 244, Taiwan(R.O.C.)
Tel: +886-2172-1000 Fax: +886-2172-1322



Read	Limit	Over	APos	TPos	Remark	Pol/Phase	Note
Freq	Level	Level	Line	Limit			
MHz	dBuV/m	dBuV	dB/m	dBuV/m	dB	cm	deg
1	5428.84	46.81	3.22	43.59	54.00	-7.19	100 296 Average Horizontal
2	5698.00	94.62	51.00	43.62	54.00	40.62	100 296 Average Horizontal



TUV Rheinland Taiwan Ltd.
No. 438-18, Sec 2, Fenliiao, Linkou Dist., New Taipei City 244, Taiwan(R.O.C.)
Tel: +886-2172-1000 Fax: +886-2172-1322



Read	Limit	Over	APos	TPos	Remark	Pol/Phase	Note
Freq	Level	Level	Line	Limit			
MHz	dBuV/m	dBuV	dB/m	dBuV/m	dB	cm	deg
1	5428.84	46.81	3.22	43.59	54.00	-7.19	100 296 Average Horizontal
2	5698.00	94.62	51.00	43.62	54.00	40.62	100 296 Average Horizontal

Mask, 5.725GHz ~ 5.85GHz
U-NII-3

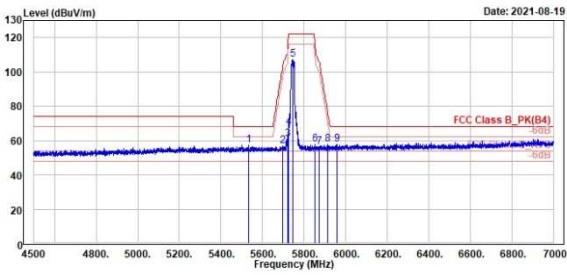
802.11a

CH 149 (Horizontal) Peak

CH 149 (Vertical) Peak



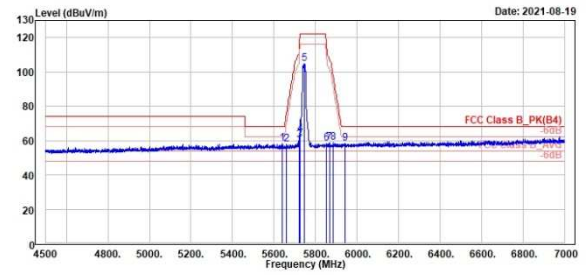
TUV Rheinland Taiwan Ltd.
No. 438-18, Sec 2, Fentiao, Linkou Dist., New Taipei City 244, Taiwan(R.O.C.)
Tel: +886-2172-1000 Fax: +886-2172-1322



	Read	Limit	Over	Apos	TPos	Remark	Pol/Phase	Note
Freq	Level	Level	Line	Limit				
MHz	dBuV/m	dBuV	dB/m	dBuV/m	dB	cm	deg	
1	5531.64	57.22	13.69	43.53	68.20	-10.98	351	298 Peak Horizontal
2	5697.84	56.62	12.97	43.65	103.61	-46.99	351	298 Peak Horizontal
3	5719.80	61.01	17.33	43.68	110.75	-49.74	351	298 Peak Horizontal
4	5724.80	67.53	23.84	43.69	121.73	-54.20	351	298 Peak Horizontal
5	5745.00	107.38	63.68	43.70	122.20	-14.82	351	298 Peak Horizontal
6	5851.57	57.64	13.75	43.89	118.63	-60.99	351	298 Peak Horizontal
7	5872.53	56.40	12.44	43.96	105.89	-49.49	351	298 Peak Horizontal
8	5914.45	57.93	13.82	44.11	75.98	-18.05	351	298 Peak Horizontal
9	5957.38	57.93	13.65	44.28	68.20	-10.27	351	298 Peak Horizontal



TUV Rheinland Taiwan Ltd.
No. 438-18, Sec 2, Fentiao, Linkou Dist., New Taipei City 244, Taiwan(R.O.C.)
Tel: +886-2172-1000 Fax: +886-2172-1322



	Read	Limit	Over	Apos	TPos	Remark	Pol/Phase	Note
Freq	Level	Level	Line	Limit				
MHz	dBuV/m	dBuV	dB/m	dBuV/m	dB	cm	deg	
1	5639.45	58.35	14.98	43.45	68.20	-9.85	363	0 Peak Vertical
2	5659.91	57.84	14.37	43.47	75.56	-17.72	363	0 Peak Vertical
3	5719.80	60.38	16.70	43.68	110.75	-50.37	363	0 Peak Vertical
4	5724.80	63.91	20.22	43.69	121.73	-57.82	363	0 Peak Vertical
5	5746.00	104.91	61.21	43.70	122.20	-17.29	363	0 Peak Vertical
6	5851.07	58.33	14.44	43.89	119.76	-61.43	363	0 Peak Vertical
7	5866.54	58.61	14.67	43.94	107.57	-45.96	363	0 Peak Vertical
8	5884.01	58.66	14.67	43.99	98.51	-39.85	363	0 Peak Vertical
9	5941.41	58.13	13.89	44.24	68.20	-10.07	363	0 Peak Vertical

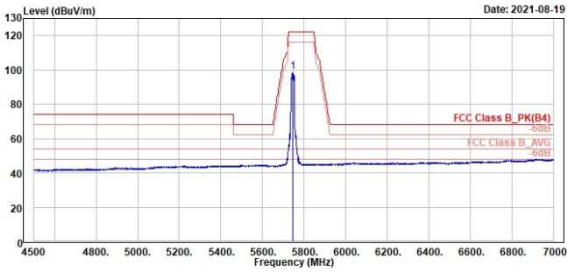
802.11a

CH 149 (Horizontal) Average

CH 149 (Vertical) Average



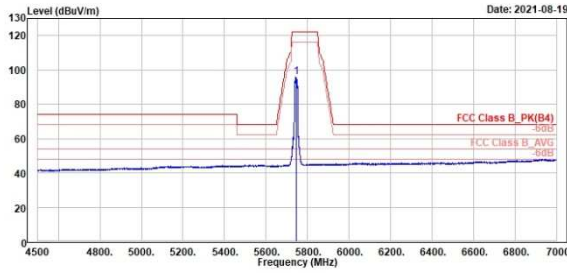
TUV Rheinland Taiwan Ltd.
No. 438-18, Sec 2, Fenhiao, Linkou Dist., New Taipei City 244, Taiwan(R.O.C.)
Tel: +886-2172-1000 Fax: +886-2172-1322



1 *	5745.00	98.70	55.00	43.70	54.00	44.70	351	298	Average	Horizontal
-----	---------	-------	-------	-------	-------	-------	-----	-----	---------	------------



TUV Rheinland Taiwan Ltd.
No. 438-18, Sec 2, Fenhiao, Linkou Dist., New Taipei City 244, Taiwan(R.O.C.)
Tel: +886-2172-1000 Fax: +886-2172-1322



1 *	5745.00	95.77	52.87	43.70	54.00	41.77	363	0	Average	Vertical
-----	---------	-------	-------	-------	-------	-------	-----	---	---------	----------

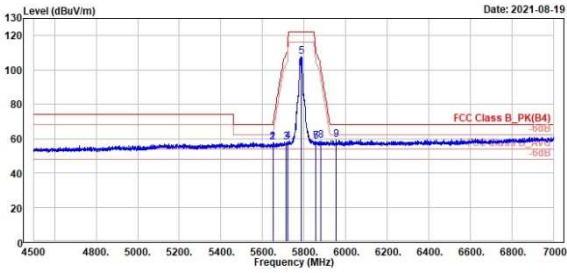
802.11a

CH 157 (Horizontal) Peak

CH 157 (Vertical) Peak



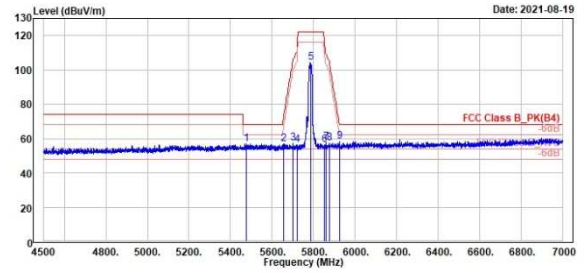
TUV Rheinland Taiwan Ltd.
No. 438-18, Sec 2, Fentiao, Linkou Dist., New Taipei City 244, Taiwan(R.O.C.)
Tel: +886-2172-1000 Fax: +886-2172-1322



Read	Limit	Over	Apos	TPos	Remark	Pol/Phase	Note			
Level	Line	Limit	cm	deg						
Factor	dB/m	dB								
dBuV	dB/m	dBuV/m	cm	deg						
1	5649.93	57.64	14.22	43.42	68.20	-10.56	107	244 Peak	Horizontal	
2	5649.93	57.64	14.22	43.42	68.20	-10.56	107	244 Peak	Horizontal	
3	5711.82	58.05	14.37	43.68	108.51	-50.46	107	244 Peak	Horizontal	
4	5723.30	58.08	14.40	43.68	118.32	-60.24	107	244 Peak	Horizontal	
5	5785.00	107.86	64.12	43.74	122.20	-14.34	107	244 Peak	Horizontal	
6	5855.06	58.31	14.40	43.91	110.78	-52.47	107	244 Peak	Horizontal	
7	5855.06	58.31	14.40	43.91	110.78	-52.47	107	244 Peak	Horizontal	
8	5882.01	59.07	15.09	43.98	99.99	-40.92	107	244 Peak	Horizontal	
9	5956.38	59.33	15.05	44.28	68.20	-8.87	107	244 Peak	Horizontal	



TUV Rheinland Taiwan Ltd.
No. 438-18, Sec 2, Fentiao, Linkou Dist., New Taipei City 244, Taiwan(R.O.C.)
Tel: +886-2172-1000 Fax: +886-2172-1322



Read	Limit	Over	Apos	TPos	Remark	Pol/Phase	Note			
Level	Line	Limit	cm	deg						
Factor	dB/m	dB								
dBuV	dB/m	dBuV/m	cm	deg						
1	5477.74	56.86	13.32	43.64	68.20	-11.24	356	360 Peak	Vertical	
2	5657.92	57.07	13.61	43.46	74.08	-17.01	356	360 Peak	Vertical	
3	5702.34	57.23	13.56	43.67	105.86	-48.63	356	360 Peak	Vertical	
4	5723.30	56.53	12.85	43.68	118.32	-61.79	356	360 Peak	Vertical	
5	5785.00	104.42	60.68	43.74	122.20	-17.78	356	360 Peak	Vertical	
6	5858.57	56.29	12.40	43.89	120.90	-64.61	356	360 Peak	Vertical	
7	5858.56	57.80	13.88	43.92	109.80	-52.00	356	360 Peak	Vertical	
8	5877.52	57.57	13.59	43.98	103.33	-45.76	356	360 Peak	Vertical	
9	5925.93	58.24	14.08	44.16	68.20	-9.96	356	360 Peak	Vertical	

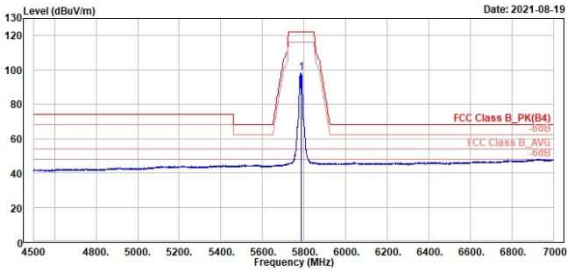
802.11a

CH 157 (Horizontal) Average

CH 157 (Vertical) Average



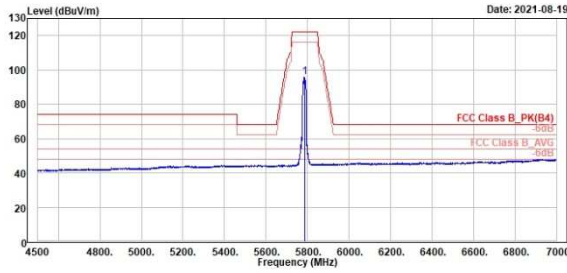
TUV Rheinland Taiwan Ltd.
No. 438-18, Sec 2, Fenhiao, Linkou Dist., New Taipei City 244, Taiwan(R.O.C.)
Tel: +886-2172-1000 Fax: +886-2172-1322



1 *	5785.00	98.46	54.72	43.74	54.00	44.46	107	244	Average	Horizontal
-----	---------	-------	-------	-------	-------	-------	-----	-----	---------	------------

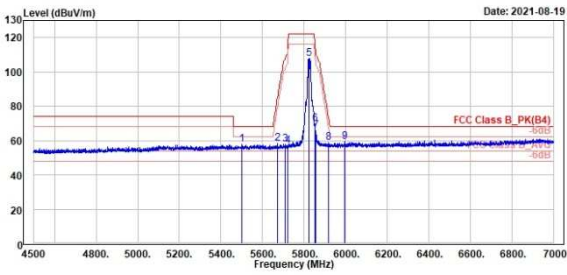


TUV Rheinland Taiwan Ltd.
No. 438-18, Sec 2, Fenhiao, Linkou Dist., New Taipei City 244, Taiwan(R.O.C.)
Tel: +886-2172-1000 Fax: +886-2172-1322

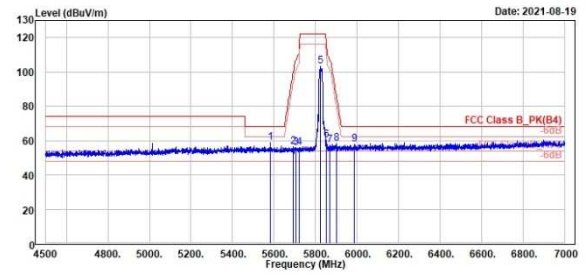


1 *	5785.00	95.68	51.94	43.74	54.00	41.68	356	360	Average	Vertical
-----	---------	-------	-------	-------	-------	-------	-----	-----	---------	----------

802.11a
CH 165 (Horizontal) Peak
CH 165 (Vertical) Peak

 TÜV Rheinland Taiwan Ltd.
 No. 438-18, Sec 2, Fentiao, Linkou Dist., New Taipei City 244, Taiwan(R.O.C.)
 Tel: +886-2172-1000 Fax: +886-2172-1322


	Read	Limit	Over	APos	TPos	Remark	Pol/Phase	Note
1	Level	Line	Limit	cm	deg			
Freq	Level	Level	Factor	dB/m	dB			
MHz	dBuV/m	dBuV	dB/m	dBuV/m	dB			
1	5582.28	57.89	14.20	43.69	68.28	-10.31	104	246 Peak Horizontal
2	5671.89	58.16	14.63	43.53	84.44	-26.28	104	246 Peak Horizontal
3	5718.82	57.77	14.10	43.67	108.23	-50.46	104	246 Peak Horizontal
4	5719.80	56.92	13.24	43.68	110.75	-53.83	104	246 Peak Horizontal
5	5825.00	107.94	64.12	43.82	122.20	-14.26	104	246 Peak Horizontal
6	5852.07	69.60	25.71	43.89	117.49	-47.89	104	246 Peak Horizontal
7	5857.06	65.65	21.74	43.91	110.22	-44.57	104	246 Peak Horizontal
8	5917.45	58.00	14.68	44.12	73.77	-14.97	104	246 Peak Horizontal
9	5994.31	59.29	14.97	44.32	68.20	-8.91	104	246 Peak Horizontal


 TÜV Rheinland Taiwan Ltd.
 No. 438-18, Sec 2, Fentiao, Linkou Dist., New Taipei City 244, Taiwan(R.O.C.)
 Tel: +886-2172-1000 Fax: +886-2172-1322


	Read	Limit	Over	APos	TPos	Remark	Pol/Phase	Note
1	Level	Line	Limit	cm	deg			
Freq	Level	Level	Factor	dB/m	dB			
MHz	dBuV/m	dBuV	dB/m	dBuV/m	dB			
1	5583.05	58.71	15.17	43.54	68.20	-9.49	368	360 Peak Vertical
2	5691.36	56.52	12.89	43.63	98.83	-42.31	368	360 Peak Vertical
3	5704.33	55.89	12.22	43.67	106.41	-50.52	368	360 Peak Vertical
4	5722.80	55.65	11.97	43.68	117.18	-61.53	368	360 Peak Vertical
5	5825.00	103.15	59.33	43.82	122.20	-19.05	368	360 Peak Vertical
6	5851.07	80.14	16.25	43.89	119.76	-59.62	368	360 Peak Vertical
7	5867.04	57.47	13.53	43.94	107.43	-49.96	368	360 Peak Vertical
8	5900.48	58.28	14.24	44.04	86.31	-28.03	368	360 Peak Vertical
9	5988.82	57.75	13.44	44.31	68.20	-10.45	368	360 Peak Vertical

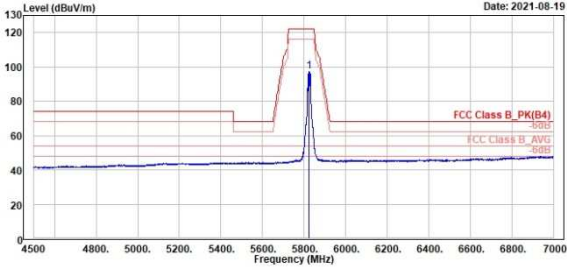
802.11a

CH 165 (Horizontal) Average

CH 165 (Vertical) Average



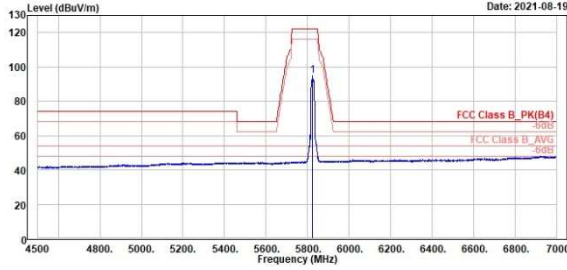
TUV Rheinland Taiwan Ltd.
No. 438-18, Sec 2, Fenhiao, Linkou Dist., New Taipei City 244, Taiwan(R.O.C.)
Tel: +886-2172-1000 Fax: +886-2172-1322



Read	Level	Factor	Limit	Over	Apos	TPos	Remark	Pol/Phase	Note
MHz	dBuV/m	dBuV	dB/m	dBuV/m	dB	cm	deg		
1 *	5825.00	97.41	53.59	43.82	54.00	43.41	104	246	Average Horizontal

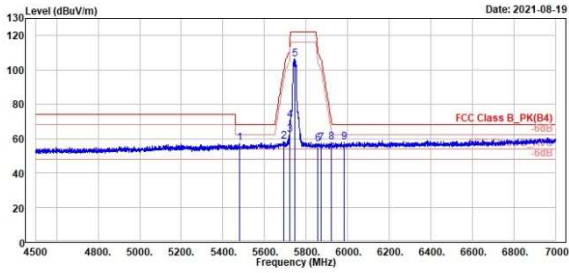


TUV Rheinland Taiwan Ltd.
No. 438-18, Sec 2, Fenhiao, Linkou Dist., New Taipei City 244, Taiwan(R.O.C.)
Tel: +886-2172-1000 Fax: +886-2172-1322

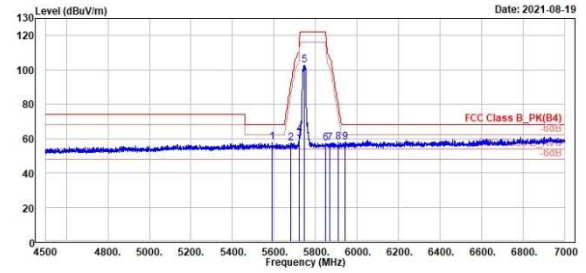


Read	Level	Factor	Limit	Over	Apos	TPos	Remark	Pol/Phase	Note
MHz	dBuV/m	dBuV	dB/m	dBuV/m	dB	cm	deg		
1 *	5825.00	94.68	50.86	43.82	54.00	40.68	368	360	Average Vertical

802.11n HT20
CH 149 (Horizontal) Peak
CH 149 (Vertical) Peak

 TÜV Rheinland Taiwan Ltd.
 No. 438-18, Sec. 2, Fentiao, Linkou Dist., New Taipei City 244, Taiwan(R.O.C.)
 Tel: +886-2172-1000 Fax: +886-2172-1322


	Read	Limit	Over	Apos	TPos	Remark	Pol/Phase	Note
1	Level	Line	Line	cm	deg			
MHz	dBuV/m	dBuV	dB/m	dBuV/m	dB			
1	5481.73	57.45	13.81	43.64	68.20	-10.75	120	297 Peak Horizontal
2	5693.85	58.52	14.88	43.64	109.57	-42.15	120	297 Peak Horizontal
3	5719.80	62.18	18.50	43.68	110.75	-48.57	120	297 Peak Horizontal
4	5722.80	70.93	27.25	43.68	117.18	-46.25	120	297 Peak Horizontal
5	5745.00	102.28	62.58	43.70	122.20	-15.92	120	297 Peak Horizontal
6	5854.56	56.98	13.07	43.91	111.00	-54.02	120	297 Peak Horizontal
7	5871.53	57.10	13.15	43.95	106.17	-49.07	120	297 Peak Horizontal
8	5926.44	57.67	13.54	44.13	71.56	-13.89	120	297 Peak Horizontal
9	5981.83	58.07	13.77	44.30	68.20	-10.13	120	297 Peak Horizontal


 TÜV Rheinland Taiwan Ltd.
 No. 438-18, Sec. 2, Fentiao, Linkou Dist., New Taipei City 244, Taiwan(R.O.C.)
 Tel: +886-2172-1000 Fax: +886-2172-1322


	Read	Limit	Over	Apos	TPos	Remark	Pol/Phase	Note
1	Level	Line	Line	cm	deg			
MHz	dBuV/m	dBuV	dB/m	dBuV/m	dB			
1	5592.83	57.69	14.14	43.55	68.20	-10.51	297	0 Peak Vertical
2	5681.37	57.39	13.81	43.58	91.45	-34.06	297	0 Peak Vertical
3	5719.80	59.62	15.94	43.68	110.75	-51.13	297	0 Peak Vertical
4	5723.30	62.15	18.47	43.68	118.32	-56.17	297	0 Peak Vertical
5	5745.00	102.82	59.12	43.70	122.20	-19.38	297	0 Peak Vertical
6	5858.87	57.24	13.35	43.89	122.04	-64.80	297	0 Peak Vertical
7	5867.04	57.53	13.59	43.94	107.43	-49.90	297	0 Peak Vertical
8	5909.46	57.75	13.67	44.08	79.66	-21.91	297	0 Peak Vertical
9	5940.91	58.01	13.78	44.23	68.20	-10.19	297	0 Peak Vertical

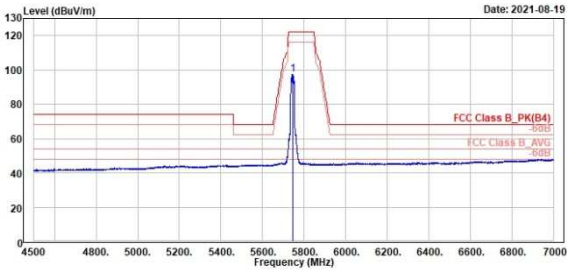
802.11n HT20

CH 149 (Horizontal) Average

CH 149 (Vertical) Average



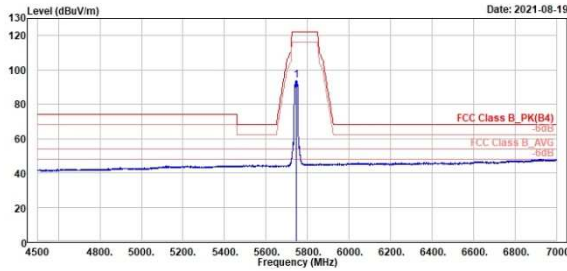
TUV Rheinland Taiwan Ltd.
No. 438-18, Sec 2, Fenhiao, Linkou Dist., New Taipei City 244, Taiwan(R.O.C.)
Tel: +886-2172-1000 Fax: +886-2172-1322



1 *	5745.00	97.59	53.89	43.70	54.00	43.59	120	297	Average	Horizontal
-----	---------	-------	-------	-------	-------	-------	-----	-----	---------	------------



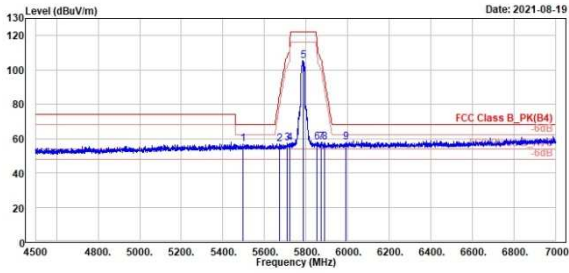
TUV Rheinland Taiwan Ltd.
No. 438-18, Sec 2, Fenhiao, Linkou Dist., New Taipei City 244, Taiwan(R.O.C.)
Tel: +886-2172-1000 Fax: +886-2172-1322



1 *	5745.00	93.92	50.22	43.70	54.00	39.92	297	0	Average	Vertical
-----	---------	-------	-------	-------	-------	-------	-----	---	---------	----------

802.11n HT20
CH 157 (Horizontal) Peak
CH 157 (Vertical) Peak

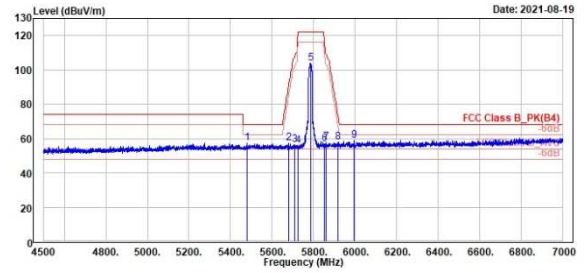

TÜV Rheinland Taiwan Ltd.
 No. 438-18, Sec. 2, Fenhiao, Linkou Dist., New Taipei City 244, Taiwan(R.O.C.)
 Tel: +886-2172-1000 Fax: +886-2172-1322



	Read	Limit	Over	Apos	TPos	Remark	Pol/Phase	Note
1	Level	Line	Limit	cm	deg			
MHz	dBuV/m	dBuV	dB/m	dBuV/m	dB			
1	5494.71	56.67	12.99	43.68	68.20	-11.53	110	315 Peak Horizontal
2	5670.89	56.84	13.32	43.52	83.78	-26.86	110	315 Peak Horizontal
3	5708.33	57.19	13.52	43.67	107.53	-50.34	110	315 Peak Horizontal
4	5723.30	57.30	13.62	43.68	118.32	-61.02	110	315 Peak Horizontal
5	5785.00	105.36	61.62	43.74	122.20	-16.84	110	315 Peak Horizontal
6	5852.07	57.60	13.71	43.89	117.49	-59.89	110	315 Peak Horizontal
7	5871.53	57.69	13.74	43.95	106.17	-48.48	110	315 Peak Horizontal
8	5891.00	57.96	13.95	44.01	93.33	-35.37	110	315 Peak Horizontal
9	5990.32	57.89	13.58	44.31	68.20	-10.31	110	315 Peak Horizontal



TÜV Rheinland Taiwan Ltd.
 No. 438-18, Sec. 2, Fenhiao, Linkou Dist., New Taipei City 244, Taiwan(R.O.C.)
 Tel: +886-2172-1000 Fax: +886-2172-1322



	Read	Limit	Over	Apos	TPos	Remark	Pol/Phase	Note
1	Level	Line	Limit	cm	deg			
MHz	dBuV/m	dBuV	dB/m	dBuV/m	dB			
1	5478.74	57.15	13.51	43.64	68.20	-11.05	356	31 Peak Vertical
2	5678.88	57.24	13.67	43.57	89.61	-32.37	356	31 Peak Vertical
3	5708.82	56.52	12.85	43.67	107.67	-51.15	356	31 Peak Vertical
4	5724.30	56.04	12.35	43.69	120.60	-64.56	356	31 Peak Vertical
5	5785.00	103.81	60.87	43.74	122.20	-16.39	356	31 Peak Vertical
6	5851.07	56.89	13.00	43.89	119.76	-62.87	356	31 Peak Vertical
7	5859.55	57.71	13.79	43.92	109.52	-51.81	356	31 Peak Vertical
8	5917.95	57.87	13.75	44.12	73.40	-15.53	356	31 Peak Vertical
9	5993.81	58.90	14.59	44.31	68.20	-9.30	356	31 Peak Vertical

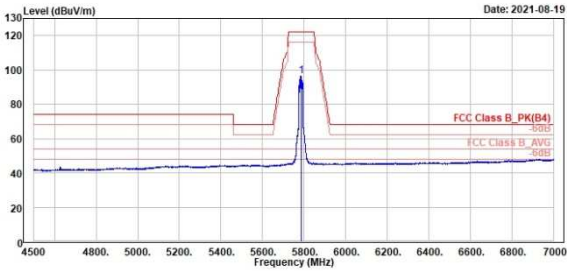
802.11n HT20

CH 157 (Horizontal) Average

CH 157 (Vertical) Average



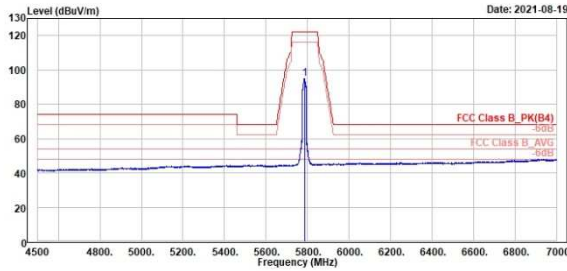
TÜV Rheinland Taiwan Ltd.
No. 438-18, Sec. 2, Fenhiao, Linkou Dist., New Taipei City 244, Taiwan(R.O.C.)
Tel: +886-2172-1000 Fax: +886-2172-1322



Read	Limit	Over	Apos	TPos	Remark	Pol/Phase	Note	
Freq	Level	Level	Line	Limit				
MHz	dBuV/m	dBuV	dB/m	dBuV/m	dB	cm	deg	
1 *	5785.00	96.61	52.87	43.74	54.00	42.61	110	315 Average Horizontal



TÜV Rheinland Taiwan Ltd.
No. 438-18, Sec. 2, Fenhiao, Linkou Dist., New Taipei City 244, Taiwan(R.O.C.)
Tel: +886-2172-1000 Fax: +886-2172-1322



Read	Limit	Over	Apos	TPos	Remark	Pol/Phase	Note	
Freq	Level	Level	Line	Limit				
MHz	dBuV/m	dBuV	dB/m	dBuV/m	dB	cm	deg	
1 *	5785.00	94.92	51.18	43.74	54.00	40.92	356	31 Average Vertical

802.11n HT20

CH 165 (Horizontal) Peak

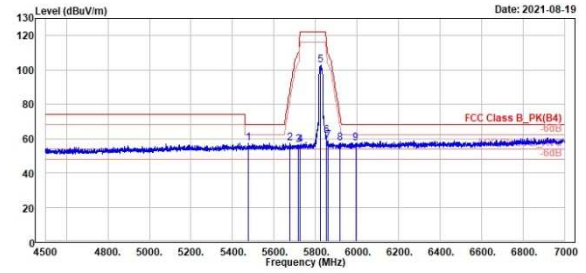
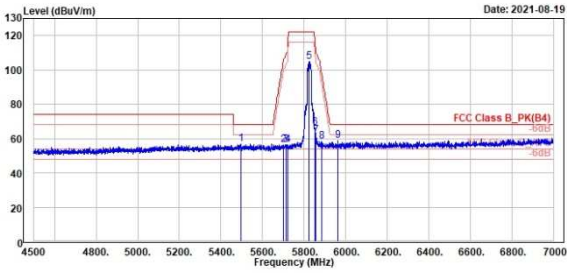
CH 165 (Vertical) Peak



TÜV Rheinland Taiwan Ltd.
No. 438-18, Sec 2, Fentiao, Linkou Dist., New Taipei City 244, Taiwan(R.O.C.)
Tel: +886-2172-1000 Fax: +886-2172-1322



TÜV Rheinland Taiwan Ltd.
No. 438-18, Sec 2, Fentiao, Linkou Dist., New Taipei City 244, Taiwan(R.O.C.)
Tel: +886-2172-1000 Fax: +886-2172-1322



No.	Freq MHz	Level dBuV/m	Read		Limit Line	Over Limit	APos cm	TPos deg	Remark	Pol/Phase	Note
			Level Factor	dB/m							
1	5497.21	56.93	13.25	43.68	68.20	-11.27	110	310	Peak	Horizontal	
2	5699.34	56.58	12.92	43.66	104.71	-40.13	110	310	Peak	Horizontal	
3	5711.82	56.58	12.90	43.68	108.51	-51.93	110	310	Peak	Horizontal	
4	5720.30	56.17	12.49	43.68	111.49	-55.32	110	310	Peak	Horizontal	
5	5825.00	104.92	61.10	43.82	122.20	-17.28	110	310	Peak	Horizontal	
6	5853.56	66.46	22.55	43.91	114.07	-47.61	110	310	Peak	Horizontal	
7	5855.06	61.96	18.05	43.91	110.78	-40.82	110	310	Peak	Horizontal	
8	5884.51	58.19	14.20	43.99	98.14	-39.95	110	310	Peak	Horizontal	
9	5961.87	58.00	14.51	44.29	68.20	-9.40	110	310	Peak	Horizontal	

No.	Freq MHz	Level dBuV/m	Read		Limit Line	Over Limit	APos cm	TPos deg	Remark	Pol/Phase	Note
			Level Factor	dB/m							
1	5476.74	57.33	13.70	43.63	68.20	-10.87	368	29	Peak	Vertical	
2	5675.38	57.57	14.03	43.54	67.03	-29.46	368	29	Peak	Vertical	
3	5718.81	56.48	12.80	43.68	110.47	-53.99	368	29	Peak	Vertical	
4	5724.30	56.44	12.75	43.69	120.60	-64.16	368	29	Peak	Vertical	
5	5825.00	102.78	58.96	43.82	122.20	-19.42	368	29	Peak	Vertical	
6	5852.07	61.93	18.04	43.89	117.49	-55.56	368	29	Peak	Vertical	
7	5859.55	59.04	15.12	43.92	109.52	-50.48	368	29	Peak	Vertical	
8	5917.95	57.47	13.35	44.12	73.40	-15.93	368	29	Peak	Vertical	
9	5993.31	57.54	13.23	44.31	68.20	-10.66	368	29	Peak	Vertical	

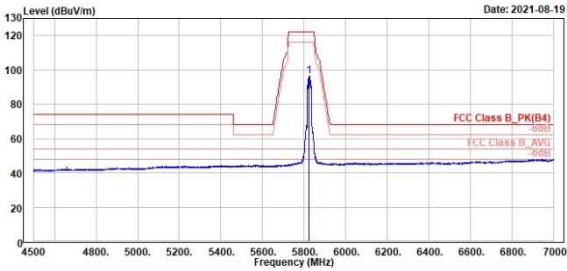
802.11n HT20

CH 165 (Horizontal) Average

CH 165 (Vertical) Average



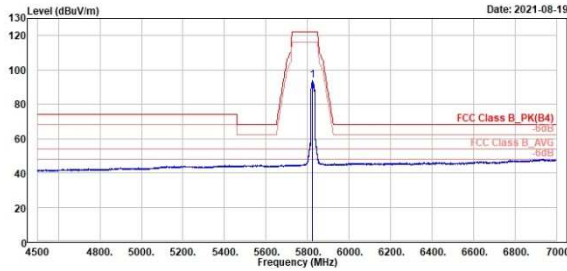
TÜV Rheinland Taiwan Ltd.
No. 438-18, Sec. 2, Fenhiao, Linkou Dist., New Taipei City 244, Taiwan(R.O.C.)
Tel: +886-2172-1000 Fax: +886-2172-1322



1 *	5825.00	96.35	52.53	43.82	54.00	42.35	110	310	Average	Horizontal
-----	---------	-------	-------	-------	-------	-------	-----	-----	---------	------------



TÜV Rheinland Taiwan Ltd.
No. 438-18, Sec. 2, Fenhiao, Linkou Dist., New Taipei City 244, Taiwan(R.O.C.)
Tel: +886-2172-1000 Fax: +886-2172-1322



1 *	5825.00	93.94	50.12	43.82	54.00	39.94	368	29	Average	Vertical
-----	---------	-------	-------	-------	-------	-------	-----	----	---------	----------

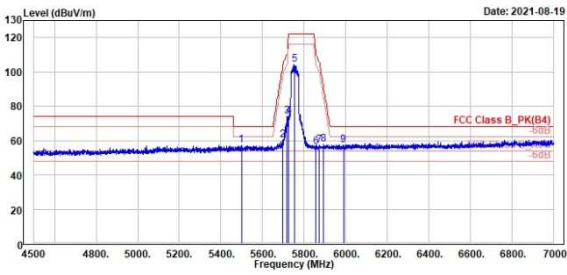
802.11n HT40

CH 151 (Horizontal) Peak

CH 151 (Vertical) Peak



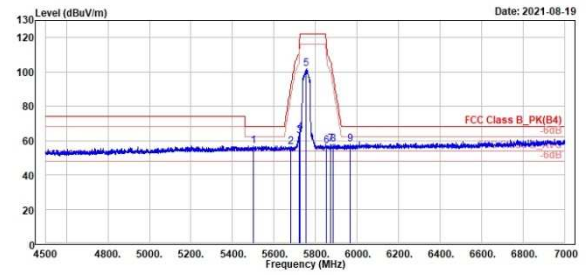
TUV Rheinland Taiwan Ltd.
No. 438-18, Sec 2, Fentiao, Linkou Dist., New Taipei City 244, Taiwan(R.O.C.)
Tel: +886-2172-1000 Fax: +886-2172-1322



Peak	Freq MHz	Level dBuV/m	Read Level Factor	Limit Line	Over Limit	APos cm	TPos deg	Remark	Pol/Phase	Note
1	5498.78	57.16	13.47	43.69	68.28	-11.04	110	296 Peak	Horizontal	
2	5698.04	60.08	16.42	43.66	104.35	-44.27	110	296 Peak	Horizontal	
3	5719.31	74.03	30.35	43.68	110.61	-36.58	110	296 Peak	Horizontal	
4	5723.80	73.96	30.27	43.69	119.46	-45.50	110	296 Peak	Horizontal	
5	5755.00	104.09	60.38	43.71	122.20	-10.11	110	296 Peak	Horizontal	
6	5854.56	56.26	12.35	43.91	111.60	-55.54	110	296 Peak	Horizontal	
7	5873.53	57.30	13.34	43.96	105.61	-40.31	110	296 Peak	Horizontal	
8	5894.49	57.65	13.63	44.02	90.74	-33.09	110	296 Peak	Horizontal	
9	5989.32	57.42	13.11	44.31	68.20	-10.78	110	296 Peak	Horizontal	



TUV Rheinland Taiwan Ltd.
No. 438-18, Sec 2, Fentiao, Linkou Dist., New Taipei City 244, Taiwan(R.O.C.)
Tel: +886-2172-1000 Fax: +886-2172-1322



Peak	Freq MHz	Level dBuV/m	Read Level Factor	Limit Line	Over Limit	APos cm	TPos deg	Remark	Pol/Phase	Note
1	5499.70	56.97	13.28	43.69	68.20	-11.23	361	32 Peak	Vertical	
2	5679.38	56.56	12.99	43.57	89.98	-33.42	361	32 Peak	Vertical	
3	5719.80	62.84	19.16	43.68	110.75	-47.91	361	32 Peak	Vertical	
4	5723.80	64.71	21.02	43.69	119.46	-54.75	361	32 Peak	Vertical	
5	5755.00	101.72	58.01	43.71	122.20	-20.48	361	32 Peak	Vertical	
6	5850.57	56.94	13.05	43.89	120.90	-63.96	361	32 Peak	Vertical	
7	5874.53	57.69	13.73	43.90	105.33	-47.64	361	32 Peak	Vertical	
8	5885.01	57.92	13.93	43.99	97.77	-39.85	361	32 Peak	Vertical	
9	5986.36	57.69	13.40	44.29	68.20	-10.51	361	32 Peak	Vertical	

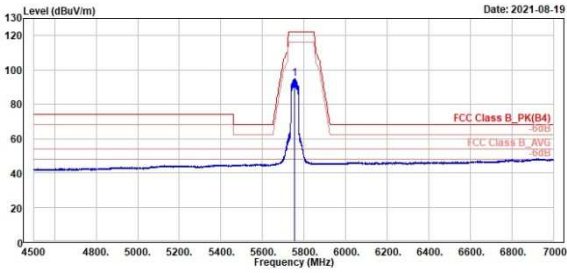
802.11n HT40

CH 151 (Horizontal) Average

CH 151 (Vertical) Average



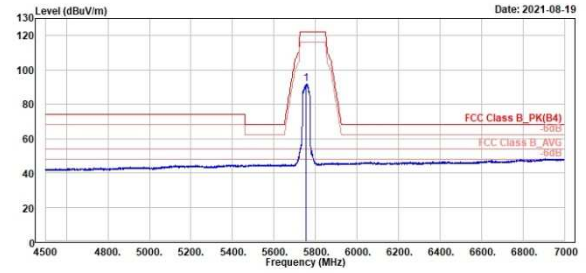
TUV Rheinland Taiwan Ltd.
No. 438-18, Sec 2, Fenhiao, Linkou Dist., New Taipei City 244, Taiwan(R.O.C.)
Tel: +886-2172-1000 Fax: +886-2172-1322



1 *	5755.00	94.83	51.12	43.71	54.00	40.83	110	296	Average	Horizontal
-----	---------	-------	-------	-------	-------	-------	-----	-----	---------	------------

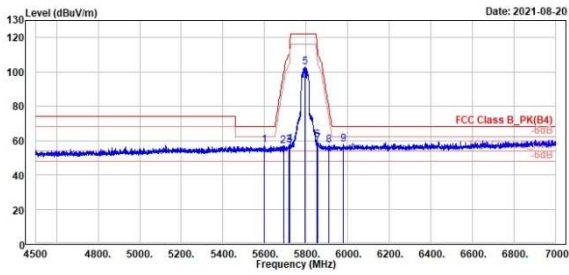


TUV Rheinland Taiwan Ltd.
No. 438-18, Sec 2, Fenhiao, Linkou Dist., New Taipei City 244, Taiwan(R.O.C.)
Tel: +886-2172-1000 Fax: +886-2172-1322

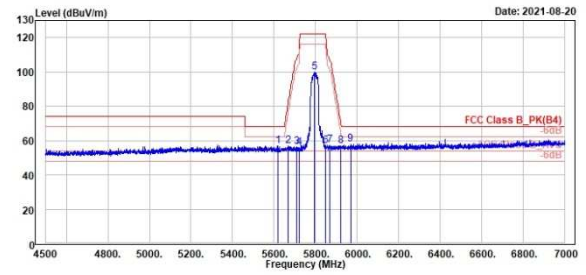


1 *	5755.00	91.96	48.25	43.71	54.00	37.96	361	32	Average	Vertical
-----	---------	-------	-------	-------	-------	-------	-----	----	---------	----------

802.11n HT40
CH 159 (Horizontal) Peak
CH 159 (Vertical) Peak

 TÜV Rheinland Taiwan Ltd.
 No. 438-18, Sec. 2, Fentiao, Linkou Dist., New Taipei City 244, Taiwan(R.O.C.)
 Tel: +886-2172-1000 Fax: +886-2172-1322


	Read	Limit	Over	Apos	TPos	Remark	Pol/Phase	Note
1	Level	Line	Limit	cm	deg			
MHz	dBuV/m	dBuV	dB/m	dBuV/m	dB			
1	5597.52	57.28	13.70	43.58	68.20	-10.92	100	312 Peak Horizontal
2	5690.86	57.01	13.39	43.62	98.46	-41.45	100	312 Peak Horizontal
3	5717.81	57.13	13.45	43.68	110.19	-53.06	100	312 Peak Horizontal
4	5722.30	57.89	14.21	43.68	116.04	-58.15	100	312 Peak Horizontal
5	5795.00	102.63	58.88	43.75	122.20	-19.57	100	312 Peak Horizontal
6	5853.06	68.49	16.58	43.91	115.21	-54.72	100	312 Peak Horizontal
7	5857.06	58.48	14.57	43.91	110.22	-51.74	100	312 Peak Horizontal
8	5907.97	57.57	13.50	44.07	80.77	-23.20	100	312 Peak Horizontal
9	5979.34	57.96	13.66	44.30	68.20	-10.24	100	312 Peak Horizontal


 TÜV Rheinland Taiwan Ltd.
 No. 438-18, Sec. 2, Fentiao, Linkou Dist., New Taipei City 244, Taiwan(R.O.C.)
 Tel: +886-2172-1000 Fax: +886-2172-1322


	Read	Limit	Over	Apos	TPos	Remark	Pol/Phase	Note
1	Level	Line	Limit	cm	deg			
MHz	dBuV/m	dBuV	dB/m	dBuV/m	dB			
1	5618.99	57.06	13.54	43.52	68.20	-11.14	292	10 Peak Vertical
2	5667.40	56.82	13.31	43.51	81.11	-24.29	292	10 Peak Vertical
3	5707.83	56.32	12.65	43.67	107.39	-51.07	292	10 Peak Vertical
4	5722.30	55.79	12.11	43.68	116.04	-60.25	292	10 Peak Vertical
5	5795.00	99.85	56.10	43.75	122.20	-22.35	292	10 Peak Vertical
6	5858.07	57.09	13.20	43.89	122.04	-64.95	292	10 Peak Vertical
7	5867.04	57.33	13.39	43.94	107.43	-50.10	292	10 Peak Vertical
8	5922.94	57.08	12.94	44.14	69.72	-12.64	292	10 Peak Vertical
9	5968.86	57.85	13.56	44.29	68.20	-10.35	292	10 Peak Vertical

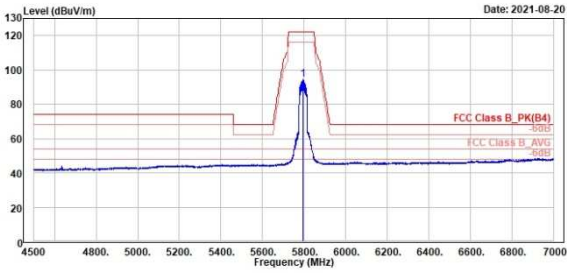
802.11n HT40

CH 159 (Horizontal) Average

CH 159 (Vertical) Average



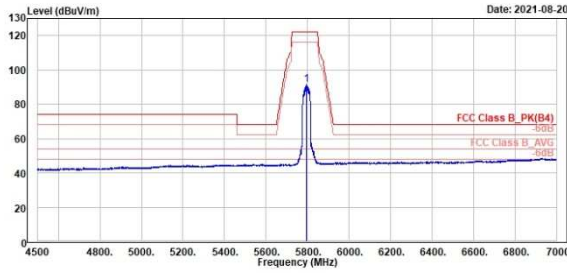
TUV Rheinland Taiwan Ltd.
No. 438-18, Sec 2, Fenhiao, Linkou Dist., New Taipei City 244, Taiwan(R.O.C.)
Tel: +886-2172-1000 Fax: +886-2172-1322



Read	Level	Factor	Limit	Over	Apos	TPos	Remark	Pol/Phase	Note	
MHz	dBuV/m	dBuV	dB/m	dBuV/m	dB	cm	deg			
1 *	5795.00	94.23	50.48	43.75	54.00	40.23	100	312	Average	Horizontal



TUV Rheinland Taiwan Ltd.
No. 438-18, Sec 2, Fenhiao, Linkou Dist., New Taipei City 244, Taiwan(R.O.C.)
Tel: +886-2172-1000 Fax: +886-2172-1322



Read	Level	Factor	Limit	Over	Apos	TPos	Remark	Pol/Phase	Note	
MHz	dBuV/m	dBuV	dB/m	dBuV/m	dB	cm	deg			
1 *	5795.00	91.49	47.74	43.75	54.00	37.49	292	10	Average	Vertical

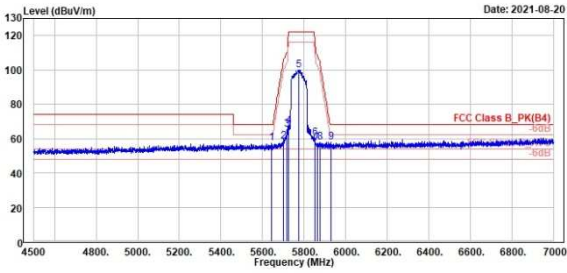
802.11ac VHT80

CH 155 (Horizontal) Peak

CH 155 (Vertical) Peak



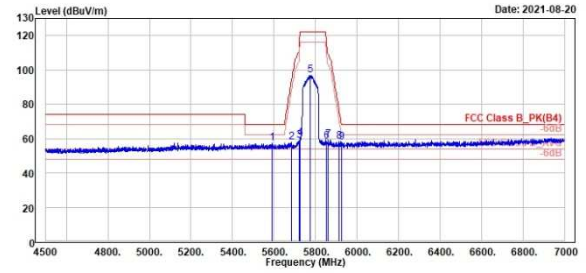
TÜV Rheinland Taiwan Ltd.
No. 438-18, Sec 2, Fentiao, Linkou Dist., New Taipei City 244, Taiwan(R.O.C.)
Tel: +886-2172-1000 Fax: +886-2172-1322



	Read	Limit	Over	Apos	TPos	Remark	Pol/Phase	Note	
1	5644.44	57.24	13.80	43.44	68.20	-10.96	331	297 Peak	Horizontal
2	5699.34	58.57	14.91	43.66	104.71	-46.14	331	297 Peak	Horizontal
3	5719.31	65.16	21.48	43.68	110.61	-45.45	331	297 Peak	Horizontal
4	5723.80	67.06	23.37	43.69	119.46	-52.40	331	297 Peak	Horizontal
5	5775.00	100.06	56.33	43.73	122.20	-22.14	331	297 Peak	Horizontal
6	5851.07	60.39	16.50	43.89	119.76	-59.37	331	297 Peak	Horizontal
7	5862.55	57.47	13.54	43.93	108.68	-51.21	331	297 Peak	Horizontal
8	5878.02	57.70	13.72	43.98	102.96	-45.26	331	297 Peak	Horizontal
9	5930.43	57.74	13.56	44.18	68.20	-10.46	331	297 Peak	Horizontal



TÜV Rheinland Taiwan Ltd.
No. 438-18, Sec 2, Fentiao, Linkou Dist., New Taipei City 244, Taiwan(R.O.C.)
Tel: +886-2172-1000 Fax: +886-2172-1322



	Read	Limit	Over	Apos	TPos	Remark	Pol/Phase	Note	
1	5592.03	57.38	13.83	43.55	68.20	-10.82	295	360 Peak	Vertical
2	5684.37	57.61	14.02	43.59	93.67	-36.06	295	360 Peak	Vertical
3	5719.80	58.96	15.28	43.68	110.75	-51.79	295	360 Peak	Vertical
4	5723.80	60.19	16.50	43.69	119.46	-59.27	295	360 Peak	Vertical
5	5775.00	96.00	53.07	43.73	122.20	-25.40	295	360 Peak	Vertical
6	5852.07	58.30	14.41	43.89	117.49	-59.19	295	360 Peak	Vertical
7	5861.55	59.21	15.29	43.92	108.96	-49.75	295	360 Peak	Vertical
8	5915.45	58.41	14.30	44.11	75.24	-16.83	295	360 Peak	Vertical
9	5925.93	57.97	13.81	44.16	68.20	-10.23	295	360 Peak	Vertical

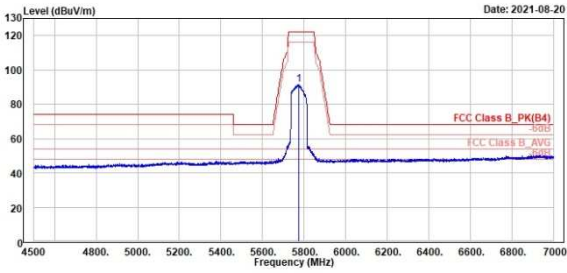
802.11ac VHT80

CH 155 (Horizontal) Average

CH 155 (Vertical) Average



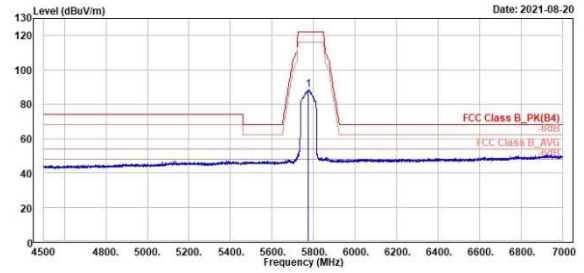
TUV Rheinland Taiwan Ltd.
No. 438-18, Sec 2, Fenhiao, Linkou Dist., New Taipei City 244, Taiwan(R.O.C.)
Tel: +886-2172-1000 Fax: +886-2172-1322



Read	Level	Factor	Limit	Over	Apos	TPos	Remark	Pol/Phase	Note
Freq	Level		Line	Limit					
MHz	dBuV/m	dBuV	dB/m	dBuV/m	dB	cm	deg		
1 *	5775.00	91.44	47.71	43.73	54.00	37.44	331	297	Average Horizontal



TUV Rheinland Taiwan Ltd.
No. 438-18, Sec 2, Fenhiao, Linkou Dist., New Taipei City 244, Taiwan(R.O.C.)
Tel: +886-2172-1000 Fax: +886-2172-1322



Read	Level	Factor	Limit	Over	Apos	TPos	Remark	Pol/Phase	Note
Freq	Level		Line	Limit					
MHz	dBuV/m	dBuV	dB/m	dBuV/m	dB	cm	deg		
1 *	5775.00	88.66	44.93	43.73	54.00	34.66	295	360	Average Vertical

Spurious Emissions, Tx Mode, 1GHz ~ 40GHz

U-NII-1

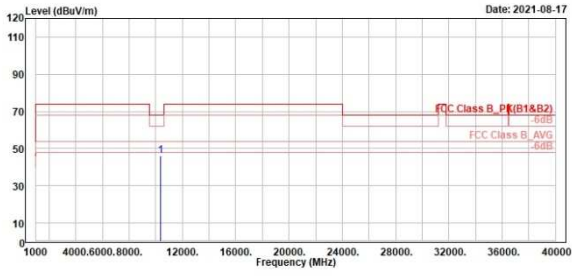
802.11a

CH 36 (Horizontal)

CH 36 (Vertical)



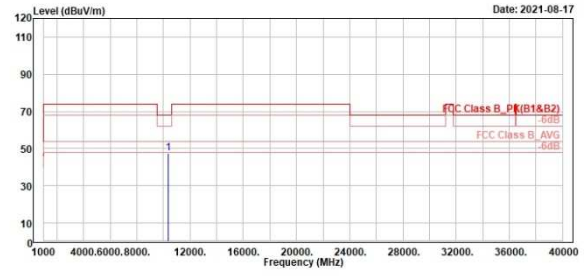
TUV Rheinland Taiwan Ltd.
No. 438-18, Sec 2, Fenhiao, Linkou Dist., New Taipei City 244, Taiwan(R.O.C.)
Tel: +886-2172-1000 Fax: +886-2172-1322



Read	Limit	Over	Apos	TPos	Remark	Pol/Phase	Note
Freq	Level	Level	Factor	Line	Limit		
MHz	dBuV/m	dBuV	dB/m	dBuV/m	dB	cm	deg
1 10360.00	46.03	49.48	-3.37	68.20	-22.17	100	175 Peak Horizontal



TUV Rheinland Taiwan Ltd.
No. 438-18, Sec 2, Fenhiao, Linkou Dist., New Taipei City 244, Taiwan(R.O.C.)
Tel: +886-2172-1000 Fax: +886-2172-1322



Read	Limit	Over	Apos	TPos	Remark	Pol/Phase	Note
Freq	Level	Level	Factor	Line	Limit		
MHz	dBuV/m	dBuV	dB/m	dBuV/m	dB	cm	deg
1 10360.00	47.43	50.80	-3.37	68.20	-20.77	100	87 Peak Vertical

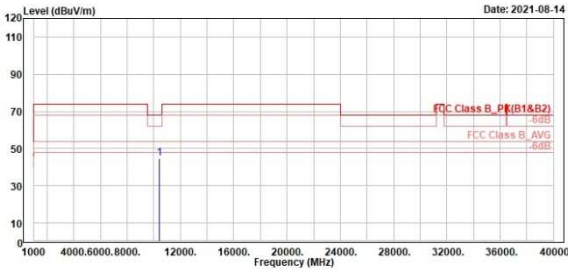
802.11a

CH 40 (Horizontal)

CH 40 (Vertical)



TUV Rheinland Taiwan Ltd.
No. 438-18, Sec. 2, Fenhiao, Linkou Dist., New Taipei City 244, Taiwan(R.O.C.)
Tel: +886-2172-1000 Fax: +886-2172-1322

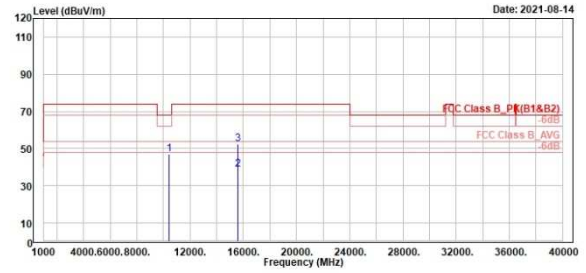


Read	Limit	Over	Apos	TPos	Remark	Pol/Phase	Note
Level	Line	Limit					
Factor							
dB/m	dBuV/m	dB	cm	deg			
48.21	68.20	-23.31	100	237	Peak	Horizontal	

Level	Factor	Line	Limit	Apos	TPos	Remark	Pol/Phase	Note
dBuV/m	dB/m	dBuV/m	dB	cm	deg			
44.89	-3.32	68.20	-23.31	100	237	Peak	Horizontal	

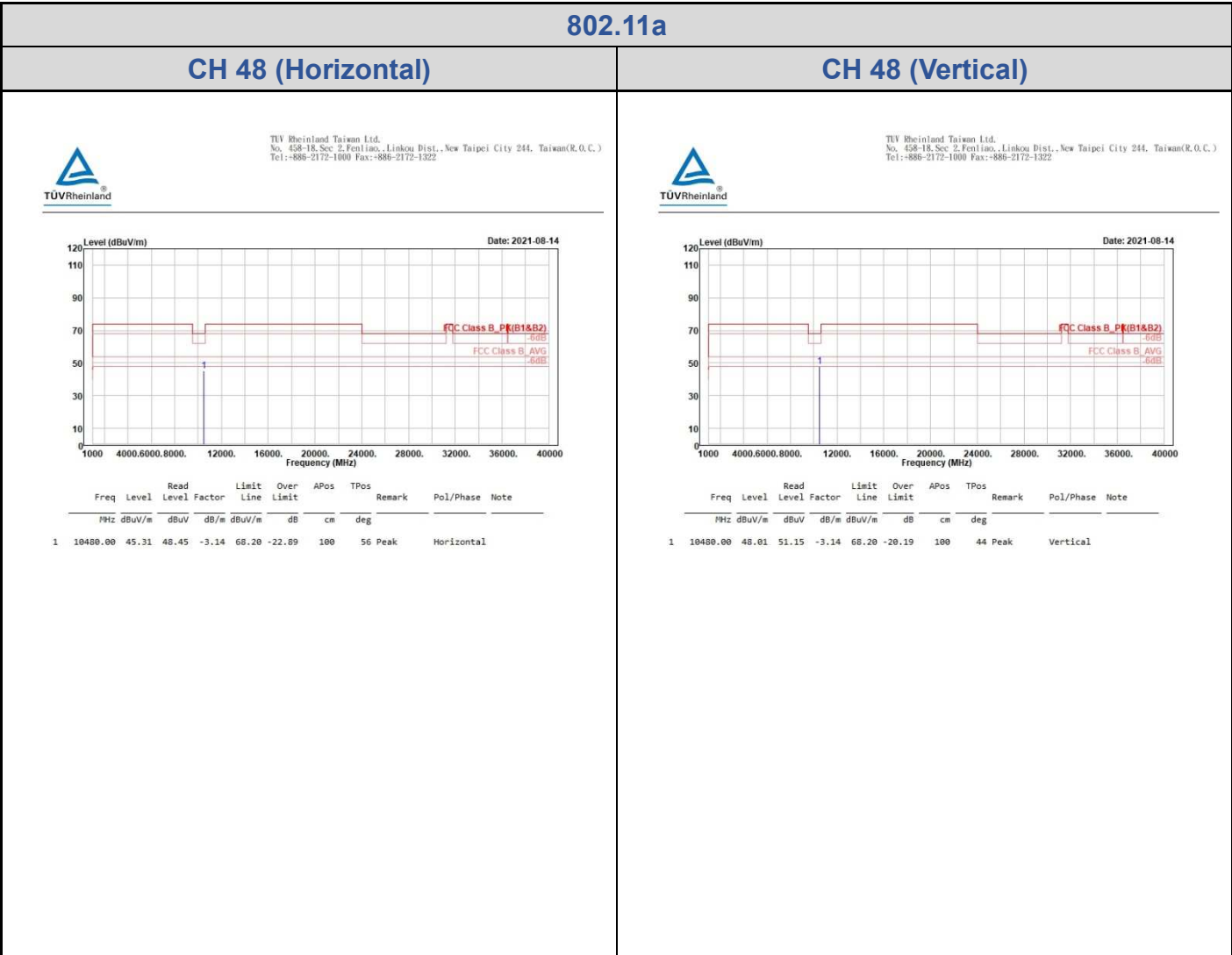


TUV Rheinland Taiwan Ltd.
No. 438-18, Sec. 2, Fenhiao, Linkou Dist., New Taipei City 244, Taiwan(R.O.C.)
Tel: +886-2172-1000 Fax: +886-2172-1322



Read	Limit	Over	Apos	TPos	Remark	Pol/Phase	Note
Level	Line	Limit					
Factor							
dB/m	dBuV/m	dB	cm	deg			
48.89	3.72	74.00	-21.39	128	274	Peak	Vertical
52.61	3.72	74.00	-21.39	128	274	Peak	Vertical
48.89	3.72	74.00	-21.39	128	274	Peak	Vertical

Level	Factor	Line	Limit	Apos	TPos	Remark	Pol/Phase	Note
dBuV/m	dB/m	dBuV/m	dB	cm	deg			
46.93	-3.32	68.20	-21.27	100	42	Peak	Vertical	
38.88	3.72	54.00	-15.12	120	274	Average	Vertical	
52.61	3.72	74.00	-21.39	128	274	Peak	Vertical	



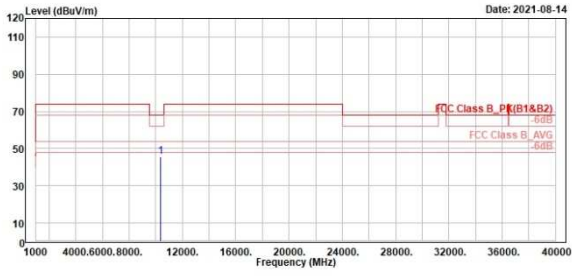
802.11n HT20

CH 36 (Horizontal)

CH 36 (Vertical)



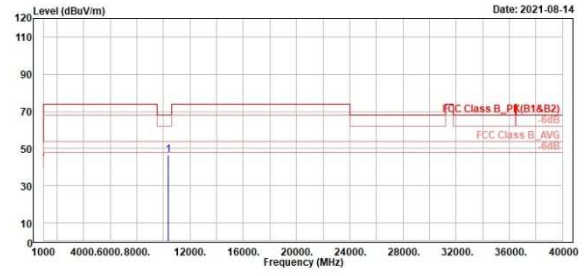
TUV Rheinland Taiwan Ltd.
No. 438-18, Sec. 2, Fenhiao, Linkou Dist., New Taipei City 244, Taiwan(R.O.C.)
Tel: +886-2172-1000 Fax: +886-2172-1322



Read	Limit	Over	Apos	TPos	Remark	Pol/Phase	Note
Freq	Level	Level	Factor	Line	Limit		
MHz	dBuV/m	dBuV	dB/m	dBuV/m	dB	cm	deg
1 10360.00	45.78	49.15	-3.37	68.20	-22.42	199	360 Peak Horizontal



TUV Rheinland Taiwan Ltd.
No. 438-18, Sec. 2, Fenhiao, Linkou Dist., New Taipei City 244, Taiwan(R.O.C.)
Tel: +886-2172-1000 Fax: +886-2172-1322



Read	Limit	Over	Apos	TPos	Remark	Pol/Phase	Note
Freq	Level	Level	Factor	Line	Limit		
MHz	dBuV/m	dBuV	dB/m	dBuV/m	dB	cm	deg
1 10360.00	46.45	49.82	-3.37	68.20	-21.75	100	32 Peak Vertical

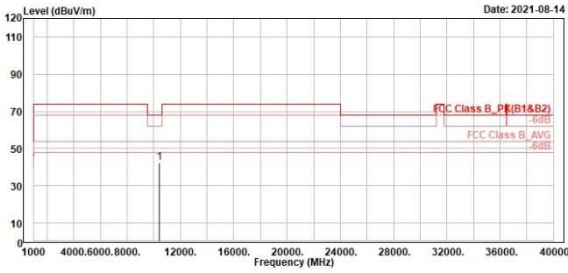
802.11n HT20

CH 40 (Horizontal)

CH 40 (Vertical)



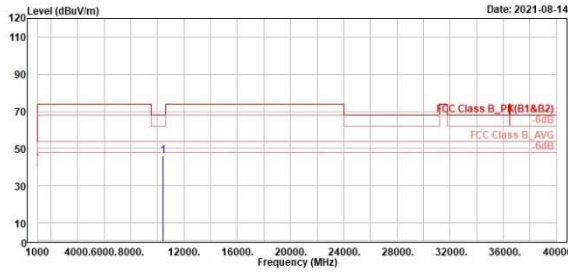
TUV Rheinland Taiwan Ltd.
No. 438-18, Sec 2, Fenhiao, Linkou Dist., New Taipei City 244, Taiwan(R.O.C.)
Tel: +886-2172-1000 Fax: +886-2172-1322



Read	Limit	Over	Apos	TPos	Remark	Pol/Phase	Note
Freq	Level	Level	Factor	Line	Limit		
MHz	dBuV/m	dBuV	dB/m	dBuV/m	dB	cm	deg
1 10480.00	42.65	45.97	-3.32	68.20	-25.55	200	331 Peak Horizontal



TUV Rheinland Taiwan Ltd.
No. 438-18, Sec 2, Fenhiao, Linkou Dist., New Taipei City 244, Taiwan(R.O.C.)
Tel: +886-2172-1000 Fax: +886-2172-1322



Read	Limit	Over	Apos	TPos	Remark	Pol/Phase	Note
Freq	Level	Level	Factor	Line	Limit		
MHz	dBuV/m	dBuV	dB/m	dBuV/m	dB	cm	deg
1 10480.00	45.93	49.25	-3.32	68.20	-22.27	200	71 Peak Vertical

802.11n HT20

CH 48 (Horizontal)

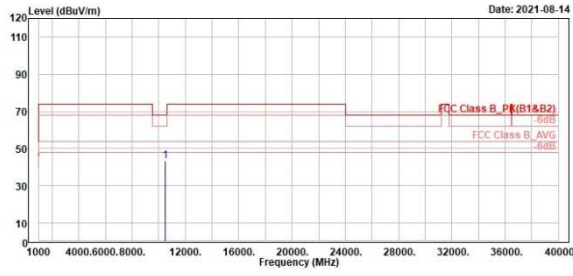
CH 48 (Vertical)



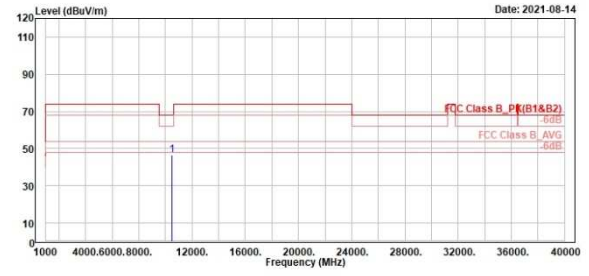
TUV Rheinland Taiwan Ltd.
No. 438-18, Sec 2, Fenhiao, Linkou Dist., New Taipei City 244, Taiwan(R.O.C.)
Tel: +886-2172-1000 Fax: +886-2172-1322



TUV Rheinland Taiwan Ltd.
No. 438-18, Sec 2, Fenhiao, Linkou Dist., New Taipei City 244, Taiwan(R.O.C.)
Tel: +886-2172-1000 Fax: +886-2172-1322



1	10488.00	43.46	46.60	-3.14	68.20	-24.74	200	121	Peak	Horizontal
---	----------	-------	-------	-------	-------	--------	-----	-----	------	------------



1	10488.00	46.60	49.74	-3.14	68.20	-21.60	100	41	Peak	Vertical
---	----------	-------	-------	-------	-------	--------	-----	----	------	----------

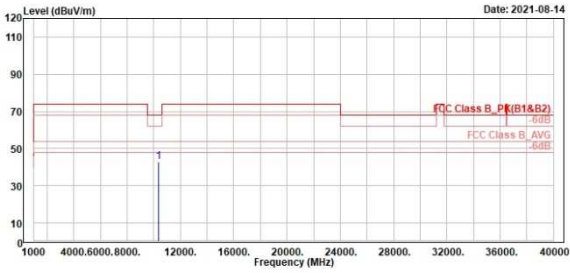
802.11n HT40

CH 38 (Horizontal)

CH 38 (Vertical)



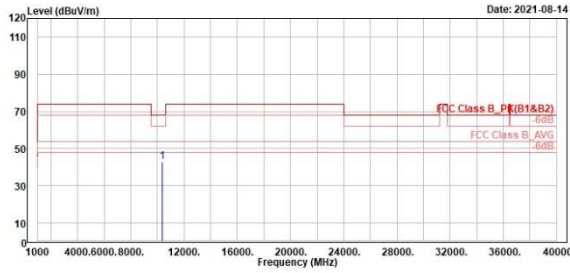
TUV Rheinland Taiwan Ltd.
No. 438-18, Sec 2, Fenhiao, Linkou Dist., New Taipei City 244, Taiwan(R.O.C.)
Tel: +886-2172-1000 Fax: +886-2172-1322



1	10380.00	42.76	46.11	-3.35	68.20	-25.44	100	345	Peak	Horizontal
---	----------	-------	-------	-------	-------	--------	-----	-----	------	------------



TUV Rheinland Taiwan Ltd.
No. 438-18, Sec 2, Fenhiao, Linkou Dist., New Taipei City 244, Taiwan(R.O.C.)
Tel: +886-2172-1000 Fax: +886-2172-1322



1	10380.00	43.00	46.35	-3.35	68.20	-25.20	174	360	Peak	Vertical
---	----------	-------	-------	-------	-------	--------	-----	-----	------	----------

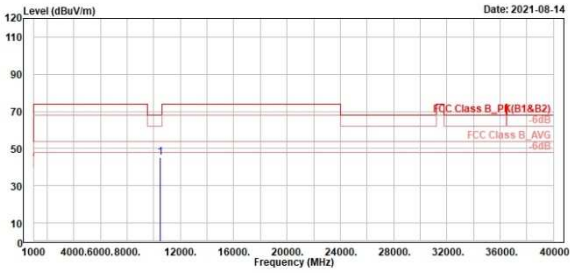
802.11n HT40

CH 46 (Horizontal)

CH 46 (Vertical)



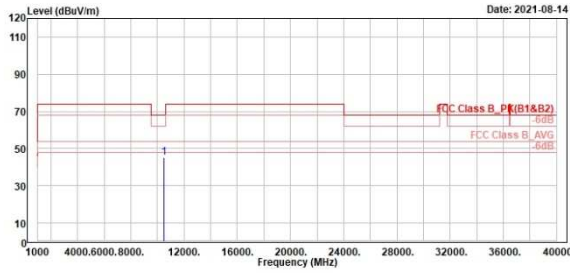
TUV Rheinland Taiwan Ltd.
No. 438-18, Sec 2, Fenhiao, Linkou Dist., New Taipei City 244, Taiwan(R.O.C.)
Tel: +886-2172-1000 Fax: +886-2172-1322



Freq	Level	Read	Limit	Over	Apos	TPos	Remark	Pol/Phase	Note
MHz	dBuV/m	dBuV	dB/m	dBuV/m	dB	cm	deg		
1 10460.00	45.06	48.24	-3.18	68.20	-23.14	300	360 Peak	Horizontal	



TUV Rheinland Taiwan Ltd.
No. 438-18, Sec 2, Fenhiao, Linkou Dist., New Taipei City 244, Taiwan(R.O.C.)
Tel: +886-2172-1000 Fax: +886-2172-1322



Freq	Level	Read	Limit	Over	Apos	TPos	Remark	Pol/Phase	Note
MHz	dBuV/m	dBuV	dB/m	dBuV/m	dB	cm	deg		
1 10460.00	45.20	48.38	-3.18	68.20	-23.00	100	30 Peak	Vertical	

802.11ac VHT80

CH 42 (Horizontal)

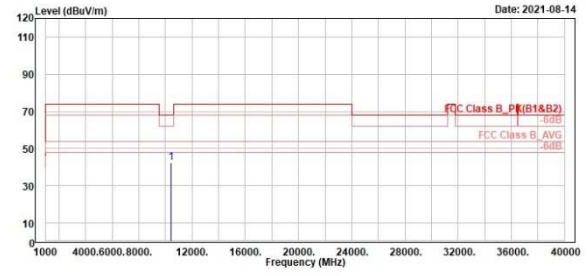
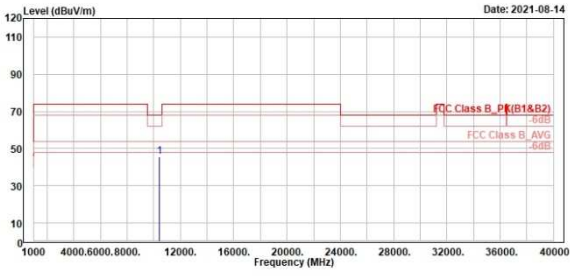
CH 42 (Vertical)



TUV Rheinland Taiwan Ltd.
No. 438-18, Sec 2, Fenhiao, Linkou Dist., New Taipei City 244, Taiwan(R.O.C.)
Tel: +886-2172-1000 Fax: +886-2172-1322



TUV Rheinland Taiwan Ltd.
No. 438-18, Sec 2, Fenhiao, Linkou Dist., New Taipei City 244, Taiwan(R.O.C.)
Tel: +886-2172-1000 Fax: +886-2172-1322



Read	Limit	Over	Apos	TPos	Remark	Pol/Phase	Note		
Freq	Level	Level	Factor	Line	Limit				
MHz	dBuV/m	dBuV	dB/m	dBuV/m	dB	cm	deg		
1	10420.00	45.64	48.92	-3.28	68.20	-22.56	194	360 Peak	Horizontal

Read	Limit	Over	Apos	TPos	Remark	Pol/Phase	Note		
Freq	Level	Level	Factor	Line	Limit				
MHz	dBuV/m	dBuV	dB/m	dBuV/m	dB	cm	deg		
1	10420.00	42.57	45.85	-3.28	68.20	-25.63	366	360 Peak	Vertical

U-NII-2A

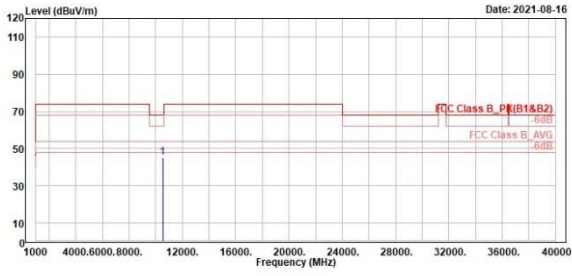
802.11a

CH 52 (Horizontal)

CH 52 (Vertical)



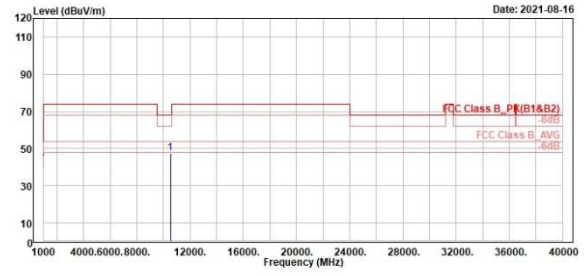
TUV Rheinland Taiwan Ltd.
No. 438-18, Sec 2, Fenhiao, Linkou Dist., New Taipei City 244, Taiwan(R.O.C.)
Tel: +886-2172-1000 Fax: +886-2172-1322



Read	Level	Factor	Limit	Over	Apos	TPos	Remark	Pol/Phase	Note
MHz	dBuV/m	dBuV	dB/m	dBuV/m	dB	cm	deg		
1 10520.00	45.00	48.07	-3.07	68.20	-23.20	120	360 Peak	Horizontal	



TUV Rheinland Taiwan Ltd.
No. 438-18, Sec 2, Fenhiao, Linkou Dist., New Taipei City 244, Taiwan(R.O.C.)
Tel: +886-2172-1000 Fax: +886-2172-1322



Read	Level	Factor	Limit	Over	Apos	TPos	Remark	Pol/Phase	Note
MHz	dBuV/m	dBuV	dB/m	dBuV/m	dB	cm	deg		
1 10520.00	47.48	50.55	-3.07	68.20	-20.72	321	360 Peak	Vertical	

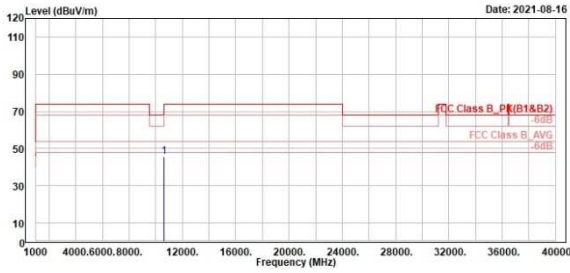
802.11a

CH 60 (Horizontal)

CH 60 (Vertical)



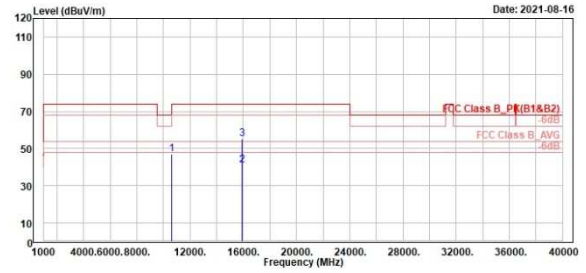
TUV Rheinland Taiwan Ltd.
No. 438-18, Sec 2, Fenhiao, Linkou Dist., New Taipei City 244, Taiwan(R.O.C.)
Tel: +886-2172-1000 Fax: +886-2172-1322



Read	Limit	Over	Apos	TPos	Remark	Pol/Phase	Note		
Freq	Level	Level Factor	Line	Limit					
MHz	dBuV/m	dBuV	dB/m	dBuV/m	dB	cm	deg		
1	10680.00	45.75	48.72	-2.97	68.20	-22.45	100	276 Peak	Horizontal



TUV Rheinland Taiwan Ltd.
No. 438-18, Sec 2, Fenhiao, Linkou Dist., New Taipei City 244, Taiwan(R.O.C.)
Tel: +886-2172-1000 Fax: +886-2172-1322



Read	Limit	Over	Apos	TPos	Remark	Pol/Phase	Note		
Freq	Level	Level Factor	Line	Limit					
MHz	dBuV/m	dBuV	dB/m	dBuV/m	dB	cm	deg		
1	10680.00	46.85	49.82	-2.97	68.20	-21.35	100	55 Peak	Vertical
2	15900.00	40.87	36.41	4.46	54.00	-13.13	100	277 Average	Vertical
3	15900.00	55.15	58.69	4.46	74.00	-18.85	100	277 Peak	Vertical

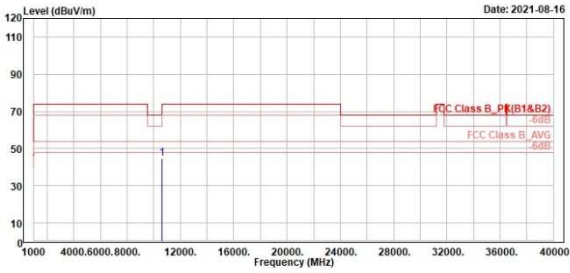
802.11a

CH 64 (Horizontal)

CH 64 (Vertical)



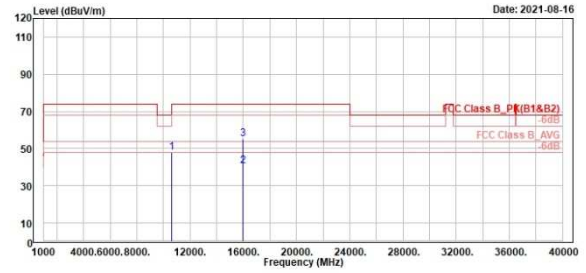
TUV Rheinland Taiwan Ltd.
No. 438-18, Sec 2, Fenhiao, Linkou Dist., New Taipei City 244, Taiwan(R.O.C.)
Tel: +886-2172-1000 Fax: +886-2172-1322



Read	Limit	Over	Apos	TPos	Remark	Pol/Phase	Note		
Freq	Level	Level	Factor	Line	Limit				
MHz	dBuV/m	dBuV	dB/m	dBuV/m	dB	cm	deg		
1	10640.00	44.57	47.41	-2.84	54.00	-9.43	355	248 Average	Vertical



TUV Rheinland Taiwan Ltd.
No. 438-18, Sec 2, Fenhiao, Linkou Dist., New Taipei City 244, Taiwan(R.O.C.)
Tel: +886-2172-1000 Fax: +886-2172-1322



Read	Limit	Over	Apos	TPos	Remark	Pol/Phase	Note		
Freq	Level	Level	Factor	Line	Limit				
MHz	dBuV/m	dBuV	dB/m	dBuV/m	dB	cm	deg		
1	10640.00	47.75	50.59	-2.84	74.00	-26.25	100	34 Peak	Vertical
2	15960.00	40.65	36.04	4.61	54.00	-13.35	100	272 Average	Vertical
3	15960.00	54.99	50.38	4.61	74.00	-19.01	100	272 Peak	Vertical

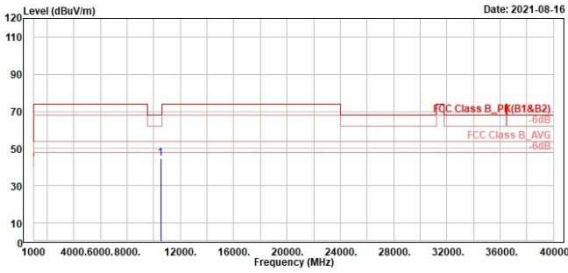
802.11n HT20

CH 52 (Horizontal)

CH 52 (Vertical)



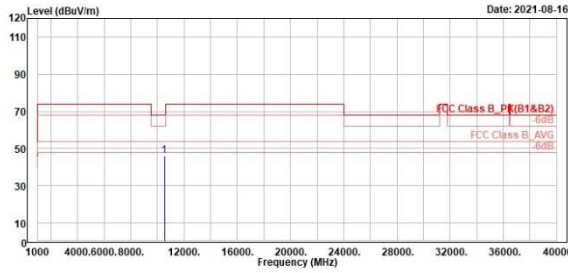
TUV Rheinland Taiwan Ltd.
No. 438-18, Sec 2, Fenhiao, Linkou Dist., New Taipei City 244, Taiwan(R.O.C.)
Tel: +886-2172-1000 Fax: +886-2172-1322



Line	Freq	Level	Read Level	Factor	Limit Line	Over Limit	Apos	TPos	Remark	Pol/Phase	Note
	MHz	dBuV/m	dBuV	dB/m	dBuV/m	dB	cm	deg			
1	10520.00	44.60	47.67	-3.07	68.20	-23.60	200	173	Peak	Horizontal	



TUV Rheinland Taiwan Ltd.
No. 438-18, Sec 2, Fenhiao, Linkou Dist., New Taipei City 244, Taiwan(R.O.C.)
Tel: +886-2172-1000 Fax: +886-2172-1322



Line	Freq	Level	Read Level	Factor	Limit Line	Over Limit	Apos	TPos	Remark	Pol/Phase	Note
	MHz	dBuV/m	dBuV	dB/m	dBuV/m	dB	cm	deg			
1	10520.00	46.00	49.07	-3.07	68.20	-22.20	200	360	Peak	Vertical	

802.11n HT20

CH 60 (Horizontal)

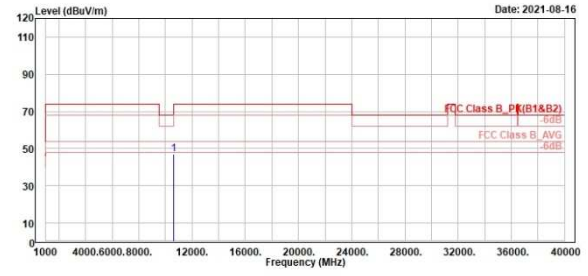
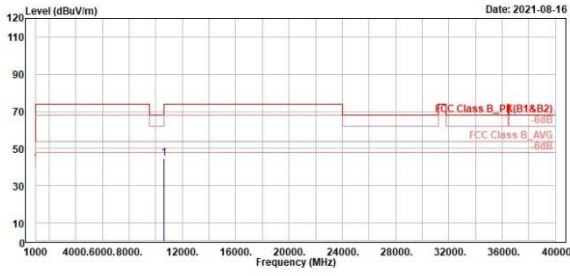
CH 60 (Vertical)



TUV Rheinland Taiwan Ltd.
No. 438-18, Sec 2, Fenhiao, Linkou Dist., New Taipei City 244, Taiwan(R.O.C.)
Tel: +886-2172-1000 Fax: +886-2172-1322



TUV Rheinland Taiwan Ltd.
No. 438-18, Sec 2, Fenhiao, Linkou Dist., New Taipei City 244, Taiwan(R.O.C.)
Tel: +886-2172-1000 Fax: +886-2172-1322



Freq	Level	Read	Limit	Over	Apos	TPos	Remark	Pol/Phase	Note
MHz	dBuV/m	dBuV	dB/m	dBuV/m	dB	cm	deg		
1 10680.00	44.56	47.53	-2.97	68.20	-23.64	400	208 Peak	Horizontal	

Freq	Level	Read	Limit	Over	Apos	TPos	Remark	Pol/Phase	Note
MHz	dBuV/m	dBuV	dB/m	dBuV/m	dB	cm	deg		
1 10680.00	46.80	49.77	-2.97	68.20	-21.40	100	36 Peak	Vertical	

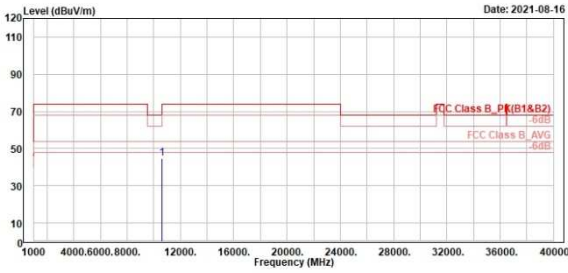
802.11n HT20

CH 64 (Horizontal)

CH 64 (Vertical)



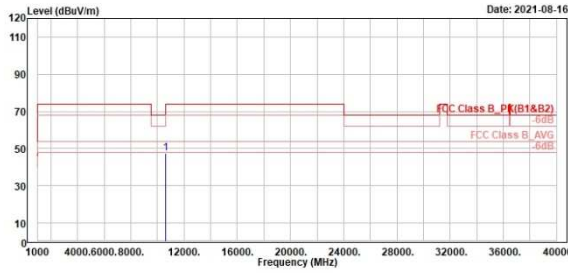
TUV Rheinland Taiwan Ltd.
No. 438-18, Sec 2, Fenhiao, Linkou Dist., New Taipei City 244, Taiwan(R.O.C.)
Tel: +886-2172-1000 Fax: +886-2172-1322



Line	Freq	Level	Read	Limit	Over	Apos	TPos	Remark	Pol/Phase	Note
	MHz	dBuV/m	dBuV	dB/m	dBuV/m	dB	cm	deg		
1	10640.00	44.67	47.51	-2.84	74.00	-29.33	300	191 Peak	Horizontal	



TUV Rheinland Taiwan Ltd.
No. 438-18, Sec 2, Fenhiao, Linkou Dist., New Taipei City 244, Taiwan(R.O.C.)
Tel: +886-2172-1000 Fax: +886-2172-1322



Line	Freq	Level	Read	Limit	Over	Apos	TPos	Remark	Pol/Phase	Note
	MHz	dBuV/m	dBuV	dB/m	dBuV/m	dB	cm	deg		
1	10640.00	47.41	50.25	-2.84	74.00	-26.59	100	355 Peak	Vertical	

802.11n HT40

CH 54 (Horizontal)

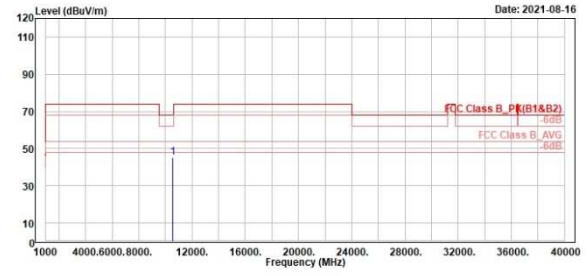
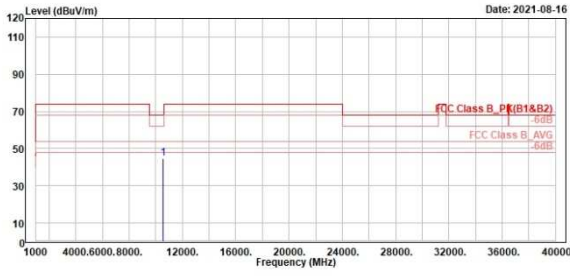
CH 54 (Vertical)



TUV Rheinland Taiwan Ltd.
No. 438-18, Sec. 2, Fenhiao, Linkou Dist., New Taipei City 244, Taiwan(R.O.C.)
Tel: +886-2172-1000 Fax: +886-2172-1322



TUV Rheinland Taiwan Ltd.
No. 438-18, Sec. 2, Fenhiao, Linkou Dist., New Taipei City 244, Taiwan(R.O.C.)
Tel: +886-2172-1000 Fax: +886-2172-1322



Freq	Level	Read	Limit	Over	Apos	TPos	Remark	Pol/Phase	Note
MHz	dBuV/m	dBuV	dB/m	dBuV/m	dB	cm	deg		
1 10540.00	44.80	47.85	-3.05	68.20	-23.40	400	360 Peak	Horizontal	

Freq	Level	Read	Limit	Over	Apos	TPos	Remark	Pol/Phase	Note
MHz	dBuV/m	dBuV	dB/m	dBuV/m	dB	cm	deg		
1 10540.00	45.36	48.41	-3.05	68.20	-22.84	100	360 Peak	Vertical	

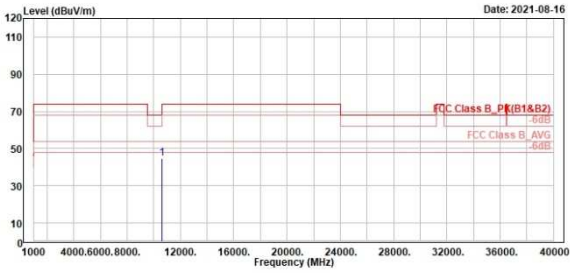
802.11n HT40

CH 62 (Horizontal)

CH 62 (Vertical)



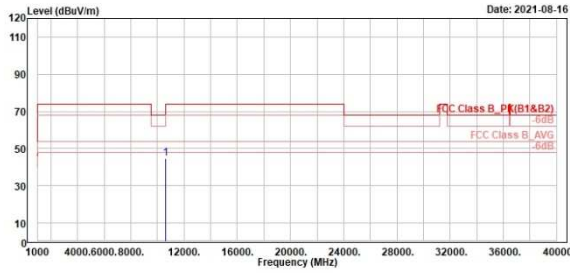
TUV Rheinland Taiwan Ltd.
No. 438-18, Sec 2, Fenhiao, Linkou Dist., New Taipei City 244, Taiwan(R.O.C.)
Tel: +886-2172-1000 Fax: +886-2172-1322



Read	Limit	Over	Apos	TPos	Remark	Pol/Phase	Note
Freq	Level	Level	Factor	Line	Limit		
MHz	dBuV/m	dBuV	dB/m	dBuV/m	dB	cm	deg
1 10620.00	44.54	47.44	-2.90	74.00	-29.46	138	360 Peak Horizontal



TUV Rheinland Taiwan Ltd.
No. 438-18, Sec 2, Fenhiao, Linkou Dist., New Taipei City 244, Taiwan(R.O.C.)
Tel: +886-2172-1000 Fax: +886-2172-1322



Read	Limit	Over	Apos	TPos	Remark	Pol/Phase	Note
Freq	Level	Level	Factor	Line	Limit		
MHz	dBuV/m	dBuV	dB/m	dBuV/m	dB	cm	deg
1 10620.00	44.83	47.73	-2.90	74.00	-29.17	400	163 Peak Vertical

802.11ac VHT80

CH 58 (Horizontal)

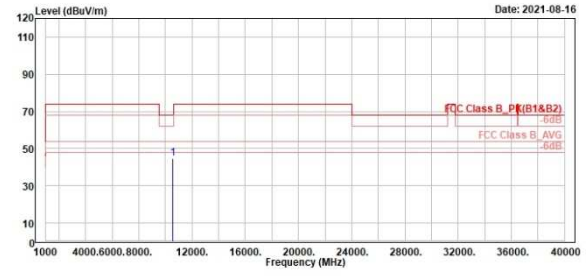
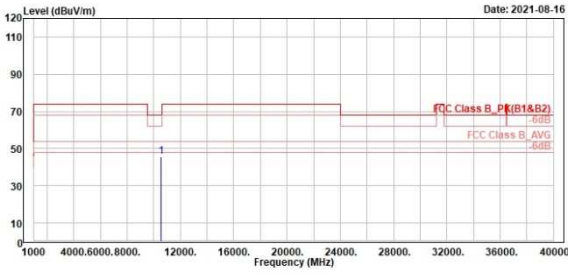
CH 58 (Vertical)



TUV Rheinland Taiwan Ltd.
No. 438-18, Sec 2, Fenhiao, Linkou Dist., New Taipei City 244, Taiwan(R.O.C.)
Tel: +886-2172-1000 Fax: +886-2172-1322



TUV Rheinland Taiwan Ltd.
No. 438-18, Sec 2, Fenhiao, Linkou Dist., New Taipei City 244, Taiwan(R.O.C.)
Tel: +886-2172-1000 Fax: +886-2172-1322



Read	Limit	Over	Apos	TPos	Remark	Pol/Phase	Note		
Freq	Level	Level	Factor	Line	Limit				
MHz	dBuV/m	dBuV	dB/m	dBuV/m	dB	cm	deg		
1	10580.00	45.50	48.49	-2.99	68.20	-22.70	100	56 Peak	Horizontal

Read	Limit	Over	Apos	TPos	Remark	Pol/Phase	Note		
Freq	Level	Level	Factor	Line	Limit				
MHz	dBuV/m	dBuV	dB/m	dBuV/m	dB	cm	deg		
1	10580.00	44.94	47.93	-2.99	68.20	-23.26	102	360 Peak	Vertical

U-NII-2C

802.11a																																																																					
CH 100 (Horizontal)	CH 100 (Vertical)																																																																				
<div style="display: flex; justify-content: space-between; align-items: center;"> <div style="font-size: 8px;"> TÜV Rheinland Taiwan Ltd. No. 438-18, Sec 2, Fentiao, Linkou Dist., New Taipei City 244, Taiwan(R.O.C.) Tel: +886-2172-1000 Fax: +886-2172-1322 </div> </div> <div style="text-align: right; margin-top: 10px;">Date: 2021-08-19</div> <table border="1" style="width:100%; border-collapse: collapse; font-size: 8px; margin-top: 10px;"> <thead> <tr> <th>Read</th> <th>Limit</th> <th>Over</th> <th>APos</th> <th>TPos</th> <th>Remark</th> <th>Pol/Phase</th> <th>Note</th> </tr> <tr> <th>Level</th> <th>Line</th> <th>Limit</th> <th></th> <th></th> <th></th> <th></th> <th></th> </tr> <tr> <th>Factor</th> <th></th> <th></th> <th></th> <th></th> <th></th> <th></th> <th></th> </tr> <tr> <th>dB/m</th> <th>dB/m</th> <th>dB</th> <th>cm</th> <th>deg</th> <th></th> <th></th> <th></th> </tr> </thead> <tbody> <tr> <td>1 11800.00 46.98 48.34 -2.26 74.00 -27.92 100 200 Peak Horizontal</td> </tr> <tr> <td>2 16500.00 51.79 45.30 6.49 68.20 -16.41 273 0 Peak Horizontal</td> </tr> </tbody> </table>	Read	Limit	Over	APos	TPos	Remark	Pol/Phase	Note	Level	Line	Limit						Factor								dB/m	dB/m	dB	cm	deg				1 11800.00 46.98 48.34 -2.26 74.00 -27.92 100 200 Peak Horizontal	2 16500.00 51.79 45.30 6.49 68.20 -16.41 273 0 Peak Horizontal	<div style="display: flex; justify-content: space-between; align-items: center;"> <div style="font-size: 8px;"> TÜV Rheinland Taiwan Ltd. No. 438-18, Sec 2, Fentiao, Linkou Dist., New Taipei City 244, Taiwan(R.O.C.) Tel: +886-2172-1000 Fax: +886-2172-1322 </div> </div> <div style="text-align: right; margin-top: 10px;">Date: 2021-08-19</div> <table border="1" style="width:100%; border-collapse: collapse; font-size: 8px; margin-top: 10px;"> <thead> <tr> <th>Read</th> <th>Limit</th> <th>Over</th> <th>APos</th> <th>TPos</th> <th>Remark</th> <th>Pol/Phase</th> <th>Note</th> </tr> <tr> <th>Level</th> <th>Line</th> <th>Limit</th> <th></th> <th></th> <th></th> <th></th> <th></th> </tr> <tr> <th>Factor</th> <th></th> <th></th> <th></th> <th></th> <th></th> <th></th> <th></th> </tr> <tr> <th>dB/m</th> <th>dB/m</th> <th>dB</th> <th>cm</th> <th>deg</th> <th></th> <th></th> <th></th> </tr> </thead> <tbody> <tr> <td>1 11800.00 46.69 48.95 -2.26 74.00 -27.31 200 72 Peak Vertical</td> </tr> <tr> <td>2 16500.00 54.23 47.74 6.49 68.20 -13.97 100 121 Peak Vertical</td> </tr> </tbody> </table>	Read	Limit	Over	APos	TPos	Remark	Pol/Phase	Note	Level	Line	Limit						Factor								dB/m	dB/m	dB	cm	deg				1 11800.00 46.69 48.95 -2.26 74.00 -27.31 200 72 Peak Vertical	2 16500.00 54.23 47.74 6.49 68.20 -13.97 100 121 Peak Vertical
Read	Limit	Over	APos	TPos	Remark	Pol/Phase	Note																																																														
Level	Line	Limit																																																																			
Factor																																																																					
dB/m	dB/m	dB	cm	deg																																																																	
1 11800.00 46.98 48.34 -2.26 74.00 -27.92 100 200 Peak Horizontal																																																																					
2 16500.00 51.79 45.30 6.49 68.20 -16.41 273 0 Peak Horizontal																																																																					
Read	Limit	Over	APos	TPos	Remark	Pol/Phase	Note																																																														
Level	Line	Limit																																																																			
Factor																																																																					
dB/m	dB/m	dB	cm	deg																																																																	
1 11800.00 46.69 48.95 -2.26 74.00 -27.31 200 72 Peak Vertical																																																																					
2 16500.00 54.23 47.74 6.49 68.20 -13.97 100 121 Peak Vertical																																																																					

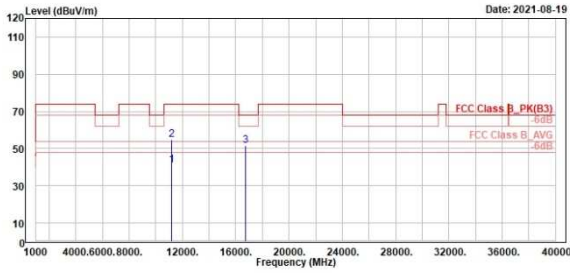
802.11a

CH 116 (Horizontal)

CH 116 (Vertical)



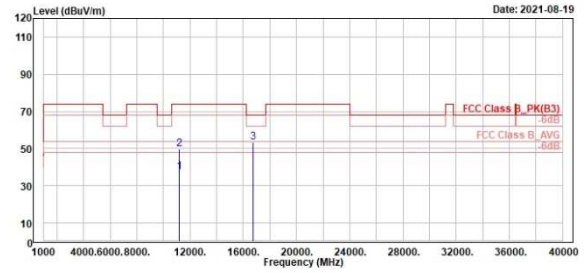
TÜV Rheinland Taiwan Ltd.
No. 438-18, Sec. 2, Fenhiao, Linkou Dist., New Taipei City 244, Taiwan(R.O.C.)
Tel: +886-2172-1000 Fax: +886-2172-1322



Read	Limit	Over	APos	TPos	Remark	Pol/Phase	Note
Level	Line	Limit					
Factor							
dB/m	dBuV/m	dB	cm	deg			
41.13	54.00	-12.87	100	204	Average	Horizontal	
56.80	74.00	-19.10	100	204	Peak	Horizontal	
51.48	68.20	-16.72	100	82	Peak	Horizontal	



TÜV Rheinland Taiwan Ltd.
No. 438-18, Sec. 2, Fenhiao, Linkou Dist., New Taipei City 244, Taiwan(R.O.C.)
Tel: +886-2172-1000 Fax: +886-2172-1322



Read	Limit	Over	APos	TPos	Remark	Pol/Phase	Note
Level	Line	Limit					
Factor							
dB/m	dBuV/m	dB	cm	deg			
37.50	54.00	-16.50	200	248	Average	Vertical	
49.91	74.00	-24.09	200	248	Peak	Vertical	
53.16	68.20	-15.04	100	92	Peak	Vertical	

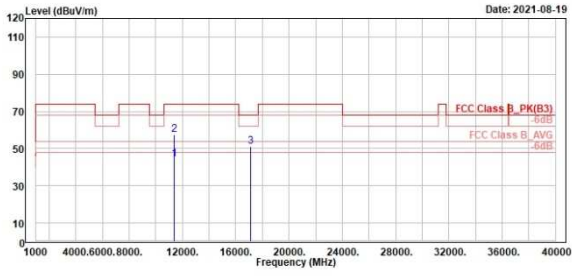
802.11a

CH 140 (Horizontal)

CH 140 (Vertical)



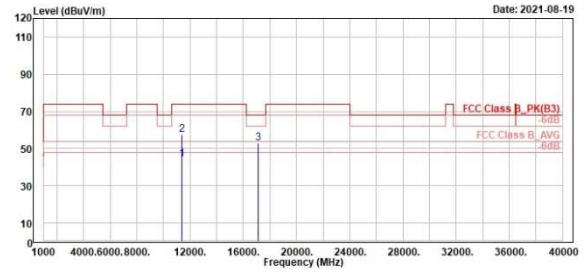
TUV Rheinland Taiwan Ltd.
No. 438-18, Sec. 2, Fenhiao, Linkou Dist., New Taipei City 244, Taiwan(R.O.C.)
Tel: +886-2172-1000 Fax: +886-2172-1322



Read	Limit	Over	Apos	TPos	Remark	Pol/Phase	Note
Level	Line	Limit					
Factor							
dB/m	dBuV/m	dB	cm	deg			
44.31	54.00	-9.69	180	210	Average	Horizontal	
58.95	74.00	-16.43	180	210	Peak	Horizontal	
44.13	68.20	-17.25	300	0	Peak	Horizontal	



TUV Rheinland Taiwan Ltd.
No. 438-18, Sec. 2, Fenhiao, Linkou Dist., New Taipei City 244, Taiwan(R.O.C.)
Tel: +886-2172-1000 Fax: +886-2172-1322



Read	Limit	Over	Apos	TPos	Remark	Pol/Phase	Note
Level	Line	Limit					
Factor							
dB/m	dBuV/m	dB	cm	deg			
44.19	54.00	-9.81	300	296	Average	Vertical	
58.95	74.00	-16.43	300	296	Peak	Vertical	
46.21	68.20	-15.17	400	131	Peak	Vertical	

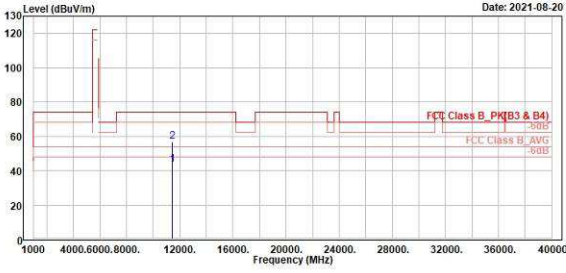
802.11a

CH 144 (Horizontal)

CH 144 (Vertical)



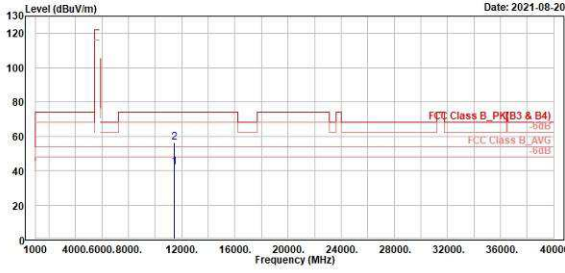
TUV Rheinland Taiwan Ltd.
No. 438-18, Sec 2, Fenliiao, Linkou Dist., New Taipei City 244, Taiwan(R.O.C.)
Tel: +886-2172-1000 Fax: +886-2172-1322



Read	Limit	Over	APos	TPos	Remark	Pol/Phase	Note		
Freq	Level	Level	Factor	Line	Limit				
MHz	dBuV/m	dBuV	dB/m	dBuV/m	dB	cm	deg		
1	11440.00	43.46	44.80	-1.34	54.00	-10.54	102	195 Average	Horizontal
2	11440.00	57.05	58.39	-1.34	74.00	-16.95	102	195 Peak	Horizontal



TUV Rheinland Taiwan Ltd.
No. 438-18, Sec 2, Fenliiao, Linkou Dist., New Taipei City 244, Taiwan(R.O.C.)
Tel: +886-2172-1000 Fax: +886-2172-1322



Read	Limit	Over	APos	TPos	Remark	Pol/Phase	Note		
Freq	Level	Level	Factor	Line	Limit				
MHz	dBuV/m	dBuV	dB/m	dBuV/m	dB	cm	deg		
1	11440.00	42.21	43.55	-1.34	54.00	-11.79	116	286 Average	Vertical
2	11440.00	56.22	57.56	-1.34	74.00	-17.78	116	286 Peak	Vertical

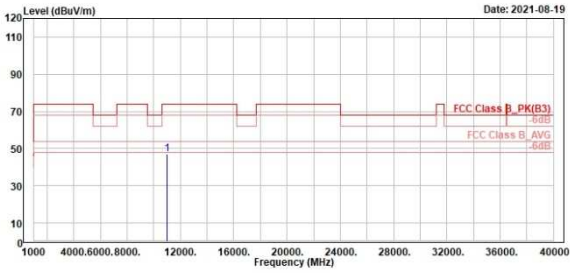
802.11n HT20

CH 100 (Horizontal)

CH 100 (Vertical)



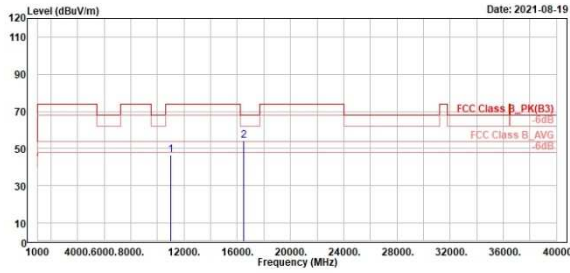
TÜV Rheinland Taiwan Ltd.
No. 438-18, Sec. 2, Fenhiao, Linkou Dist., New Taipei City 244, Taiwan(R.O.C.)
Tel: +886-2172-1000 Fax: +886-2172-1322



Read	Limit	Over	Apos	TPos	Remark	Pol/Phase	Note
Level	Line	Limit					
Factor							
dB/m	dBuV/m	dB	cm	deg			
49.24	74.00	-27.02	100	285	Peak	Horizontal	



TÜV Rheinland Taiwan Ltd.
No. 438-18, Sec. 2, Fenhiao, Linkou Dist., New Taipei City 244, Taiwan(R.O.C.)
Tel: +886-2172-1000 Fax: +886-2172-1322



Read	Limit	Over	Apos	TPos	Remark	Pol/Phase	Note
Level	Line	Limit					
Factor							
dB/m	dBuV/m	dB	cm	deg			
48.78	74.00	-27.48	200	179	Peak	Vertical	
47.69	68.20	-14.02	100	135	Peak	Vertical	

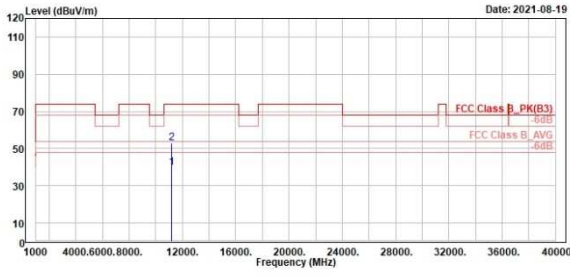
802.11n HT20

CH 116 (Horizontal)

CH 116 (Vertical)



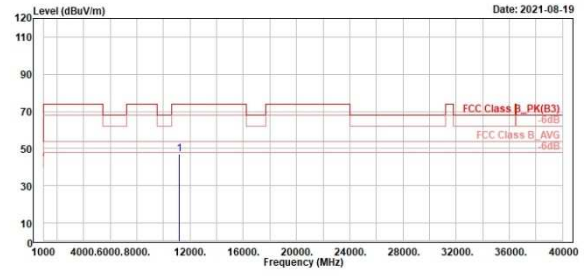
TUV Rheinland Taiwan Ltd.
No. 438-18, Sec 2, Fenhiao, Linkou Dist., New Taipei City 244, Taiwan(R.O.C.)
Tel: +886-2172-1000 Fax: +886-2172-1322



Read	Limit	Over	Apos	TPos	Remark	Pol/Phase	Note
Level	Line	Limit					
Factor	Factor	Line					
dB/m	dB/m	dB	cm	deg			
39.53	41.43	-1.90	54.00	-14.47	100	203 Average	Horizontal
53.00	54.90	-1.90	74.00	-21.00	100	203 Peak	Horizontal



TUV Rheinland Taiwan Ltd.
No. 438-18, Sec 2, Fenhiao, Linkou Dist., New Taipei City 244, Taiwan(R.O.C.)
Tel: +886-2172-1000 Fax: +886-2172-1322



Read	Limit	Over	Apos	TPos	Remark	Pol/Phase	Note
Level	Line	Limit					
Factor	Factor	Line					
dB/m	dB/m	dB	cm	deg			
47.11	49.01	-1.90	74.00	-26.89	200	181 Peak	Vertical

802.11n HT20

CH 140 (Horizontal)

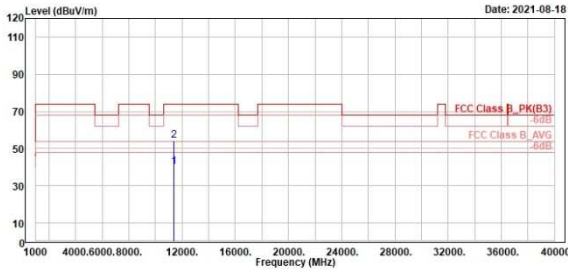
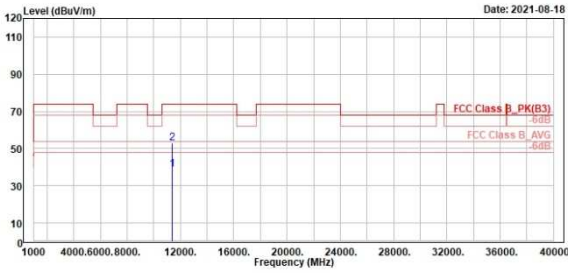
CH 140 (Vertical)



TUV Rheinland Taiwan Ltd.
No. 438-18, Sec 2, Fenhiao, Linkou Dist., New Taipei City 244, Taiwan(R.O.C.)
Tel: +886-2172-1000 Fax: +886-2172-1322



TUV Rheinland Taiwan Ltd.
No. 438-18, Sec 2, Fenhiao, Linkou Dist., New Taipei City 244, Taiwan(R.O.C.)
Tel: +886-2172-1000 Fax: +886-2172-1322



Read	Level	Factor	Limit	Over	Apos	TPos	Remark	Pol/Phase	Note
MHz	dBuV/m	dBuV	dB/m	dBuV/m	dB	cm	deg		
1	11400.00	38.00	40.18	-1.38	54.00	-15.20	399	202	Average Horizontal
2	11400.00	53.14	54.52	-1.38	74.00	-20.86	399	202	Peak Horizontal

Read	Level	Factor	Limit	Over	Apos	TPos	Remark	Pol/Phase	Note
MHz	dBuV/m	dBuV	dB/m	dBuV/m	dB	cm	deg		
1	11400.00	40.15	41.53	-1.38	54.00	-13.85	301	309	Average Vertical
2	11400.00	54.39	55.77	-1.38	74.00	-19.61	301	309	Peak Vertical

802.11n HT20

CH 144 (Horizontal)

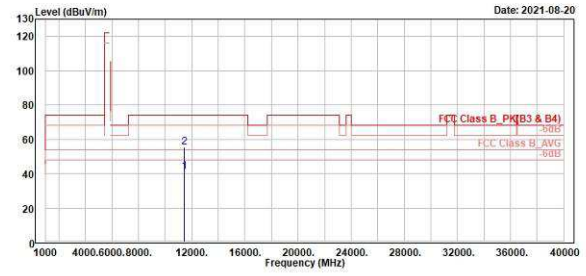
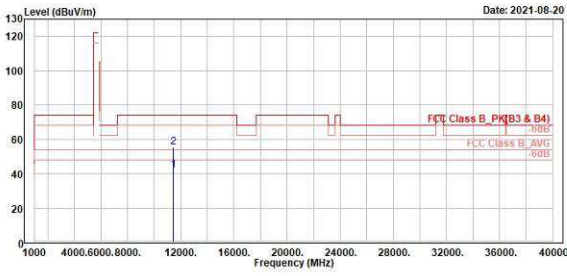
CH 144 (Vertical)



TUV Rheinland Taiwan Ltd.
No. 438-18, Sec 2, Fenliiao, Linkou Dist., New Taipei City 244, Taiwan(R.O.C.)
Tel: +886-2172-1000 Fax: +886-2172-1322



TUV Rheinland Taiwan Ltd.
No. 438-18, Sec 2, Fenliiao, Linkou Dist., New Taipei City 244, Taiwan(R.O.C.)
Tel: +886-2172-1000 Fax: +886-2172-1322



Read	Limit	Over	APos	TPos	Remark	Pol/Phase	Note		
Freq	Level	Level	Factor	Line	Limit				
MHz	dBuV/m	dBuV	dB/m	dBuV/m	dB	cm	deg		
1	11440.00	41.91	43.25	-1.34	54.00	-12.09	100	195 Average	Horizontal
2	11440.00	55.15	56.49	-1.34	74.00	-18.85	100	195 Peak	Horizontal

Read	Limit	Over	APos	TPos	Remark	Pol/Phase	Note		
Freq	Level	Level	Factor	Line	Limit				
MHz	dBuV/m	dBuV	dB/m	dBuV/m	dB	cm	deg		
1	11440.00	41.05	42.39	-1.34	54.00	-12.95	322	301 Average	Vertical
2	11440.00	55.26	56.60	-1.34	74.00	-18.74	322	301 Peak	Vertical

802.11n HT40

CH 102 (Horizontal)

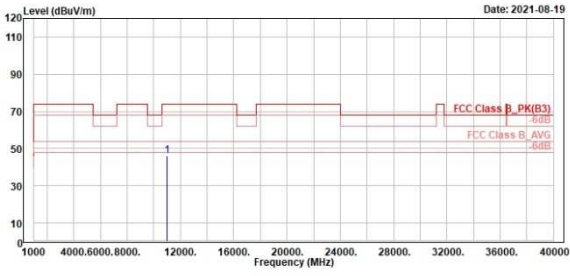
CH 102 (Vertical)



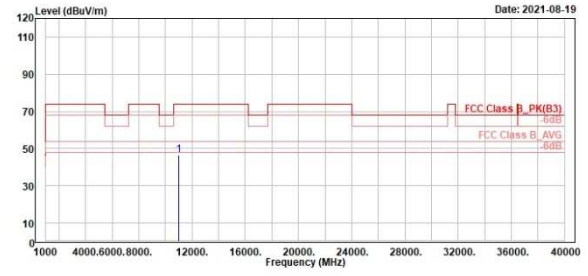
TUV Rheinland Taiwan Ltd.
No. 438-18, Sec 2, Fenhiao, Linkou Dist., New Taipei City 244, Taiwan(R.O.C.)
Tel: +886-2172-1000 Fax: +886-2172-1322



TUV Rheinland Taiwan Ltd.
No. 438-18, Sec 2, Fenhiao, Linkou Dist., New Taipei City 244, Taiwan(R.O.C.)
Tel: +886-2172-1000 Fax: +886-2172-1322



1	11820.00	46.24	48.46	-2.22	74.00	-27.76	100	240	Peak	Horizontal	
---	----------	-------	-------	-------	-------	--------	-----	-----	------	------------	--



1	11820.00	46.48	48.78	-2.22	74.00	-27.52	300	84	Peak	Vertical	
---	----------	-------	-------	-------	-------	--------	-----	----	------	----------	--

802.11n HT40

CH 110 (Horizontal)

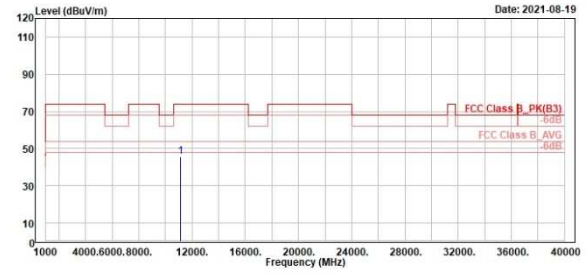
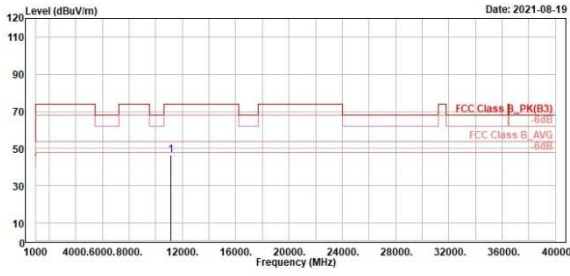
CH 110 (Vertical)



TUV Rheinland Taiwan Ltd.
No. 438-18, Sec. 2, Fenhiao, Linkou Dist., New Taipei City 244, Taiwan(R.O.C.)
Tel: +886-2172-1000 Fax: +886-2172-1322



TUV Rheinland Taiwan Ltd.
No. 438-18, Sec. 2, Fenhiao, Linkou Dist., New Taipei City 244, Taiwan(R.O.C.)
Tel: +886-2172-1000 Fax: +886-2172-1322



1	11180.00	46.38	48.42	-2.04	74.00	-27.62	100	232	Peak	Horizontal	
---	----------	-------	-------	-------	-------	--------	-----	-----	------	------------	--

1	11180.00	45.75	47.79	-2.04	74.00	-28.25	300	74	Peak	Vertical	
---	----------	-------	-------	-------	-------	--------	-----	----	------	----------	--

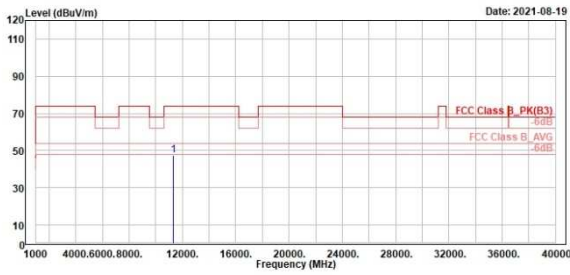
802.11n HT40

CH 134 (Horizontal)

CH 134 (Vertical)



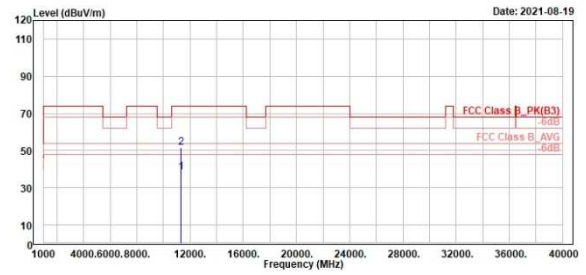
TUV Rheinland Taiwan Ltd.
No. 438-18, Sec 2, Fenhiao, Linkou Dist., New Taipei City 244, Taiwan(R.O.C.)
Tel: +886-2172-1000 Fax: +886-2172-1322



Read	Limit	Over	Apos	TPos	Remark	Pol/Phase	Note		
Freq	Level	Level	Factor	Line	Limit				
MHz	dBuV/m	dBuV	dB/m	dBuV/m	dB	cm	deg		
1	11340.00	47.54	49.06	-1.52	74.00	-26.46	400	22 Peak	Horizontal



TUV Rheinland Taiwan Ltd.
No. 438-18, Sec 2, Fenhiao, Linkou Dist., New Taipei City 244, Taiwan(R.O.C.)
Tel: +886-2172-1000 Fax: +886-2172-1322



Read	Limit	Over	Apos	TPos	Remark	Pol/Phase	Note		
Freq	Level	Level	Factor	Line	Limit				
MHz	dBuV/m	dBuV	dB/m	dBuV/m	dB	cm	deg		
1	11340.00	38.49	40.01	-1.52	54.00	-15.51	300	119 Average	Vertical
2	11340.00	51.42	52.94	-1.52	74.00	-22.58	300	119 Peak	Vertical