



MAGNETI MARELLI

Clusters BNF_LL and BNF_HL

Installation Manual



REVISIONS

Ver.	Comments	Date	Author
1.0	First Release	31.05.2017	Manea L. Rueckert T



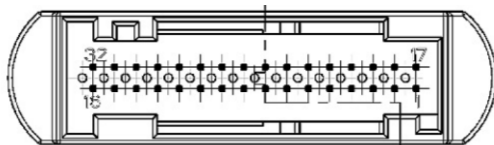
Tables of Contents

1.0 - PIN OUT	4
2.0 – Cluster assembled in Dashboard	5
2.1 – Centring, clipping and fixing elements on Dashboard	6
2.2 – Centring, clipping and fixing elements on Cluster	7

1.0 - PIN OUT

Connector Pin	Function	Connector Pin	Function
1	Fuel full	17	n.c.
2	Fuel empty	18	Coolant
3	n.c.	19	ext. Temperature
4	n.c.	20	GND Sensor (KL31)
5	n.c.	21	n.c.
6	n.c.	22	n.c.
7	Transponder 1	23	n.c.
8	Transponder 2	24	Seatbelt
9	Speed out	25	Parkbrake
10	Speed in	26	Brake General
11	n.c.	27	Oil Pressure
12	n.c.	28	CAN high
13	Rear Fog	29	CAN low
14	High Beam	30	n.c.
15	n.c.	31	KL15
16	KL31	32	KL30

Connector Tyco - 32pol; Supplier PN 2-966658-2.

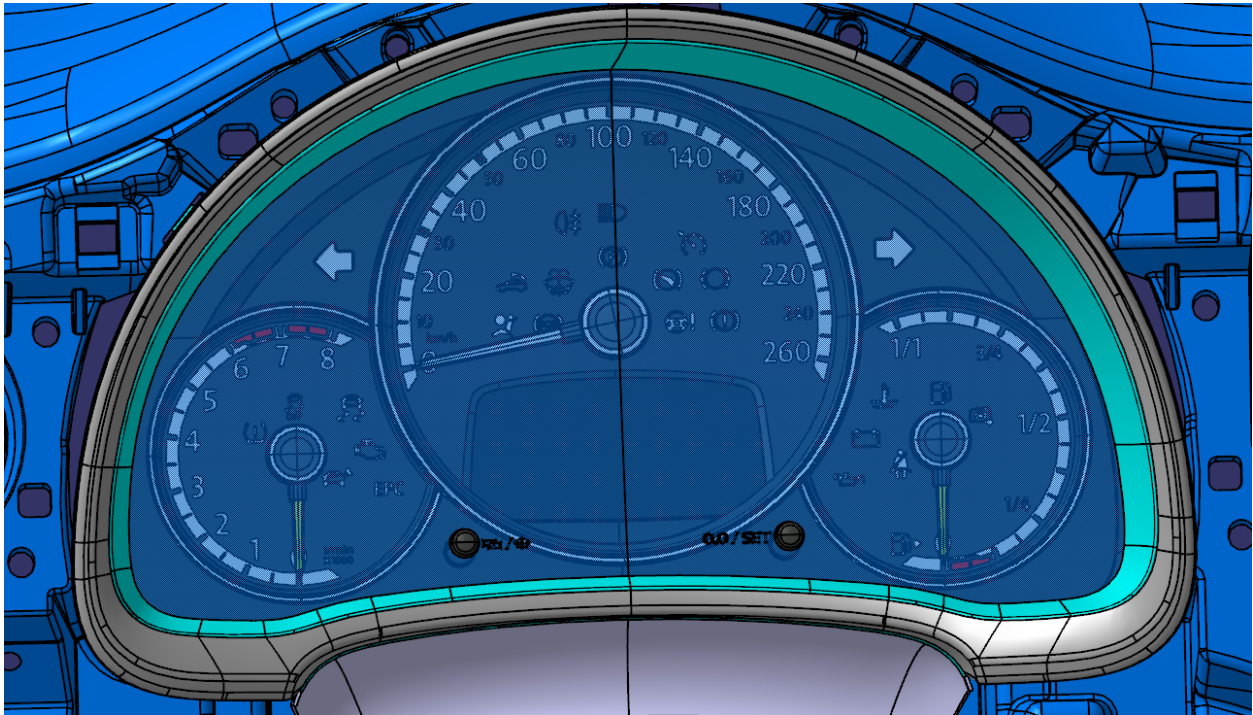


External Fuse Rating (for Battery power supply): 5A



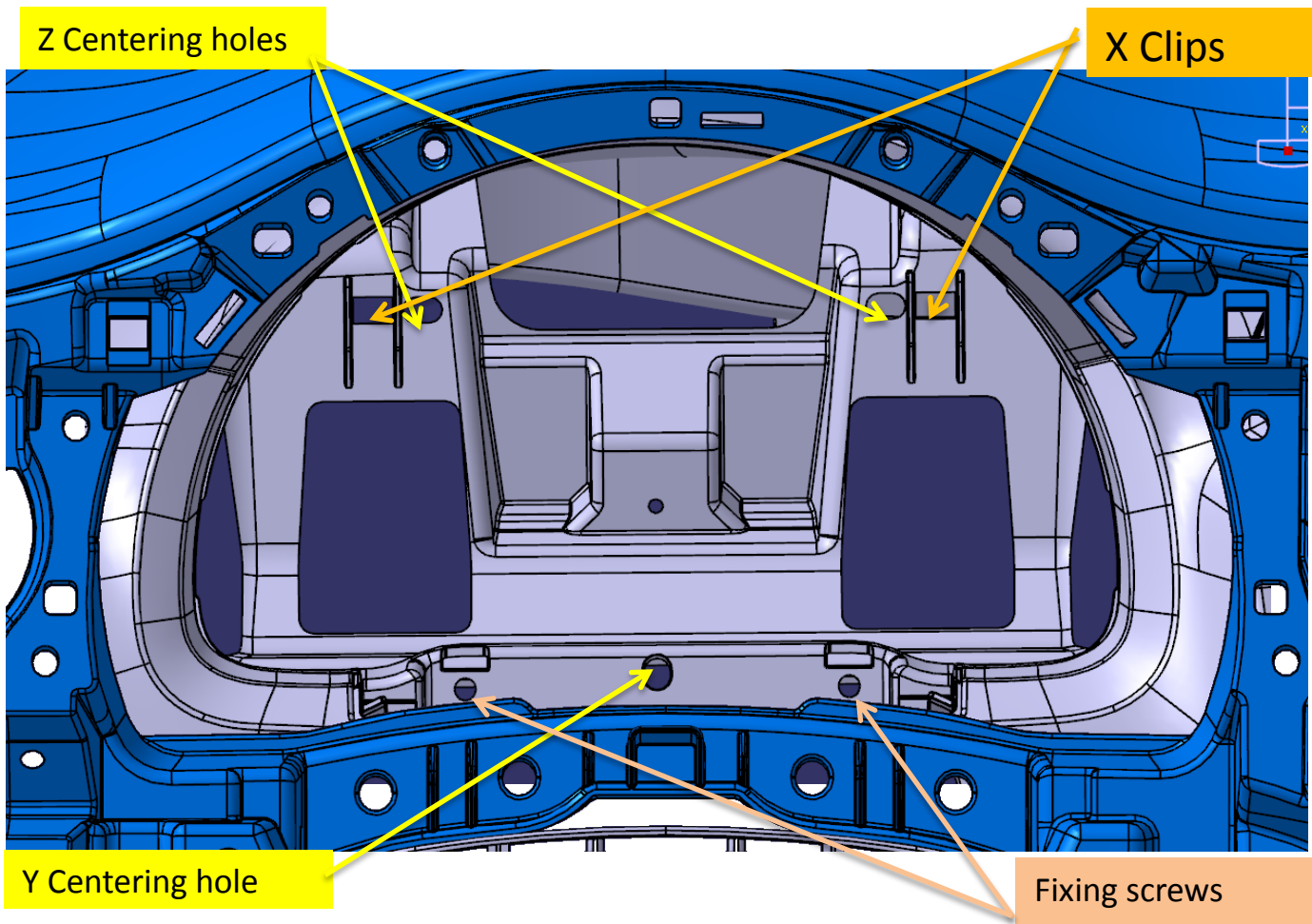
Installation guidelines for BNF_LL and BNF_HL clusters

2.0 –Cluster assembled in Dashboard



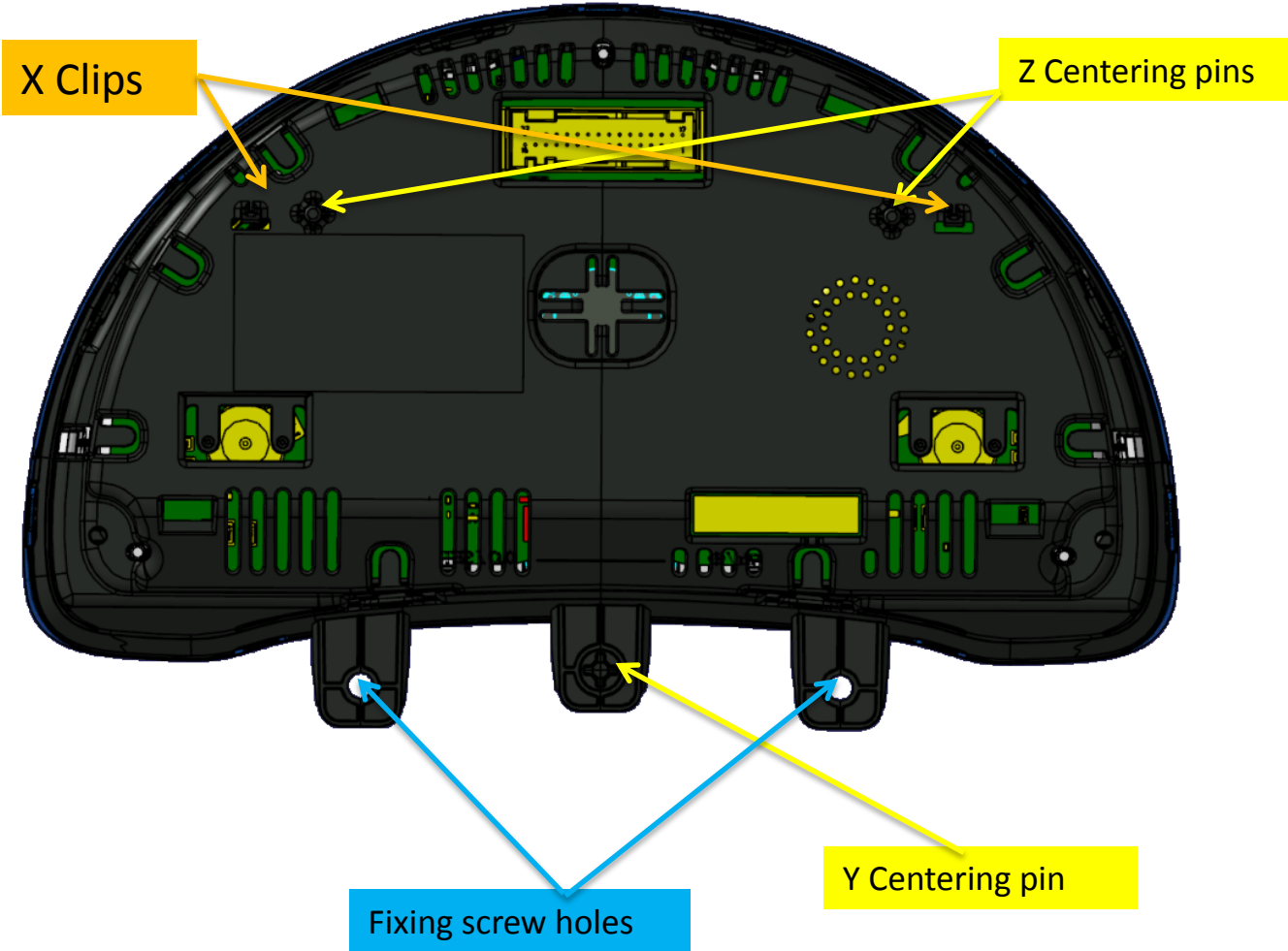
Installation guidelines for BNF_LL and BNF_HL clusters

2.1 – Centring, clipping and fixing elements on Dashboard



Installation guidelines for BNF_LL and BNF_HL clusters

2.2 – Centring, clipping and fixing elements on Cluster





FCC/ISED Regulatory notices

FCC ID: RX2BNFHL, RX2BNFLL

IC: 4983A-BNFHL, 4983A-BNFLL

Model Names: BNF_LL, BNF_HL

Modification statement

Changes or modifications not expressly approved by the party responsible for compliance could void the user's authority to operate the equipment.

Interference statement

This device complies with Part 15 of the FCC Rules and Industry Canada licence-exempt RSS standard(s).

Operation is subject to the following two conditions:

- (1) this device may not cause interference, and
- (2) this device must accept any interference, including interference that may cause undesired operation of the device.

Le présent appareil est conforme aux CNR d'Industrie Canada applicables aux appareils radio exempts de licence.

L'exploitation est autorisée aux deux conditions suivantes :

- (1) l'appareil ne doit pas produire de brouillage,*
- (2) et (2) l'utilisateur de l'appareil doit accepter tout brouillage radioélectrique subi, même si le brouillage est susceptible d'en compromettre le fonctionnement.*

FCC Class B digital device notice

This equipment has been tested and found to comply with the limits for a Class B digital device, pursuant to part 15 of the FCC Rules. These limits are designed to provide reasonable protection against harmful interference in a residential installation. This equipment generates, uses and can radiate radio frequency energy and, if not installed and used in accordance with the instructions, may cause harmful interference to radio communications. However, there is no guarantee that interference will not occur in a particular installation. If this equipment does cause harmful interference to radio or television reception, which can be determined by turning the equipment off and on, the user is encouraged to try to correct the interference by one or more of the following measures:

- Reorient or relocate the receiving antenna.
- Increase the separation between the equipment and receiver.
- Connect the equipment into an outlet on a circuit different from that to which the receiver is connected.
- Consult the dealer or an experienced radio/TV technician for help.