


ANLAGE zum Prüfbericht-Nr.:
APPENDIX to Test Report No.: 28120478017

Seite 34 von 36
Page 34 of 36


FOTODOKUMENTATION
PHOTO DOCUMENTATION

EUT Testaufbau
EUT Test setup (Antenna EUT axis)


Asse Y



Asse X



Asse Z




ANLAGE zum Prüfbericht-Nr.:
APPENDIX to Test Report No.: 28120478017

Seite 35 von 36
Page 35 of 36

FOTODOKUMENTATION
PHOTO DOCUMENTATION

EUT Testaufbau
EUT Test setup radiate emission (9KHz – 30Mhz)

Antenna polarization: H



Antenna polarization: V1



Antenna polarization: V2

