

# FCC Radio Test Report

**FCC ID: RWO-RZ090484****This report concerns: Class II Permissive Changes**

**Report No.** : BTL-FCCP-3-2209C159  
**Equipment** : Notebook PC  
**Model Name** : RZ09-0483  
**Brand Name** : RAZER  
**Applicant** : Razer Inc.  
**Address** : 9 Pasteur, Suite 100, Irvine, CA92618, USA.  
**Manufacturer** : Razer Inc.  
**Address** : 9 Pasteur, Suite 100, Irvine, CA92618, USA.

**Radio Function** : WLAN 2.4 GHz

**FCC Rule Part(s)** : FCC CFR Title 47, Part 15, Subpart C (15.247)  
**Measurement Procedure(s)** : ANSI C63.10-2013

**Date of Receipt** : 2022/10/18  
**Date of Test** : 2022/11/22~2023/1/17  
**Issued Date** : 2023/1/17

The above equipment has been tested and found in compliance with the requirement of the above standards by BTL Inc.

**Prepared by** : Eric Lee  
Eric Lee, Engineer

**Approved by** : Jerry Chuang  
Jerry Chuang, Supervisor

**BTL Inc.**

No.18, Ln. 171, Sec. 2, Jiuzong Rd., Neihu Dist., Taipei City 114, Taiwan

Tel: +886-2-2657-3299 Fax: +886-2-2657-3331 Web: www.newbtl.com Service mail: btl\_qa@newbtl.com

**Declaration**

**BTL** represents to the client that testing is done in accordance with standard procedures as applicable and that test instruments used has been calibrated with standards traceable to international standard(s) and/or national standard(s).

**BTL's** reports apply only to the specific samples tested under conditions. It is manufacture's responsibility to ensure that additional production units of this model are manufactured with the identical electrical and mechanical components. **BTL** shall have no liability for any declarations, inferences or generalizations drawn by the client or others from **BTL** issued reports.

This report is the confidential property of the client. As a mutual protection to the clients, the public and ourselves, the test report shall not be reproduced, except in full, without our written approval.

**BTL's** laboratory quality assurance procedures are in compliance with the **ISO/IEC 17025** requirements, and accredited by the conformity assessment authorities listed in this test report.

**BTL** is not responsible for the sampling stage, so the results only apply to the sample as received.

The information, data and test plan are provided by manufacturer which may affect the validity of results, so it is manufacturer's responsibility to ensure that the apparatus meets the essential requirements of applied standards and in all the possible configurations as representative of its intended use.

**Limitation**

For the use of the authority's logo is limited unless the Test Standard(s)/Scope(s)/Item(s) mentioned in this test report is (are) included in the conformity assessment authorities acceptance respective.

Please note that the measurement uncertainty is provided for informational purpose only and are not use in determining the Pass/Fail results.

**CONTENTS**

|  |    |
|--|----|
| REVISION HISTORY   | 4  |
| 1 SUMMARY OF TEST RESULTS                                    | 5  |
| 1.1 TEST FACILITY  | 6  |
| 1.2 MEASUREMENT UNCERTAINTY                                  | 6  |
| 1.3 TEST ENVIRONMENT CONDITIONS                              | 7  |
| 1.4 TABLE OF PARAMETERS OF TEST SOFTWARE SETTING             | 7  |
| 2 GENERAL INFORMATION  | 8  |
| 2.1 DESCRIPTION OF EUT                                       | 8  |
| 2.2 TEST MODES   | 10 |
| 2.3 BLOCK DIAGRAM SHOWING THE CONFIGURATION OF SYSTEM TESTED | 11 |
| 2.4 SUPPORT UNITS  | 12 |
| 3 AC POWER LINE CONDUCTED EMISSIONS TEST                     | 13 |
| 3.1 LIMIT  | 13 |
| 3.2 TEST PROCEDURE   | 13 |
| 3.3 DEVIATION FROM TEST STANDARD                             | 13 |
| 3.4 TEST SETUP   | 14 |
| 3.5 TEST RESULT  | 14 |
| 4 RADIATED EMISSIONS TEST                                    | 15 |
| 4.1 LIMIT  | 15 |
| 4.2 TEST PROCEDURE   | 16 |
| 4.3 DEVIATION FROM TEST STANDARD                             | 16 |
| 4.4 TEST SETUP   | 16 |
| 4.5 EUT OPERATING CONDITIONS                                 | 17 |
| 4.6 TEST RESULT – BELOW 30 MHZ                               | 18 |
| 4.7 TEST RESULT – 30 MHZ TO 1 GHZ                            | 18 |
| 4.8 TEST RESULT – ABOVE 1 GHZ                                | 18 |
| 5 OUTPUT POWER TEST  | 19 |
| 5.1 LIMIT  | 19 |
| 5.2 TEST PROCEDURE   | 19 |
| 5.3 DEVIATION FROM TEST STANDARD                             | 19 |
| 5.4 TEST SETUP   | 19 |
| 5.5 EUT OPERATING CONDITIONS                                 | 19 |
| 5.6 TEST RESULT  | 19 |
| 6 LIST OF MEASURING EQUIPMENTS                               | 20 |
| 7 EUT TEST PHOTO   | 21 |
| 8 EUT PHOTOS   | 21 |
| APPENDIX A AC POWER LINE CONDUCTED EMISSIONS                 | 22 |
| APPENDIX B RADIATED EMISSIONS - 30 MHZ TO 1 GHZ              | 27 |
| APPENDIX C RADIATED EMISSIONS - ABOVE 1 GHZ                  | 30 |
| APPENDIX D OUTPUT POWER                                      | 35 |

**REVISION HISTORY**

| Report No.          | Version | Description                                     | Issued Date | Note    |
|---------------------|---------|---|-------------|---------|
| BTL-FCCP-3-2209C159 | R00     | Original Report.                                | 2022/12/22  | Invalid |
| BTL-FCCP-3-2209C159 | R01     | Revised report to address TAF Audit's comments. | 2023/1/17   | Valid   |

## 1 SUMMARY OF TEST RESULTS

Test procedures according to the technical standards.

| Standard(s) Section           | Description                         | Test Result              | Judgement | Remark |
|-------------------------------|-------------------------------------|--------------------------|-----------|--------|
| 15.207                        | AC Power Line Conducted Emissions   | APPENDIX A               | Pass      | -----  |
| 15.205<br>15.209<br>15.247(d) | Radiated Emissions                  | APPENDIX B<br>APPENDIX C | Pass      | -----  |
| 15.247(a)                     | Bandwidth                           | -----                    | Pass      | -----  |
| 15.247(b)                     | Output Power                        | APPENDIX D               | Pass      | -----  |
| 15.247(e)                     | Power Spectral Density              | -----                    | Pass      | -----  |
| 15.247(d)                     | Antenna conducted Spurious Emission | -----                    | Pass      | -----  |
| 15.203                        | Antenna Requirement                 | -----                    | Pass      | -----  |

**NOTE:**

- (1) "N/A" denotes test is not applicable in this Test Report.
- (2) The report format version is TP.1.1.1.
- (3) The antenna gain of EUT is smaller than that of the module. So in this report the worst cases of radiated spurious emissions and AC Power Line Conducted Emissions were evaluated and recorded. And evaluated the output power items and recorded in the report. For the test results of all other test items please refer to module test reports.

### 1.1 TEST FACILITY

The test facilities used to collect the test data in this report:

No. 72, Ln. 169, Sec. 2, Datong Rd., Xizhi Dist., New Taipei City 221, Taiwan

The test sites and facilities are covered under FCC RN: 674415 and DN: TW0659.

C06       CB21       CB22

No. 68-1, Ln. 169, Sec. 2, Datong Rd., Xizhi Dist., New Taipei City 221, Taiwan

The test sites and facilities are covered under FCC RN: 674415 and DN: TW0659.

C05       CB08       CB11       CB15       CB16  
 SR10

### 1.2 MEASUREMENT UNCERTAINTY

The reported uncertainty of measurement  $y \pm U$ , where expanded uncertainty  $U$  is based on a standard uncertainty multiplied by a coverage factor of  $k = 2$ , providing a level of confidence of approximately **95 %**.

The measurement instrumentation uncertainty considerations contained in CISPR 16-4-2. The BTL measurement uncertainty is less than the CISPR 16-4-2  $U_{\text{cispr}}$  requirement.

A. AC power line conducted emissions test:

| Test Site | Method | Measurement Frequency Range | U (dB) |
|-----------|--------|-----------------------------|--------|
| C05       | CISPR  | 150 kHz ~ 30MHz             | 3.44   |

B. Radiated emissions test :

| Test Site | Measurement Frequency Range | U,(dB) |
|-----------|-----------------------------|--------|
| CB21      | 0.03 GHz ~ 0.2 GHz          | 4.17   |
|           | 0.2 GHz ~ 1 GHz             | 4.72   |
|           | 1 GHz ~ 6 GHz               | 5.21   |
|           | 6 GHz ~ 18 GHz              | 5.51   |
|           | 18 GHz ~ 26 GHz             | 3.69   |
|           | 26 GHz ~ 40 GHz             | 4.23   |

C. Conducted test :

| Test Item    | U,(dB) |
|--------------|--------|
| Output power | 0.3669 |

**NOTE:**

Unless specifically mentioned, the uncertainty of measurement has not been taken into account to declare the compliance or non-compliance to the specification.

### 1.3 TEST ENVIRONMENT CONDITIONS

| Test Item                         | Environment Condition | Test Voltage | Tested by   |
|-----------------------------------|-----------------------|--------------|-------------|
| AC Power Line Conducted Emissions | 23°C, 58%             | AC 120V/60Hz | Jay Tien    |
| Radiated emissions below 1 GHz    | 23°C, 59%             | AC 120V/60Hz | Mark Wang   |
| Radiated emissions above 1 GHz    | 23°C, 59%             | AC 120V/60Hz | Mark Wang   |
| Output Power                      | 21.2°C, 52%           | AC 120V/60Hz | Angela Wang |

### 1.4 TABLE OF PARAMETERS OF TEST SOFTWARE SETTING

| Main Ant.     |                      |          |          |         |         |           |
|---------------|----------------------|----------|----------|---------|---------|-----------|
| Test Software | DRTU V02593.22.170.0 |          |          |         |         |           |
| Mode          | 2412 MHz             | 2437 MHz | 2462 MHz | 2467MHz | 2472MHz | Data Rate |
| IEEE 802.11b  | 19.75                | 23       | 22.125   | 17.375  | 13.75   | 1 Mbps    |
| IEEE 802.11g  | 17.25                | 23       | 17.25    | 14.75   | 11.25   | 6 Mbps    |

| Aux Ant.      |                      |          |          |         |         |           |
|---------------|----------------------|----------|----------|---------|---------|-----------|
| Test Software | DRTU V02593.22.170.0 |          |          |         |         |           |
| Mode          | 2412 MHz             | 2437 MHz | 2462 MHz | 2467MHz | 2472MHz | Data Rate |
| IEEE 802.11b  | 19.75                | 23       | 22.125   | 17.375  | 13.75   | 1 Mbps    |
| IEEE 802.11g  | 17.25                | 23       | 17.25    | 14.75   | 11.25   | 6 Mbps    |

| MIMO                 |                      |          |          |          |          |           |
|----------------------|----------------------|----------|----------|----------|----------|-----------|
| Test Software        | DRTU V02593.22.170.0 |          |          |          |          |           |
| Mode                 | 2412 MHz             | 2437 MHz | 2462 MHz | 2467 MHz | 2472 MHz | Data Rate |
| IEEE 802.11n (HT20)  | 15.5                 | 23       | 15.5     | 11.25    | 9.25     | HT 8      |
| IEEE 802.11ax (HE20) | 15.5                 | 23       | 18.5     | 11.5     | 9.25     | HE 0      |
| Mode                 | 2422 MHz             | 2437 MHz | 2452 MHz | 2457 MHz | 2462 MHz | Data Rate |
| IEEE 802.11n (HT40)  | 14.5                 | 17.75    | 13.75    | 7.75     | 8.625    | HT 8      |
| IEEE 802.11ax (HE40) | 14.625               | 18.25    | 14.75    | 7.75     | 8.75     | HE 0      |

## 2 GENERAL INFORMATION

### 2.1 DESCRIPTION OF EUT

|                       |  |
|-----------------------|--|
| Equipment             | Notebook PC  |
| Model Name            | RZ09-0483  |
| Brand Name            | RAZER  |
| Model Difference      | N/A  |
| Power Source          | 1# DC voltage supplied from AC adapter.<br>Model 1: RC30-042<br>Model 2: RC30-0484<br>2# Supplied from battery.<br>Model : RC30-0483   |
| Power Rating          | 1# Model 1: I/P: 100-240V~ 4A MAX,50/60Hz O/P: 19.5V===14.36A<br>Model 2: I/P: 100-240V~ 4.5A,50/60Hz O/P: 19.5V===16.92A<br>2# DC 15.4V, 6182mAh, 95.2Wh  |
| Products Covered      | 2* POWER Adapter<br>1* AC Cable  |
| Operation Band        | 2400 MHz ~ 2483.5 MHz  |
| Operation Frequency   | 2412 MHz ~ 2472 MHz  |
| Modulation Technology | IEEE 802.11b: DSSS<br>IEEE 802.11g: OFDM<br>IEEE 802.11n: OFDM<br>IEEE 802.11ax: OFDMA   |
| Transfer Rate         | IEEE 802.11b: 11/5.5/2/1 Mbps<br>IEEE 802.11g: 54/48/36/24/18/12/9/6 Mbps<br>IEEE 802.11n: up to 300 Mbps<br>IEEE 802.11ax: up to 573.6 Mbps   |
| Output Power Max.     | For Main Ant.:<br>IEEE 802.11b: 23.82 dBm (0.2410 W)<br>IEEE 802.11g: 24.51 dBm (0.2825 W)<br><br>For Aux Ant.:<br>IEEE 802.11b: 24.21 dBm (0.2636 W)<br>IEEE 802.11g: 24.79 dBm (0.3013 W)<br><br>For MIMO:<br>IEEE 802.11n (HT20): 27.19 dBm (0.5236 W)<br>IEEE 802.11n (HT40): 25.91 dBm (0.3899 W)<br>IEEE 802.11ax(HE20): 27.07 dBm (0.5093 W)<br>IEEE 802.11ax(HE40): 26.34 dBm (0.4305 W) |
| Test Model            | RZ09-0483  |
| Sample Status         | Engineering Sample   |
| EUT Modification(s)   | N/A  |

**NOTE:**

- (1) The above EUT information is declared by manufacturer and for more detailed features description, please refers to the manufacturer's specifications or user's manual.



## (2) Channel List:

| CH01 - CH13 for IEEE 802.11b, IEEE 802.11g, IEEE 802.11n(HT20), IEEE 802.11ax(HE20)<br>CH03 - CH11 for IEEE 802.11n(HT40), IEEE 802.11ax(HE40) |                 |         |                 |         |                 |
|--|-----------------|---------|-----------------|---------|-----------------|
| Channel  | Frequency (MHz) | Channel | Frequency (MHz) | Channel | Frequency (MHz) |
| 01   | 2412            | 06      | 2437            | 11      | 2462            |
| 02   | 2417            | 07      | 2442            | 12      | 2467            |
| 03   | 2422            | 08      | 2447            | 13      | 2472            |
| 04   | 2427            | 09      | 2452            |         |                 |
| 05   | 2432            | 10      | 2457            |         |                 |

## (3) Table for Filed Antenna:

| Ant. | Manufacturer                | P/N             | Type | Connector | Gain (dBi) |
|------|-----------------------------|-----------------|------|-----------|------------|
| 1    | Amphenol Taiwan Corporation | BY5962-15-001-C | PIFA | N/A       | 2.98       |
| 2    | Amphenol Taiwan Corporation | BY5962-15-001-C | PIFA | N/A       | 2.73       |

## Note:

- 1) This EUT supports MIMO 2X2, any transmit signals are uncorrelated with each other, so Directional gain=  $10\log[(10^{G1/10}+10^{G2/10}+\dots+10^{GN/10})/N]$ dBi, that is Directional gain= $10\log[(10^{2.98/10}+10^{2.73/10})/2]$ dBi=2.86.
  - 2) Ant.1 refers to main antenna, Ant.2 refers to aux antenna.
  - 3) The AUX antenna connector of the module connected to the MAIN antenna of the EUT and the MAIN antenna connector of the module connected to the AUX antenna of the EUT.
- (4) The above Antenna information are derived from the antenna data sheet provided by manufacturer and for more detailed features description, please refer to the manufacturer's specifications, the laboratory shall not be held responsible.

## 2.2 TEST MODES

| Test Items                                  | Test mode                    | Channel        | Note     |
|---|------------------------------|----------------|----------|
| AC power line conducted emissions           | Normal/Idle                  | -              | -        |
| Transmitter Radiated Emissions (below 1GHz) | TX Mode_IEEE 802.11b         | 06             | -        |
| Transmitter Radiated Emissions (above 1GHz) | TX Mode_IEEE 802.11b         | 11             | Bandedge |
|   | TX Mode_IEEE 802.11ax (HE40) | 03             |          |
| Transmitter Radiated Emissions (above 1GHz) | TX Mode_IEEE 802.11b         | 06             | Harmonic |
| Output Power                                | TX Mode_IEEE 802.11b         | 01/06/11/12/13 | -        |
|   | TX Mode_IEEE 802.11g         |                |          |
|   | TX Mode_IEEE 802.11n (HT20)  |                |          |
|   | TX Mode_IEEE 802.11ax (HE20) |                |          |
|   | TX Mode_IEEE 802.11n (HT40)  | 03/06/09/10/11 |          |
|   | TX Mode_IEEE 802.11ax (HE40) |                |          |

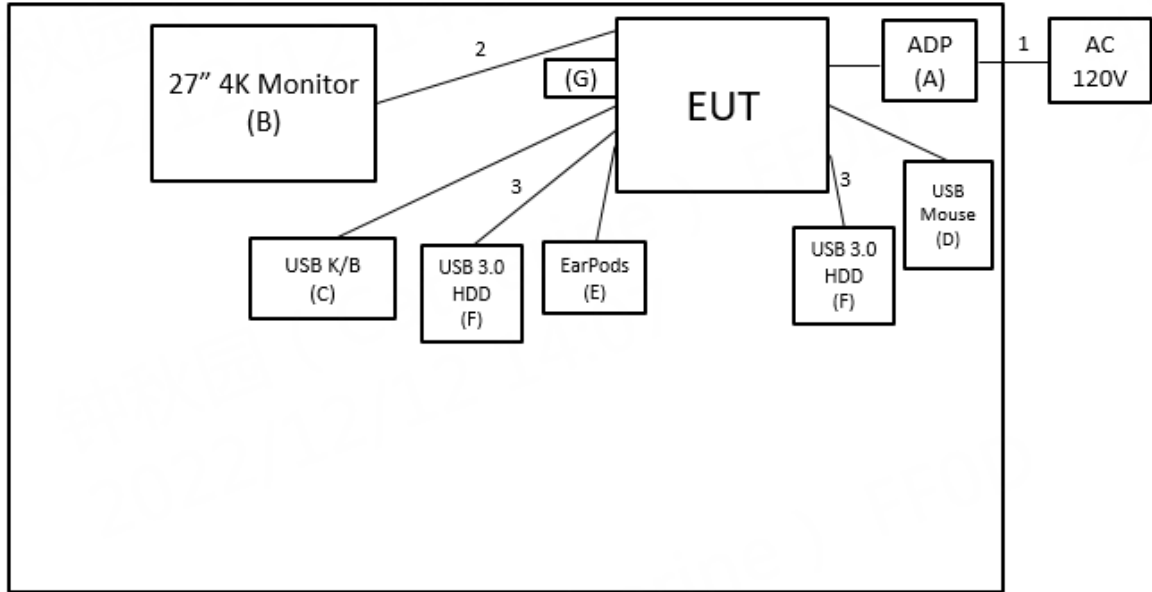
**NOTE:**

- (1) For radiated emission band edge test, both Vertical and Horizontal are evaluated, but only the worst case (Vertical) is recorded.
- (2) This Notebook PC has two mainboards with two adapters. Both mainboard MB1 (with adapter RC30-0484) and mainboard MB2 (with adapter RC30-042) had been pre-tested and in this report only recorded the worst case.

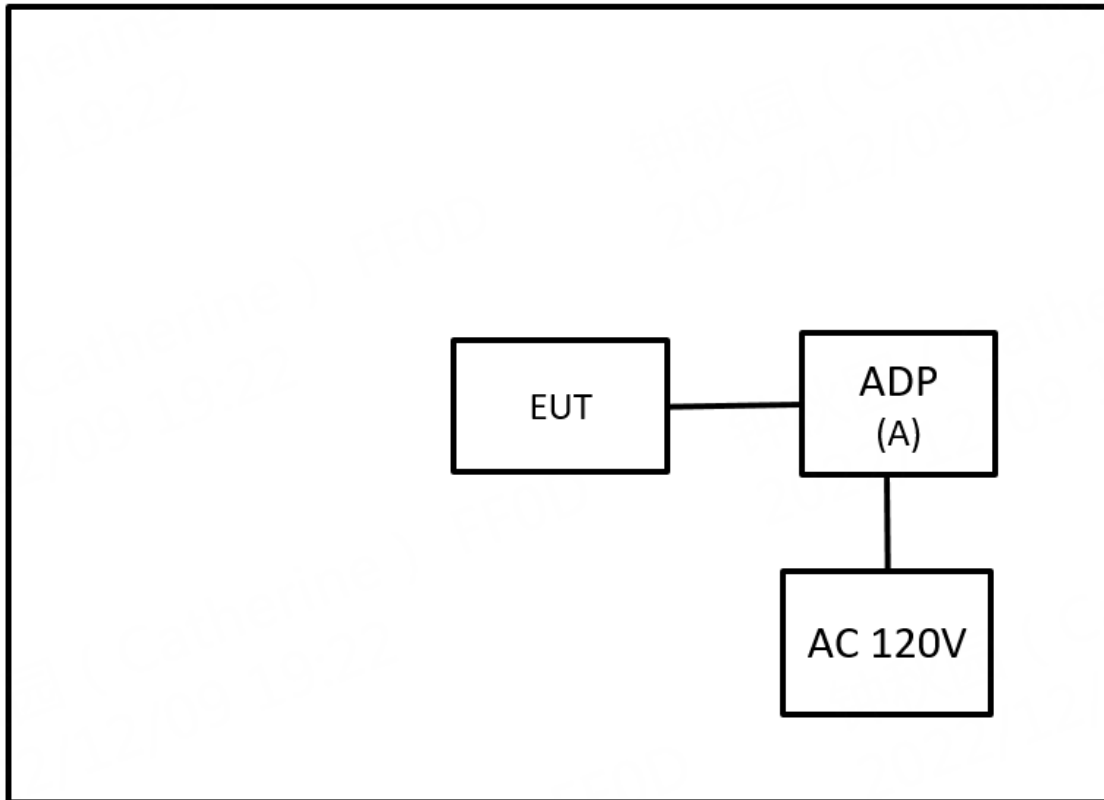
**2.3 BLOCK DIAGRAM SHOWING THE CONFIGURATION OF SYSTEM TESTED**

Equipment letters and Cable numbers refer to item numbers described in the tables of clause 2.4.

AC power line conducted emissions



Radiated Emissions



**2.4 SUPPORT UNITS**

## AC power line conducted emissions

| Item | Equipment      | Brand    | Model No.           | Series No.                       | Remarks                     |
|------|----------------|----------|---------------------|----------------------------------|-----------------------------|
| A    | ADP            | Razer    | RC30-042            | 952226U26100653                  | Supplied by test requester. |
| B    | 27" 4K Monitor | DELL     | U2720Q              | CN-083VF-WSL00-0<br>B7-332L      | Furnished by test lab.      |
| C    | USB K/B        | DELL     | KB216t              | CN-0W33XP-L0300-<br>797-05TY-A03 | Furnished by test lab.      |
| D    | USB Mouse      | DELL     | MOCZUL              | CN-049TWY-PRC00-<br>79E-01HA     | Furnished by test lab.      |
| E    | EarPods        | Apple    | A1472               | N/A                              | Furnished by test lab.      |
| F    | USB 3.0 HDD    | WD       | WDBC3C0010BSL-0B    | WX81A88ALJUC                     | Furnished by test lab.      |
| G    | USB Dongle     | Kingston | DataTraveler Exodia | N/A                              | Furnished by test lab.      |

| Item | Shielded | Ferrite Core | Length | Cable Type           | Remarks                     |
|------|----------|--------------|--------|----------------------|-----------------------------|
| 1    | No       | No           | 1.2m   | Power Cable          | Supplied by test requester. |
| 2    | No       | No           | 1.7m   | HDMI Cable           | Furnished by test lab.      |
| 3    | No       | No           | 18cm   | TypeC to TypeC Cable | Furnished by test lab.      |

## Radiated Emissions

| Item | Equipment | Brand | Model No. | Series No.      | Remarks                     |
|------|-----------|-------|-----------|-----------------|-----------------------------|
| A    | ADP       | Razer | RC30-042  | 952226U26100653 | Supplied by test requester. |

| Item | Shielded | Ferrite Core | Length | Cable Type | Remarks                     |
|------|----------|--------------|--------|------------|-----------------------------|
| 1    | N/A      | N/A          | 1m     | PowerCode  | Supplied by test requester. |

### 3 AC POWER LINE CONDUCTED EMISSIONS TEST

#### 3.1 LIMIT

| Frequency (MHz) | Limit (dB $\mu$ V) |           |
|-----------------|--------------------|-----------|
|                 | Quasi-peak         | Average   |
| 0.15 - 0.5      | 66 - 56 *          | 56 - 46 * |
| 0.50 - 5.0      | 56                 | 46        |
| 5.0 - 30.0      | 60                 | 50        |

**NOTE:**

- (1) The tighter limit applies at the band edges.
- (2) The limit of " \* " marked band means the limitation decreases linearly with the logarithm of the frequency in the range.
- (3) The test result calculated as following:  
 Measurement Value = Reading Level + Correct Factor  
 Correct Factor = Insertion Loss + Cable Loss + Attenuator Factor (if use)  
 Margin Level = Measurement Value – Limit Value  
 Calculation example:

|               |   |                |   |                   |
|---------------|---|----------------|---|-------------------|
| Reading Level |   | Correct Factor |   | Measurement Value |
| 38.22         | + | 3.45           | = | 41.67             |

|                   |   |             |   |              |
|-------------------|---|-------------|---|--------------|
| Measurement Value |   | Limit Value |   | Margin Level |
| 41.67             | - | 60          | = | -18.33       |

The following table is the setting of the receiver.

| Receiver Parameter | Setting  |
|--------------------|----------|
| Attenuation        | 10 dB    |
| Start Frequency    | 0.15 MHz |
| Stop Frequency     | 30 MHz   |
| IF Bandwidth       | 9 KHz    |

#### 3.2 TEST PROCEDURE

- a. The EUT was placed 0.8 m above the horizontal ground plane with the EUT being connected to the power mains through a line impedance stabilization network (LISN).  
 All other support equipment were powered from an additional LISN(s).  
 The LISN provides 50 Ohm/50uH of impedance for the measuring instrument.
- b. Interconnecting cables that hang closer than 40 cm to the ground plane shall be folded back and forth in the center forming a bundle to keep the cable above 40 cm.
- c. Excess I/O cables that are not connected to a peripheral shall be bundled in the center.  
 The end of the cable will be terminated, using the correct terminating impedance.  
 The overall length shall not exceed 1 m.
- d. The LISN is spaced at least 80 cm from the nearest part of the EUT chassis.
- e. For the actual test configuration, please refer to the related Item - EUT TEST PHOTO.

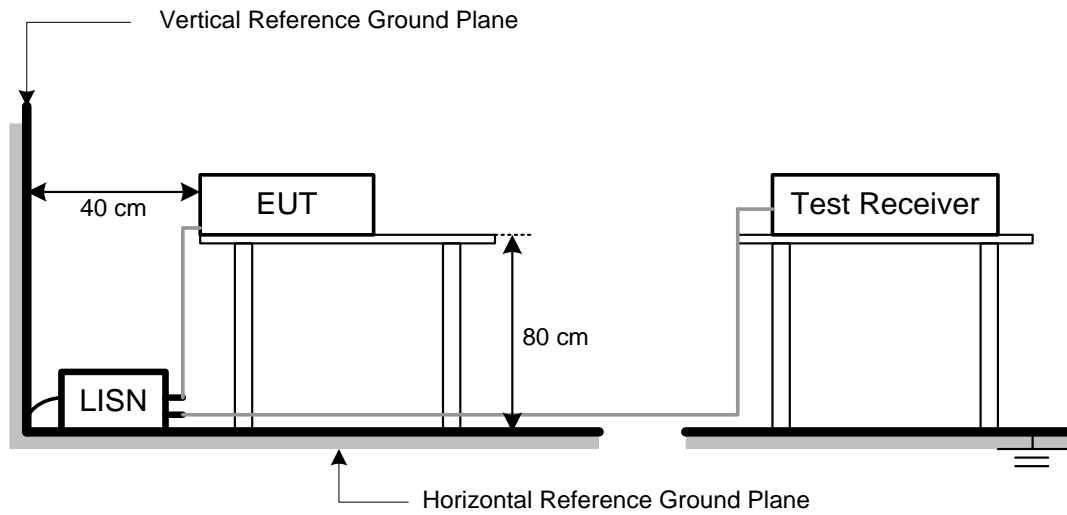
**NOTE:**

- (1) In the results, each reading is marked as Peak, QP or AVG per the detector used.  
 BW=9 kHz (6 dB Bandwidth)
- (2) All readings are Peak unless otherwise stated QP or AVG in column of Note. Both the QP and the AVG readings must be less than the limit for compliance.

#### 3.3 DEVIATION FROM TEST STANDARD

No deviation.

### 3.4 TEST SETUP



### 3.5 TEST RESULT

Please refer to the APPENDIX A.

## 4 RADIATED EMISSIONS TEST

### 4.1 LIMIT

In case the emission fall within the restricted band specified on 15.205, then the 15.209 limit in the table below has to be followed.

#### LIMITS OF RADIATED EMISSIONS MEASUREMENT (9 kHz to 1000 MHz)

| Frequency (MHz) | Field Strength (microvolts/meter) | Measurement Distance (meters) |
|-----------------|-----------------------------------|-------------------------------|
| 0.009~0.490     | 2400/F(KHz)                       | 300                           |
| 0.490~1.705     | 24000/F(KHz)                      | 30                            |
| 1.705~30.0      | 30                                | 30                            |
| 30~88           | 100                               | 3                             |
| 88~216          | 150                               | 3                             |
| 216~960         | 200                               | 3                             |
| 960~1000        | 500                               | 3                             |

#### LIMITS OF RADIATED EMISSIONS MEASUREMENT (Above 1000 MHz)

| Frequency (MHz) | Radiated Emissions (dBuV/m) |         | Measurement Distance (meters) |
|-----------------|-----------------------------|---------|-------------------------------|
|                 | Peak                        | Average |                               |
| Above 1000      | 74                          | 54      | 3                             |

#### NOTE:

- (1) The limit for radiated test was performed according to FCC CFR Title 47, Part 15, Subpart C.
- (2) The tighter limit applies at the band edges.
- (3) Emission level (dBuV/m)=20log Emission level (uV/m).
- (4) The test result calculated as following:

Measurement Value = Reading Level + Correct Factor

Correct Factor = Antenna Factor + Cable Loss - Amplifier Gain(if use)

Margin Level = Measurement Value - Limit Value

Calculation example:

|               |   |                |   |                   |
|---------------|---|----------------|---|-------------------|
| Reading Level |   | Correct Factor |   | Measurement Value |
| 19.11         | + | 2.11           | = | 21.22             |

|                   |   |             |   |              |
|-------------------|---|-------------|---|--------------|
| Measurement Value |   | Limit Value |   | Margin Level |
| 21.22             | - | 54          | = | -32.78       |

| Spectrum Parameter                         | Setting   |
|--|---|
| Attenuation                                | Auto  |
| Start Frequency                            | 1000 MHz  |
| Stop Frequency                             | 10th carrier harmonic                           |
| RBW / VBW<br>(Emission in restricted band) | 1MHz / 3MHz for Peak,<br>1MHz / 1/T for Average |

| Spectrum Parameter     | Setting                           |
|------------------------|-----------------------------------|
| Attenuation            | Auto                              |
| Start ~ Stop Frequency | 9KHz~90KHz for PK/AVG detector    |
| Start ~ Stop Frequency | 90KHz~110KHz for QP detector      |
| Start ~ Stop Frequency | 110KHz~490KHz for PK/AVG detector |
| Start ~ Stop Frequency | 490KHz~30MHz for QP detector      |
| Start ~ Stop Frequency | 30MHz~1000MHz for QP detector     |

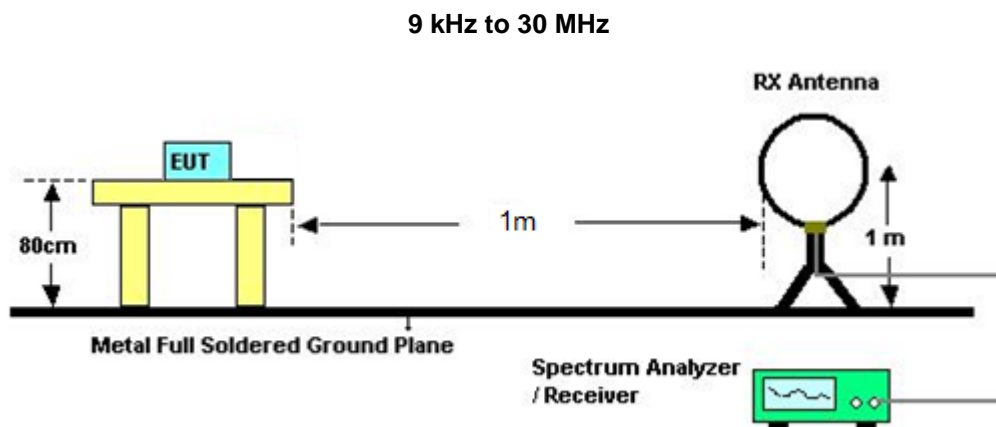
#### 4.2 TEST PROCEDURE

- a. The measuring distance of 3 m shall be used for measurements. The EUT was placed on the top of a rotating table 0.8 meter above the ground at a 3 meter semi-anechoic chamber. The table was rotated 360 degrees to determine the position of the highest radiation.(below 1GHz)
- b. The measuring distance of 3 m shall be used for measurements. The EUT was placed on the top of a rotating table 1.5 meter above the ground at a 3 meter semi-anechoic chamber. The table was rotated 360 degrees to determine the position of the highest radiation.(above 1GHz)
- c. The height of the equipment or of the substitution antenna shall be 0.8 m or 1.5 m, the height of the test antenna shall vary between 1 m to 4 m. Both horizontal and vertical polarizations of the antenna are set to make the measurement.
- d. For each suspected emission, the EUT was arranged to its worst case and then the antenna was tuned to heights find the maximum reading (used Bore sight function).
- e. The receiver system was set to peak and average detect function and specified bandwidth with maximum hold mode when the test frequency is above 1GHz.
- f. The initial step in collecting radiated emission data is a receiver peak detector mode pre-scanning the measurement frequency range. Significant peaks are then marked and then Quasi Peak detector mode re-measured.
- g. All readings are Peak unless otherwise stated QP in column of Note. Peak denotes that the Peak reading compliance with the QP Limits and then QP Mode measurement didn't perform. (below 1GHz)
- h. All readings are Peak Mode value unless otherwise stated AVG in column of Note. If the Peak Mode Measured value compliance with the Peak Limits and lower than AVG Limits, the EUT shall be deemed to meet both Peak & AVG Limits and then only Peak Mode was measured, but AVG Mode didn't perform. (above 1GHz)
- i. For the actual test configuration, please refer to the related Item – EUT TEST PHOTO.

#### 4.3 DEVIATION FROM TEST STANDARD

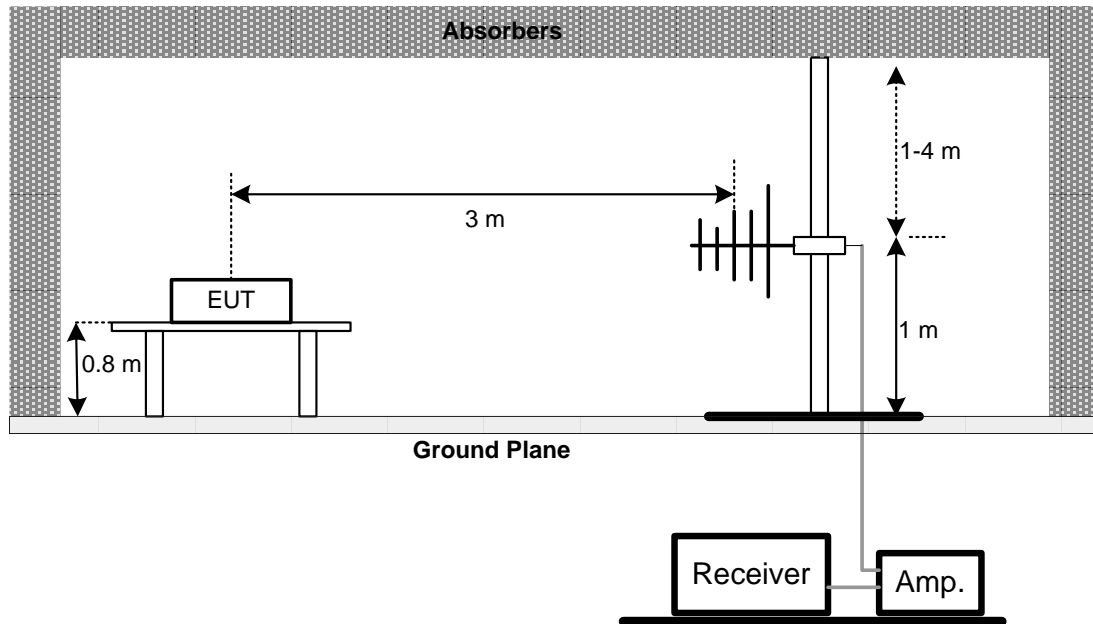
No deviation.

#### 4.4 TEST SETUP

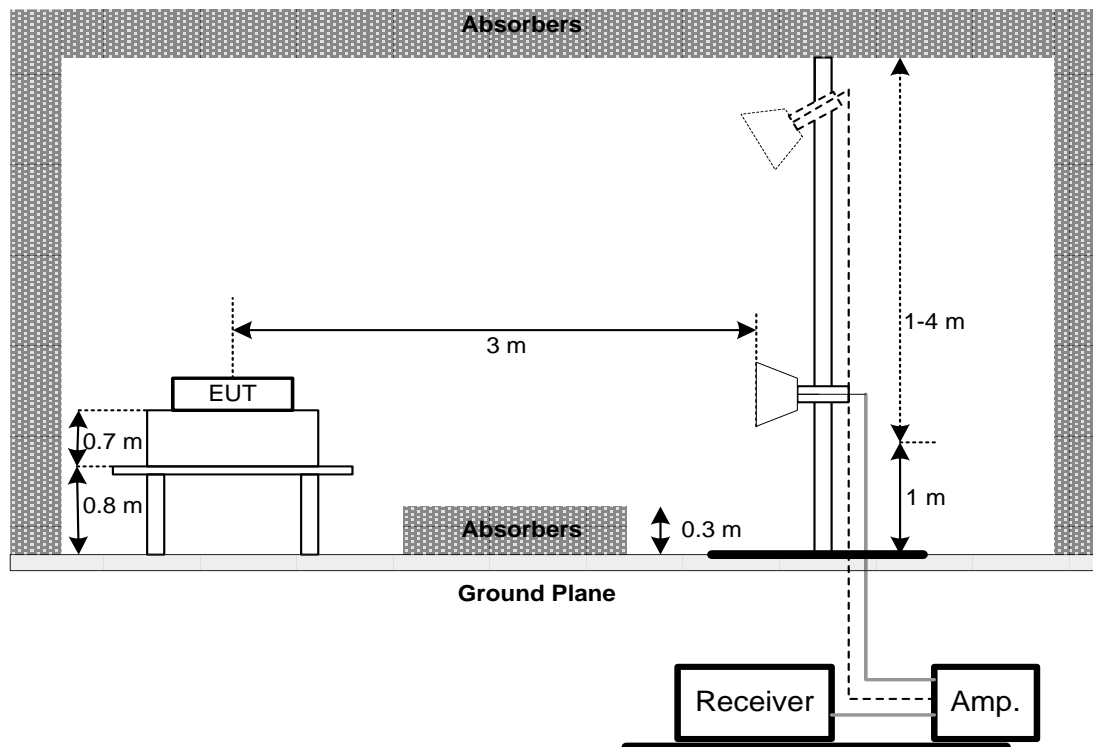




**30 MHz to 1 GHz**



**Above 1 GHz**



**4.5 EUT OPERATING CONDITIONS**

The EUT was programmed to be in continuously transmitting mode.

**4.6 TEST RESULT – BELOW 30 MHZ**

There were no emissions found below 30 MHz within 20 dB of the limit.

**4.7 TEST RESULT – 30 MHZ TO 1 GHZ**

Please refer to the APPENDIX B.

**4.8 TEST RESULT – ABOVE 1 GHZ**

Please refer to the APPENDIX C.

**NOTE:**

- (1) No limit: This is fundamental signal, the judgment is not applicable.  
For fundamental signal judgment was referred to Peak output test.

## 5 OUTPUT POWER TEST

### 5.1 LIMIT

| FCC Part15, Subpart C (15.247) |                      |                 |
|--------------------------------|----------------------|-----------------|
| Section                        | Test Item            | Limit           |
| 15.247(b)                      | Maximum Output Power | 1 Watt or 30dBm |

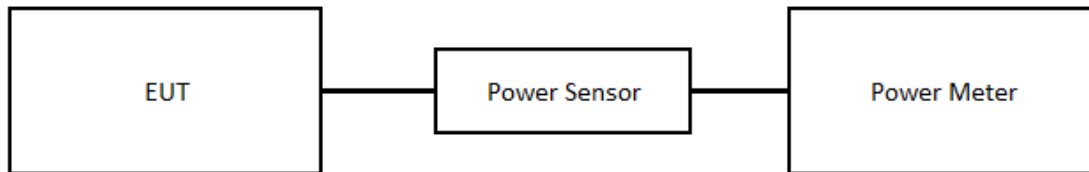
### 5.2 TEST PROCEDURE

- a. The EUT was directly connected to the power meter and antenna output port as show in the block diagram below.
- b. The maximum peak conducted output power was performed in accordance with FCC KDB 558074 D01 15.247 Meas Guidance.
- c. Subclause 11.9.1.1 of ANSI C63.10 is applied. The maximum peak conducted output power may be measured using a broadband peak RF power meter. The power meter shall have a video bandwidth that is greater than or equal to the DTS bandwidth and shall use a fast-responding diode detector.

### 5.3 DEVIATION FROM TEST STANDARD

No deviation.

### 5.4 TEST SETUP



### 5.5 EUT OPERATING CONDITIONS

The EUT was programmed to be in continuously transmitting mode.

### 5.6 TEST RESULT

Please refer to the APPENDIX D.

## 6 LIST OF MEASURING EQUIPMENTS

| AC Power Line Conducted Emissions |                      |              |                             |            |                 |                  |
|-----------------------------------|----------------------|--------------|-----------------------------|------------|-----------------|------------------|
| Item                              | Kind of Equipment    | Manufacturer | Type No.                    | Serial No. | Calibrated Date | Calibrated Until |
| 1                                 | TWO-LINE V-NETWORK   | R&S          | ENV216                      | 101051     | 2022/6/15       | 2023/6/14        |
| 2                                 | Test Cable           | EMCI         | EMCRG58-BM-B M-9000         | 210501     | 2022/5/2        | 2023/5/1         |
| 3                                 | EMI Test Receiver    | R&S          | ESR 7                       | 101433     | 2022/11/16      | 2023/11/15       |
| 4                                 | Measurement Software | EZ           | EZ EMC (Version NB-03A1-01) | N/A        | N/A             | N/A              |

| Radiated Emissions |                      |                 |                             |             |                 |                  |
|--------------------|----------------------|-----------------|-----------------------------|-------------|-----------------|------------------|
| Item               | Kind of Equipment    | Manufacturer    | Type No.                    | Serial No.  | Calibrated Date | Calibrated Until |
| 1                  | Preamplifier         | EMCI            | EMC330N                     | 980850      | 2022/9/19       | 2023/9/18        |
| 2                  | Preamplifier         | EMCI            | EMC118A45SE                 | 980819      | 2022/3/8        | 2023/3/7         |
| 3                  | Preamplifier         | EMCI            | EMC184045SE                 | 980882      | 2022/2/9        | 2023/2/8         |
| 4                  | Preamplifier         | EMCI            | EMC001340                   | 980579      | 2022/9/30       | 2023/9/29        |
| 5                  | Test Cable           | EMCI            | EMC104-SM-SM-1000           | 220319      | 2022/3/15       | 2023/3/14        |
| 6                  | Test Cable           | EMCI            | EMC104-SM-SM-3000           | 220322      | 2022/3/15       | 2023/3/14        |
| 7                  | Test Cable           | EMCI            | EMC104-SM-SM-7000           | 220324      | 2022/3/15       | 2023/3/14        |
| 8                  | EXA Signal Analyzer  | keysight        | N9020B                      | MY57120120  | 2022/3/7        | 2023/3/6         |
| 9                  | Loop Ant             | Electro-Metrics | EMCI-LPA600                 | 291         | 2022/9/19       | 2023/9/18        |
| 10                 | Horn Antenna         | RFSPIN          | DRH18-E                     | 211202A18EN | 2022/5/18       | 2023/5/17        |
| 11                 | Horn Ant             | Schwarzbeck     | BBHA 9170D                  | 1136        | 2022/5/18       | 2023/5/17        |
| 12                 | Log-bicon Antenna    | Schwarzbeck     | VULB9168                    | 1369        | 2022/5/20       | 2023/5/19        |
| 13                 | 6dB Attenuator       | EMCI            | EMCI-N-6-06                 | AT-N0625    | 2022/5/20       | 2023/5/19        |
| 14                 | Measurement Software | EZ              | EZ EMC (Version NB-03A1-01) | N/A         | N/A             | N/A              |

| Output Power |                   |              |          |            |                 |                  |
|--------------|-------------------|--------------|----------|------------|-----------------|------------------|
| Item         | Kind of Equipment | Manufacturer | Type No. | Serial No. | Calibrated Date | Calibrated Until |
| 1            | Power Meter       | Anritsu      | ML2495A  | 1128008    | 2022/6/1        | 2023/5/31        |
| 2            | Power Sensor      | Anritsu      | MA2411B  | 1126001    | 2022/6/1        | 2023/5/31        |

Remark: "N/A" denotes no model name, no serial no. or no calibration specified.  
All calibration period of equipment list is one year.

**7 EUT TEST PHOTO**

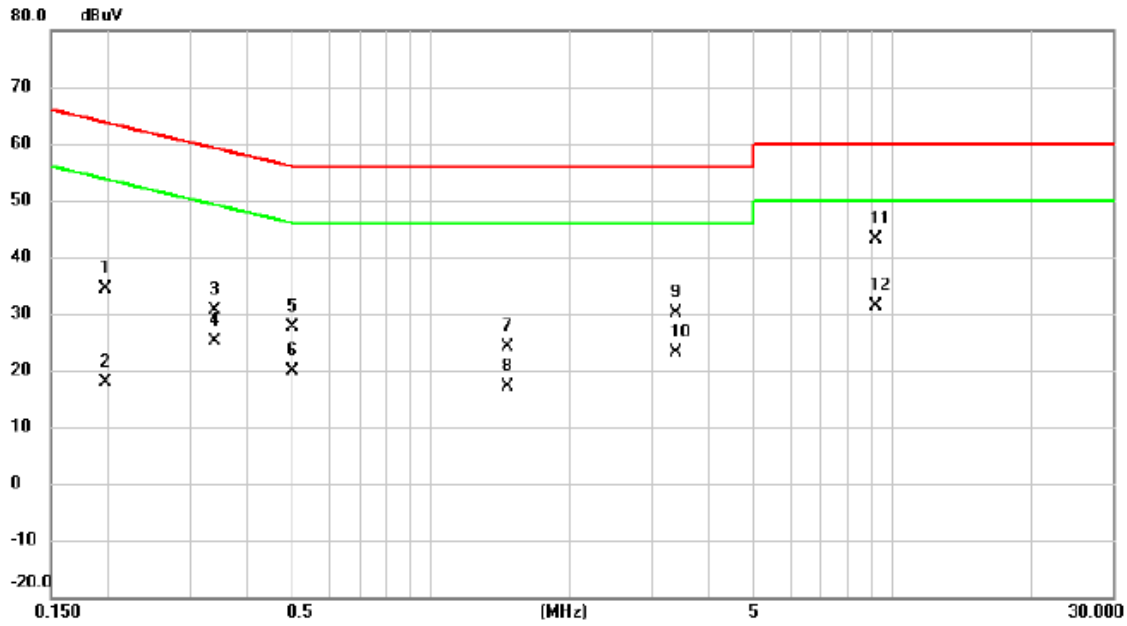
Please refer to document Appendix No.: TP-2209C159-1 (APPENDIX-TEST PHOTOS).

**8 EUT PHOTOS**

Please refer to document Appendix No.: EP-2209C159-1 (APPENDIX-EUT PHOTOS).

## APPENDIX A AC POWER LINE CONDUCTED EMISSIONS

|                |        |             |            |
|----------------|--------|-------------|------------|
| Test Mode      | Normal | Tested Date | 2022/11/23 |
| Test Frequency | -      | Phase       | Line       |

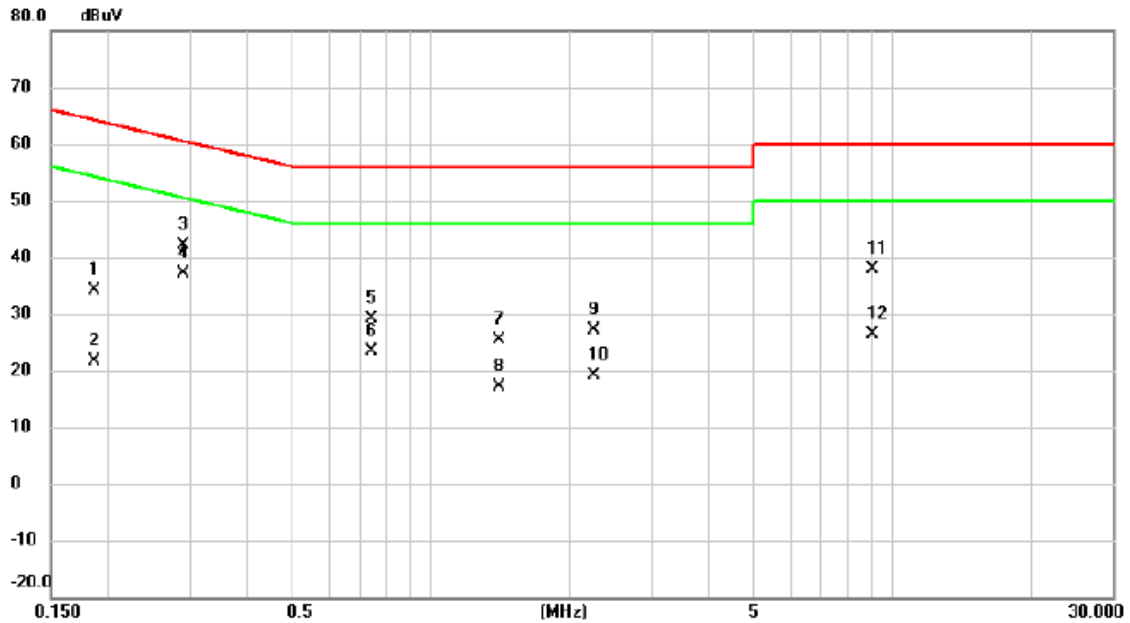


| No. Mk. | Freq. MHz | Reading Level dBuV | Correct Factor dB | Measurement dBuV | Limit dBuV | Margin dB | Detector | Comment |
|---------|-----------|--------------------|-------------------|------------------|------------|-----------|----------|---------|
| 1       | 0.1973    | 34.42              | 0.02              | 34.44            | 63.72      | -29.28    | QP       |         |
| 2       | 0.1973    | 17.97              | 0.02              | 17.99            | 53.72      | -35.73    | AVG      |         |
| 3       | 0.3390    | 30.54              | 0.02              | 30.56            | 59.23      | -28.67    | QP       |         |
| 4       | 0.3390    | 25.09              | 0.02              | 25.11            | 49.23      | -24.12    | AVG      |         |
| 5       | 0.4987    | 27.66              | 0.02              | 27.68            | 56.02      | -28.34    | QP       |         |
| 6       | 0.4987    | 19.84              | 0.02              | 19.86            | 46.02      | -26.16    | AVG      |         |
| 7       | 1.4663    | 24.08              | 0.06              | 24.14            | 56.00      | -31.86    | QP       |         |
| 8       | 1.4663    | 17.15              | 0.06              | 17.21            | 46.00      | -28.79    | AVG      |         |
| 9       | 3.3990    | 30.14              | 0.10              | 30.24            | 56.00      | -25.76    | QP       |         |
| 10      | 3.3990    | 23.12              | 0.10              | 23.22            | 46.00      | -22.78    | AVG      |         |
| 11 *    | 9.2108    | 42.83              | 0.18              | 43.01            | 60.00      | -16.99    | QP       |         |
| 12      | 9.2108    | 31.15              | 0.18              | 31.33            | 50.00      | -18.67    | AVG      |         |

REMARKS:

- (1) Measurement Value = Reading Level + Correct Factor.
- (2) Margin Level = Measurement Value - Limit Value.

|                |        |             |            |
|----------------|--------|-------------|------------|
| Test Mode      | Normal | Tested Date | 2022/11/23 |
| Test Frequency | -      | Phase       | Neutral    |



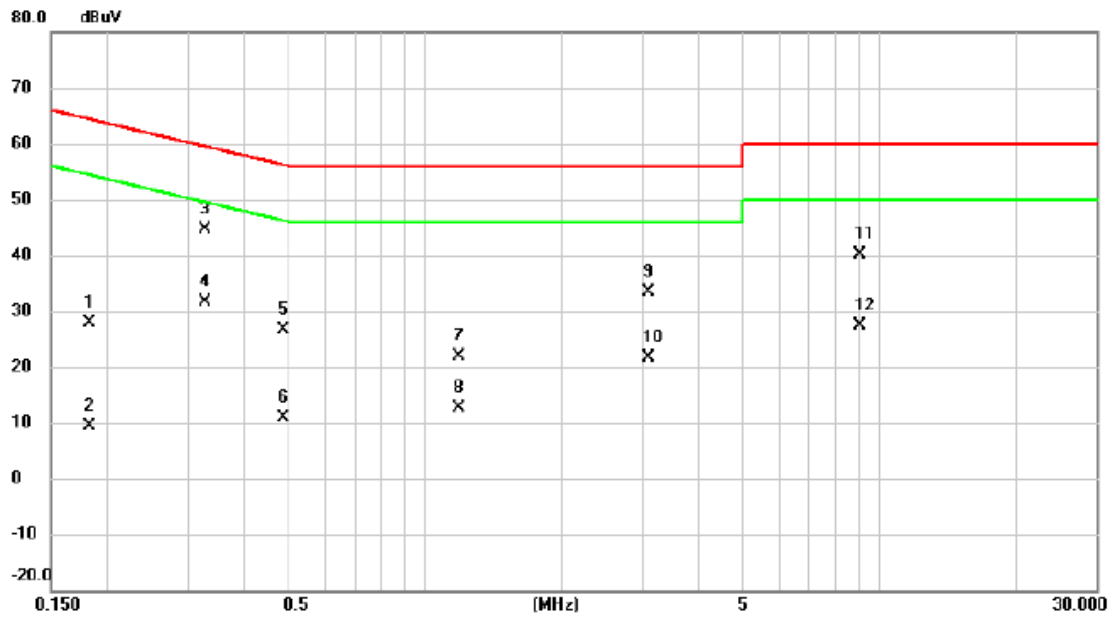
| No. | Mk. | Freq.<br>MHz | Reading<br>Level<br>dBuV | Correct<br>Factor<br>dB | Measure-<br>ment<br>dBuV | Limit<br>dBuV | Margin<br>dB | Detector | Comment |
|-----|-----|--------------|--------------------------|-------------------------|--------------------------|---------------|--------------|----------|---------|
| 1   |     | 0.1860       | 34.23                    | 0.02                    | 34.25                    | 64.21         | -29.96       | QP       |         |
| 2   |     | 0.1860       | 21.49                    | 0.02                    | 21.51                    | 54.21         | -32.70       | AVG      |         |
| 3   |     | 0.2895       | 42.21                    | 0.02                    | 42.23                    | 60.54         | -18.31       | QP       |         |
| 4   | *   | 0.2895       | 37.00                    | 0.02                    | 37.02                    | 50.54         | -13.52       | AVG      |         |
| 5   |     | 0.7440       | 29.20                    | 0.03                    | 29.23                    | 56.00         | -26.77       | QP       |         |
| 6   |     | 0.7440       | 23.37                    | 0.03                    | 23.40                    | 46.00         | -22.60       | AVG      |         |
| 7   |     | 1.4078       | 25.20                    | 0.06                    | 25.26                    | 56.00         | -30.74       | QP       |         |
| 8   |     | 1.4078       | 17.01                    | 0.06                    | 17.07                    | 46.00         | -28.93       | AVG      |         |
| 9   |     | 2.2605       | 27.01                    | 0.08                    | 27.09                    | 56.00         | -28.91       | QP       |         |
| 10  |     | 2.2605       | 19.03                    | 0.08                    | 19.11                    | 46.00         | -26.89       | AVG      |         |
| 11  |     | 9.0375       | 37.60                    | 0.18                    | 37.78                    | 60.00         | -22.22       | QP       |         |
| 12  |     | 9.0375       | 26.27                    | 0.18                    | 26.45                    | 50.00         | -23.55       | AVG      |         |

REMARKS:

- (1) Measurement Value = Reading Level + Correct Factor.
- (2) Margin Level = Measurement Value - Limit Value.



|                |      |             |            |
|----------------|------|-------------|------------|
| Test Mode      | Idle | Tested Date | 2022/11/23 |
| Test Frequency | -    | Phase       | Line       |

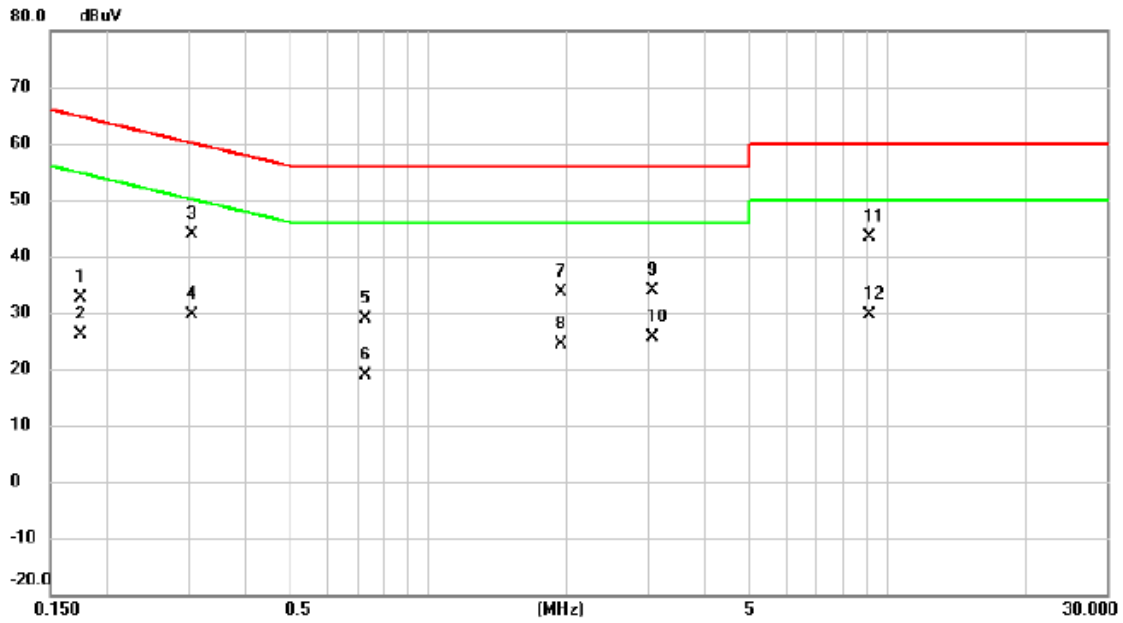


| No. Mk. | Freq. MHz | Reading Level dBuV | Correct Factor dB | Measurement dBuV | Limit dBuV | Margin dB | Detector | Comment |
|---------|-----------|--------------------|-------------------|------------------|------------|-----------|----------|---------|
| 1       | 0.1824    | 27.92              | 0.02              | 27.94            | 64.38      | -36.44    | QP       |         |
| 2       | 0.1824    | 9.42               | 0.02              | 9.44             | 54.38      | -44.94    | AVG      |         |
| 3 *     | 0.3277    | 44.71              | 0.02              | 44.73            | 59.51      | -14.78    | QP       |         |
| 4       | 0.3277    | 31.71              | 0.02              | 31.73            | 49.51      | -17.78    | AVG      |         |
| 5       | 0.4852    | 26.63              | 0.02              | 26.65            | 56.25      | -29.60    | QP       |         |
| 6       | 0.4852    | 10.85              | 0.02              | 10.87            | 46.25      | -35.38    | AVG      |         |
| 7       | 1.1850    | 21.71              | 0.05              | 21.76            | 56.00      | -34.24    | QP       |         |
| 8       | 1.1850    | 12.67              | 0.05              | 12.72            | 46.00      | -33.28    | AVG      |         |
| 9       | 3.1042    | 33.19              | 0.10              | 33.29            | 56.00      | -22.71    | QP       |         |
| 10      | 3.1042    | 21.48              | 0.10              | 21.58            | 46.00      | -24.42    | AVG      |         |
| 11      | 9.0555    | 39.92              | 0.18              | 40.10            | 60.00      | -19.90    | QP       |         |
| 12      | 9.0555    | 27.16              | 0.18              | 27.34            | 50.00      | -22.66    | AVG      |         |

**REMARKS:**

- (1) Measurement Value = Reading Level + Correct Factor.
- (2) Margin Level = Measurement Value - Limit Value.

|                |      |             |            |
|----------------|------|-------------|------------|
| Test Mode      | Idle | Tested Date | 2022/11/23 |
| Test Frequency | -    | Phase       | Neutral    |



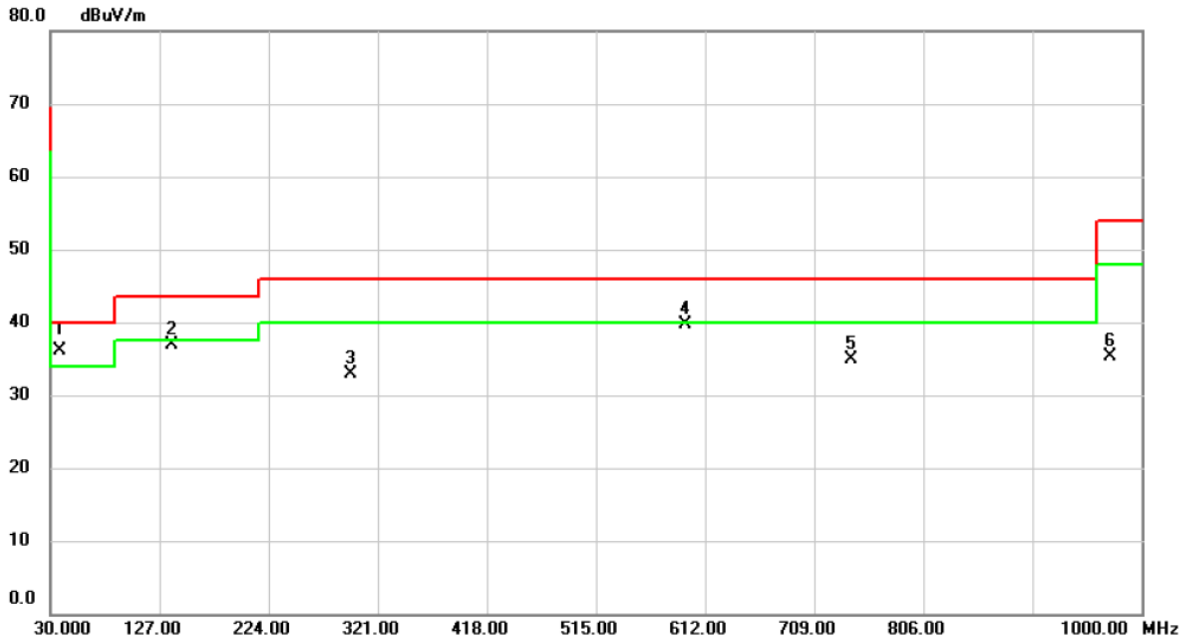
| No. Mk. | Freq. MHz | Reading Level dBuV | Correct Factor dB | Measurement dBuV | Limit dBuV | Margin dB | Detector | Comment |
|---------|-----------|--------------------|-------------------|------------------|------------|-----------|----------|---------|
| 1       | 0.1747    | 32.53              | 0.02              | 32.55            | 64.73      | -32.18    | QP       |         |
| 2       | 0.1747    | 26.19              | 0.02              | 26.21            | 54.73      | -28.52    | AVG      |         |
| 3 *     | 0.3052    | 43.93              | 0.02              | 43.95            | 60.10      | -16.15    | QP       |         |
| 4       | 0.3052    | 29.65              | 0.02              | 29.67            | 50.10      | -20.43    | AVG      |         |
| 5       | 0.7282    | 28.91              | 0.03              | 28.94            | 56.00      | -27.06    | QP       |         |
| 6       | 0.7282    | 18.92              | 0.03              | 18.95            | 46.00      | -27.05    | AVG      |         |
| 7       | 1.9387    | 33.60              | 0.07              | 33.67            | 56.00      | -22.33    | QP       |         |
| 8       | 1.9387    | 24.34              | 0.07              | 24.41            | 46.00      | -21.59    | AVG      |         |
| 9       | 3.0750    | 33.88              | 0.10              | 33.98            | 56.00      | -22.02    | QP       |         |
| 10      | 3.0750    | 25.45              | 0.10              | 25.55            | 46.00      | -20.45    | AVG      |         |
| 11      | 9.1072    | 43.30              | 0.18              | 43.48            | 60.00      | -16.52    | QP       |         |
| 12      | 9.1072    | 29.50              | 0.18              | 29.68            | 50.00      | -20.32    | AVG      |         |

REMARKS:

- (1) Measurement Value = Reading Level + Correct Factor.
- (2) Margin Level = Measurement Value - Limit Value.

## **APPENDIX B    RADIATED EMISSIONS - 30 MHZ TO 1 GHZ**

|                |              |              |           |
|----------------|--------------|--------------|-----------|
| Test Mode      | IEEE 802.11b | Test Date    | 2023/1/17 |
| Test Frequency | 2437MHz      | Polarization | Vertical  |
| Temp           | 23°C         | Hum.         | 59%       |

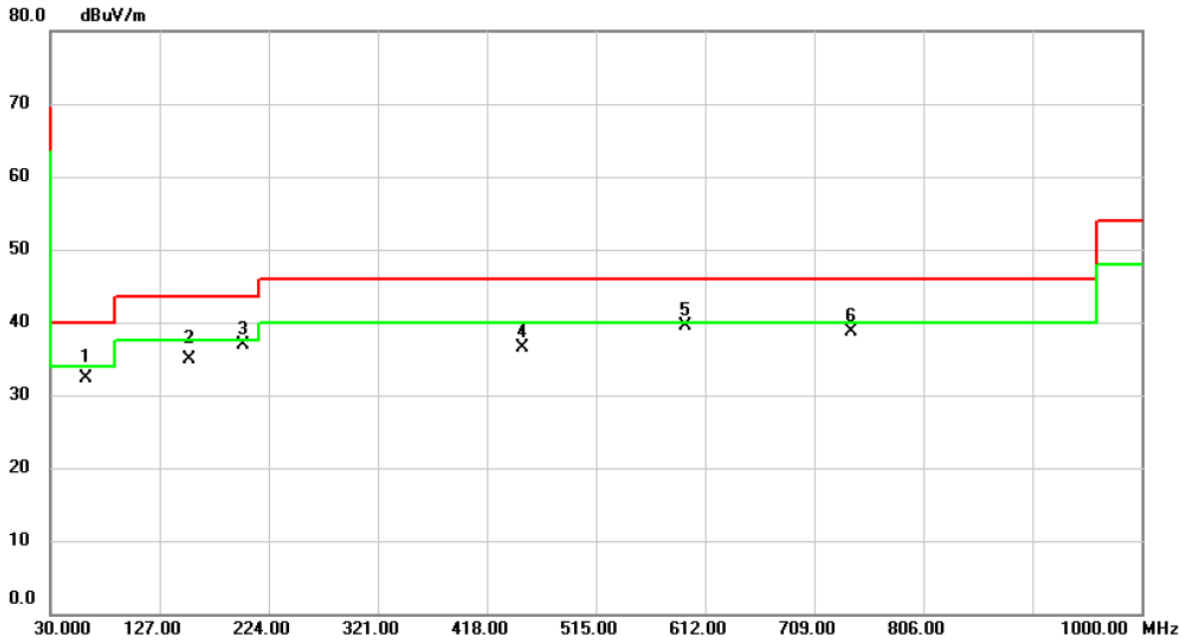


| No. | Mk. | Freq.<br>MHz | Reading<br>Level<br>dBuV | Correct<br>Factor<br>dB | Measure-<br>ment<br>dBuV/m | Limit<br>dBuV/m | Over<br>dB | Detector | Comment |
|-----|-----|--------------|--------------------------|-------------------------|----------------------------|-----------------|------------|----------|---------|
| 1   | *   | 38.5360      | 48.16                    | -12.07                  | 36.09                      | 40.00           | -3.91      | QP       |         |
| 2   |     | 137.3790     | 49.58                    | -12.71                  | 36.87                      | 43.50           | -6.63      | peak     |         |
| 3   |     | 296.9763     | 44.46                    | -11.51                  | 32.95                      | 46.00           | -13.05     | peak     |         |
| 4   |     | 594.0227     | 44.08                    | -4.34                   | 39.74                      | 46.00           | -6.26      | peak     |         |
| 5   |     | 742.4973     | 36.60                    | -1.74                   | 34.86                      | 46.00           | -11.14     | peak     |         |
| 6   |     | 971.9993     | 34.31                    | 1.04                    | 35.35                      | 54.00           | -18.65     | peak     |         |

**REMARKS:**

- (1) Measurement Value = Reading Level + Correct Factor.
- (2) Margin Level = Measurement Value - Limit Value.

|                |              |              |            |
|----------------|--------------|--------------|------------|
| Test Mode      | IEEE 802.11b | Test Date    | 2023/1/17  |
| Test Frequency | 2437MHz      | Polarization | Horizontal |
| Temp           | 23°C         | Hum.         | 59%        |



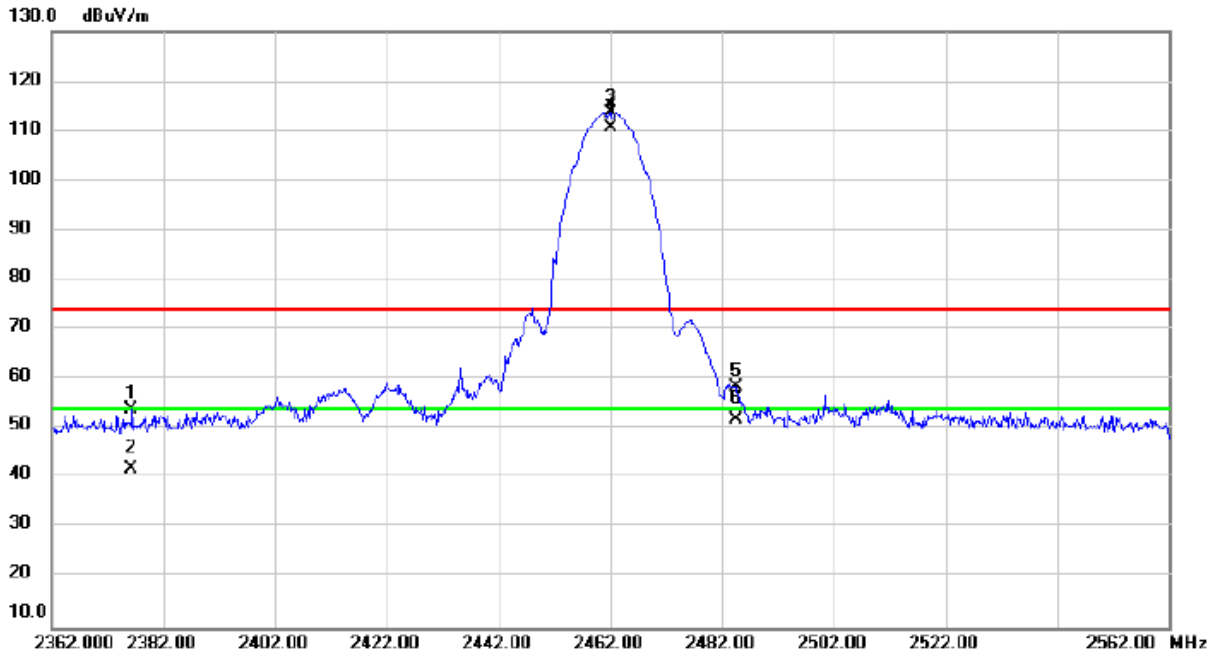
| No. | Mk. | Freq.<br>MHz | Reading<br>Level<br>dBuV | Correct<br>Factor<br>dB | Measure-<br>ment<br>dBuV/m | Limit<br>dBuV/m | Over<br>dB | Detector | Comment |
|-----|-----|--------------|--------------------------|-------------------------|----------------------------|-----------------|------------|----------|---------|
| 1   |     | 61.4280      | 44.60                    | -12.30                  | 32.30                      | 40.00           | -7.70      | QP       |         |
| 2   |     | 153.1253     | 46.64                    | -11.79                  | 34.85                      | 43.50           | -8.65      | QP       |         |
| 3   |     | 201.2373     | 52.12                    | -15.18                  | 36.94                      | 43.50           | -6.56      | peak     |         |
| 4   |     | 449.1047     | 43.97                    | -7.42                   | 36.55                      | 46.00           | -9.45      | peak     |         |
| 5   | *   | 594.0227     | 43.86                    | -4.34                   | 39.52                      | 46.00           | -6.48      | peak     |         |
| 6   |     | 742.4973     | 40.44                    | -1.74                   | 38.70                      | 46.00           | -7.30      | peak     |         |

**REMARKS:**

- (1) Measurement Value = Reading Level + Correct Factor.
- (2) Margin Level = Measurement Value - Limit Value.

## **APPENDIX C RADIATED EMISSIONS - ABOVE 1 GHZ**

|                |              |              |            |
|----------------|--------------|--------------|------------|
| Test Mode      | IEEE 802.11b | Test Date    | 2022/11/25 |
| Test Frequency | 2462MHz      | Polarization | Vertical   |
| Temp           | 23°C         | Hum.         | 59%        |

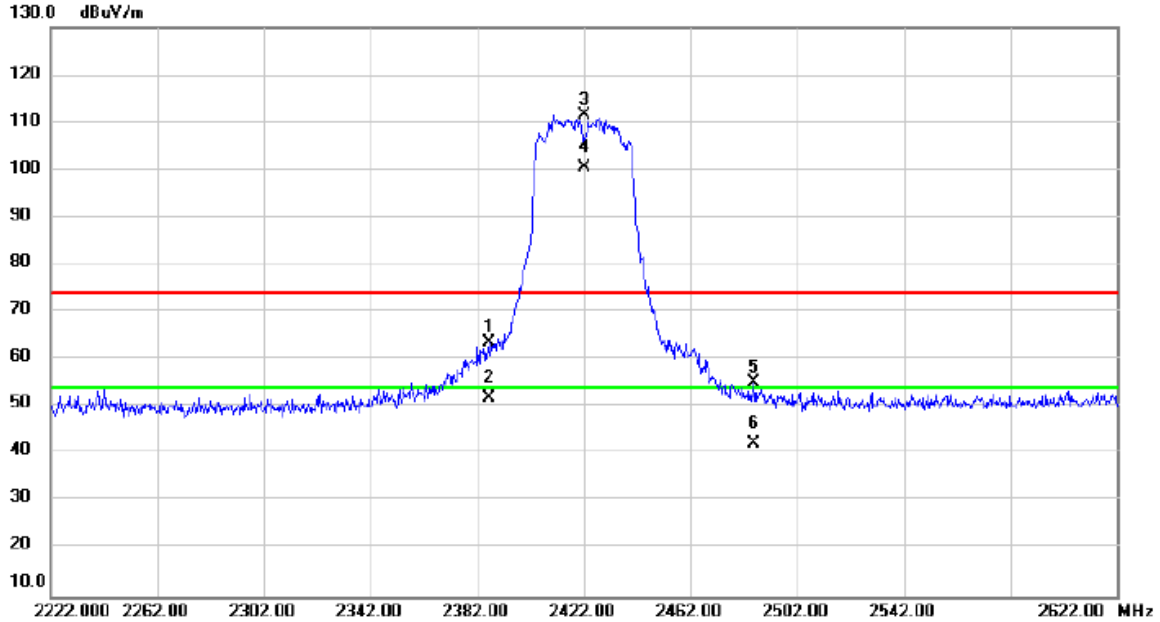


| No. | Mk. | Freq.<br>MHz | Reading<br>Level<br>dBuV | Correct<br>Factor<br>dB | Measure-<br>ment<br>dBuV/m | Limit<br>dBuV/m | Over<br>dB | Detector | Comment  |
|-----|-----|--------------|--------------------------|-------------------------|----------------------------|-----------------|------------|----------|----------|
| 1   |     | 2376.267     | 59.65                    | -5.78                   | 53.87                      | 74.00           | -20.13     | peak     |          |
| 2   |     | 2376.267     | 47.82                    | -5.78                   | 42.04                      | 54.00           | -11.96     | AVG      |          |
| 3   | X   | 2462.000     | 119.38                   | -5.68                   | 113.70                     | 74.00           | 39.70      | peak     | No Limit |
| 4   | *   | 2462.000     | 116.21                   | -5.68                   | 110.53                     | 54.00           | 56.53      | AVG      | No Limit |
| 5   |     | 2484.593     | 64.13                    | -5.64                   | 58.49                      | 74.00           | -15.51     | peak     |          |
| 6   |     | 2484.593     | 57.52                    | -5.64                   | 51.88                      | 54.00           | -2.12      | AVG      |          |

**REMARKS:**

- (1) Measurement Value = Reading Level + Correct Factor.
- (2) Margin Level = Measurement Value - Limit Value.

|                |                      |              |            |
|----------------|----------------------|--------------|------------|
| Test Mode      | IEEE 802.11ax (HE40) | Test Date    | 2022/11/25 |
| Test Frequency | 2422MHz              | Polarization | Vertical   |
| Temp           | 23°C                 | Hum.         | 59%        |



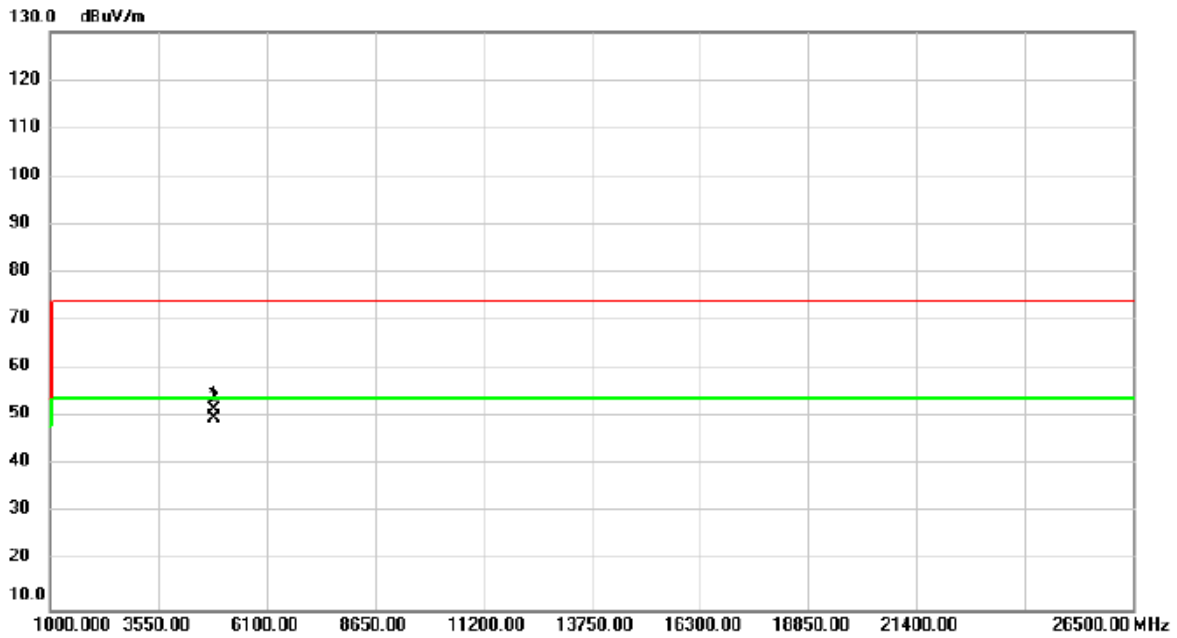
| No. | Mk. | Freq.<br>MHz | Reading<br>Level<br>dBuV | Correct<br>Factor<br>dB | Measure-<br>ment<br>dBuV/m | Limit<br>dBuV/m | Over<br>dB | Detector | Comment  |
|-----|-----|--------------|--------------------------|-------------------------|----------------------------|-----------------|------------|----------|----------|
| 1   |     | 2386.347     | 69.26                    | -5.77                   | 63.49                      | 74.00           | -10.51     | peak     |          |
| 2   |     | 2386.347     | 57.74                    | -5.77                   | 51.97                      | 54.00           | -2.03      | AVG      |          |
| 3   | X   | 2422.000     | 117.23                   | -5.72                   | 111.51                     | 74.00           | 37.51      | peak     | No Limit |
| 4   | *   | 2422.000     | 106.27                   | -5.72                   | 100.55                     | 54.00           | 46.55      | AVG      | No Limit |
| 5   |     | 2485.880     | 60.64                    | -5.63                   | 55.01                      | 74.00           | -18.99     | peak     |          |
| 6   |     | 2485.880     | 47.91                    | -5.63                   | 42.28                      | 54.00           | -11.72     | AVG      |          |

**REMARKS:**

- (1) Measurement Value = Reading Level + Correct Factor.
- (2) Margin Level = Measurement Value - Limit Value.



|                |              |              |            |
|----------------|--------------|--------------|------------|
| Test Mode      | IEEE 802.11b | Test Date    | 2022/11/25 |
| Test Frequency | 2437MHz      | Polarization | Vertical   |
| Temp           | 23°C         | Hum.         | 59%        |

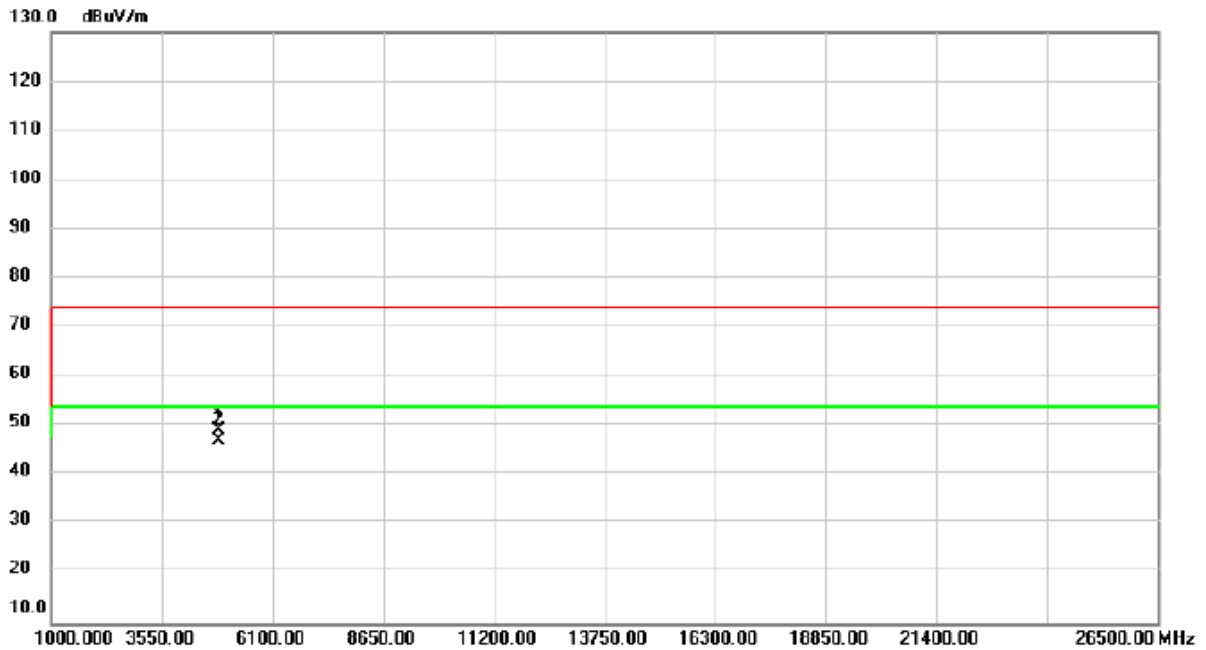


| No. | Mk. | Freq.<br>MHz | Reading<br>Level<br>dBuV | Correct<br>Factor<br>dB | Measure-<br>ment<br>dBuV/m | Limit<br>dBuV/m | Over<br>dB | Detector | Comment |
|-----|-----|--------------|--------------------------|-------------------------|----------------------------|-----------------|------------|----------|---------|
| 1   |     | 4874.000     | 50.74                    | 0.89                    | 51.63                      | 74.00           | -22.37     | peak     |         |
| 2   | *   | 4874.000     | 48.79                    | 0.89                    | 49.68                      | 54.00           | -4.32      | AVG      |         |

REMARKS:

- (1) Measurement Value = Reading Level + Correct Factor.
- (2) Margin Level = Measurement Value - Limit Value.

|                |              |              |            |
|----------------|--------------|--------------|------------|
| Test Mode      | IEEE 802.11b | Test Date    | 2022/11/25 |
| Test Frequency | 2437MHz      | Polarization | Horizontal |
| Temp           | 23°C         | Hum.         | 59%        |



| No. | Mk. | Freq.<br>MHz | Reading<br>Level<br>dBuV | Correct<br>Factor<br>dB | Measure-<br>ment<br>dBuV/m | Limit<br>dBuV/m | Over<br>dB | Detector | Comment |
|-----|-----|--------------|--------------------------|-------------------------|----------------------------|-----------------|------------|----------|---------|
| 1   |     | 4874.000     | 48.33                    | 0.89                    | 49.22                      | 74.00           | -24.78     | peak     |         |
| 2   | *   | 4874.000     | 46.24                    | 0.89                    | 47.13                      | 54.00           | -6.87      | AVG      |         |

REMARKS:

- (1) Measurement Value = Reading Level + Correct Factor.
- (2) Margin Level = Measurement Value - Limit Value.

## APPENDIX D OUTPUT POWER

|           |                        |             |            |
|-----------|------------------------|-------------|------------|
| Test Mode | IEEE 802.11b_Main Ant. | Tested Date | 2022/11/30 |
|-----------|------------------------|-------------|------------|

| Frequency (MHz) | Conducted Power (dBm) | Conducted Power (W) | Limit (dBm) | Limit (W) | Result   |
|-----------------|-----------------------|---------------------|-------------|-----------|----------|
| 2412            | 21.67                 | 0.1469              | 30.00       | 1.0000    | Complies |
| 2437            | 23.82                 | 0.2410              | 30.00       | 1.0000    | Complies |
| 2462            | 23.20                 | 0.2089              | 30.00       | 1.0000    | Complies |
| 2467            | 19.08                 | 0.0809              | 30.00       | 1.0000    | Complies |
| 2472            | 15.52                 | 0.0356              | 30.00       | 1.0000    | Complies |

|           |                       |             |            |
|-----------|-----------------------|-------------|------------|
| Test Mode | IEEE 802.11b_Aux Ant. | Tested Date | 2022/11/30 |
|-----------|-----------------------|-------------|------------|

| Frequency (MHz) | Conducted Power (dBm) | Conducted Power (W) | Limit (dBm) | Limit (W) | Result   |
|-----------------|-----------------------|---------------------|-------------|-----------|----------|
| 2412            | 21.68                 | 0.1472              | 30.00       | 1.0000    | Complies |
| 2437            | 24.21                 | 0.2636              | 30.00       | 1.0000    | Complies |
| 2462            | 24.03                 | 0.2529              | 30.00       | 1.0000    | Complies |
| 2467            | 19.66                 | 0.0925              | 30.00       | 1.0000    | Complies |
| 2472            | 16.07                 | 0.0405              | 30.00       | 1.0000    | Complies |

|           |                        |             |            |
|-----------|------------------------|-------------|------------|
| Test Mode | IEEE 802.11g_Main Ant. | Tested Date | 2022/11/30 |
|-----------|------------------------|-------------|------------|

| Frequency (MHz) | Conducted Power (dBm) | Conducted Power (W) | Limit (dBm) | Limit (W) | Result   |
|-----------------|-----------------------|---------------------|-------------|-----------|----------|
| 2412            | 20.95                 | 0.1245              | 30.00       | 1.0000    | Complies |
| 2437            | 24.51                 | 0.2825              | 30.00       | 1.0000    | Complies |
| 2462            | 20.68                 | 0.1169              | 30.00       | 1.0000    | Complies |
| 2467            | 18.56                 | 0.0718              | 30.00       | 1.0000    | Complies |
| 2472            | 15.42                 | 0.0348              | 30.00       | 1.0000    | Complies |

|           |                       |             |            |
|-----------|-----------------------|-------------|------------|
| Test Mode | IEEE 802.11g_Aux Ant. | Tested Date | 2022/11/30 |
|-----------|-----------------------|-------------|------------|

| Frequency (MHz) | Conducted Power (dBm) | Conducted Power (W) | Limit (dBm) | Limit (W) | Result   |
|-----------------|-----------------------|---------------------|-------------|-----------|----------|
| 2412            | 21.53                 | 0.1422              | 30.00       | 1.0000    | Complies |
| 2437            | 24.79                 | 0.3013              | 30.00       | 1.0000    | Complies |
| 2462            | 21.72                 | 0.1486              | 30.00       | 1.0000    | Complies |
| 2467            | 19.57                 | 0.0906              | 30.00       | 1.0000    | Complies |
| 2472            | 16.72                 | 0.0470              | 30.00       | 1.0000    | Complies |

|           |                               |             |            |
|-----------|-------------------------------|-------------|------------|
| Test Mode | IEEE 802.11n (HT20)_Main Ant. | Tested Date | 2022/11/30 |
|-----------|-------------------------------|-------------|------------|

| Frequency (MHz) | Conducted Power (dBm) | Conducted Power (W) | Limit (dBm) | Limit (W) | Result   |
|-----------------|-----------------------|---------------------|-------------|-----------|----------|
| 2412            | 19.72                 | 0.0938              | 30.00       | 1.0000    | Complies |
| 2437            | 23.96                 | 0.2489              | 30.00       | 1.0000    | Complies |
| 2462            | 19.77                 | 0.0948              | 30.00       | 1.0000    | Complies |
| 2467            | 15.53                 | 0.0357              | 30.00       | 1.0000    | Complies |
| 2472            | 14.29                 | 0.0269              | 30.00       | 1.0000    | Complies |

|           |                              |             |            |
|-----------|------------------------------|-------------|------------|
| Test Mode | IEEE 802.11n (HT20)_Aux Ant. | Tested Date | 2022/11/30 |
|-----------|------------------------------|-------------|------------|

| Frequency (MHz) | Conducted Power (dBm) | Conducted Power (W) | Limit (dBm) | Limit (W) | Result   |
|-----------------|-----------------------|---------------------|-------------|-----------|----------|
| 2412            | 19.82                 | 0.0959              | 30.00       | 1.0000    | Complies |
| 2437            | 24.39                 | 0.2748              | 30.00       | 1.0000    | Complies |
| 2462            | 19.89                 | 0.0975              | 30.00       | 1.0000    | Complies |
| 2467            | 15.77                 | 0.0378              | 30.00       | 1.0000    | Complies |
| 2472            | 14.42                 | 0.0277              | 30.00       | 1.0000    | Complies |

|           |                           |             |            |
|-----------|---------------------------|-------------|------------|
| Test Mode | IEEE 802.11n (HT20)_Total | Tested Date | 2022/11/30 |
|-----------|---------------------------|-------------|------------|

| Frequency (MHz) | Conducted Power (dBm) | Conducted Power (W) | Limit (dBm) | Limit (W) | Result   |
|-----------------|-----------------------|---------------------|-------------|-----------|----------|
| 2412            | 22.78                 | 0.1897              | 30.00       | 1.0000    | Complies |
| 2437            | 27.19                 | 0.5237              | 30.00       | 1.0000    | Complies |
| 2462            | 22.84                 | 0.1923              | 30.00       | 1.0000    | Complies |
| 2467            | 18.66                 | 0.0735              | 30.00       | 1.0000    | Complies |
| 2472            | 17.37                 | 0.0545              | 30.00       | 1.0000    | Complies |

|           |                                |             |            |
|-----------|--------------------------------|-------------|------------|
| Test Mode | IEEE 802.11n (HT40) _Main Ant. | Tested Date | 2022/11/30 |
|-----------|--------------------------------|-------------|------------|

| Frequency (MHz) | Conducted Power (dBm) | Conducted Power (W) | Limit (dBm) | Limit (W) | Result   |
|-----------------|-----------------------|---------------------|-------------|-----------|----------|
| 2422            | 20.24                 | 0.1057              | 30.00       | 1.0000    | Complies |
| 2437            | 22.88                 | 0.1941              | 30.00       | 1.0000    | Complies |
| 2452            | 19.47                 | 0.0885              | 30.00       | 1.0000    | Complies |
| 2457            | 13.14                 | 0.0206              | 30.00       | 1.0000    | Complies |
| 2462            | 14.27                 | 0.0267              | 30.00       | 1.0000    | Complies |

|           |                               |             |            |
|-----------|-------------------------------|-------------|------------|
| Test Mode | IEEE 802.11n (HT40) _Aux Ant. | Tested Date | 2022/11/30 |
|-----------|-------------------------------|-------------|------------|

| Frequency (MHz) | Conducted Power (dBm) | Conducted Power (W) | Limit (dBm) | Limit (W) | Result   |
|-----------------|-----------------------|---------------------|-------------|-----------|----------|
| 2422            | 20.33                 | 0.1079              | 30.00       | 1.0000    | Complies |
| 2437            | 22.92                 | 0.1959              | 30.00       | 1.0000    | Complies |
| 2452            | 19.61                 | 0.0914              | 30.00       | 1.0000    | Complies |
| 2457            | 13.51                 | 0.0224              | 30.00       | 1.0000    | Complies |
| 2462            | 14.66                 | 0.0292              | 30.00       | 1.0000    | Complies |

|           |                            |             |            |
|-----------|----------------------------|-------------|------------|
| Test Mode | IEEE 802.11n (HT40) _Total | Tested Date | 2022/11/30 |
|-----------|----------------------------|-------------|------------|

| Frequency (MHz) | Conducted Power (dBm) | Conducted Power (W) | Limit (dBm) | Limit (W) | Result   |
|-----------------|-----------------------|---------------------|-------------|-----------|----------|
| 2422            | 23.30                 | 0.2136              | 30.00       | 1.0000    | Complies |
| 2437            | 25.91                 | 0.3900              | 30.00       | 1.0000    | Complies |
| 2452            | 22.55                 | 0.1799              | 30.00       | 1.0000    | Complies |
| 2457            | 16.34                 | 0.0430              | 30.00       | 1.0000    | Complies |
| 2462            | 17.48                 | 0.0560              | 30.00       | 1.0000    | Complies |

|           |                                 |             |            |
|-----------|---------------------------------|-------------|------------|
| Test Mode | IEEE 802.11ax (HE20) _Main Ant. | Tested Date | 2022/11/30 |
|-----------|---------------------------------|-------------|------------|

| Frequency (MHz) | Conducted Power (dBm) | Conducted Power (W) | Limit (dBm) | Limit (W) | Result   |
|-----------------|-----------------------|---------------------|-------------|-----------|----------|
| 2412            | 19.80                 | 0.0955              | 30.00       | 1.0000    | Complies |
| 2437            | 23.81                 | 0.2404              | 30.00       | 1.0000    | Complies |
| 2462            | 22.28                 | 0.1690              | 30.00       | 1.0000    | Complies |
| 2467            | 15.53                 | 0.0357              | 30.00       | 1.0000    | Complies |
| 2472            | 13.93                 | 0.0247              | 30.00       | 1.0000    | Complies |

|           |                                |             |            |
|-----------|--------------------------------|-------------|------------|
| Test Mode | IEEE 802.11ax (HE20) _Aux Ant. | Tested Date | 2022/11/30 |
|-----------|--------------------------------|-------------|------------|

| Frequency (MHz) | Conducted Power (dBm) | Conducted Power (W) | Limit (dBm) | Limit (W) | Result   |
|-----------------|-----------------------|---------------------|-------------|-----------|----------|
| 2412            | 19.96                 | 0.0991              | 30.00       | 1.0000    | Complies |
| 2437            | 24.30                 | 0.2692              | 30.00       | 1.0000    | Complies |
| 2462            | 22.48                 | 0.1770              | 30.00       | 1.0000    | Complies |
| 2467            | 15.74                 | 0.0375              | 30.00       | 1.0000    | Complies |
| 2472            | 14.42                 | 0.0277              | 30.00       | 1.0000    | Complies |

|           |                             |             |            |
|-----------|-----------------------------|-------------|------------|
| Test Mode | IEEE 802.11ax (HE20) _Total | Tested Date | 2022/11/30 |
|-----------|-----------------------------|-------------|------------|

| Frequency (MHz) | Conducted Power (dBm) | Conducted Power (W) | Limit (dBm) | Limit (W) | Result   |
|-----------------|-----------------------|---------------------|-------------|-----------|----------|
| 2412            | 22.89                 | 0.1946              | 30.00       | 1.0000    | Complies |
| 2437            | 27.07                 | 0.5096              | 30.00       | 1.0000    | Complies |
| 2462            | 25.39                 | 0.3461              | 30.00       | 1.0000    | Complies |
| 2467            | 18.65                 | 0.0732              | 30.00       | 1.0000    | Complies |
| 2472            | 17.19                 | 0.0524              | 30.00       | 1.0000    | Complies |

|           |                                |             |            |
|-----------|--------------------------------|-------------|------------|
| Test Mode | IEEE 802.11ax (HE40)_Main Ant. | Tested Date | 2022/11/30 |
|-----------|--------------------------------|-------------|------------|

| Frequency (MHz) | Conducted Power (dBm) | Conducted Power (W) | Limit (dBm) | Limit (W) | Result   |
|-----------------|-----------------------|---------------------|-------------|-----------|----------|
| 2422            | 19.98                 | 0.0995              | 30.00       | 1.0000    | Complies |
| 2437            | 23.33                 | 0.2153              | 30.00       | 1.0000    | Complies |
| 2452            | 20.14                 | 0.1033              | 30.00       | 1.0000    | Complies |
| 2457            | 13.44                 | 0.0221              | 30.00       | 1.0000    | Complies |
| 2462            | 14.62                 | 0.0290              | 30.00       | 1.0000    | Complies |

|           |                               |             |            |
|-----------|-------------------------------|-------------|------------|
| Test Mode | IEEE 802.11ax (HE40)_Aux Ant. | Tested Date | 2022/11/30 |
|-----------|-------------------------------|-------------|------------|

| Frequency (MHz) | Conducted Power (dBm) | Conducted Power (W) | Limit (dBm) | Limit (W) | Result   |
|-----------------|-----------------------|---------------------|-------------|-----------|----------|
| 2422            | 20.04                 | 0.1009              | 30.00       | 1.0000    | Complies |
| 2437            | 23.32                 | 0.2148              | 30.00       | 1.0000    | Complies |
| 2452            | 20.62                 | 0.1153              | 30.00       | 1.0000    | Complies |
| 2457            | 13.70                 | 0.0234              | 30.00       | 1.0000    | Complies |
| 2462            | 14.93                 | 0.0311              | 30.00       | 1.0000    | Complies |

|           |                            |             |            |
|-----------|----------------------------|-------------|------------|
| Test Mode | IEEE 802.11ax (HE40)_Total | Tested Date | 2022/11/30 |
|-----------|----------------------------|-------------|------------|

| Frequency (MHz) | Conducted Power (dBm) | Conducted Power (W) | Limit (dBm) | Limit (W) | Result   |
|-----------------|-----------------------|---------------------|-------------|-----------|----------|
| 2422            | 23.02                 | 0.2005              | 30.00       | 1.0000    | Complies |
| 2437            | 26.34                 | 0.4301              | 30.00       | 1.0000    | Complies |
| 2452            | 23.40                 | 0.2186              | 30.00       | 1.0000    | Complies |
| 2457            | 16.58                 | 0.0455              | 30.00       | 1.0000    | Complies |
| 2462            | 17.79                 | 0.0601              | 30.00       | 1.0000    | Complies |

**End of Test Report**