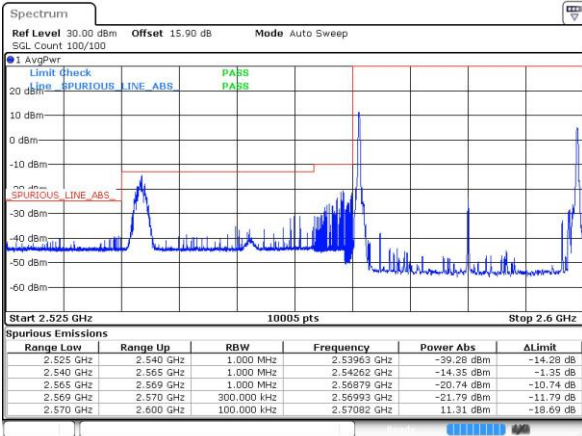




LTE Band 38 / 15MHz+15MHz

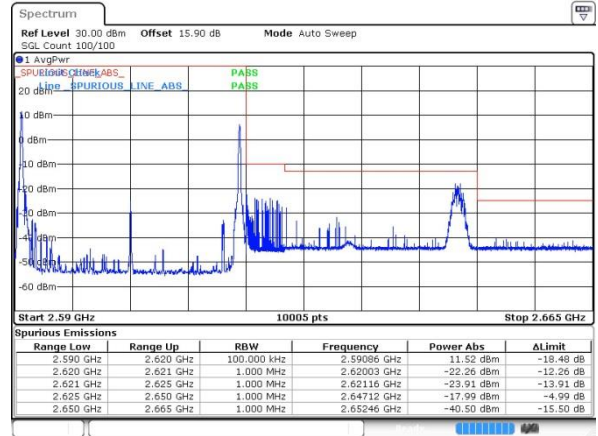
64QAM

Lowest Band Edge / 1RB0 and 1RB74



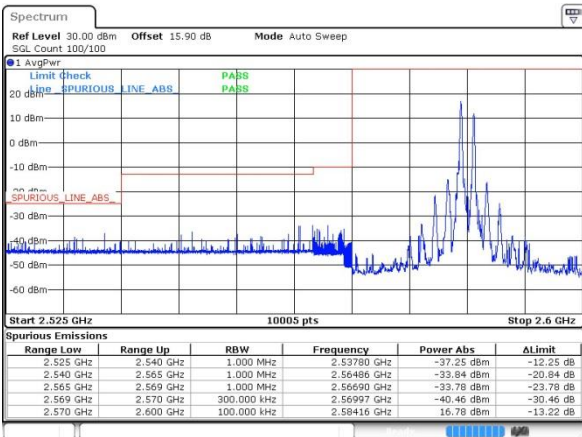
Date: 27 SEP 2018 06:05:15

Highest Band Edge / 1RB0 and 1RB74



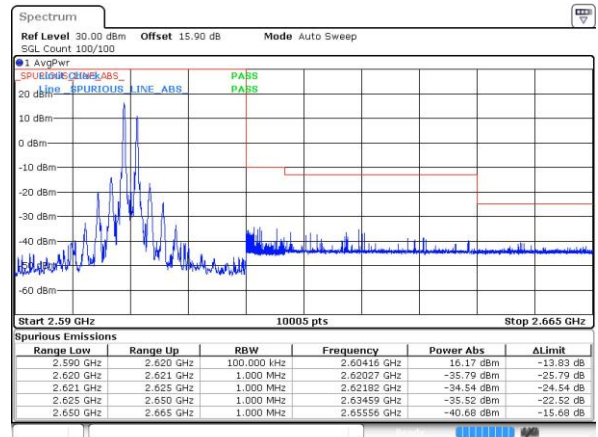
Date: 27 SEP 2018 06:17:26

Lowest Band Edge / 1RB74 and 1RB0



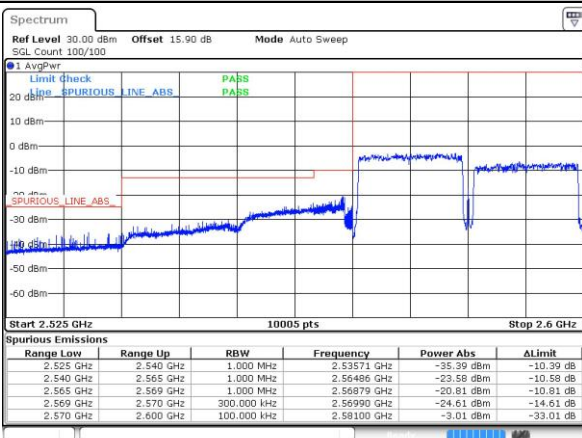
Date: 27 SEP 2018 06:09:51

Highest Band Edge / 1RB74 and 1RB0



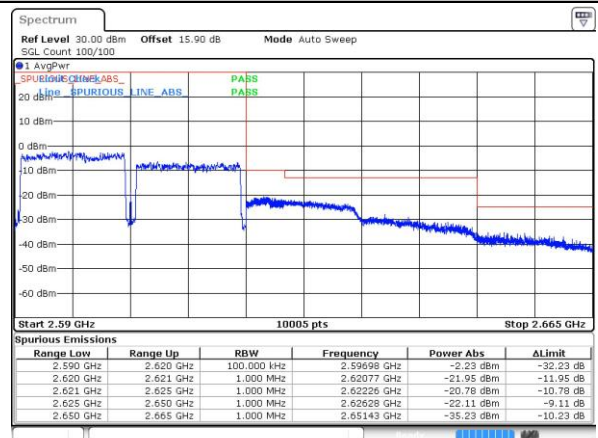
Date: 27 SEP 2018 06:18:20

Lowest Band Edge / Full RB



Date: 27 SEP 2018 06:04:19

Highest Band Edge / Full RB



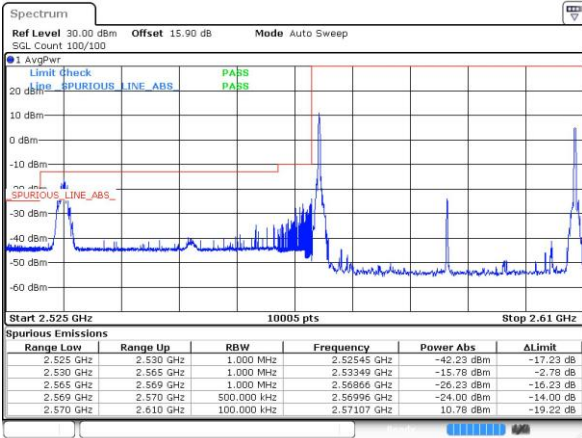
Date: 27 SEP 2018 06:12:52



LTE Band 38 / 20MHz+20MHz

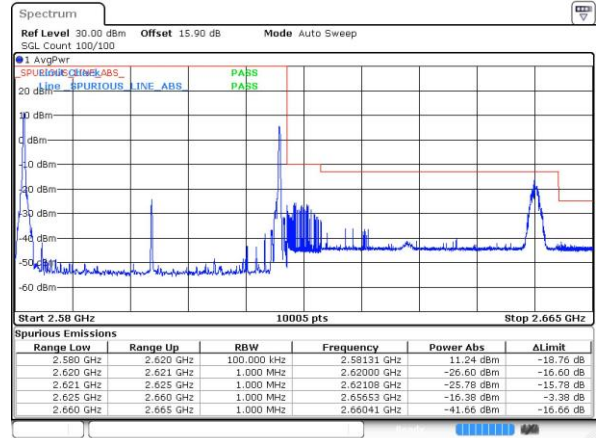
64QAM

Lowest Band Edge / 1RB0 and 1RB9



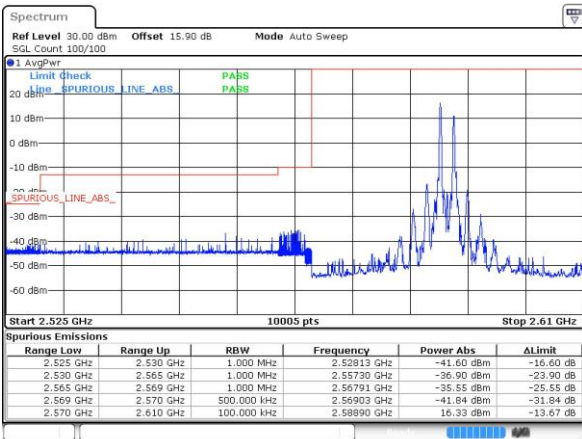
Date: 27 SEP 2018 06:57:55

Highest Band Edge / 1RB0 and 1RB9



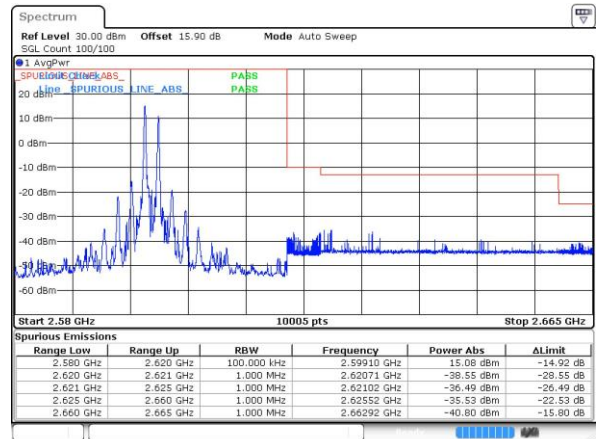
Date: 27 SEP 2018 07:08:38

Lowest Band Edge / 1RB99 and 1RB0



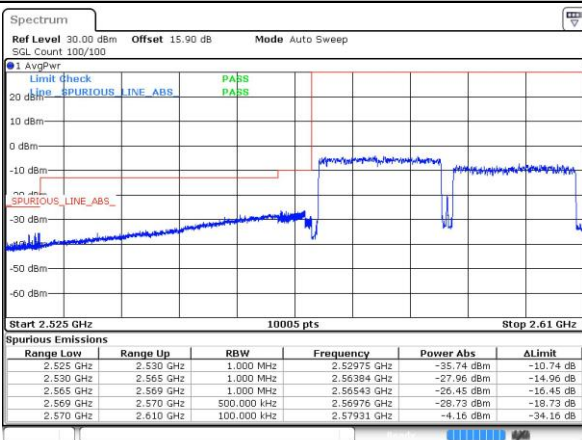
Date: 27 SEP 2018 07:02:30

Highest Band Edge / 1RB99 and 1RB0



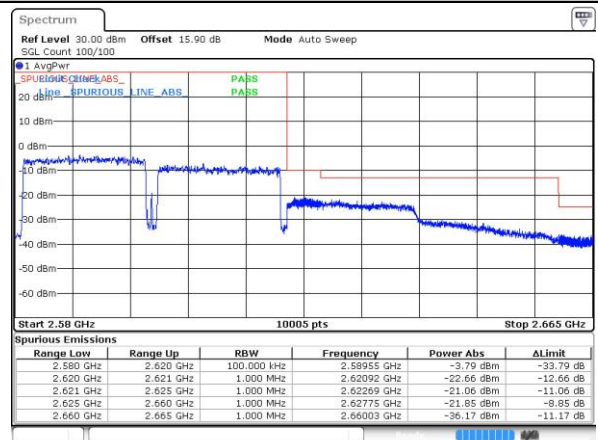
Date: 27 SEP 2018 07:09:33

Lowest Band Edge / Full RB



Date: 27 SEP 2018 06:57:00

Highest Band Edge / Full RB



Date: 27 SEP 2018 07:04:03



**Conducted Spurious Emission**

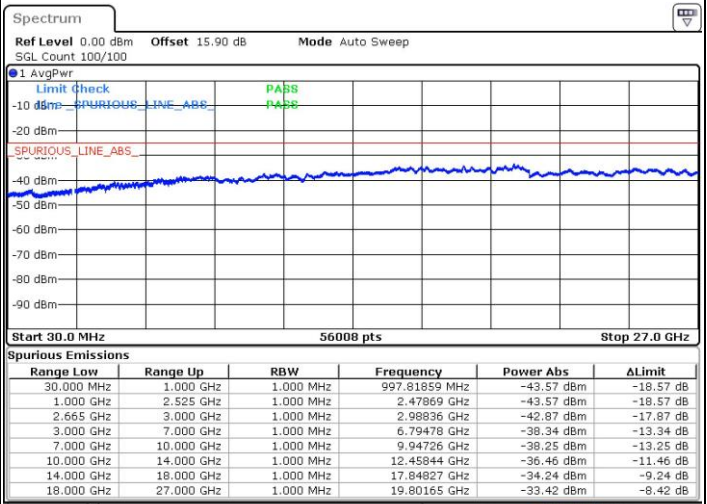
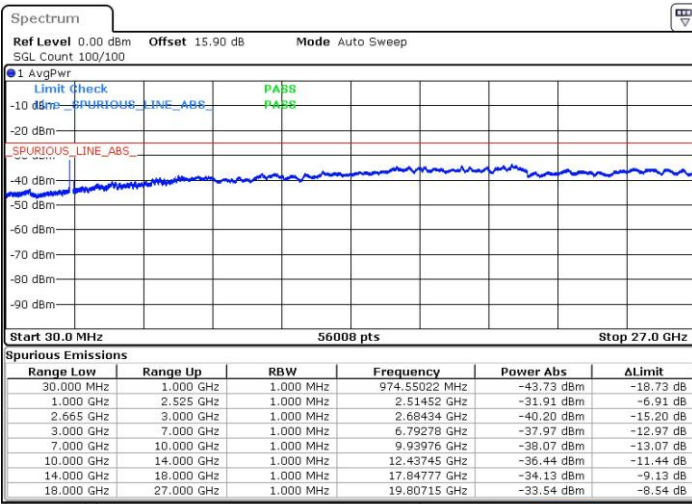


LTE Band 38 / 15MHz+15MHz

QPSK

Lowest Channel / 1RB0 and 1RB74

Lowest Channel / 1RB74 and 1RB0

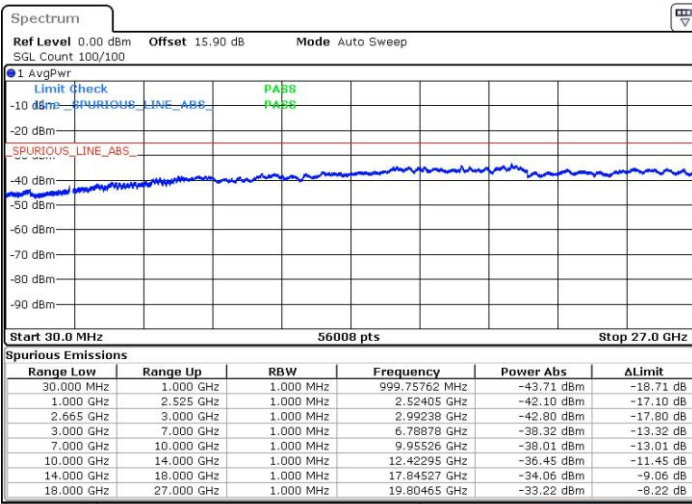


Date: 27.SEP.2018 06:38:13

Date: 27.SEP.2018 06:37:13

Lowest Channel / FullIRB

N/A



Date: 27.SEP.2018 06:43:13

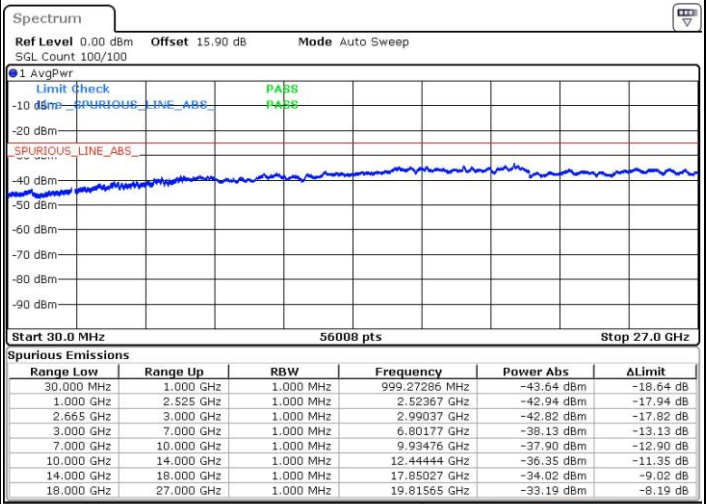
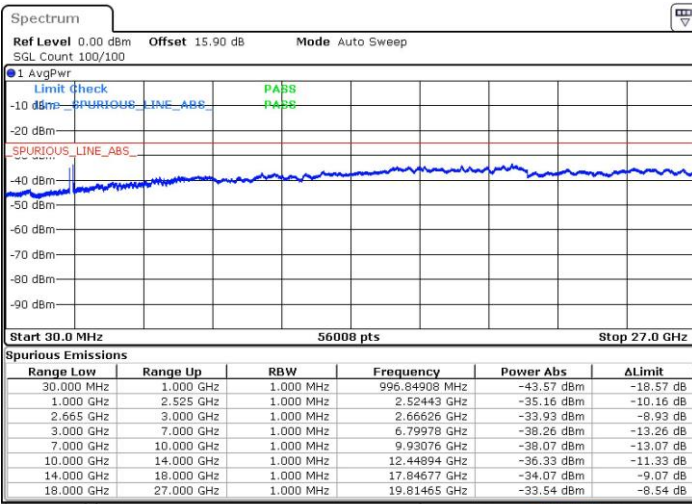


LTE Band 38 / 15MHz+15MHz

QPSK

Middle Channel / 1RB0 and 1RB74

Middle Channel / 1RB74 and 1RB0

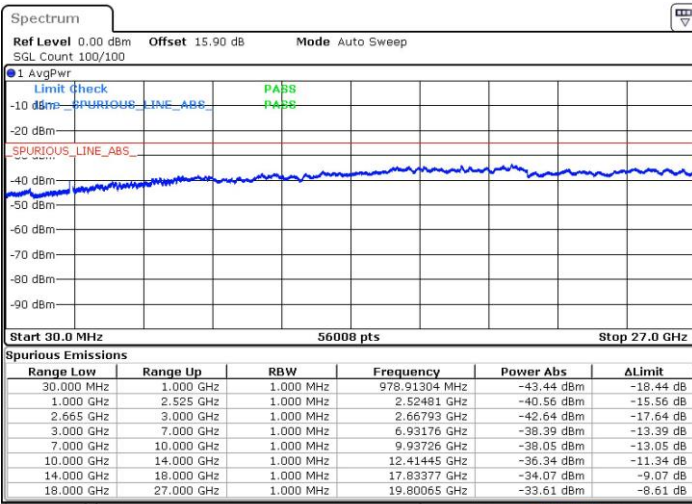


Date: 27.SEP.2018 06:49:50

Date: 27.SEP.2018 06:50:50

Middle Channel / FullIRB

N/A



Date: 27.SEP.2018 06:44:50

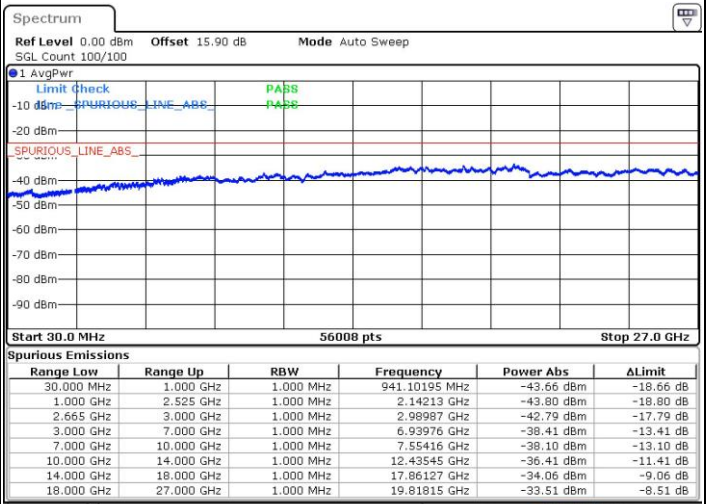
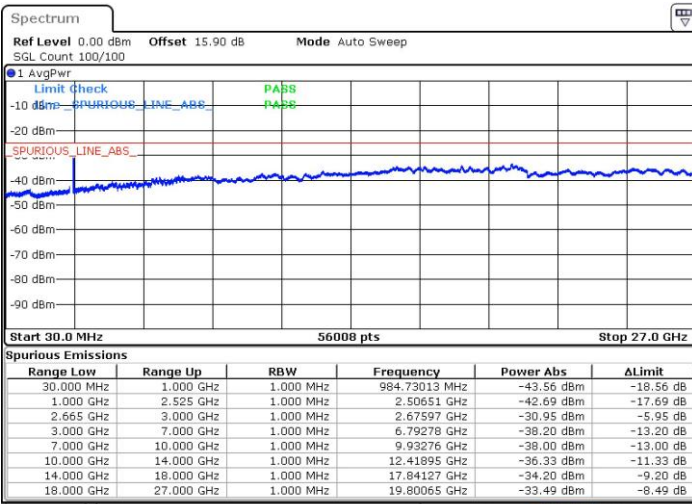


LTE Band 38 / 15MHz+15MHz

QPSK

Highest Channel / 1RB0 and 1RB74

Highest Channel / 1RB74 and 1RB0

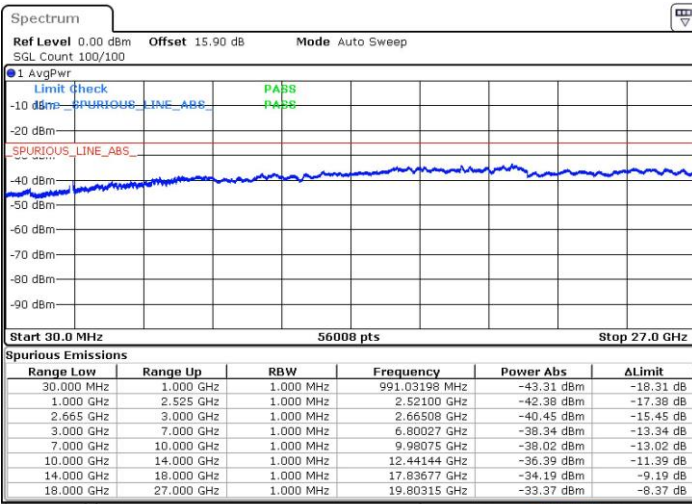


Date: 27.SEP.2018 06:29:48

Date: 27.SEP.2018 06:21:09

Highest Channel / FullIRB

N/A



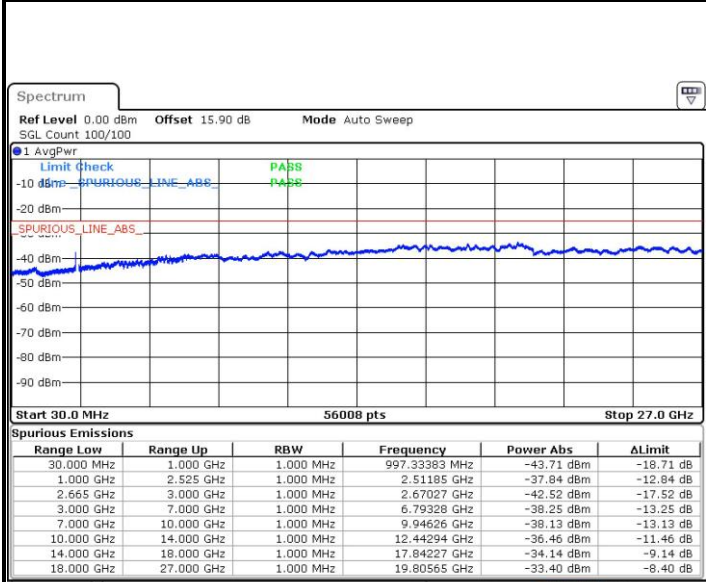
Date: 27.SEP.2018 06:30:48



LTE Band 38 / 20MHz+20MHz

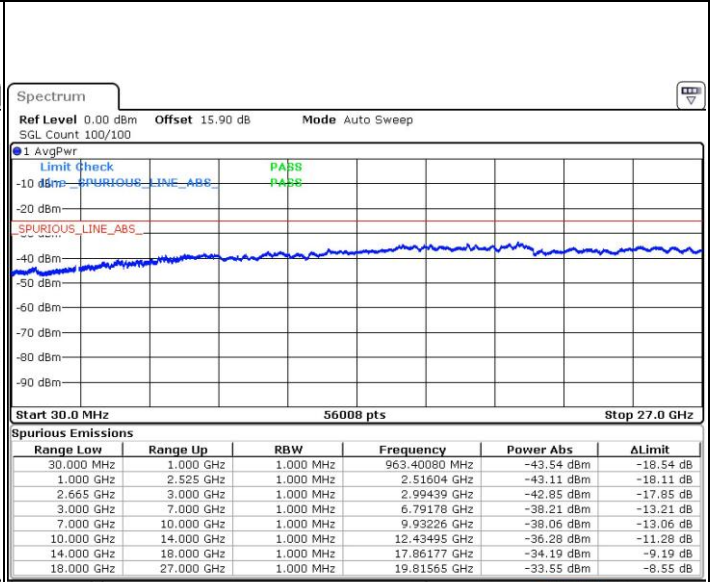
QPSK

Lowest Channel / 1RB0 and 1RB99



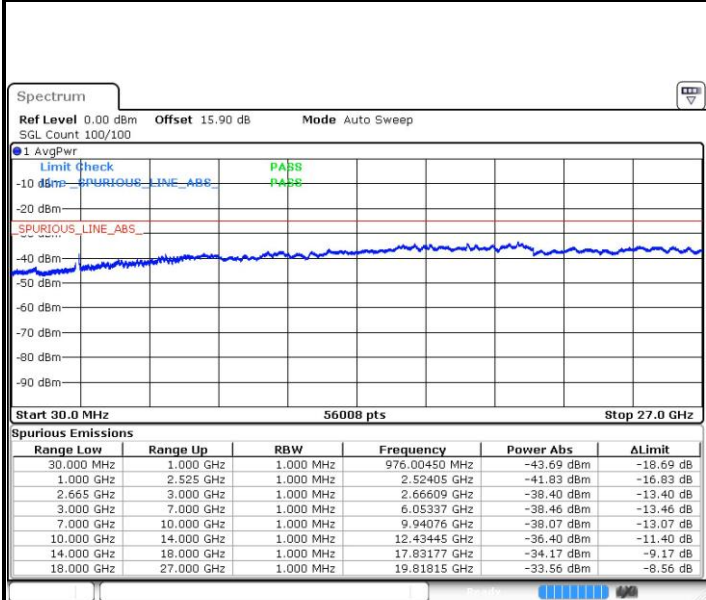
Date: 27.SEP.2018 07:26:14

Lowest Channel / 1RB99 and 1RB0



Date: 27.SEP.2018 07:25:14

Lowest Channel / FullIRB



Date: 27.SEP.2018 07:31:14

N/A

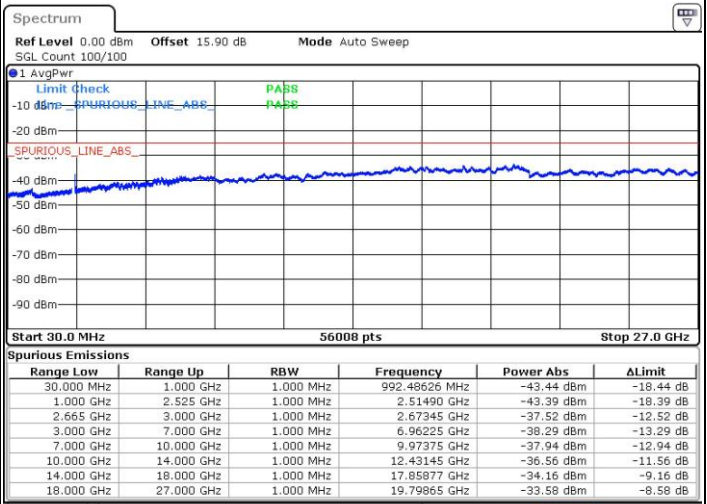
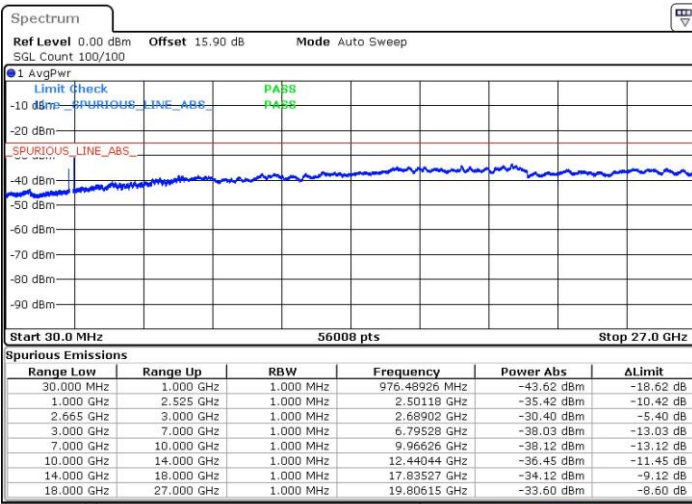


LTE Band 38 / 20MHz+20MHz

QPSK

Middle Channel / 1RB0 and 1RB99

Middle Channel / 1RB99 and 1RB0

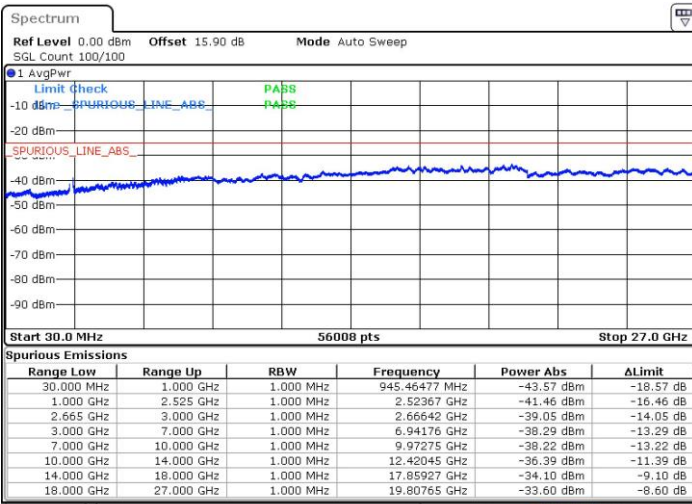


Date: 27.SEP.2018 07:40:14

Date: 27.SEP.2018 07:41:14

Middle Channel / FullIRB

N/A



Date: 27.SEP.2018 07:35:14



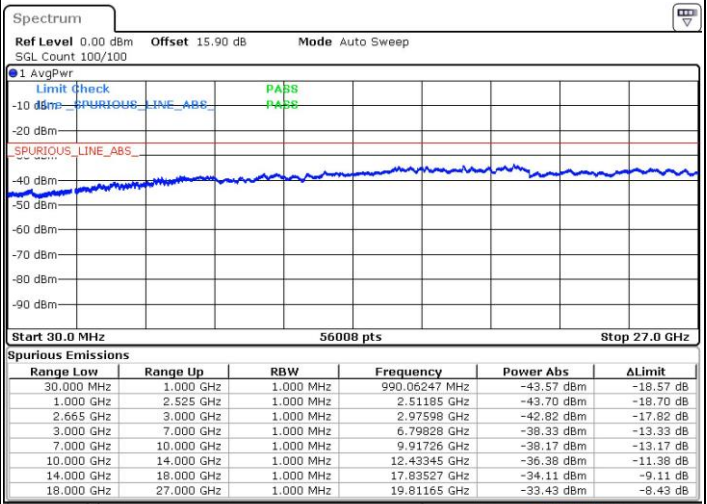
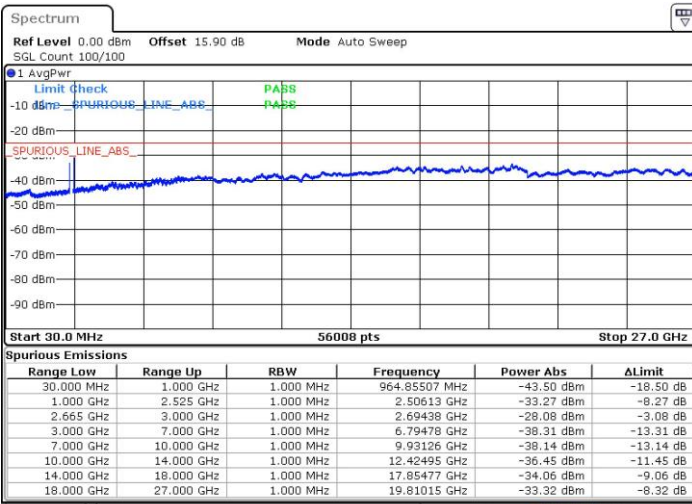


LTE Band 38 / 20MHz+20MHz

QPSK

Highest Channel / 1RB0 and 1RB99

Highest Channel / 1RB99 and 1RB0

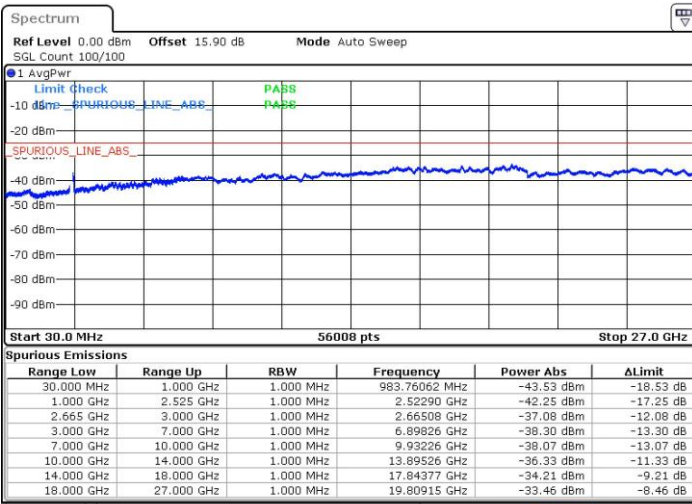


Date: 27.SEP.2018 07:17:21

Date: 27.SEP.2018 07:12:21

Highest Channel / FullIRB

N/A



Date: 27.SEP.2018 07:18:22

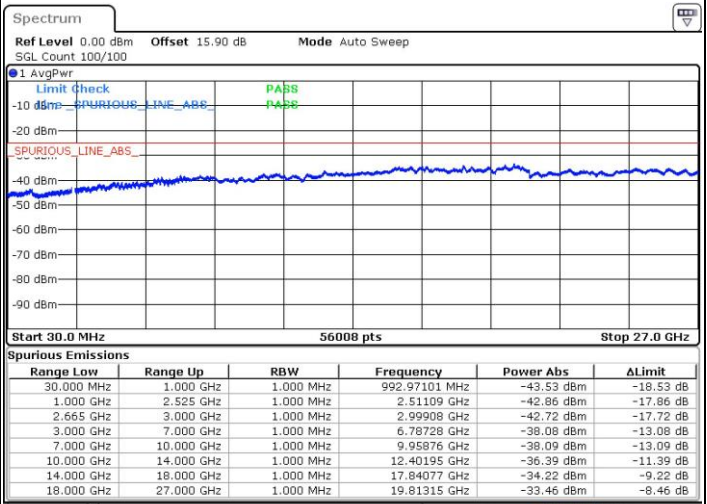
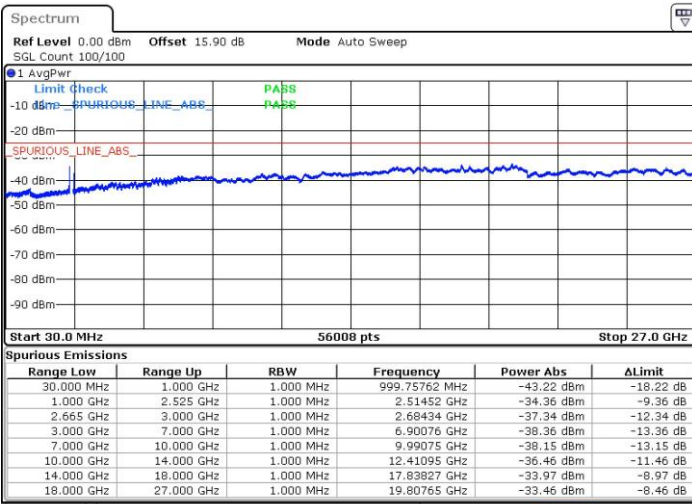


LTE Band 38 / 15MHz+15MHz

16QAM

Lowest Channel / 1RB0 and 1RB74

Lowest Channel / 1RB74 and 1RB0

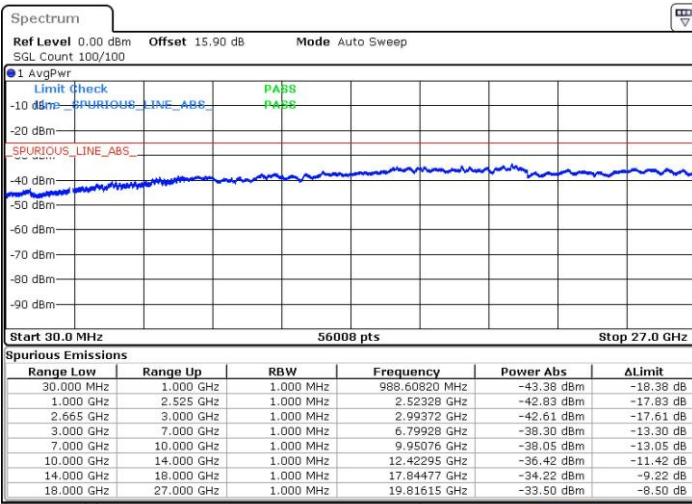


Date: 27.SEP.2018 06:39:13

Date: 27.SEP.2018 06:36:13

Lowest Channel / FullIRB

N/A



Date: 27.SEP.2018 06:42:13

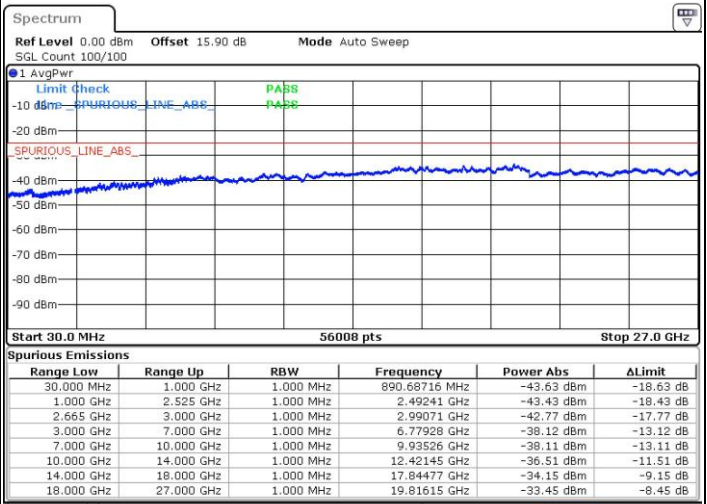
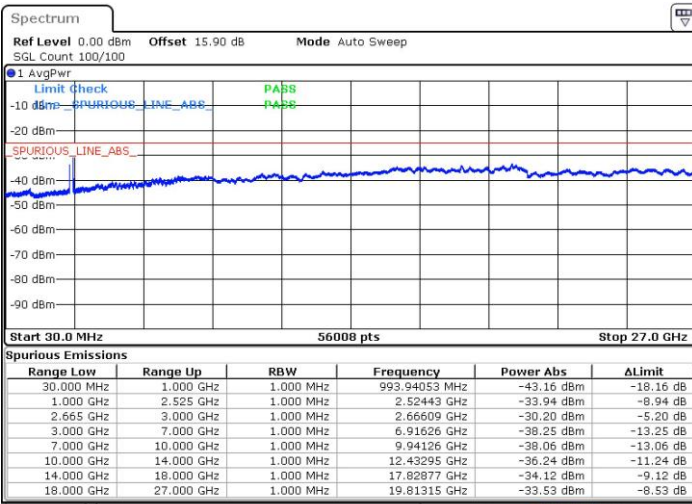


LTE Band 38 / 15MHz+15MHz

16QAM

Middle Channel / 1RB0 and 1RB74

Middle Channel / 1RB74 and 1RB0

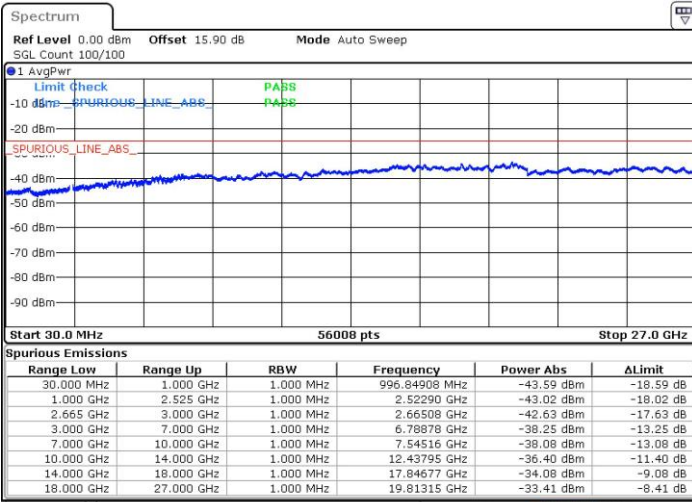


Date: 27.SEP.2018 06:48:50

Date: 27.SEP.2018 06:51:49

Middle Channel / FullIRB

N/A



Date: 27.SEP.2018 06:45:50

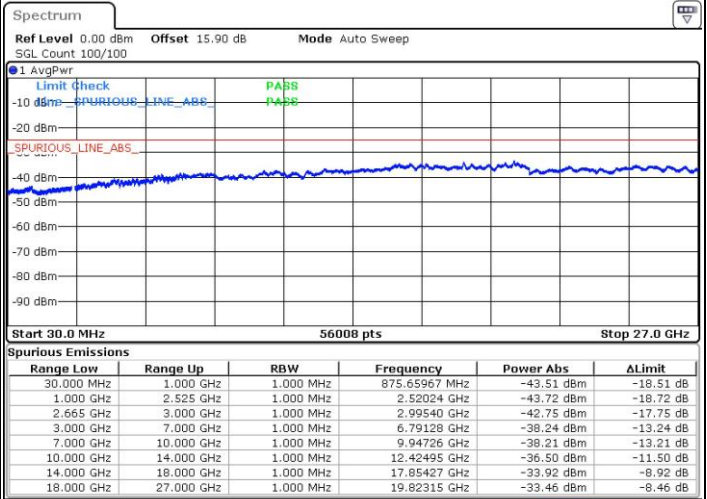
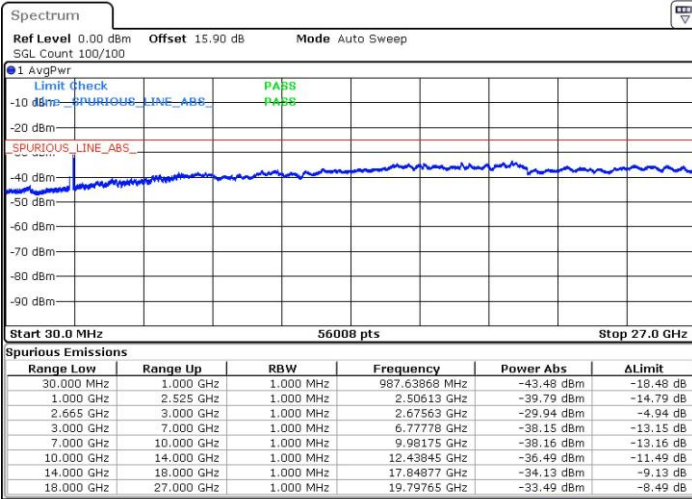


LTE Band 38 / 15MHz+15MHz

16QAM

Highest Channel / 1RB0 and 1RB74

Highest Channel / 1RB74 and 1RB0

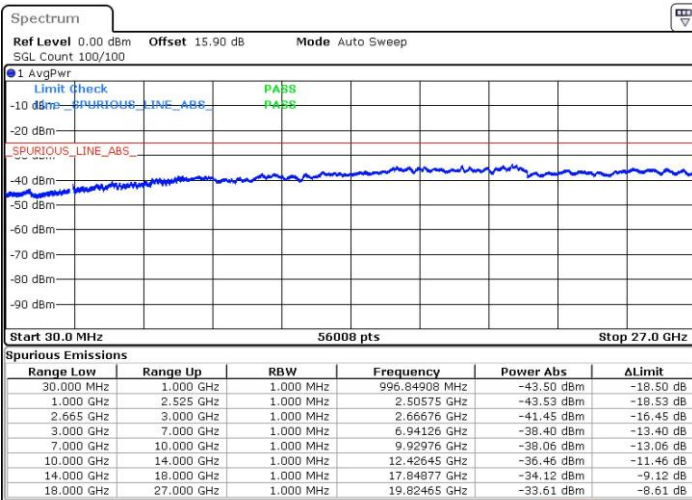


Date: 27.SEP.2018 06:28:48

Date: 27.SEP.2018 06:22:09

Highest Channel / FullIRB

N/A



Date: 27.SEP.2018 06:31:48

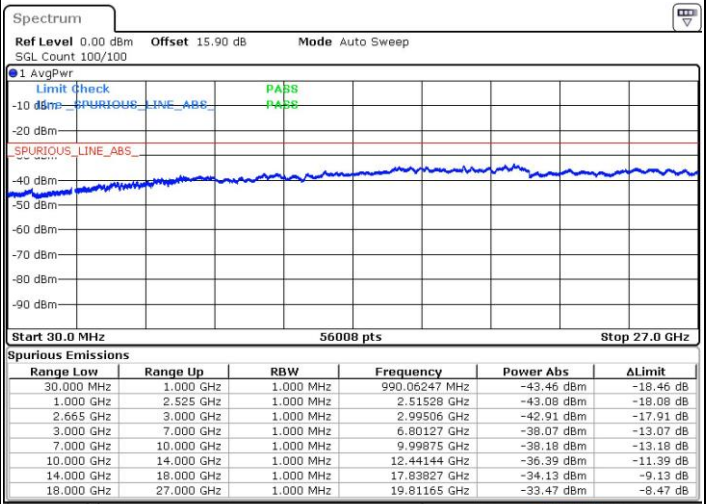
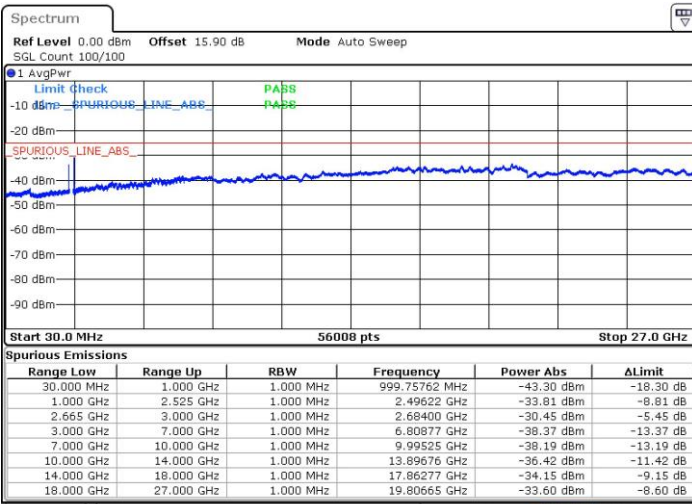


LTE Band 38 / 20MHz+20MHz

16QAM

Lowest Channel / 1RB0 and 1RB99

Lowest Channel / 1RB99 and 1RB0

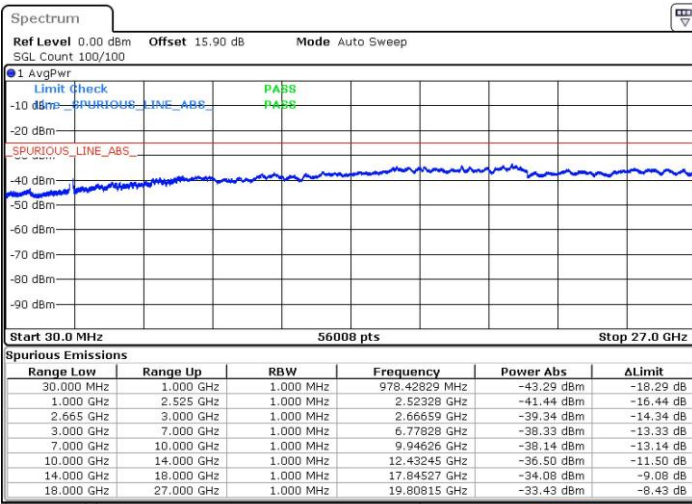


Date: 27.SEP.2018 07:27:14

Date: 27.SEP.2018 07:24:14

Lowest Channel / FullIRB

N/A



Date: 27.SEP.2018 07:30:14

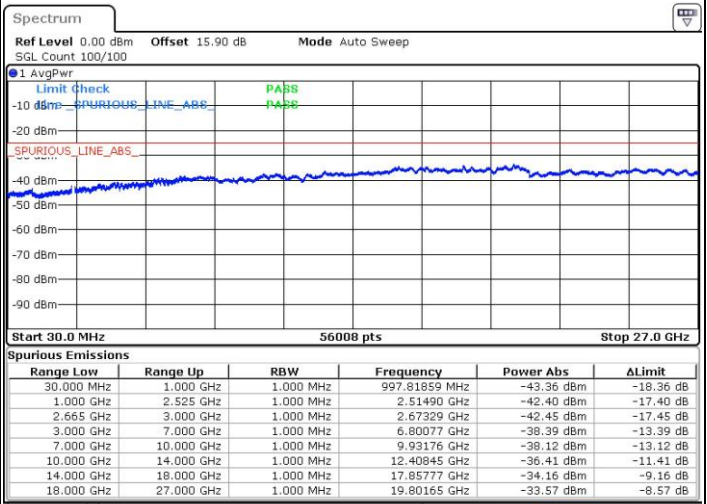
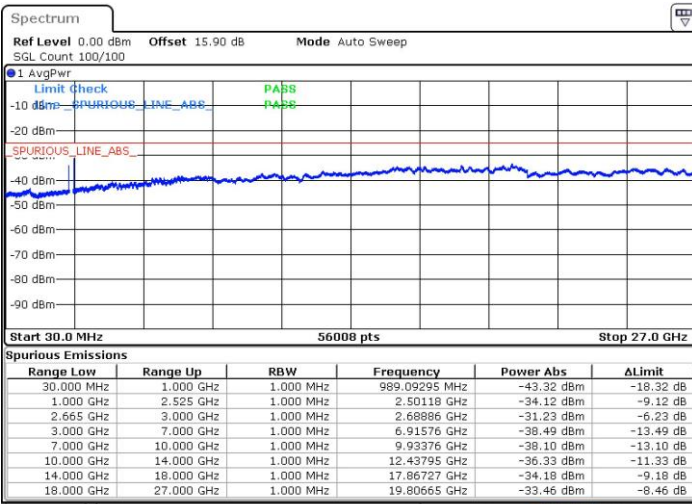


LTE Band 38 / 20MHz+20MHz

16QAM

Middle Channel / 1RB0 and 1RB99

Middle Channel / 1RB99 and 1RB0

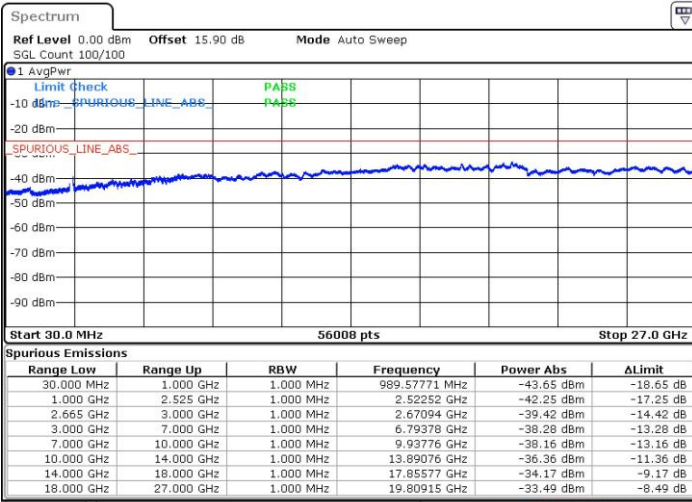


Date: 27.SEP.2018 07:39:14

Date: 27.SEP.2018 07:42:14

Middle Channel / FullIRB

N/A



Date: 27.SEP.2018 07:36:14

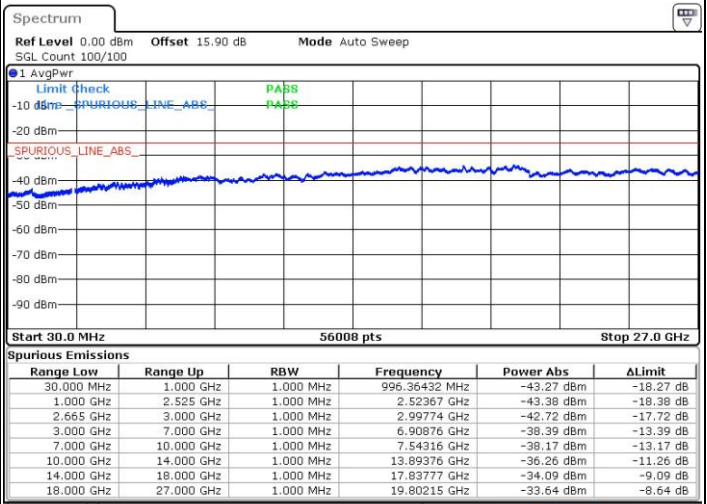
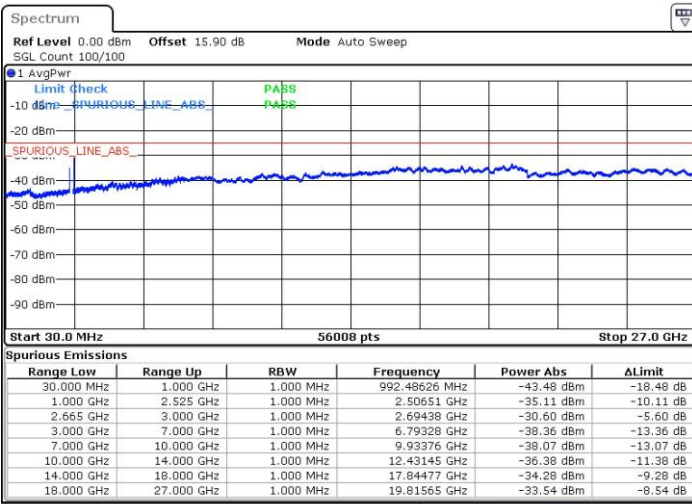


LTE Band 38 / 20MHz+20MHz

16QAM

Highest Channel / 1RB0 and 1RB99

Highest Channel / 1RB99 and 1RB0

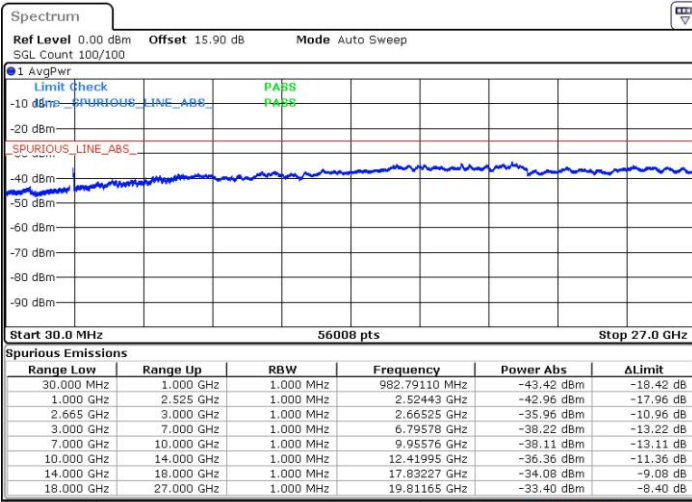


Date: 27.SEP.2018 07:16:21

Date: 27.SEP.2018 07:13:21

Highest Channel / FullIRB

N/A



Date: 27.SEP.2018 07:19:22

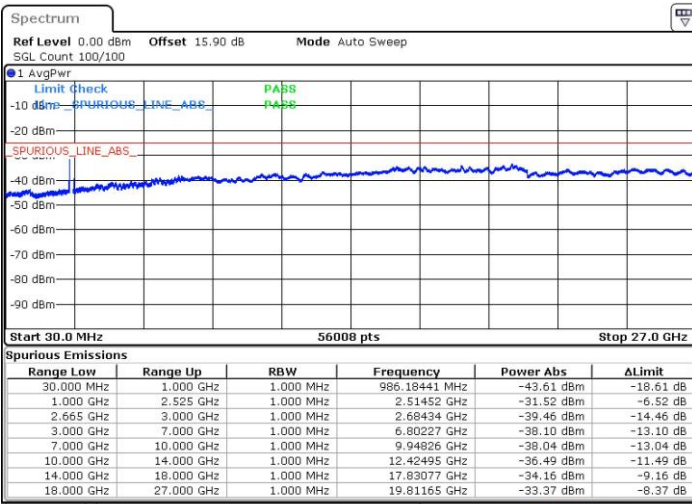


LTE Band 38 / 15MHz+15MHz

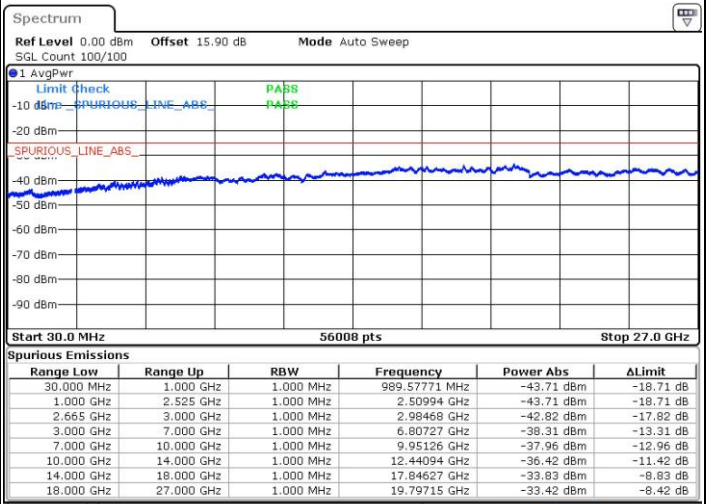
64QAM

Lowest Channel / 1RB0 and 1RB74

Lowest Channel / 1RB74 and 1RB0



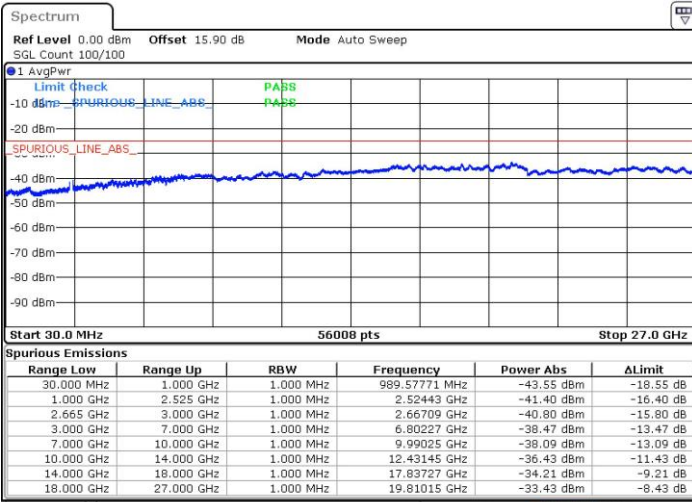
Date: 27.SEP.2018 06:40:13



Date: 27.SEP.2018 06:35:13

Lowest Channel / FullIRB

N/A



Date: 27.SEP.2018 06:41:13



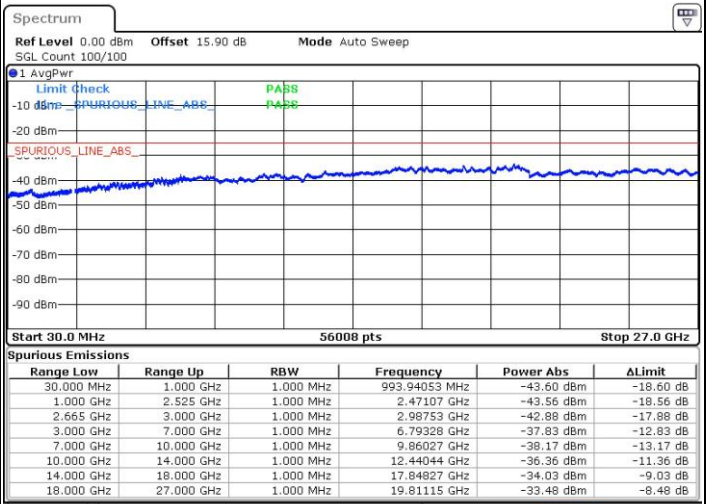
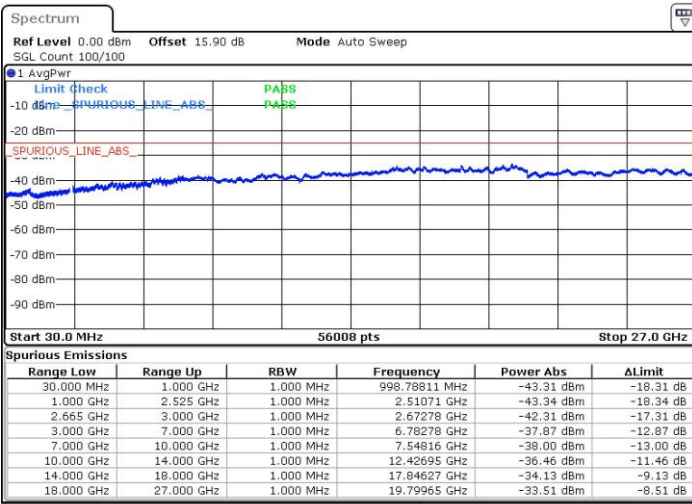


LTE Band 38 / 15MHz+15MHz

64QAM

Middle Channel / 1RB0 and 1RB74

Middle Channel / 1RB74 and 1RB0

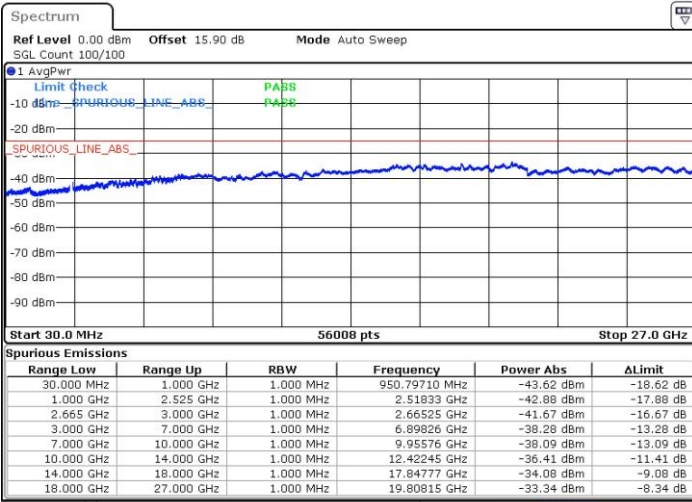


Date: 27.SEP.2018 06:47:50

Date: 27.SEP.2018 06:52:49

Middle Channel / FullIRB

N/A



Date: 27.SEP.2018 06:46:50

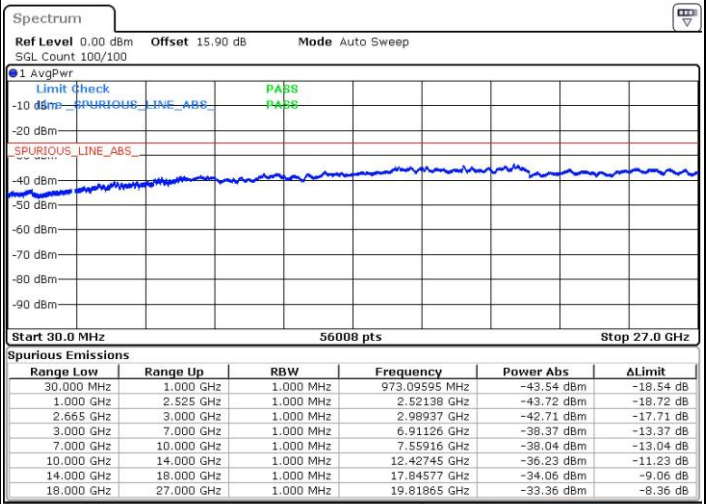
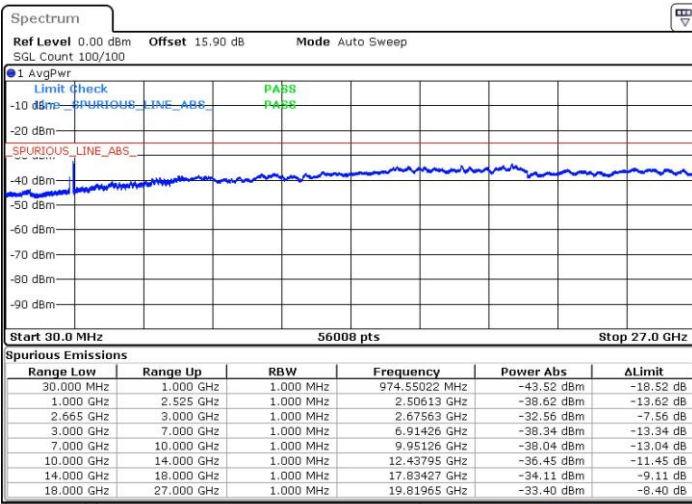


LTE Band 38 / 15MHz+15MHz

64QAM

Highest Channel / 1RB0 and 1RB74

Highest Channel / 1RB74 and 1RB0

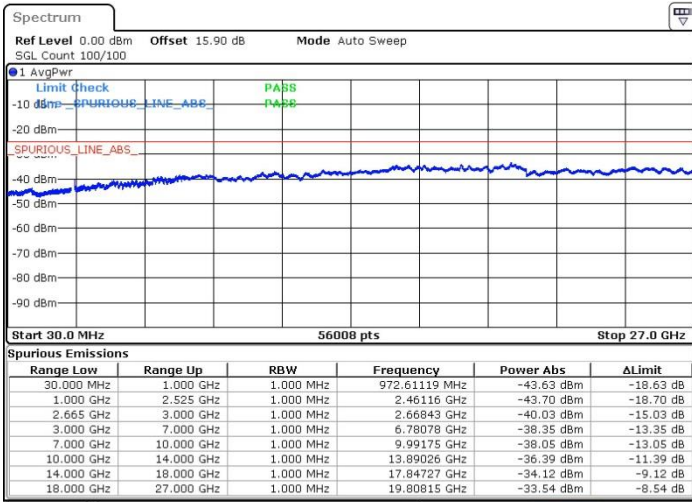


Date: 27.SEP.2018 06:24:09

Date: 27.SEP.2018 06:23:09

Highest Channel / FullIRB

N/A



Date: 27.SEP.2018 06:32:48

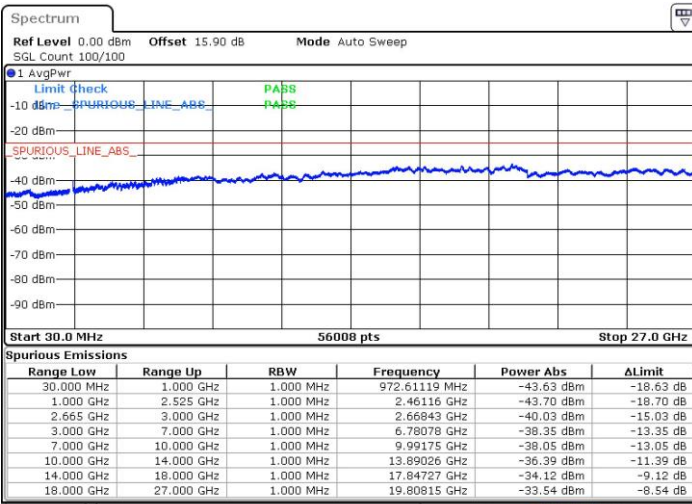


LTE Band 38 / 20MHz+20MHz

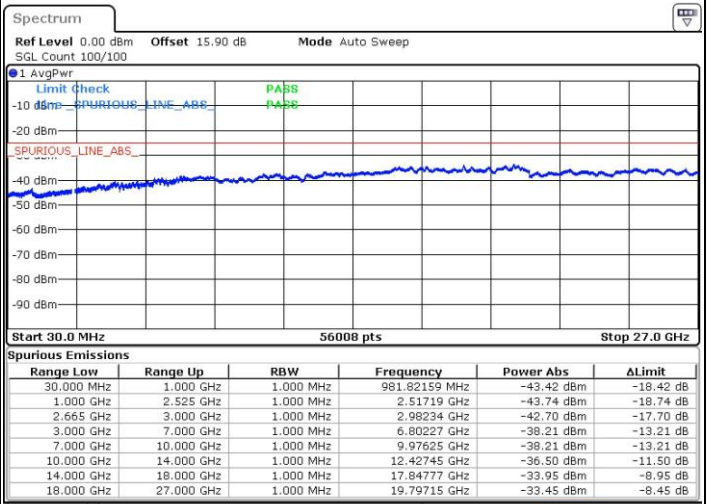
64QAM

Lowest Channel / 1RB0 and 1RB99

Lowest Channel / 1RB99 and 1RB0



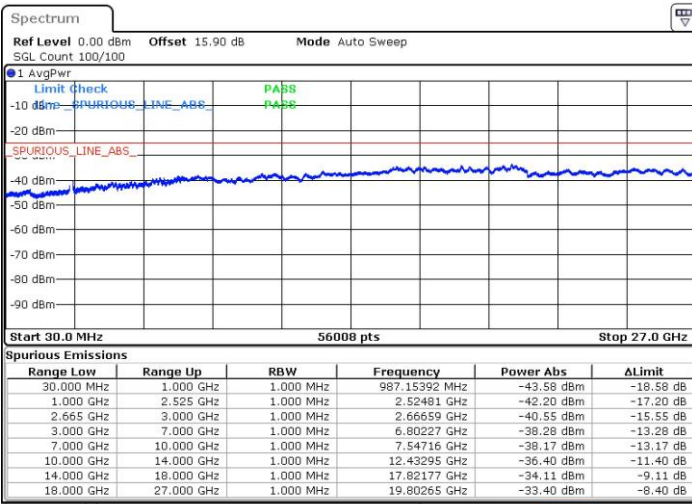
Date: 27.SEP.2018 06:32:48



Date: 27.SEP.2018 07:23:14

Lowest Channel / FullIRB

N/A



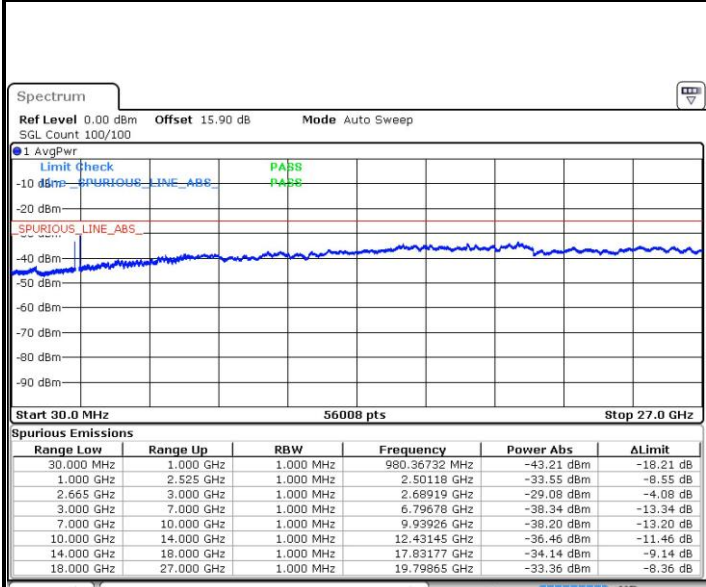
Date: 27.SEP.2018 07:29:14



LTE Band 38 / 20MHz+20MHz

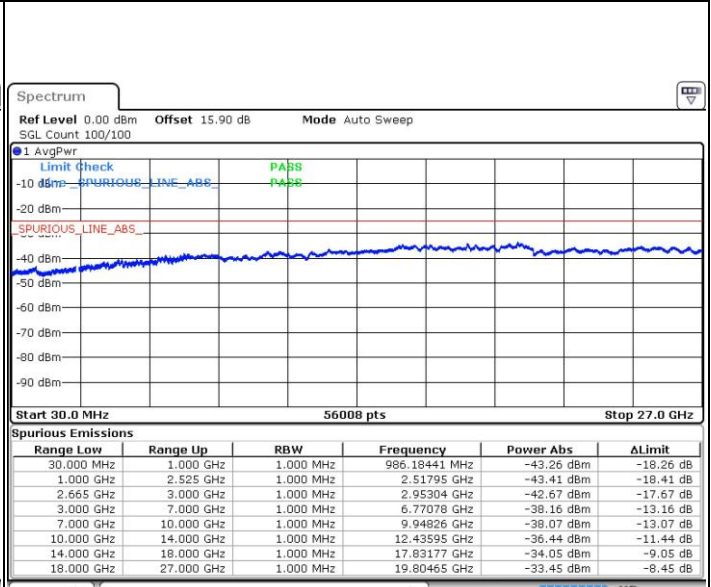
64QAM

Middle Channel / 1RB0 and 1RB99



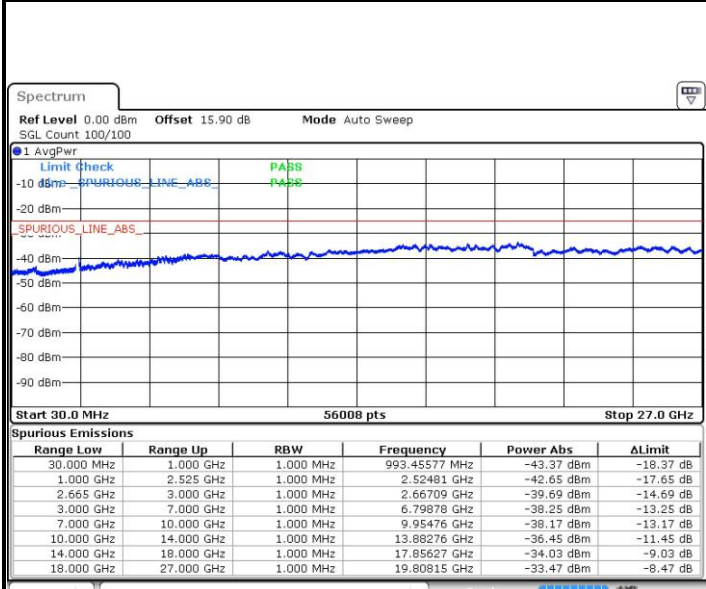
Date: 27.SEP.2018 07:38:14

Middle Channel / 1RB99 and 1RB0



Date: 27.SEP.2018 07:43:14

Middle Channel / FullIRB



Date: 27.SEP.2018 07:37:14

N/A

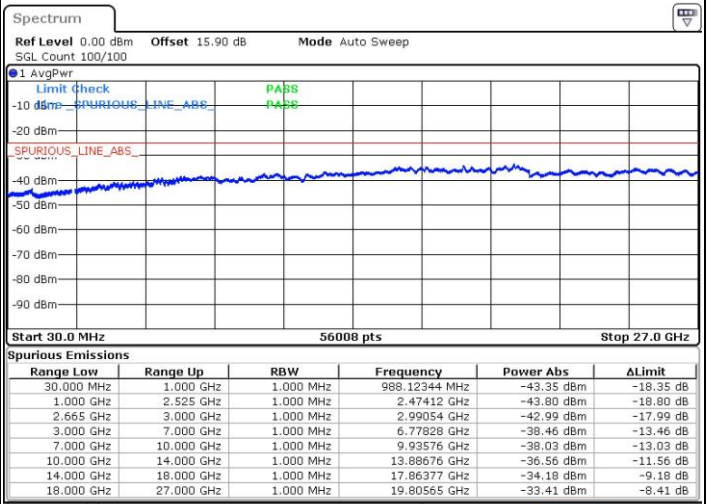
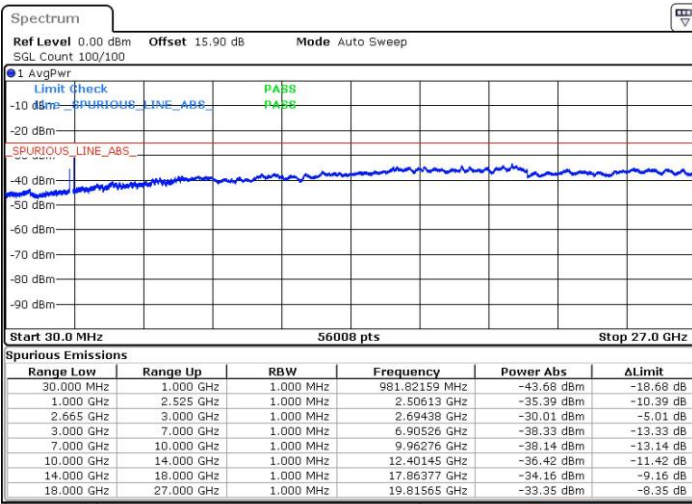


LTE Band 38 / 20MHz+20MHz

64QAM

Highest Channel / 1RB0 and 1RB99

Highest Channel / 1RB99 and 1RB0

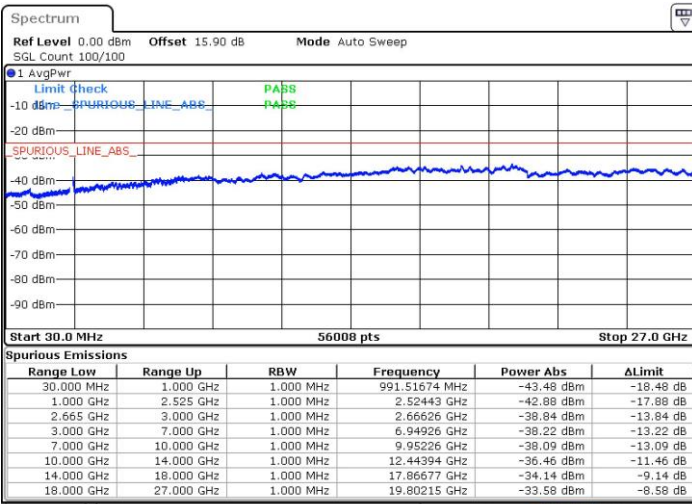


Date: 27.SEP.2018 07:15:21

Date: 27.SEP.2018 07:14:21

Highest Channel / FullIRB

N/A



Date: 27.SEP.2018 07:21:31



## Appendix B. Test Results of ERP/EIRP and Radiated Test

### ERP/EIRP

LTE Band 5_CA / 10 + 10 MHz (GT - LC = -2.9 dB)									
Channel	Mode	PCC		SCC		Conducted		ERP	
		RB		RB		Power (dBm)	Power (Watts)	ERP(dBm)	ERP(W)
		Size	Offset	Size	Offset				
Lowest	QPSK	0	0	1	49	23.90	0.2455	18.85	0.0767
Middle		0	0	1	49	24.00	0.2512	18.95	0.0785
Highest		0	0	1	49	23.90	0.2455	18.85	0.0767
Lowest	16QAM	0	0	1	49	23.90	0.2455	18.85	0.0767
Middle		0	0	1	49	23.50	0.2239	18.45	0.0700
Highest		0	0	1	49	23.50	0.2239	18.45	0.0700
Lowest	64QAM	1	0	0	0	22.80	0.1905	17.75	0.0596
Middle		1	0	0	0	22.50	0.1778	17.45	0.0556
Highest		1	0	0	0	23.00	0.1995	17.95	0.0624
Limit	ERP < 7W					Result		PASS	

LTE Band 5_CA / 10 + 5 MHz (GT - LC = -2.9 dB)									
Channel	Mode	PCC		SCC		Conducted		ERP	
		RB		RB		Power (dBm)	Power (Watts)	ERP(dBm)	ERP(W)
		Size	Offset	Size	Offset				
Lowest	QPSK	1	49	1	0	21.40	0.1380	16.35	0.0432
Middle		1	49	1	0	21.50	0.1413	16.45	0.0442
Highest		1	49	1	0	21.40	0.1380	16.35	0.0432
Lowest	16QAM	1	49	1	0	21.20	0.1318	16.15	0.0412
Middle		1	49	1	0	21.10	0.1288	16.05	0.0403
Highest		1	49	1	0	21.20	0.1318	16.15	0.0412
Lowest	64QAM	1	49	1	0	19.30	0.0851	14.25	0.0266
Middle		1	49	1	0	19.20	0.0832	14.15	0.0260
Highest		1	49	1	0	19.30	0.0851	14.25	0.0266
Limit	ERP < 7W					Result		PASS	

LTE Band 5_CA / 5 + 10 MHz (GT - LC = -2.9 dB)									
Channel	Mode	PCC		SCC		Conducted		ERP	
		RB		RB		Power (dBm)	Power (Watts)	ERP(dBm)	ERP(W)
		Size	Offset	Size	Offset				
Lowest	QPSK	1	49	1	0	21.50	0.1413	18.60	0.0724
Middle		1	49	1	0	21.40	0.1380	18.50	0.0708
Highest		1	49	1	0	21.50	0.1413	18.60	0.0724
Lowest	16QAM	1	49	1	0	21.20	0.1318	18.30	0.0676
Middle		1	49	1	0	21.10	0.1288	18.20	0.0661
Highest		1	49	1	0	21.20	0.1318	18.30	0.0676
Lowest	64QAM	1	49	1	0	19.30	0.0851	16.40	0.0437
Middle		1	49	1	0	19.20	0.0832	16.30	0.0427
Highest		1	49	1	0	19.30	0.0851	16.40	0.0437
Limit	EIRP < 7W					Result		PASS	



LTE Band 7_CA / 20+20 MHz (GT - LC = 0.9 dB)									
Channel	Mode	PCC		SCC		Conducted		EIRP	
		RB		RB					
		Size	Offset	Size	Offset	Power (dBm)	Power (Watts)	EIRP(dBm)	EIRP(W)
Lowest	QPSK	1	99	1	0	23.36	0.2168	24.26	0.2667
Middle		1	99	1	0	23.49	0.2234	24.39	0.2748
Highest		1	99	1	0	23.39	0.2183	24.29	0.2685
Lowest	16QAM	1	99	1	0	22.69	0.1858	23.59	0.2286
Middle		1	99	1	0	23.07	0.2028	23.97	0.2495
Highest		1	99	1	0	22.82	0.1914	23.72	0.2355
Lowest	64QAM	1	99	1	0	20.86	0.1219	21.76	0.1500
Middle		1	99	1	0	20.89	0.1227	21.79	0.1510
Highest		1	99	1	0	22.23	0.1671	23.13	0.2056
Limit	EIRP < 2W				Result		PASS		

LTE Band 7_CA / 20+15 MHz (GT - LC = 0.9 dB)									
Channel	Mode	PCC		SCC		Conducted		EIRP	
		RB		RB					
		Size	Offset	Size	Offset	Power (dBm)	Power (Watts)	EIRP(dBm)	EIRP(W)
Lowest	QPSK	1	99	1	0	23.39	0.2183	24.29	0.2685
Middle		1	99	1	0	23.48	0.2228	24.38	0.2742
Highest		1	99	1	0	23.43	0.2203	24.33	0.2710
Lowest	16QAM	1	99	1	0	22.96	0.1977	23.86	0.2432
Middle		1	99	1	0	22.88	0.1941	23.78	0.2388
Highest		1	99	1	0	22.88	0.1941	23.78	0.2388
Lowest	64QAM	1	99	1	0	20.83	0.1211	21.73	0.1489
Middle		1	99	1	0	20.78	0.1197	21.68	0.1472
Highest		1	99	1	0	20.93	0.1239	21.83	0.1524
Limit	EIRP < 2W				Result		PASS		

LTE Band 7_CA / 15 + 20 MHz (GT - LC = 0.9 dB)									
Channel	Mode	PCC		SCC		Conducted		EIRP	
		RB		RB					
		Size	Offset	Size	Offset	Power (dBm)	Power (Watts)	EIRP(dBm)	EIRP(W)
Lowest	QPSK	1	74	1	0	23.46	0.2218	24.36	0.2729
Middle		1	74	1	0	23.42	0.2198	24.32	0.2704
Highest		1	74	1	0	23.49	0.2234	24.39	0.2748
Lowest	16QAM	1	74	1	0	22.92	0.1959	23.82	0.2410
Middle		1	74	1	0	22.89	0.1945	23.79	0.2393
Highest		1	74	1	0	22.92	0.1959	23.82	0.2410
Lowest	64QAM	1	74	1	0	20.96	0.1247	21.86	0.1535
Middle		1	74	1	0	20.87	0.1222	21.77	0.1503
Highest		1	74	1	0	20.91	0.1233	21.81	0.1517
Limit	EIRP < 2W				Result		PASS		



LTE Band 7_CA / 20 + 10 MHz (GT - LC = 0.9 dB)									
Channel	Mode	PCC		SCC		Conducted		EIRP	
		RB		RB					
		Size	Offset	Size	Offset	Power (dBm)	Power (Watts)	EIRP(dBm)	EIRP(W)
Lowest	QPSK	1	99	1	0	23.37	0.2173	24.27	0.2673
Middle		1	99	1	0	23.41	0.2193	24.31	0.2698
Highest		1	99	1	0	23.39	0.2183	24.29	0.2685
Lowest	16QAM	1	99	1	0	22.83	0.1919	23.73	0.2360
Middle		1	99	1	0	22.91	0.1954	23.81	0.2404
Highest		1	99	1	0	22.86	0.1932	23.76	0.2377
Lowest	64QAM	1	99	1	0	20.81	0.1205	21.71	0.1483
Middle		1	99	1	0	20.93	0.1239	21.83	0.1524
Highest		1	99	1	0	20.92	0.1236	21.82	0.1521
Limit	EIRP < 2W				Result		PASS		

LTE Band 7_CA / 10 + 20 MHz (GT - LC = 0.9 dB)									
Channel	Mode	PCC		SCC		Conducted		EIRP	
		RB		RB					
		Size	Offset	Size	Offset	Power (dBm)	Power (Watts)	EIRP(dBm)	EIRP(W)
Lowest	QPSK	1	49	1	0	23.22	0.2099	24.12	0.2582
Middle		1	49	1	0	23.23	0.2104	24.13	0.2588
Highest		1	49	1	0	23.28	0.2128	24.18	0.2618
Lowest	16QAM	1	49	1	0	22.72	0.1871	23.62	0.2301
Middle		1	49	1	0	22.69	0.1858	23.59	0.2286
Highest		1	49	1	0	22.81	0.1910	23.71	0.2350
Lowest	64QAM	1	49	1	0	20.73	0.1183	21.63	0.1455
Middle		1	49	1	0	20.71	0.1178	21.61	0.1449
Highest		1	49	1	0	20.88	0.1225	21.78	0.1507
Limit	EIRP < 2W				Result		PASS		

LTE Band 7_CA / 15 + 15 MHz (GT - LC = 0.9 dB)									
Channel	Mode	PCC		SCC		Conducted		EIRP	
		RB		RB					
		Size	Offset	Size	Offset	Power (dBm)	Power (Watts)	EIRP(dBm)	EIRP(W)
Lowest	QPSK	1	74	1	0	23.71	0.2350	24.61	0.2891
Middle		1	74	1	0	23.69	0.2339	24.59	0.2877
Highest		1	74	1	0	23.78	0.2388	24.68	0.2938
Lowest	16QAM	1	74	1	0	22.78	0.1897	23.68	0.2333
Middle		1	74	1	0	22.75	0.1884	23.65	0.2317
Highest		1	74	1	0	22.83	0.1919	23.73	0.2360
Lowest	64QAM	1	74	1	0	20.93	0.1239	21.83	0.1524
Middle		1	74	1	0	20.88	0.1225	21.78	0.1507
Highest		1	74	1	0	20.91	0.1233	21.81	0.1517
Limit	EIRP < 2W				Result		PASS		





LTE Band 7_CA / 15 + 10 MHz (GT - LC = 0.9 dB)									
Channel	Mode	PCC		SCC		Conducted		EIRP	
		RB		RB					
		Size	Offset	Size	Offset	Power (dBm)	Power (Watts)	EIRP(dBm)	EIRP(W)
Lowest	QPSK	1	74	1	0	23.56	0.2270	24.46	0.2793
Middle		1	74	1	0	23.53	0.2254	24.43	0.2773
Highest		1	74	1	0	23.55	0.2265	24.45	0.2786
Lowest	16QAM	1	74	1	0	22.89	0.1945	23.79	0.2393
Middle		1	74	1	0	22.91	0.1954	23.81	0.2404
Highest		1	74	1	0	22.89	0.1945	23.79	0.2393
Lowest	64QAM	1	74	1	0	20.97	0.1250	21.87	0.1538
Middle		1	74	1	0	20.89	0.1227	21.79	0.1510
Highest		1	74	1	0	20.92	0.1236	21.82	0.1521
Limit	EIRP < 2W					Result		PASS	



LTE Band 38_CA / 20 + 20 MHz (GT - LC = 0.6 dB)									
Channel	Mode	PCC		SCC		Conducted		EIRP	
		RB		RB		Power (dBm)	Power (Watts)	EIRP(dBm)	EIRP(W)
		Size	Offset	Size	Offset				
Lowest	QPSK	1	74	1	0	22.60	0.1820	23.20	0.2089
Middle		1	74	1	0	20.50	0.1122	21.10	0.1288
Highest		1	74	1	0	21.50	0.1413	22.10	0.1622
Lowest	16QAM	1	74	1	0	22.40	0.1738	23.00	0.1995
Middle		1	74	1	0	20.40	0.1096	21.00	0.1259
Highest		1	74	1	0	21.30	0.1349	21.90	0.1549
Lowest	64QAM	1	74	1	0	20.80	0.1202	21.40	0.1380
Middle		1	74	1	0	19.00	0.0794	19.60	0.0912
Highest		1	74	1	0	19.50	0.0891	20.10	0.1023
Limit	EIRP < 2W					Result		PASS	

LTE Band 38_CA / 15 + 15 MHz (GT - LC = 0.6 dB)									
Channel	Mode	PCC		SCC		Conducted		EIRP	
		RB		RB		Power (dBm)	Power (Watts)	EIRP(dBm)	EIRP(W)
		Size	Offset	Size	Offset				
Lowest	QPSK	1	74	1	0	22.70	0.1862	23.30	0.2138
Middle		1	74	1	0	20.50	0.1122	21.10	0.1288
Highest		1	74	1	0	21.60	0.1445	22.20	0.1660
Lowest	16QAM	1	74	1	0	22.30	0.1698	22.90	0.1950
Middle		1	74	1	0	20.30	0.1072	20.90	0.1230
Highest		1	74	1	0	21.30	0.1349	21.90	0.1549
Lowest	64QAM	1	74	1	0	20.90	0.1230	21.50	0.1413
Middle		1	74	1	0	19.10	0.0813	19.70	0.0933
Highest		1	74	1	0	20.00	0.1000	20.60	0.1148
Limit	EIRP < 2W					Result		PASS	



**Radiated Spurious Emission**

<For Main Antenna>

**LTE Band CA-5**

LTE Band CA_5 / 10MHz + 10MHz / QPSK									
Channel	Frequency ( MHz )	ERP ( dBm )	Limit ( dBm )	Over Limit ( dB )	SPA Reading (dBm)	S.G. Power ( dBm )	TX Cable loss ( dB )	TX Antenna Gain (dBi)	Polarization (H/V)
Lowest	1648	-62.86	-13	-49.86	-75.38	-68.25	1.23	8.76	H
	2472	-51.51	-13	-38.51	-66.84	-58.40	1.44	10.48	H
	3293	-59.70	-13	-46.70	-76.77	-67.63	1.70	11.78	H
									H
									H
									H
									H
	1648	-65.44	-13	-52.44	-75.67	-70.83	1.23	8.76	V
	2472	-55.90	-13	-42.90	-70.62	-62.79	1.44	10.48	V
	3293	-59.86	-13	-46.86	-76.48	-67.79	1.70	11.78	V
									V
									V
									V
									V



Middle	1672	-62.32	-13	-49.32	-75.08	-67.79	1.24	8.85	H
	2512	-48.10	-13	-35.10	-63.25	-55.02	1.44	10.51	H
	3348	-59.46	-13	-46.46	-76.32	-67.51	1.75	11.94	H
									H
									H
									H
									H
	1672	-64.94	-13	-51.94	-75.28	-70.41	1.24	8.85	V
	2512	-48.78	-13	-35.78	-63.48	-55.70	1.44	10.51	V
	3348	-60.11	-13	-47.11	-76.51	-68.16	1.75	11.94	V
									V
									V
									V
									V
Highest	1680	-62.39	-13	-49.39	-75.38	-67.89	1.24	8.88	H
	2520	-48.05	-13	-35.05	-63.14	-54.98	1.44	10.52	H
	3360	-59.40	-13	-46.40	-76.27	-67.47	1.76	11.98	H
									H
									H
									H
									H
	1680	-64.74	-13	-51.74	-75.19	-70.24	1.24	8.88	V
	2520	-50.12	-13	-37.12	-64.81	-57.05	1.44	10.52	V
	3360	-59.85	-13	-46.85	-76.26	-67.92	1.76	11.98	V
									V
									V
									V
									V
								V	

Remark: Spurious emissions within 30-1000MHz were found more than 20dB below limit line.



**LTE Band CA-7**

LTE Band CA_7 / 20MHz + 20MHz / QPSK									
Channel	Frequency ( MHz )	EIRP ( dBm )	Limit ( dBm )	Over Limit ( dB )	SPA Reading (dBm)	S.G. Power ( dBm )	TX Cable loss ( dB )	TX Antenna Gain (dBi)	Polarization (H/V)
Lowest	5004	-66.09	-25	-41.09	-57.65	-75.83	2.36	12.10	H
	7500	-47.10	-25	-22.10	-44.8	-54.98	2.12	10.00	H
	10008	-53.78	-25	-28.78	-55.3	-63.77	1.81	11.80	H
	12504	-49.11	-25	-24.11	-48.39	-59.86	2.55	13.30	H
	15011	-47.98	-25	-22.98	-50.34	-58.47	2.66	13.16	H
	17507	-47.61	-25	-22.61	-58.17	-57.92	2.33	12.64	H
									H
	5004	-60.49	-25	-35.49	-52.07	-70.23	2.36	12.10	V
	7500	-48.02	-25	-23.02	-44.88	-55.90	2.12	10.00	V
	10008	-50.07	-25	-25.07	-50.48	-60.06	1.81	11.80	V
	12504	-49.26	-25	-24.26	-47.91	-60.01	2.55	13.30	V
	15011	-40.69	-25	-15.69	-44.63	-51.18	2.66	13.16	V
	17507	-41.54	-25	-16.54	-53.38	-51.85	2.33	12.64	V
									V
Middle	5052	-64.74	-25	-39.74	-56.29	-74.51	2.34	12.11	H
	7584	-54.24	-25	-29.24	-51.67	-62.43	2.11	10.30	H
	10104	-54.70	-25	-29.70	-55.94	-64.58	1.96	11.84	H
	12636	-51.26	-25	-26.26	-50.83	-61.86	2.54	13.14	H
	15161	-44.99	-25	-19.99	-47.82	-56.32	2.58	13.91	H
	17679	-45.28	-25	-20.28	-56.47	-53.98	2.46	11.16	H
									H
	5052	-58.28	-25	-33.28	-49.82	-68.05	2.34	12.11	V
	7584	-52.93	-25	-27.93	-49.86	-61.12	2.11	10.30	V
	10104	-52.30	-25	-27.30	-52.58	-62.18	1.96	11.84	V
	12636	-49.55	-25	-24.55	-48.37	-60.15	2.54	13.14	V
	15161	-39.56	-25	-14.56	-43.33	-50.89	2.58	13.91	V
	17679	-39.19	-25	-14.19	-53.14	-47.89	2.46	11.16	V
									V



Highest	5100	-64.28	-25	-39.28	-55.8	-74.08	2.32	12.12	H
	7656	-52.23	-25	-27.23	-49.45	-60.68	2.11	10.56	H
	10200	-56.78	-25	-31.78	-57.79	-66.54	2.12	11.88	H
	12756	-51.90	-25	-26.90	-51.7	-62.36	2.53	12.99	H
	15310.5	-46.96	-25	-21.96	-50.25	-59.11	2.50	14.65	H
	17863.5	-46.12	-25	-21.12	-58.01	-53.10	2.60	9.58	H
									H
	5100	-58.78	-25	-33.78	-50.26	-68.58	2.32	12.12	V
	7656	-49.92	-25	-24.92	-46.72	-58.37	2.11	10.56	V
	10200	-52.80	-25	-27.80	-52.97	-62.56	2.12	11.88	V
	12756	-50.20	-25	-25.20	-49.17	-60.66	2.53	12.99	V
	15310.5	-41.18	-25	-16.18	-44.77	-53.33	2.50	14.65	V
	17863.5	-38.88	-25	-13.88	-55.15	-45.86	2.60	9.58	V
									V

Remark: Spurious emissions within 30-1000MHz were found more than 20dB below limit line.



**LTE Band CA-7 (For WPC)**

LTE Band CA_7 / 20MHz + 20MHz / QPSK									
Channel	Frequency ( MHz )	EIRP ( dBm )	Limit ( dBm )	Over Limit ( dB )	SPA Reading (dBm)	S.G. Power ( dBm )	TX Cable loss ( dB )	TX Antenna Gain (dBi)	Polarization (H/V)
Highest	5100	-66.84	-25	-41.84	-58.36	-76.64	2.32	12.12	H
	7656	-52.31	-25	-27.31	-49.53	-60.76	2.11	10.56	H
	10200	-57.62	-25	-32.62	-58.63	-67.38	2.12	11.88	H
	12756	-49.58	-25	-24.58	-49.38	-60.04	2.53	12.99	H
	15311	-45.75	-25	-20.75	-49.04	-57.91	2.50	14.66	H
	17852	-47.40	-25	-22.40	-59.26	-54.49	2.59	9.67	H
									H
	5100	-61.38	-25	-36.38	-52.86	-71.18	2.32	12.12	V
	7656	-49.25	-25	-24.25	-46.05	-57.70	2.11	10.56	V
	10200	-52.50	-25	-27.50	-52.67	-62.26	2.12	11.88	V
	12756	-51.30	-25	-26.30	-50.27	-61.76	2.53	12.99	V
	15311	-42.39	-25	-17.39	-45.98	-54.55	2.50	14.66	V
	17852	-37.96	-25	-12.96	-54.23	-45.05	2.59	9.67	V
									V

Remark: Spurious emissions within 30-1000MHz were found more than 20dB below limit line.



**LTE Band CA-38**

LTE Band CA_38 / 20MHz + 20MHz / QPSK									
Channel	Frequency ( MHz )	EIRP ( dBm )	Limit ( dBm )	Over Limit ( dB )	SPA Reading (dBm)	S.G. Power ( dBm )	TX Cable loss ( dB )	TX Antenna Gain (dBi)	Polarization (H/V)
Lowest	5148	-66.55	-25	-41.55	-58.05	-76.38	2.30	12.13	H
	7716	-53.94	-25	-28.94	-51	-62.60	2.11	10.78	H
	10284	-55.88	-25	-30.88	-56.66	-65.54	2.25	11.91	H
	12852	-52.55	-25	-27.55	-52.56	-62.91	2.52	12.88	H
	15425	-44.16	-25	-19.16	-47.84	-56.95	2.43	15.23	H
	18001	-45.02	-25	-20.02	-57.45	-50.72	2.70	8.40	H
									H
	5148	-67.69	-25	-42.69	-59.12	-77.52	2.30	12.13	V
	7716	-56.13	-25	-31.13	-52.77	-64.79	2.11	10.78	V
	10284	-58.41	-25	-33.41	-58.48	-68.07	2.25	11.91	V
	12852	-55.82	-25	-30.82	-54.9	-66.18	2.52	12.88	V
	15425	-52.47	-25	-27.47	-55.89	-65.26	2.43	15.23	V
	18001	-42.41	-25	-17.41	-60.56	-48.11	2.70	8.40	V
									V
Middle	5148	-66.13	-25	-41.13	-57.63	-75.96	2.30	12.13	H
	7728	-53.60	-25	-28.60	-50.64	-62.31	2.11	10.82	H
	10308	-54.60	-25	-29.60	-55.3	-64.24	2.29	11.92	H
	12876	-52.41	-25	-27.41	-52.48	-62.74	2.52	12.85	H
	15460	-48.31	-25	-23.31	-52.11	-61.30	2.41	15.40	H
									H
									H
	5148	-67.51	-25	-42.51	-58.94	-77.34	2.30	12.13	V
	7728	-56.62	-25	-31.62	-53.24	-65.33	2.11	10.82	V
	10308	-58.18	-25	-33.18	-58.2	-67.82	2.29	11.92	V
	12876	-53.82	-25	-28.82	-52.94	-64.15	2.52	12.85	V
	15460	-55.91	-25	-30.91	-59.29	-68.90	2.41	15.40	V
									V
									V





Highest	5208	-66.81	-25	-41.81	-58.27	-76.68	2.27	12.14	H
	7800	-54.80	-25	-29.80	-51.66	-63.77	2.11	11.08	H
	10404	-53.46	-25	-28.46	-53.93	-62.98	2.44	11.96	H
	13008	-52.25	-25	-27.25	-52.57	-62.44	2.51	12.70	H
	15609.5	-50.41	-25	-25.41	-54.44	-63.95	2.43	15.97	H
									H
									H
	5208	-67.63	-25	-42.63	-58.98	-77.50	2.27	12.14	V
	7800	-55.90	-25	-30.90	-52.35	-64.87	2.11	11.08	V
	10404	-58.63	-25	-33.63	-58.54	-68.15	2.44	11.96	V
	13008	-55.46	-25	-30.46	-54.73	-65.65	2.51	12.70	V
	15609.5	-54.92	-25	-29.92	-58.24	-68.46	2.43	15.97	V
									V
									V

Remark: Spurious emissions within 30-1000MHz were found more than 20dB below limit line.



<For Aux. Antenna>

**LTE Band CA-5**

LTE Band CA_5 / 10MHz + 10MHz / QPSK									
Channel	Frequency ( MHz )	ERP ( dBm )	Limit ( dBm )	Over Limit ( dB )	SPA Reading (dBm)	S.G. Power ( dBm )	TX Cable loss ( dB )	TX Antenna Gain (dBi)	Polarization (H/V)
Lowest	1648	-63.03	-13	-50.03	-75.55	-68.42	1.23	8.76	H
	2472	-60.37	-13	-47.37	-75.7	-67.26	1.44	10.48	H
	3293	-59.02	-13	-46.02	-76.09	-66.95	1.70	11.78	H
									H
									H
									H
	1648	-65.20	-13	-52.20	-75.43	-70.59	1.23	8.76	V
	2472	-60.65	-13	-47.65	-75.37	-67.54	1.44	10.48	V
	3293	-59.86	-13	-46.86	-76.48	-67.79	1.70	11.78	V
									V
									V
									V
									V
									V



Middle	1672	-62.09	-13	-49.09	-74.85	-67.56	1.24	8.85	H
	2512	-60.67	-13	-47.67	-75.82	-67.59	1.44	10.51	H
	3348	-59.14	-13	-46.14	-76	-67.19	1.75	11.94	H
									H
									H
									H
									H
	1672	-64.68	-13	-51.68	-75.02	-70.15	1.24	8.85	V
	2512	-61.15	-13	-48.15	-75.85	-68.07	1.44	10.51	V
	3348	-59.77	-13	-46.77	-76.17	-67.82	1.75	11.94	V
									V
									V
									V
									V
Highest	1680	-61.98	-13	-48.98	-74.97	-67.48	1.24	8.88	H
	2520	-60.68	-13	-47.68	-75.77	-67.61	1.44	10.52	H
	3360	-59.12	-13	-46.12	-75.99	-67.19	1.76	11.98	H
									H
									H
									H
									H
	1680	-64.87	-13	-51.87	-75.32	-70.37	1.24	8.88	V
	2520	-61.23	-13	-48.23	-75.92	-68.16	1.44	10.52	V
	3360	-59.68	-13	-46.68	-76.09	-67.75	1.76	11.98	V
									V
									V
									V
									V
								V	

Remark: Spurious emissions within 30-1000MHz were found more than 20dB below limit line.