

HAC_E_Dipole_835

DUT: HAC-Dipole 835 MHz

Communication System: CW; Frequency: 835 MHz; Duty Cycle: 1:1
 Medium: Air Medium parameters used: $\sigma = 0$ S/m, $\epsilon_r = 1$; $\rho = 0$ kg/m³
 Ambient Temperature : 23.5 °C

DASY5 Configuration:

- Probe: ER3DV6 - SN2358; ConvF(1, 1, 1); Calibrated: 2018/1/19;
- Sensor-Surface: (Fix Surface)
- Electronics: DAE4 Sn1399; Calibrated: 2017/11/16
- Phantom: HAC Test Arch with AMCC; Type: SD HAC P01 BA;
- Measurement SW: DASY52, Version 52.10 (0); SEMCAD X Version 14.6.10 (7417)

E Scan - measurement distance from the probe sensor center to CD835 = 10mm & 15mm/Hearing Aid Compatibility Test at 15mm distance (41x361x1): Interpolated grid:

dx=0.5000 mm, dy=0.5000 mm

Device Reference Point: 0, 0, -6.3 mm

Reference Value = 123.7 V/m; Power Drift = -0.01 dB

PMR not calibrated. PMF = 1.000 is applied.

E-field emissions = 110.4 V/m

Average value of Total=(110.4+109) / 2 = 109.7 V/m

PMF scaled E-field

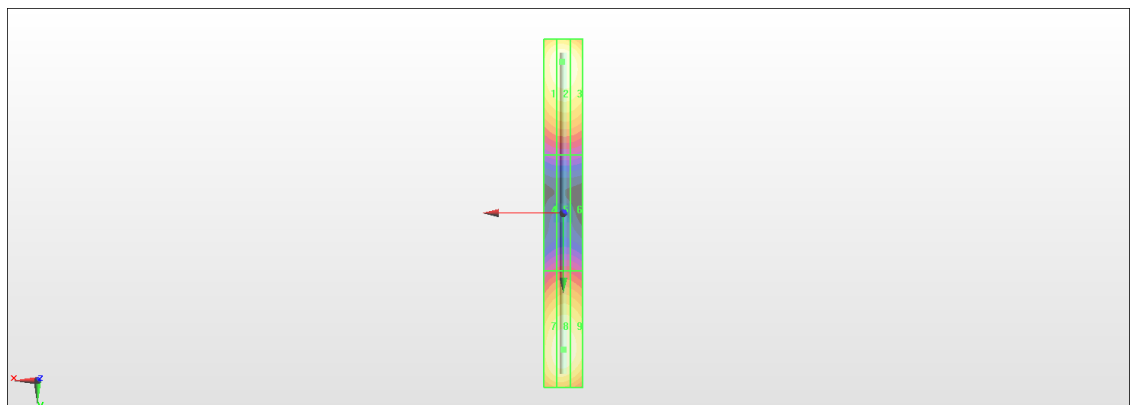
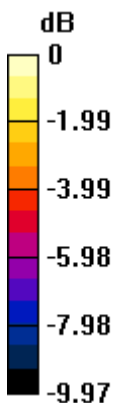
Grid 1 M4 108.7 V/m	Grid 2 M4 110.4 V/m	Grid 3 M4 108.2 V/m
Grid 4 M4 62.51 V/m	Grid 5 M4 63.79 V/m	Grid 6 M4 63.24 V/m
Grid 7 M4 106.5 V/m	Grid 8 M4 109.0 V/m	Grid 9 M4 107.1 V/m

Cursor:

Total = 110.4 V/m

E Category: M4

Location: 0.5, -78, 9.7 mm



0 dB = 110.4 V/m = 40.86 dBV/m

HAC_E_Dipole_1880

DUT: HAC Dipole 1880 MHz

Communication System: CW; Frequency: 1880 MHz; Duty Cycle: 1:1 Medium: Air

Medium parameters used: $\sigma = 0$ S/m, $\epsilon_r = 1$; $\rho = 0$ kg/m³

Ambient Temperature : 23.5 °C

DASY5 Configuration:

- Probe: ER3DV6 - SN2358; ConvF(1, 1, 1); Calibrated: 2018/1/19;
- Sensor-Surface: (Fix Surface)
- Electronics: DAE4 Sn1399; Calibrated: 2017/11/16
- Phantom: HAC Test Arch with AMCC; Type: SD HAC P01 BA;
- Measurement SW: DASY52, Version 52.10 (0); SEMCAD X Version 14.6.10 (7417)

E Scan - measurement distance from the probe sensor center to CD1880 = 10mm & 15mm/Hearing Aid Compatibility Test at 15mm distance (41x181x1): Interpolated grid:

dx=0.5000 mm, dy=0.5000 mm

Device Reference Point: 0, 0, -6.3 mm

Reference Value = 136.0 V/m; Power Drift = 0.01 dB

PMR not calibrated. PMF = 1.000 is applied.

E-field emissions = 88.70 V/m

Average value of Total=(84.2+88.7) / 2 = 86.45 V/m

PMF scaled E-field

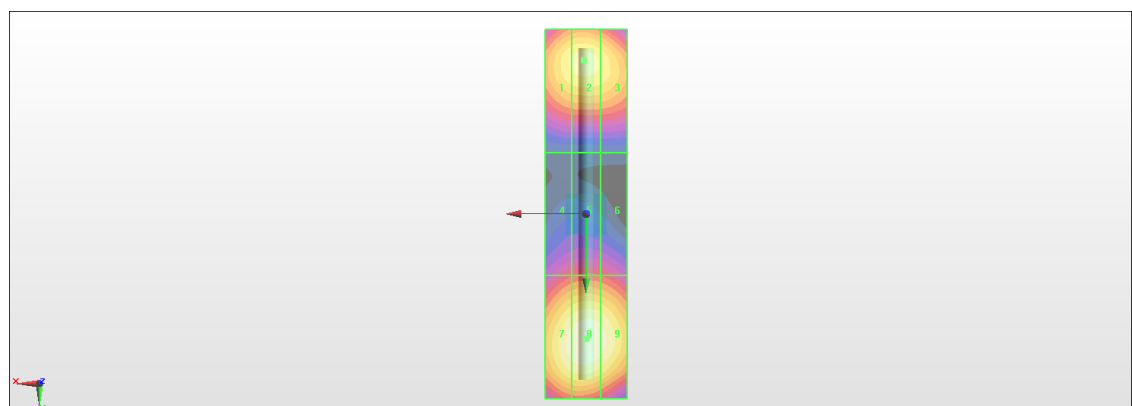
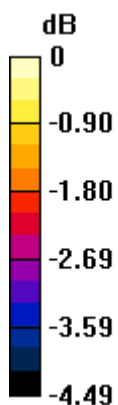
Grid 1 M3 83.30 V/m	Grid 2 M3 84.20 V/m	Grid 3 M3 82.56 V/m
Grid 4 M3 69.50 V/m	Grid 5 M3 70.63 V/m	Grid 6 M3 69.87 V/m
Grid 7 M3 87.22 V/m	Grid 8 M3 88.70 V/m	Grid 9 M3 87.20 V/m

Cursor:

Total = 88.70 V/m

E Category: M3

Location: 0, 30.5, 9.7 mm



0 dB = 88.70 V/m = 38.96 dBV/m

HAC_E_Dipole_2600

DUT: HAC Dipole 2600 MHz

Communication System: CW ; Frequency: 2600 MHz; Duty Cycle: 1:1

Medium: Air Medium parameters used: $\sigma = 0$ S/m, $\epsilon_r = 1$; $\rho = 0$ kg/m³

Ambient Temperature : 23.3 °C

DASY5 Configuration:

- Probe: ER3DV6 - SN2358; ConvF(1, 1, 1); Calibrated: 2018/1/19;
- Sensor-Surface: (Fix Surface)
- Electronics: DAE4 Sn1399; Calibrated: 2017/11/16
- Phantom: HAC Test Arch with AMCC; Type: SD HAC P01 BA;
- Measurement SW: DASY52, Version 52.10 (0); SEMCAD X Version 14.6.10 (7417)

E Scan - measurement distance from the probe sensor center to CD2600 = 10mm & 15mm/Hearing Aid Compatibility Test at 15mm distance (41x181x1): Interpolated grid:

dx=0.5000 mm, dy=0.5000 mm

Device Reference Point: 0, 0, -6.3 mm

Reference Value = 76.31 V/m; Power Drift = 0.03 dB

PMR not calibrated. PMF = 1.000 is applied.

E-field emissions = 96.49 V/m

Average value of Total=(87.99+96.49) / 2 = 92.24 V/m

PMF scaled E-field

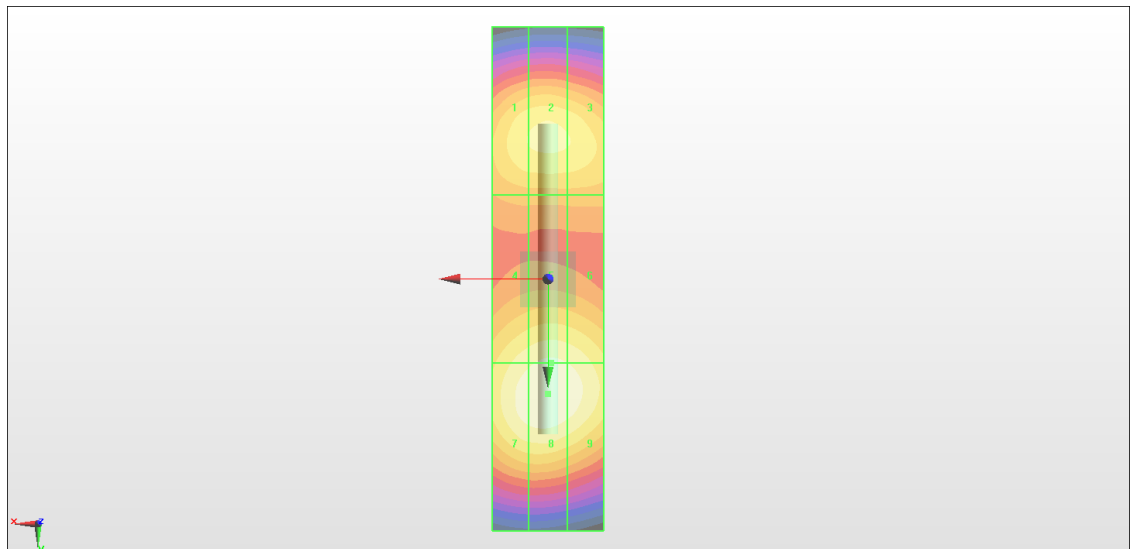
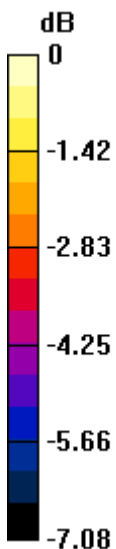
Grid 1 M3 86.80 V/m	Grid 2 M3 87.99 V/m	Grid 3 M3 86.90 V/m
Grid 4 M3 90.42 V/m	Grid 5 M3 92.64 V/m	Grid 6 M3 91.43 V/m
Grid 7 M3 94.61 V/m	Grid 8 M3 96.49 V/m	Grid 9 M3 94.70 V/m

Cursor:

Total = 96.49 V/m

E Category: M3

Location: 0, 20.5, 9.7 mm



0 dB = 96.49 V/m = 39.69 dBV/m