

FCC Radio Test Report

FCC ID: RWO-RZ090421

This report concerns: Original Grant

Project No. : 2111C141
Equipment : Notebook PC
Brand Name : RAZER
Test Model : RZ09-0423
Series Model : N/A
Applicant : Razer Inc.
Address : 9 Pasteur, Suite 100, Irvine, CA92618, USA
Manufacturer : Razer Inc.
Address : 9 Pasteur, Suite 100, Irvine, CA92618, USA
Date of Receipt : Nov. 22, 2021
Date of Test : Nov. 25, 2021 ~ Dec. 14, 2021
Issued Date : Feb. 11, 2022
Report Version : R00
Test Sample : Sample No.: DG20211124175
Standard(s) : FCC CFR Title 47, Part 15, Subpart E
ANSI C63.10-2013
FCC KDB 987594 D02 U-NII 6GHz EMC Measurement v01
FCC KDB 789033 D02 General UNII Test Procedures New Rules v02r01
FCC KDB 662911 D01 Multiple Transmitter Output v02r01

The above equipment has been tested and found compliance with the requirement of the relative standards by BTL Inc.

Vincent Tan

Prepared by : Vincent Tan

Welly Zhou

Approved by : Welly Zhou



TESTING CERT #5123.02

Add: No. 3 Jinshagang 1st Rd. Shixia, Dalang Town Dongguan City, Guangdong 523792
People's Republic of China.
Tel: +86-769-8318-3000
Web: www.newbtl.com

Declaration

BTL represents to the client that testing is done in accordance with standard procedures as applicable and that test instruments used has been calibrated with standards traceable to international standard(s) and/or national standard(s).

BTL's reports apply only to the specific samples tested under conditions. It is manufacture's responsibility to ensure that additional production units of this model are manufactured with the identical electrical and mechanical components. **BTL** shall have no liability for any declarations, inferences or generalizations drawn by the client or others from **BTL** issued reports.

The report must not be used by the client to claim product certification, approval, or endorsement by NVLAP, NIST, A2LA, or any agency of the U.S. Government.

This report is the confidential property of the client. As a mutual protection to the clients, the public and ourselves, the test report shall not be reproduced, except in full, without our written approval.

BTL's laboratory quality assurance procedures are in compliance with the **ISO/IEC 17025** requirements, and accredited by the conformity assessment authorities listed in this test report.

BTL is not responsible for the sampling stage, so the results only apply to the sample as received.

The information, data and test plan are provided by manufacturer which may affect the validity of results, so it is manufacturer's responsibility to ensure that the apparatus meets the essential requirements of applied standards and in all the possible configurations as representative of its intended use.

Limitation

For the use of the authority's logo is limited unless the Test Standard(s)/Scope(s)/Item(s) mentioned in this test report is (are) included in the conformity assessment authorities acceptance respective.

Please note that the measurement uncertainty is provided for informational purpose only and are not use in determining the Pass/Fail results.

Table of Contents	Page
REPORT ISSUED HISTORY	4
1 . SUMMARY OF TEST RESULTS	5
1.1 TEST FACILITY	6
1.2 MEASUREMENT UNCERTAINTY	6
1.3 TEST ENVIRONMENT CONDITIONS	6
2 . GENERAL INFORMATION	7
2.1 GENERAL DESCRIPTION OF EUT	7
2.2 TEST MODES	12
2.3 PARAMETERS OF TEST SOFTWARE	13
2.4 BLOCK DIAGRAM SHOWING THE CONFIGURATION OF SYSTEM TESTED	13
2.5 SUPPORT UNITS	13
3 . RADIATED EMISSIONS	14
3.1 LIMIT	14
3.2 TEST PROCEDURE	14
3.3 DEVIATION FROM TEST STANDARD	15
3.4 TEST SETUP	15
3.5 EUT OPERATION CONDITIONS	16
3.6 TEST RESULTS - 30 MHZ TO 1000 MHZ	16
3.7 TEST RESULTS - ABOVE 1000 MHZ	16
4 . MAXIMUM E.I.R.P.	17
4.1 LIMIT	17
4.2 TEST PROCEDURE	17
4.3 DEVIATION FROM STANDARD	17
4.4 TEST SETUP	17
4.5 EUT OPERATION CONDITIONS	17
4.6 TEST RESULTS	17
5 . MEASUREMENT INSTRUMENTS LIST	18
APPENDIX A - RADIATED EMISSION - 30 MHZ TO 1000 MHZ	19
APPENDIX B - RADIATED EMISSION - ABOVE 1000 MHZ	22
APPENDIX C - MAXIMUM E.I.R.P.	179

REPORT ISSUED HISTORY

Report Version	Description	Issued Date
R00	Original Issue.	Feb. 11, 2022

1. SUMMARY OF TEST RESULTS

Test procedures according to the technical standard(s):

FCC CFR Title 47, Part 15, Subpart E				
Standard(s) Section	Test Item	Test Result	Judgment	Remark
15.207 15.407(b)	AC Power Line Conducted Emissions	-----	PASS	-----
15.407(b) 15.205(a) 15.209(a)	Radiated Emissions	Appendix A Appendix B	PASS	-----
15.407(a)	Bandwidth	-----	PASS	-----
15.407(a)	Maximum e.i.r.p.	Appendix C	PASS	-----
15.407(a)	Maximum Power Spectral Density (e.i.r.p.)	-----	PASS	-----
15.407(b)	In-Band Emission (Mask)	-----	PASS	-----
15.407(d)	Contention Based Protocol	-----	PASS	-----
15.407(g)	Frequency Stability	-----	PASS	-----
15.203 15.407(a)	Antenna Requirements	-----	PASS	NOTE (2) NOTE (3)

Note:

- (1) "N/A" denotes test is not applicable in this test report.
- (2) The device what use a permanently attached antenna were considered sufficient to comply with the provisions of 15.203.
- (3) The device employ a permanently attached integrated antenna.
- (4) Device Type:
 - Indoor access point
 - Subordinate device (operating under control of a low-power indoor access point)
 - Indoor client (operating under control of a low-power indoor access point)
 - Dual client (operating under control of either a low-power indoor access point or standard power access point)
 - Standard power access point
 - Standard client (operating under control of a Standard power access point)
 - Fixed client (operating under control of a Standard power access point)
- (5) In this report only the worst cases of radiated spurious emissions and power were evaluated and recorded. For the test results of all other test items please refer to module test report.

1.1 TEST FACILITY

The test facilities used to collect the test data in this report is at the location of No. 3 Jinshagang 1st Rd. Shixia, Dalang Town Dongguan City, Guangdong 523792 People's Republic of China.

BTL's Registration Number for FCC: 357015

BTL's Designation Number for FCC: CN1240

1.2 MEASUREMENT UNCERTAINTY

ISO/IEC 17025 requires that an estimate of the measurement uncertainties associated with the emissions test results be included in the report. The measurement uncertainties given below are based on a 95% confidence level (based on a coverage factor (k=2))

The BTL measurement uncertainty as below table:

A. Radiated emissions test:

Test Site	Method	Measurement Frequency Range	Ant. H / V	U,(dB)
DG-CB03 (3m)	CISPR	30MHz ~ 200MHz	V	4.36
		30MHz ~ 200MHz	H	3.32
		200MHz ~ 1,000MHz	V	4.08
		200MHz ~ 1,000MHz	H	3.96

Test Site	Method	Measurement Frequency Range	U,(dB)
DG-CB03 (3m)	CISPR	1GHz ~ 6GHz	3.80
		6GHz ~ 18GHz	4.82

Test Site	Method	Measurement Frequency Range	U,(dB)
DG-CB03 (1m)	CISPR	18 ~ 26.5 GHz	3.62
		26.5 ~ 40 GHz	4.00

B. Other Measurement test:

Test Item	Uncertainty
Maximum e.i.r.p.	±0.95 dB
Temperature	±0.08 °C
Humidity	±1.5%


Note: Unless specifically mentioned, the uncertainty of measurement has not been taken into account to declare the compliance or non-compliance to the specification.

1.3 TEST ENVIRONMENT CONDITIONS

Test Item	Temperature	Humidity	Test Voltage	Tested By
Radiated Emissions-30MHz to 1000MHz	22°C	43%	AC 120V/60Hz	Hayden Chen
Radiated Emissions-Above 1000 MHz	20°C~22°C	44%	AC 120V/60Hz	Chen Mo
Maximum e.i.r.p.	24°C	52%	AC 120V/60Hz	Ansel Yang

2. GENERAL INFORMATION

2.1 GENERAL DESCRIPTION OF EUT

Equipment	Notebook PC
Brand Name	RAZER
Test Model	RZ09-0423
Series Model	N/A
Model Difference(s)	N/A
Power Source	1# DC voltage supplied from AC adapter. Model: RC30-042302 2# Supplied from battery. Model: RC30-0423
Power Rating	1# I/P: 100-240V,4A ,50/60Hz O/P: 19.5V  14.36A 2# DC 15.4V,5329 mAh,82Wh
Operation Frequency Band(s)	UNII-5: 5925 MHz ~ 6425 MHz UNII-6: 6425 MHz ~ 6525 MHz UNII-7: 6525 MHz ~ 6875 MHz UNII-8: 6875 MHz ~ 7125 MHz
Modulation Type	IEEE 802.11ax: OFDMA
Bit Rate of Transmitter	IEEE 802.11ax: Up to 2402 Mbps

Note:

1. For a more detailed features description, please refer to the manufacturer's specifications or the user's manual.

2. Channel List:

UNII-5					
IEEE 802.11ax(HE20)					
Channel	Frequency (MHz)	Channel	Frequency (MHz)	Channel	Frequency (MHz)
1	5955	33	6115	65	6275
5	5975	37	6135	69	6295
9	5995	41	6155	73	6315
13	6015	45	6175	77	6335
17	6035	49	6195	81	6355
21	6055	53	6215	85	6375
25	6075	57	6235	89	6395
29	6095	61	6255	93	6415

UNII-5					
IEEE 802.11ax(HE40)					
Channel	Frequency (MHz)	Channel	Frequency (MHz)	Channel	Frequency (MHz)
3	5965	35	6125	67	6285
11	6005	43	6165	75	6325
19	6045	51	6205	83	6365
27	6085	59	6245	91	6405

UNII-5					
IEEE 802.11ax(HE80)					
Channel	Frequency (MHz)	Channel	Frequency (MHz)	Channel	Frequency (MHz)
7	5985	39	6145	71	6305
23	6065	55	6225	87	6385

UNII-5					
IEEE 802.11ax(HE160)					
Channel	Frequency (MHz)	Channel	Frequency (MHz)	Channel	Frequency (MHz)
15	6025	47	6185	79	6345

UNII-6					
IEEE 802.11ax(HE20)					
Channel	Frequency (MHz)	Channel	Frequency (MHz)	Channel	Frequency (MHz)
97	6435	105	6475	113	6515
101	6455	109	6495		

UNII-6					
IEEE 802.11ax(HE40)					
Channel	Frequency (MHz)	Channel	Frequency (MHz)	Channel	Frequency (MHz)
99	6445	107	6485	115	6525

UNII-6					
IEEE 802.11ax(HE80)					
Channel	Frequency (MHz)	Channel	Frequency (MHz)	Channel	Frequency (MHz)
103	6465				

UNII-6					
IEEE 802.11ax(HE160)					
Channel	Frequency (MHz)	Channel	Frequency (MHz)	Channel	Frequency (MHz)
111	6505				

UNII-7					
IEEE 802.11ax(HE20)					
Channel	Frequency (MHz)	Channel	Frequency (MHz)	Channel	Frequency (MHz)
117	6535	141	6655	165	6775
121	6555	145	6675	169	6795
125	6575	149	6695	173	6815
129	6595	153	6715	177	6835
133	6615	157	6735	181	6855
137	6635	161	6755	185	6875

UNII-7					
IEEE 802.11ax(HE40)					
Channel	Frequency (MHz)	Channel	Frequency (MHz)	Channel	Frequency (MHz)
123	6565	147	6685	171	6805
131	6605	155	6725	179	6845
139	6645	163	6765		

UNII-7					
IEEE 802.11ax(HE80)					
Channel	Frequency (MHz)	Channel	Frequency (MHz)	Channel	Frequency (MHz)
119	6545	151	6705	183	6865
135	6625	167	6785		

UNII-7					
IEEE 802.11ax(HE160)					
Channel	Frequency (MHz)	Channel	Frequency (MHz)	Channel	Frequency (MHz)
143	6665	175	6825		

UNII-8					
IEEE 802.11ax(HE20)					
Channel	Frequency (MHz)	Channel	Frequency (MHz)	Channel	Frequency (MHz)
189	6895	205	6975	221	7055
193	6915	209	6995	225	7075
197	6935	213	7015	229	7095
201	6955	217	7035	233	7115

UNII-8					
IEEE 802.11ax(HE40)					
Channel	Frequency (MHz)	Channel	Frequency (MHz)	Channel	Frequency (MHz)
187	6885	203	6965	219	7045
195	6925	211	7005	227	7085

UNII-8					
IEEE 802.11ax(HE80)					
Channel	Frequency (MHz)	Channel	Frequency (MHz)	Channel	Frequency (MHz)
199	6945	215	7025		

UNII-8					
IEEE 802.11ax(HE160)					
Channel	Frequency (MHz)	Channel	Frequency (MHz)	Channel	Frequency (MHz)
207	6985				

3. Table for Filed Antenna:

Ant.	Brand	P/N	Antenna Type	Connector	Gain (dBi)
1	molex	2189850101	PIFA	N/A	7.08
2	molex	2189850201	PIFA	N/A	7.16

Note:

- This EUT supports MIMO 2X2, any transmit signals are correlated with each other, so Directional gain = $10\log[(10^{G1/10} + 10^{G2/10} + \dots + 10^{GN/10})^2 / N]$ dBi, that is Directional gain = $10\log[(10^{7.08/10} + 10^{7.16/10})^2 / 2]$ dBi = 10.13. So the e.i.r.p. limit is $24 - (10.13 - 6) = 19.87$
- The antenna gain is provided by the manufacturer.

4. Table for Antenna Configuration:

Operating Mode	TX Mode	2TX
	IEEE 802.11ax(HE20)	V (Ant. 1 + Ant. 2)
	IEEE 802.11ax(HE40)	V (Ant. 1 + Ant. 2)
	IEEE 802.11ax(HE80)	V (Ant. 1 + Ant. 2)
	IEEE 802.11ax(HE160)	V (Ant. 1 + Ant. 2)

2.2 TEST MODES

The test system was pre-tested based on the consideration of all possible combinations of EUT operation mode.

Following mode(s) was (were) found to be the worst case(s) and selected for the final test.

Radiated Emissions Test - Below 1GHz	
Final Test Mode	Description
Mode 20	Normal Mode

Radiated Emissions Test - Above 1GHz	
Final Test Mode	Description
Mode 1	TX AX(HE20) Mode Channel 01/45/93 (UNII-5)
Mode 2	TX AX(HE40) Mode Channel 03/43/91 (UNII-5)
Mode 3	TX AX(HE80) Mode Channel 07/39/87 (UNII-5)
Mode 4	TX AX(HE160) Mode Channel 15/79 (UNII-5)
Mode 5	TX AX(HE20) Mode Channel 97/105/113 (UNII-6)
Mode 6	TX AX(HE40) Mode Channel 99/107 (UNII-6)
Mode 7	TX AX(HE80) Mode Channel 103 (UNII-6)
Mode 8	TX AX(HE160) Mode Channel 111 (UNII-6)
Mode 9	TX AX(HE20) Mode Channel 117/149/181/185 (UNII-7)
Mode 10	TX AX(HE40) Mode Channel 147/179 (UNII-7)
Mode 11	TX AX(HE80) Mode Channel 119/135/167/183 (UNII-7)
Mode 12	TX AX(HE160) Mode Channel 143 (UNII-7)
Mode 13	TX AX(HE40) Mode Channel 115 (UNII-6+UNII-7)
Mode 14	TX AX(HE20) Mode Channel 209/229/233 (UNII-8)
Mode 15	TX AX(HE40) Mode Channel 187/227 (UNII-8)
Mode 16	TX AX(HE80) Mode Channel 199/215 (UNII-8)
Mode 17	TX AX(HE160) Mode Channel 207 (UNII-8)
Mode 18	TX AX(HE20) Mode Channel 185 (UNII-7+UNII-8)

Maximum e.i.r.p.	
Final Test Mode	Description
Mode 19	TX AX(HE20) Mode Channel 233 (UNII-8)

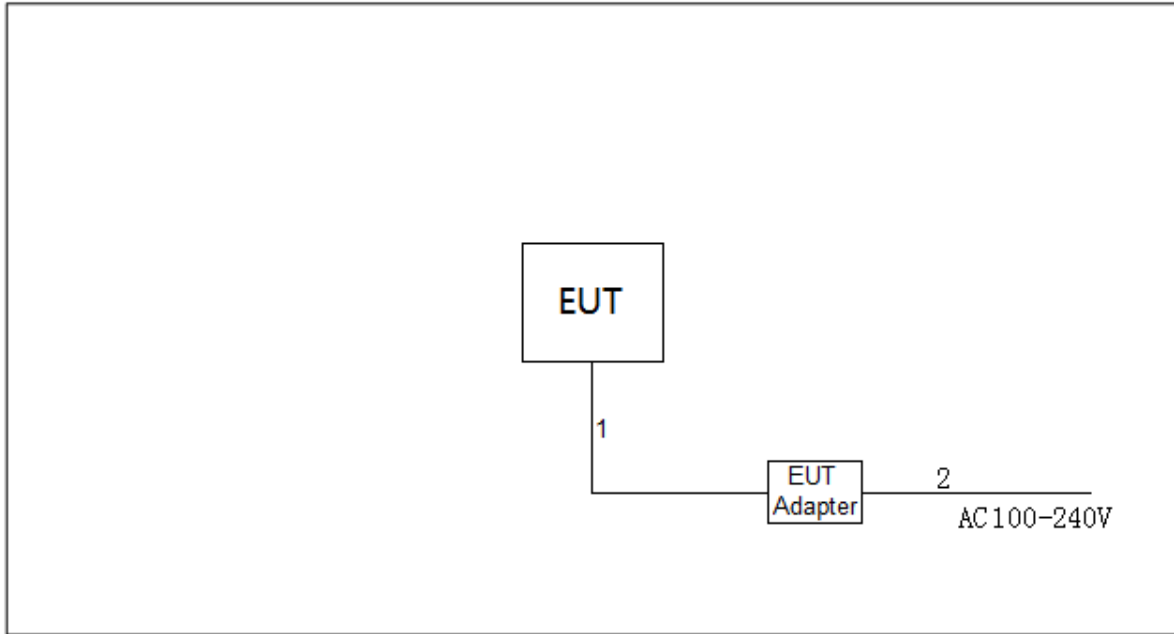
Note:

- (1) For radiated emission above 1 GHz test, the spurious points of 1GHz~26.5GHz and 26.5GHz~40GHz have been pre-tested and in this report only recorded the worst case. The remaining spurious points are all below the limit value of 20dB.
- (2) All the bit rate of transmitter have been tested and found the lowest rate is found to be the worst case and recorded.
- (3) IEEE 802.11ax mode only supports full RU, so only the full RU is evaluated and measured inside report.

2.3 PARAMETERS OF TEST SOFTWARE

UNII-8	
Test Software Version	DRTU
Frequency (MHz)	7115
IEEE 802.11ax(HE20)	-3

2.4 BLOCK DIAGRAM SHOWING THE CONFIGURATION OF SYSTEM TESTED



2.5 SUPPORT UNITS

Item	Equipment	Brand	Model No.	Series No.
-	-	-	-	-

Item	Cable Type	Shielded Type	Ferrite Core	Length
1	DC Cable	NO	NO	2m
2	AC Cable	NO	NO	1m

3. RADIATED EMISSIONS

3.1 LIMIT

In case the emission fall within the restricted band specified on 15.205(a), then the 15.209(a) limit in the table below has to be followed.

LIMITS OF RADIATED EMISSIONS MEASUREMENT (30 MHz to 1000 MHz)

Frequency (MHz)	Field Strength (microvolts/meter)	Measurement Distance (meters)
30-88	100	3
88-216	150	3
216-960	200	3
Above 960	500	3

LIMITS OF UNWANTED EMISSION OUT OF THE RESTRICTED BANDS (Above 1000 MHz)

Frequency (MHz)	EIRP Limit (dBm/MHz)	Equivalent Field Strength at 3m (dBμV/m)
5925-7125	Average: -27	68.2

NOTE:

(1) The following formula is used to convert the equipment isotropic radiated power (eirp) to field strength:

$$E = \frac{1000000\sqrt{30P}}{3} \mu\text{V/m, where P is the eirp (Watts)}$$

3.2 TEST PROCEDURE

- a. The measuring distance of 3 m shall be used for measurements. The EUT was placed on the top of a rotating table 0.8 meter above the ground at a 3 meter semi-anechoic chamber. The table was rotated 360 degrees to determine the position of the highest radiation.(below 1GHz)
- b. The measuring distance of 3 m shall be used for measurements. The EUT was placed on the top of a rotating table 1.5 meter above the ground at a 3 meter semi-anechoic chamber. The table was rotated 360 degrees to determine the position of the highest radiation.(above 1GHz)
- c. The height of the equipment or of the substitution antenna shall be 0.8m or 1.5m; the height of the test antenna shall vary between 1 m to 4 m. Both horizontal and vertical polarizations of the antenna are set to make the measurement.
- d. For each suspected emission, the EUT was arranged to its worst case and then the antenna was tuned to heights find the maximum reading (used Bore sight function).
- e. The receiver system was set to peak and average detect function and specified bandwidth with maximum hold mode when the test frequency is above 1 GHz.
- f. The initial step in collecting radiated emission data is a receiver peak detector mode pre-scanning the measurement frequency range. Significant peaks are then marked and then Quasi Peak detector mode re-measured.
- g. All readings are Peak unless otherwise stated QP in column of Note. Peak denotes that the Peak reading compliance with the QP Limits and then QP Mode measurement didn't perform. (below 1 GHz)
- h. All readings are Peak Mode value unless otherwise stated AVG in column of Note. If the Peak Mode Measured value compliance with the Peak Limits and lower than AVG Limits, the EUT shall be deemed to meet both Peak & AVG Limits and then only Peak Mode was measured, but AVG Mode didn't perform. (above 1 GHz)
- i. For the actual test configuration, please refer to the related Item –EUT Test Photos.

The following table is the setting of the receiver:

Spectrum Parameters	Setting
Start ~ Stop Frequency	9 kHz~150 kHz for RBW 200 Hz
Start ~ Stop Frequency	0.15 MHz~30 MHz for RBW 9 kHz
Start ~ Stop Frequency	30 MHz~1000 MHz for RBW 100 kHz

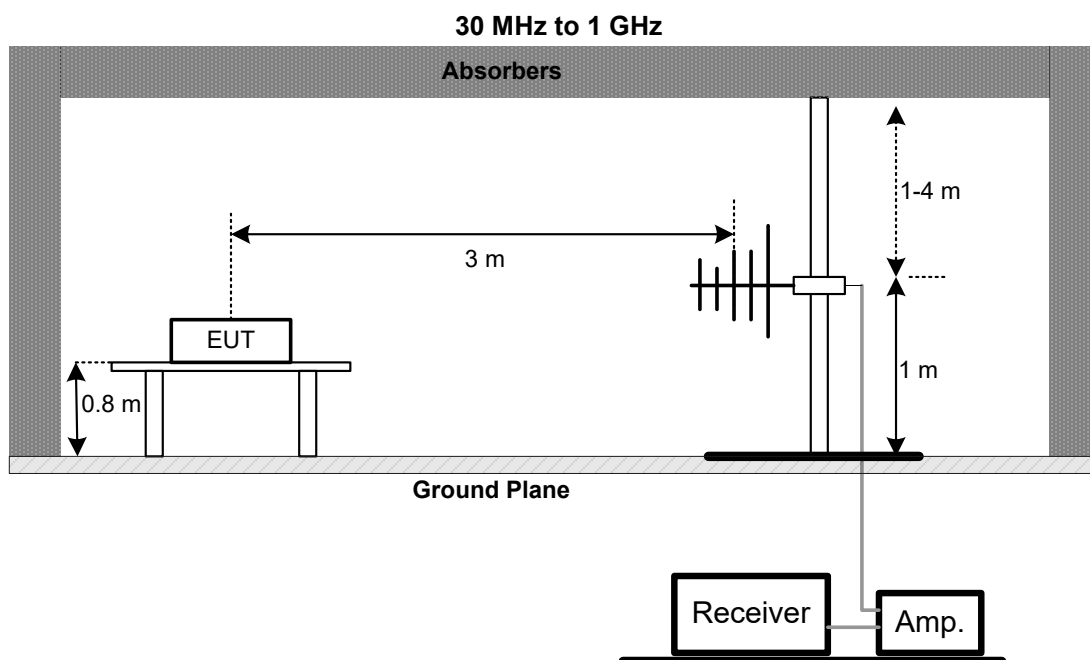
Spectrum Parameters	Setting
Start Frequency	1000 MHz
Stop Frequency	10th carrier harmonic or 40 GHz, whichever is lower
RBW / VBW (Emission in restricted band)	1 MHz / 3 MHz for PK value 1 MHz / 1/T Hz for AVG value

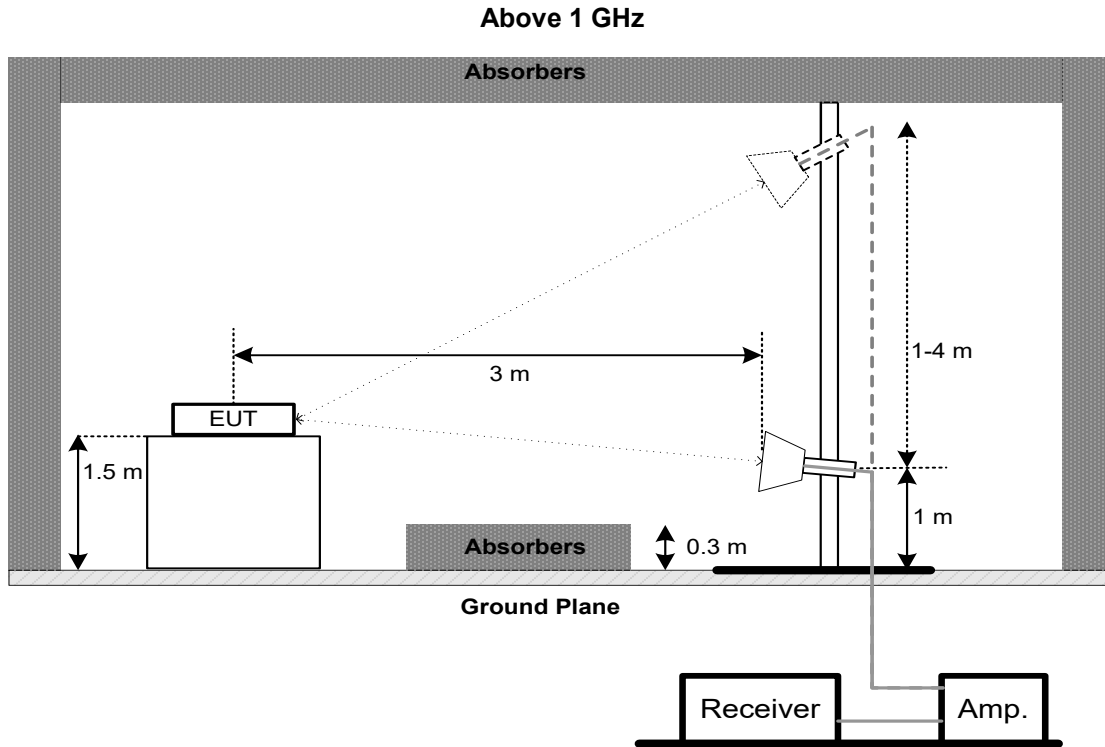
Receiver Parameters	Setting
Start ~ Stop Frequency	9 kHz~90 kHz for PK/AVG detector
Start ~ Stop Frequency	90 kHz~110 kHz for QP detector
Start ~ Stop Frequency	110 kHz~490 kHz for PK/AVG detector
Start ~ Stop Frequency	490 kHz~30 MHz for QP detector
Start ~ Stop Frequency	30 MHz~1000 MHz for QP detector
Start ~ Stop Frequency	1 GHz~40 GHz for PK/AVG detector

3.3 DEVIATION FROM TEST STANDARD

No deviation.

3.4 TEST SETUP





3.5 EUT OPERATION CONDITIONS

The EUT was configured for testing in a typical fashion (as a customer would normally use it). The EUT has been programmed to continuously transmit during test. This operating condition was tested and used to collect the included data.

The EUT was programmed to be in continuously transmitting/TX mode.

3.6 TEST RESULTS - 30 MHZ TO 1000 MHZ

Please refer to the APPENDIX A.

3.7 TEST RESULTS - ABOVE 1000 MHZ

Please refer to the APPENDIX B.

Remark:

- (1) No limit: This is fundamental signal, the judgment is not applicable.
For fundamental signal judgment was referred to Peak output test.

4. MAXIMUM E.I.R.P.

4.1 LIMIT

Section	Test Item	Limit	Frequency Range (MHz)
FCC 15.407(a)	Maximum e.i.r.p.	Indoor access point 30 dBm	6425-6525 6875-7125
		Subordinate device operating under the control of an indoor access point 30 dBm	
		Client devices operating under the control of an indoor access point 24 dBm	

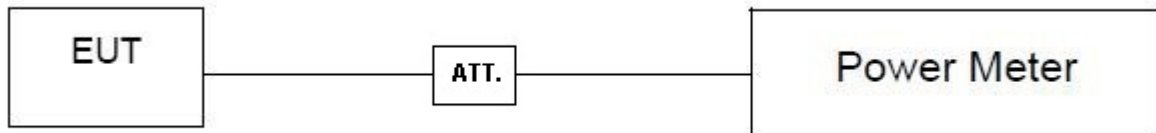
4.2 TEST PROCEDURE

- a. The EUT was directly connected to the power meter and antenna output port as show in the block diagram below.
- b. Test test was performed in accordance with method of FCC KDB 789033 D02 General UNII Test Procedures New Rules v02r01.

4.3 DEVIATION FROM STANDARD

No deviation.

4.4 TEST SETUP



4.5 EUT OPERATION CONDITIONS

The EUT was programmed to be in continuously transmitting mode.

4.6 TEST RESULTS

Please refer to the APPENDIX C.

5. MEASUREMENT INSTRUMENTS LIST

Radiated Emissions - 30 MHz to 1 GHz					
Item	Kind of Equipment	Manufacturer	Type No.	Serial No.	Calibrated until
1	Antenna	Schwarzbeck	VULB9160	9160-3232	Mar. 15, 2022
2	Amplifier	HP	8447D	2944A08742	Feb. 28, 2022
3	Cable	emci	LMR-400	N/A	Nov. 30, 2022
4	Controller	CT	SC100	N/A	N/A
5	Controller	MF	MF-7802	MF780208416	N/A
6	Receiver	Agilent	N9038A	MY52130039	Mar. 19, 2022
7	Measurement Software	Farad	EZ-EMC Ver.NB-03A1-01	N/A	N/A
8	966 Chamber Room	RM	9*6*6	N/A	Jul. 24, 2022

Radiated Emissions - Above 1 GHz					
Item	Kind of Equipment	Manufacturer	Type No.	Serial No.	Calibrated until
1	Double Ridged Guide Antenna	ETS	3115	75789	May 10, 2022
2	Broad-Band Horn Antenna	Schwarzbeck	BBHA 9170	9170319	Jun. 30, 2022
3	Amplifier	Agilent	8449B	3008A02584	Jul. 10, 2022
4	Microwave Preamplifier With Adaptor	EMC INSTRUMENT	EMC2654045	980039 & HA01	Feb. 28, 2022
5	Receiver	Agilent	N9038A	MY52130039	Mar. 19, 2022
6	Controller	CT	SC100	N/A	N/A
7	Controller	MF	MF-7802	MF780208416	N/A
8	Cable	N/A	EMC104-SM-SM-6000	N/A	Oct. 16, 2022
9	Measurement Software	Farad	EZ-EMC Ver.NB-03A1-01	N/A	N/A
10	Band Reject Filter	Micro-Tronics	BRC50705-01	10	Feb. 27, 2022
11	Band Reject Filter	Micro-Tronics	BRC50704-01	8	Feb. 27, 2022
12	Band Reject Filter	Micro-Tronics	BRC50703-01	7	Feb. 27, 2022
13	966 Chambe Room	RM	9*6*6m	N/A	Jul. 25, 2022

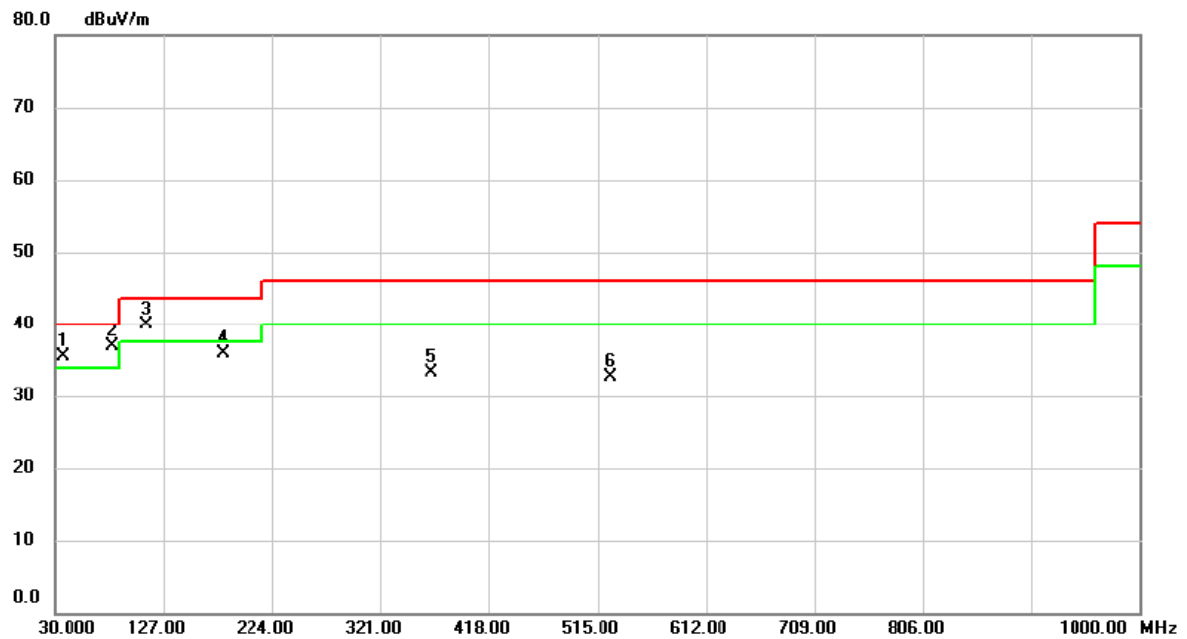
Maximum e.i.r.p.					
Item	Kind of Equipment	Manufacturer	Type No.	Serial No.	Calibrated until
1	Peak Power Analyzer	Keysight	8990B	MY51000506	Aug. 07, 2022
2	Wideband power sensor	Keysight	N1923A	MY58310004	Jul. 25, 2022
3	Attenuator	WOKEN	6SM3502	VAS1214NL	Feb. 11, 2022
4	RF Cable	Tongkaichuan	N/A	N/A	N/A

Remark: "N/A" denotes no model name, serial no. or calibration specified.

All calibration period of equipment list is one year.

APPENDIX A - RADIATED EMISSION - 30 MHZ TO 1000 MHZ

Test Mode	Normal Mode	Polarization	Vertical
-----------	-------------	--------------	----------

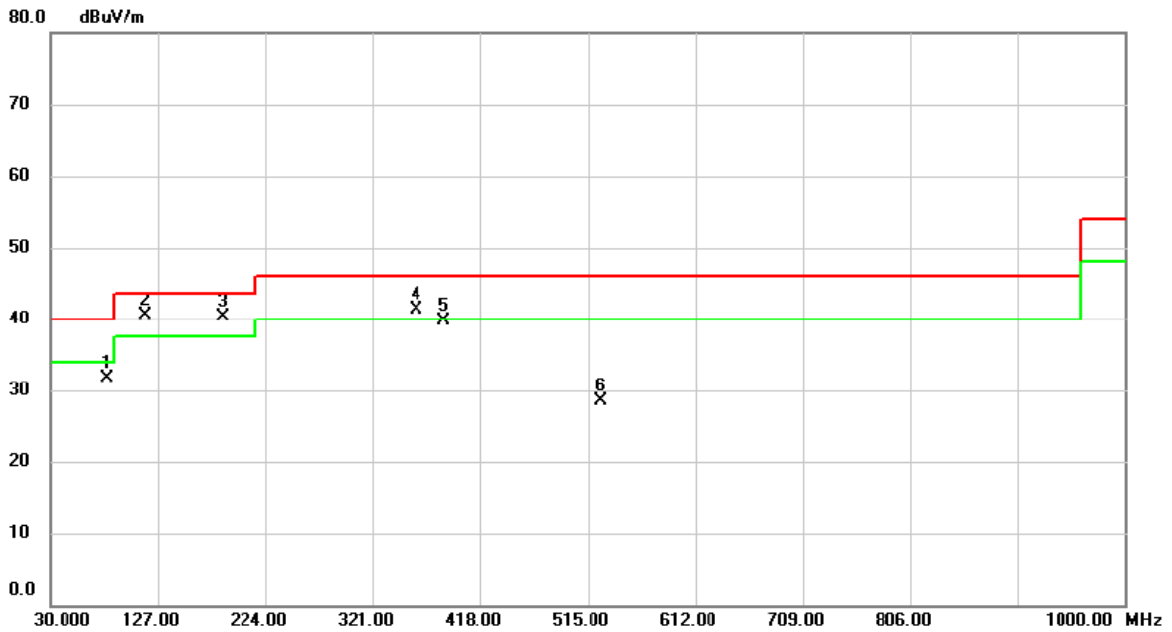


No.	Mk.	Freq. MHz	Reading Level dBuV	Correct Factor dB	Measure- ment dBuV/m	Limit dBuV/m	Margin dB	Detector	Comment
1	!	36.7900	50.29	-14.81	35.48	40.00	-4.52	peak	
2	*	80.4400	55.28	-18.40	36.88	40.00	-3.12	peak	
3	!	112.4500	54.82	-14.82	40.00	43.50	-3.50	peak	
4		180.3500	49.56	-13.68	35.88	43.50	-7.62	peak	
5		366.5900	42.79	-9.57	33.22	46.00	-12.78	peak	
6		527.6100	38.83	-6.19	32.64	46.00	-13.36	peak	

REMARKS:

- (1) Measurement Value = Reading Level + Correct Factor.
- (2) Margin Level = Measurement Value - Limit Value.

Test Mode	Normal Mode	Polarization	Horizontal
-----------	-------------	--------------	------------



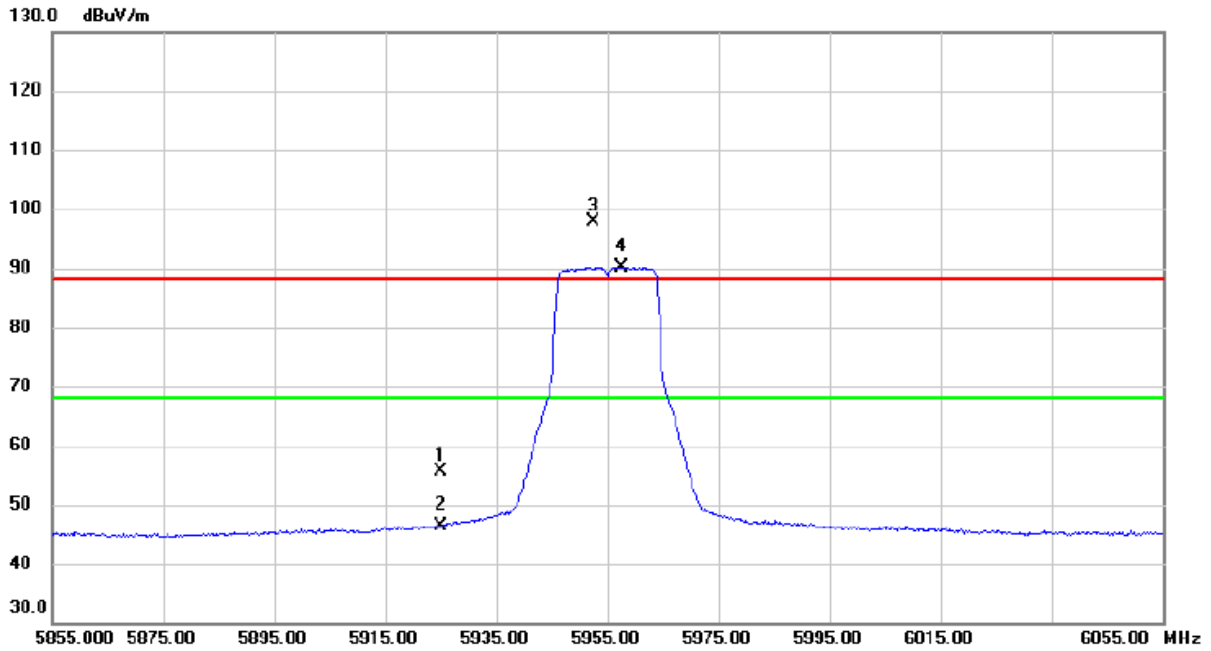
No.	Mk.	Freq. MHz	Reading Level dBuV	Correct Factor dB	Measure- ment dBuV/m	Limit dBuV/m	Margin dB	Detector	Comment
1		81.4100	50.16	-18.46	31.70	40.00	-8.30	peak	
2	*	116.3300	54.98	-14.48	40.50	43.50	-3.00	peak	
3	!	186.1700	54.76	-14.44	40.32	43.50	-3.18	peak	
4	!	359.8000	51.03	-9.73	41.30	46.00	-4.70	peak	
5		385.0200	48.76	-9.14	39.62	46.00	-6.38	peak	
6		527.6100	34.77	-6.19	28.58	46.00	-17.42	peak	

REMARKS:

- (1) Measurement Value = Reading Level + Correct Factor.
- (2) Margin Level = Measurement Value - Limit Value.

APPENDIX B - RADIATED EMISSION - ABOVE 1000 MHZ

Test Mode	UNII-5_TX AX(HE20) Mode 5955 MHz	Polarization	Vertical
-----------	----------------------------------	--------------	----------

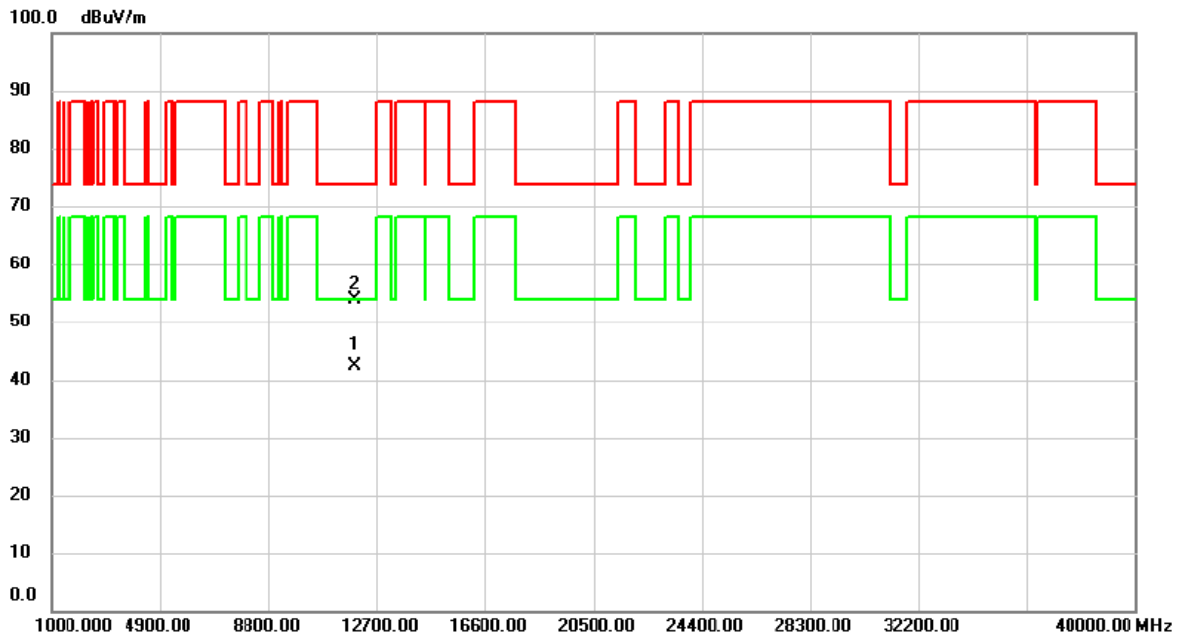


No.	Mk.	Freq. MHz	Reading Level dBuV	Correct Factor dB	Measure- ment dBuV/m	Limit dBuV/m	Margin dB	Detector	Comment
1		5925.000	38.72	16.91	55.63	88.20	-32.57	peak	
2		5925.000	29.57	16.91	46.48	68.20	-21.72	AVG	
3	X	5952.400	80.89	16.93	97.82	88.20	9.62	peak	No Limit
4	*	5957.600	73.30	16.93	90.23	68.20	22.03	AVG	No Limit

REMARKS:

- (1) Measurement Value = Reading Level + Correct Factor.
- (2) Margin Level = Measurement Value - Limit Value.

Test Mode	UNII-5_TX AX(HE20) Mode 5955 MHz	Polarization	Vertical
-----------	----------------------------------	--------------	----------

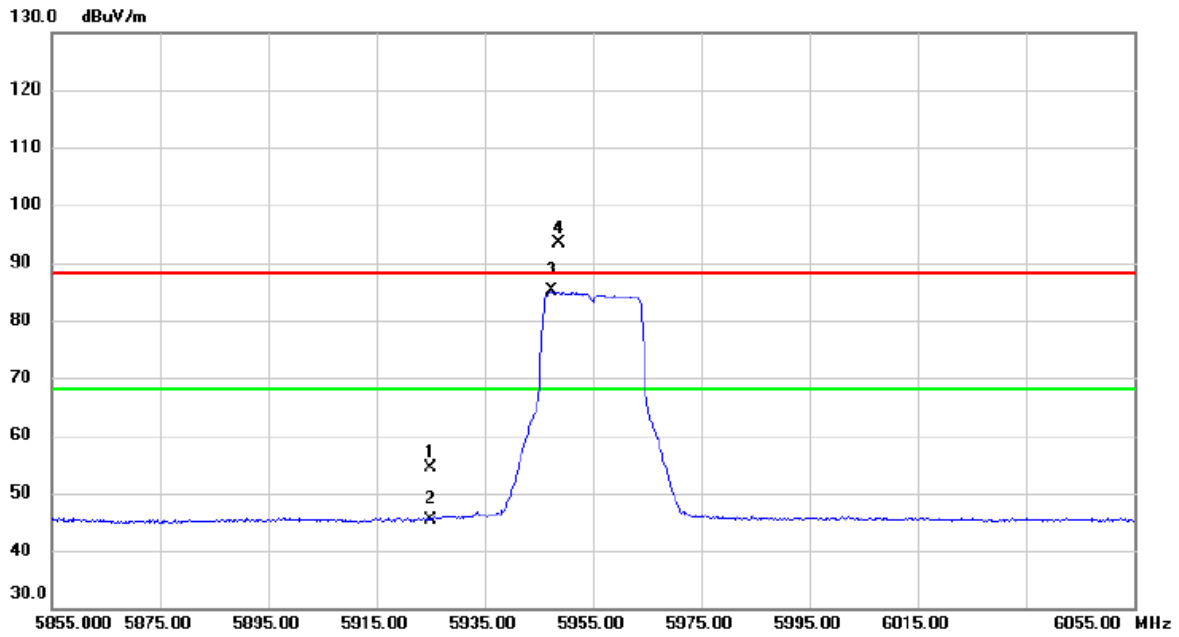


No.	Mk.	Freq. MHz	Reading Level dBuV	Correct Factor dB	Measure- ment dBuV/m	Limit dBuV/m	Margin dB	Detector	Comment
1	*	11909.80	27.43	15.00	42.43	54.00	-11.57	AVG	
2		11912.42	38.89	15.00	53.89	74.00	-20.11	peak	

REMARKS:

- (1) Measurement Value = Reading Level + Correct Factor.
- (2) Margin Level = Measurement Value - Limit Value.

Test Mode	UNII-5_TX AX(HE20) Mode 5955 MHz	Polarization	Horizontal
-----------	----------------------------------	--------------	------------

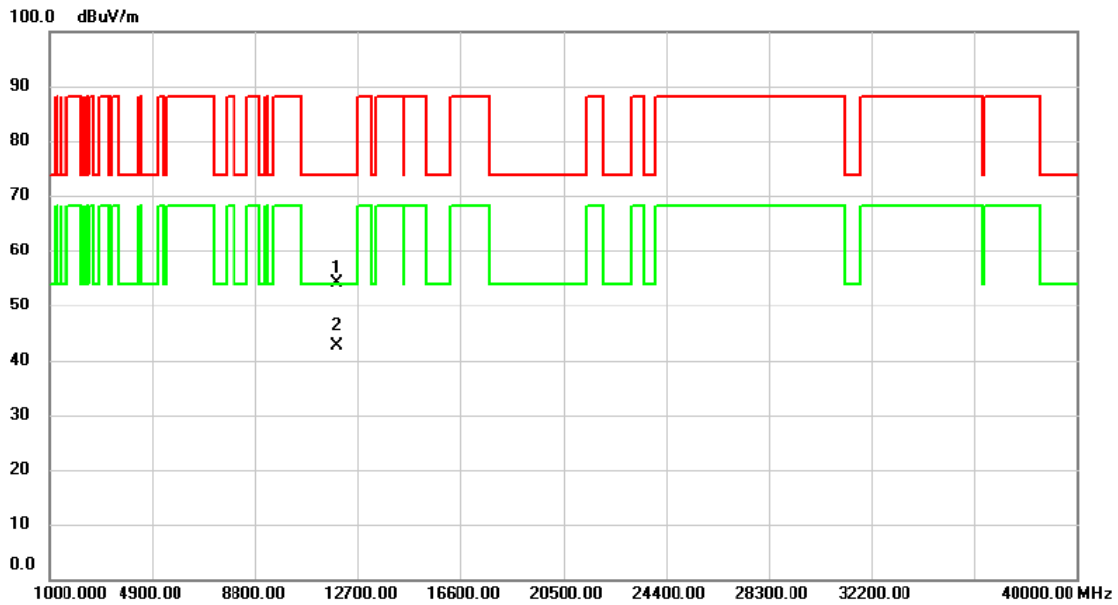


No.	Mk.	Freq. MHz	Reading Level dBuV	Correct Factor dB	Measure- ment dBuV/m	Limit dBuV/m	Margin dB	Detector	Comment
1		5925.000	37.57	16.91	54.48	88.20	-33.72	peak	
2		5925.000	28.49	16.91	45.40	68.20	-22.80	AVG	
3	*	5947.400	68.14	16.93	85.07	68.20	16.87	AVG	No Limit
4	X	5948.800	76.54	16.93	93.47	88.20	5.27	peak	No Limit

REMARKS:

- (1) Measurement Value = Reading Level + Correct Factor.
- (2) Margin Level = Measurement Value - Limit Value.

Test Mode	UNII-5_TX AX(HE20) Mode 5955 MHz	Polarization	Horizontal
-----------	----------------------------------	--------------	------------

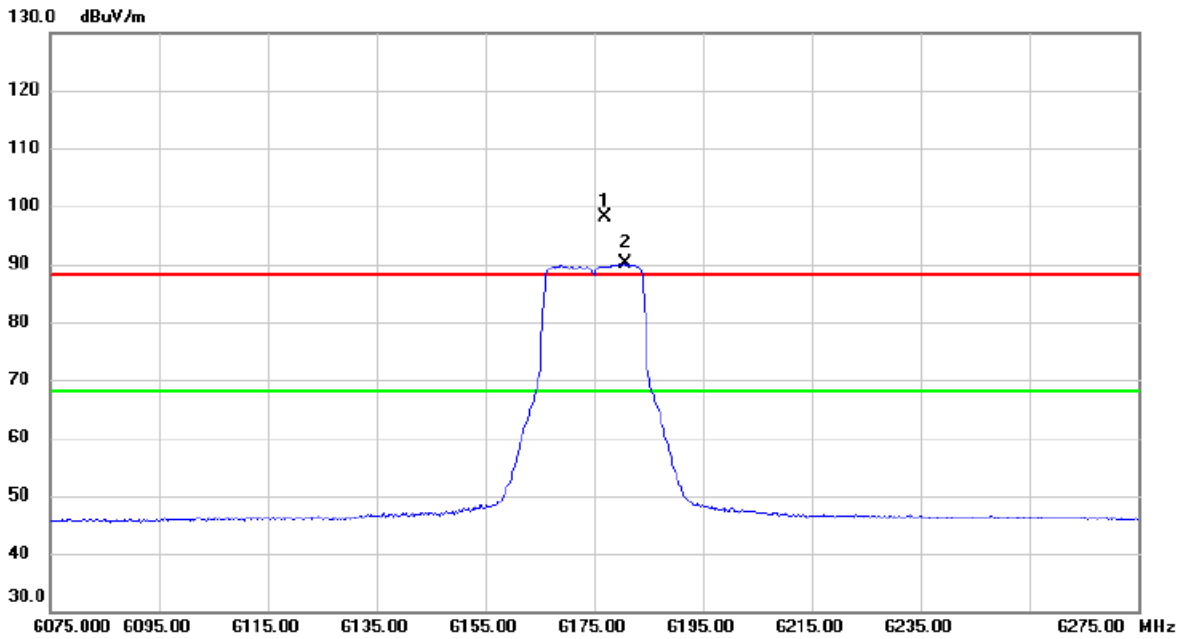


No. Mk.	Freq. MHz	Reading Level dBuV	Correct Factor dB	Measurement dBuV/m	Limit dBuV/m	Margin dB	Detector	Comment
1	11910.65	39.25	15.00	54.25	74.00	-19.75	peak	
2 *	11912.10	27.64	15.00	42.64	54.00	-11.36	AVG	

REMARKS:

- (1) Measurement Value = Reading Level + Correct Factor.
- (2) Margin Level = Measurement Value - Limit Value.

Test Mode	UNII-5_TX AX(HE20) Mode 6175 MHz	Polarization	Vertical
-----------	----------------------------------	--------------	----------

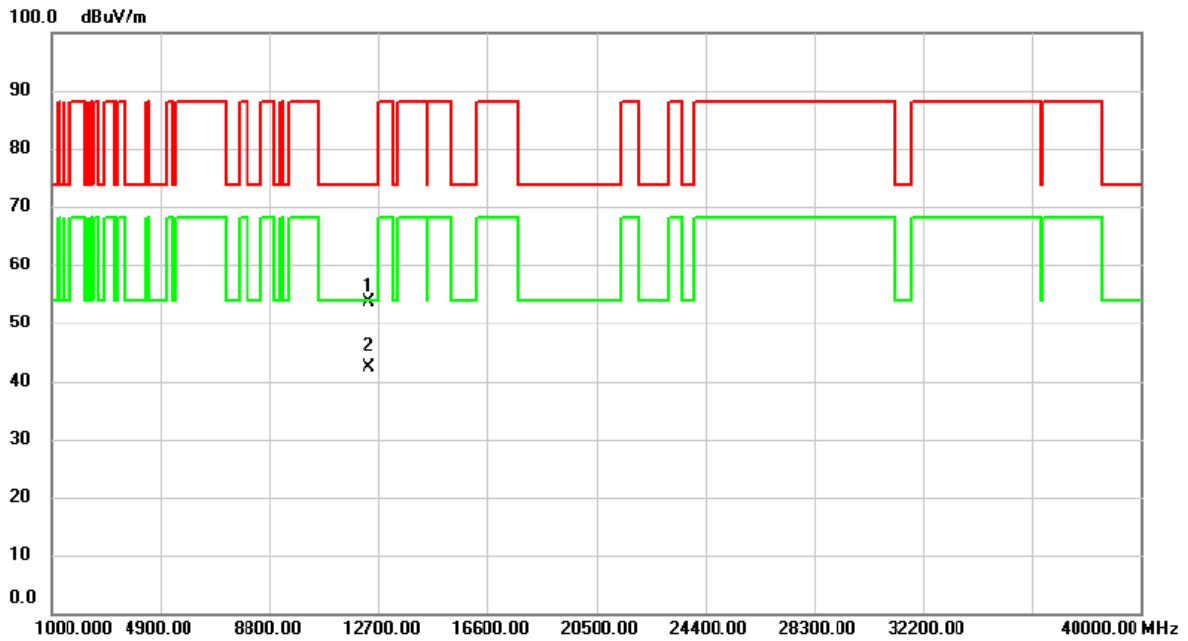


No.	Mk.	Freq. MHz	Reading Level dBuV	Correct Factor dB	Measure- ment dBuV/m	Limit dBuV/m	Margin dB	Detector	Comment
1	X	6177.000	80.74	17.29	98.03	88.20	9.83	peak	No Limit
2	*	6180.600	72.77	17.30	90.07	68.20	21.87	AVG	No Limit

REMARKS:

- (1) Measurement Value = Reading Level + Correct Factor.
- (2) Margin Level = Measurement Value - Limit Value.

Test Mode	UNII-5_TX AX(HE20) Mode 6175 MHz	Polarization	Vertical
-----------	----------------------------------	--------------	----------

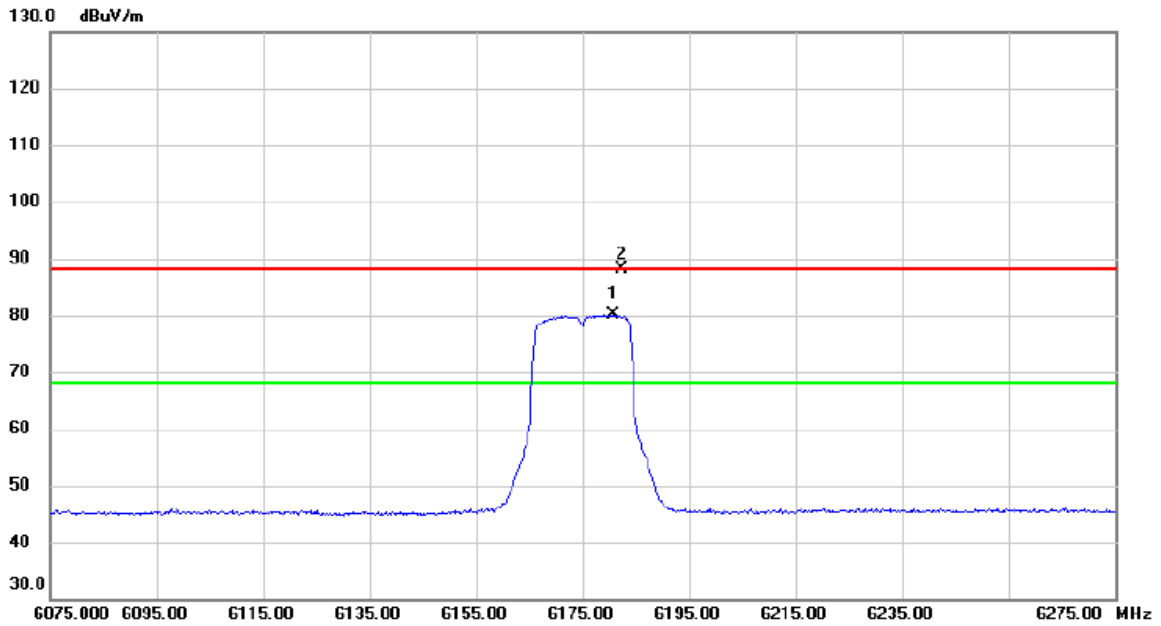


No.	Mk.	Freq. MHz	Reading Level dBuV	Correct Factor dB	Measure- ment dBuV/m	Limit dBuV/m	Margin dB	Detector	Comment
1		12351.15	37.79	15.80	53.59	74.00	-20.41	peak	
2	*	12352.02	26.64	15.80	42.44	54.00	-11.56	AVG	

REMARKS:

- (1) Measurement Value = Reading Level + Correct Factor.
- (2) Margin Level = Measurement Value - Limit Value.

Test Mode	UNII-5_TX AX(HE20) Mode 6175 MHz	Polarization	Horizontal
-----------	----------------------------------	--------------	------------

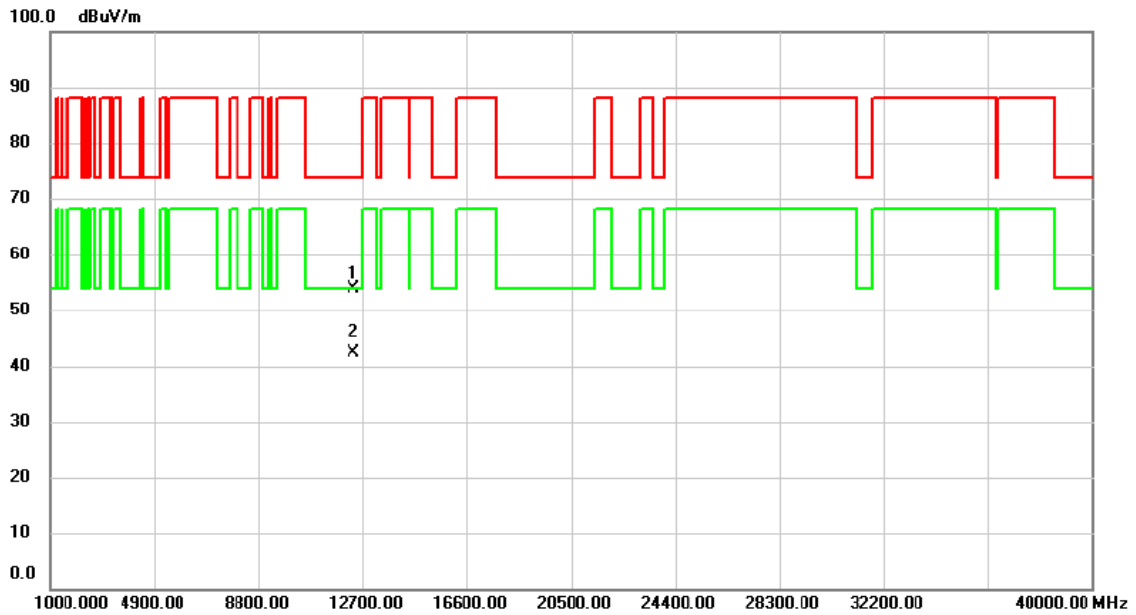


No.	Mk.	Freq. MHz	Reading Level dBuV	Correct Factor dB	Measure- ment dBuV/m	Limit dBuV/m	Margin dB	Detector	Comment
1	*	6180.800	62.81	17.30	80.11	68.20	11.91	AVG	No Limit
2		6182.400	70.75	17.31	88.06	88.20	-0.14	peak	No Limit

REMARKS:

- (1) Measurement Value = Reading Level + Correct Factor.
- (2) Margin Level = Measurement Value - Limit Value.

Test Mode	UNII-5_TX AX(HE20) Mode 6175 MHz	Polarization	Horizontal
-----------	----------------------------------	--------------	------------

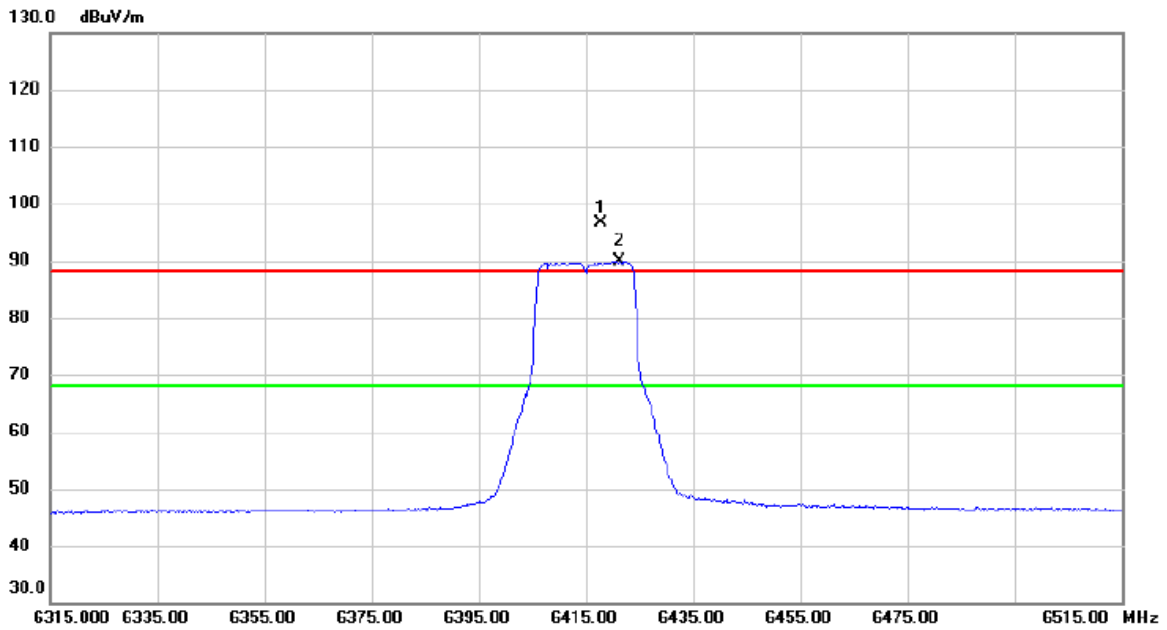


No.	Mk.	Freq. MHz	Reading Level dBuV	Correct Factor dB	Measure- ment dBuV/m	Limit dBuV/m	Margin dB	Detector	Comment
1		12347.80	38.17	15.79	53.96	74.00	-20.04	peak	
2	*	12350.30	26.69	15.80	42.49	54.00	-11.51	AVG	

REMARKS:

- (1) Measurement Value = Reading Level + Correct Factor.
- (2) Margin Level = Measurement Value - Limit Value.

Test Mode	UNII-5_TX AX(HE20) Mode 6415 MHz	Polarization	Vertical
-----------	----------------------------------	--------------	----------

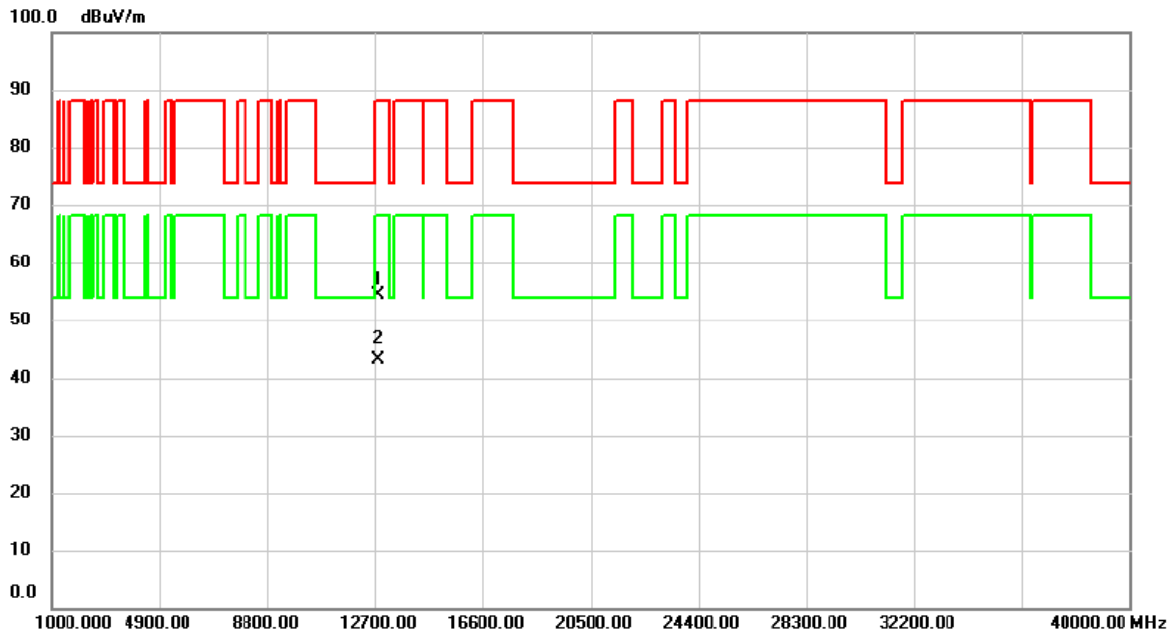


No.	Mk.	Freq. MHz	Reading Level dBuV	Correct Factor dB	Measure- ment dBuV/m	Limit dBuV/m	Margin dB	Detector	Comment
1	X	6417.800	78.85	17.74	96.59	88.20	8.39	peak	No Limit
2	*	6421.400	72.14	17.75	89.89	68.20	21.69	AVG	No Limit

REMARKS:

- (1) Measurement Value = Reading Level + Correct Factor.
- (2) Margin Level = Measurement Value - Limit Value.

Test Mode	UNII-5_TX AX(HE20) Mode 6415 MHz	Polarization	Vertical
-----------	----------------------------------	--------------	----------

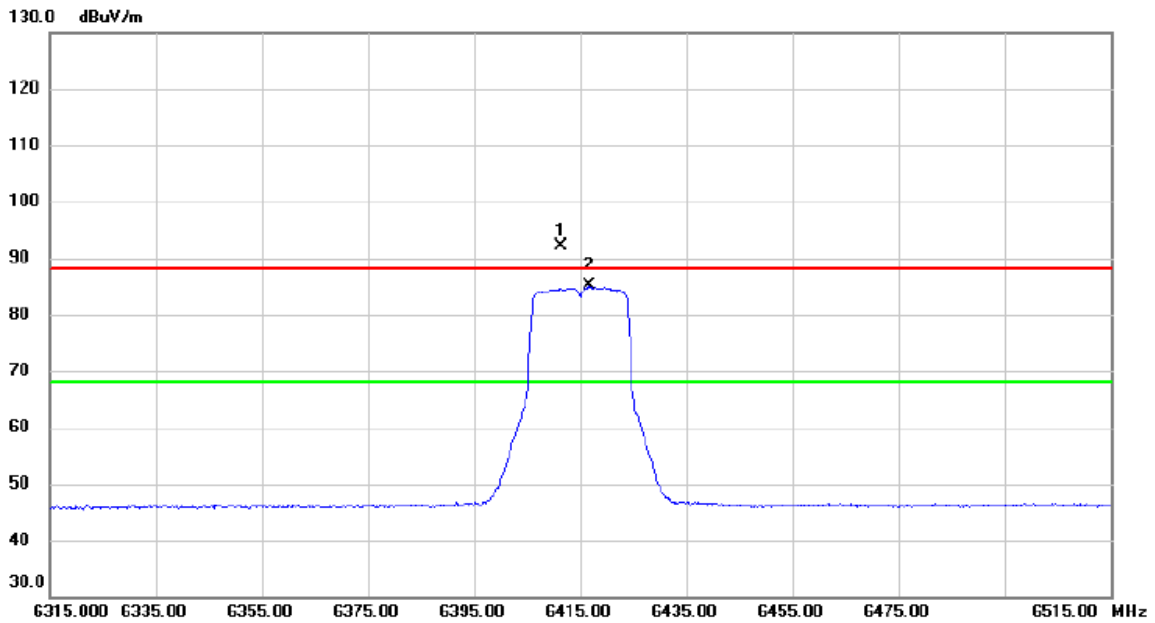


No.	Mk.	Freq. MHz	Reading Level dBuV	Correct Factor dB	Measure- ment dBuV/m	Limit dBuV/m	Margin dB	Detector	Comment
1		12828.94	37.82	16.45	54.27	88.20	-33.93	peak	
2	*	12831.11	26.57	16.45	43.02	68.20	-25.18	AVG	

REMARKS:

- (1) Measurement Value = Reading Level + Correct Factor.
- (2) Margin Level = Measurement Value - Limit Value.

Test Mode	UNII-5_TX AX(HE20) Mode 6415 MHz	Polarization	Horizontal
-----------	----------------------------------	--------------	------------

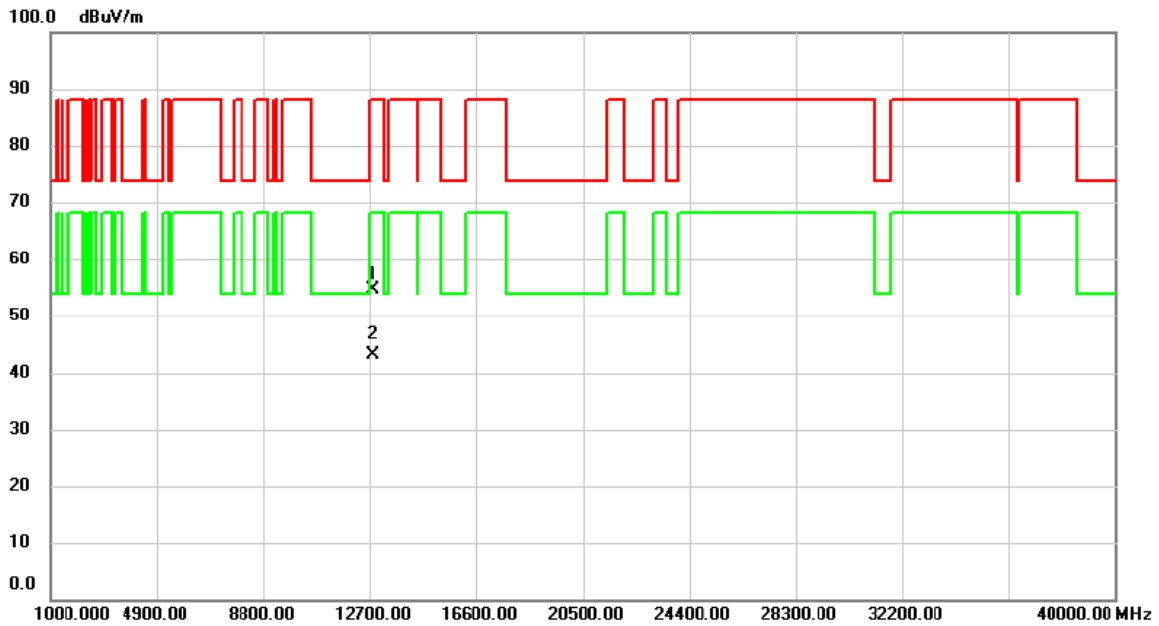


No.	Mk.	Freq.	Reading Level	Correct Factor	Measurement	Limit	Margin	Detector	Comment
		MHz	dBuV	dB	dBuV/m	dBuV/m	dB		
1	X	6411.400	74.37	17.73	92.10	88.20	3.90	peak	No Limit
2	*	6416.600	67.37	17.74	85.11	68.20	16.91	AVG	No Limit

REMARKS:

- (1) Measurement Value = Reading Level + Correct Factor.
- (2) Margin Level = Measurement Value - Limit Value.

Test Mode	UNII-5_TX AX(HE20) Mode 6415 MHz	Polarization	Horizontal
-----------	----------------------------------	--------------	------------

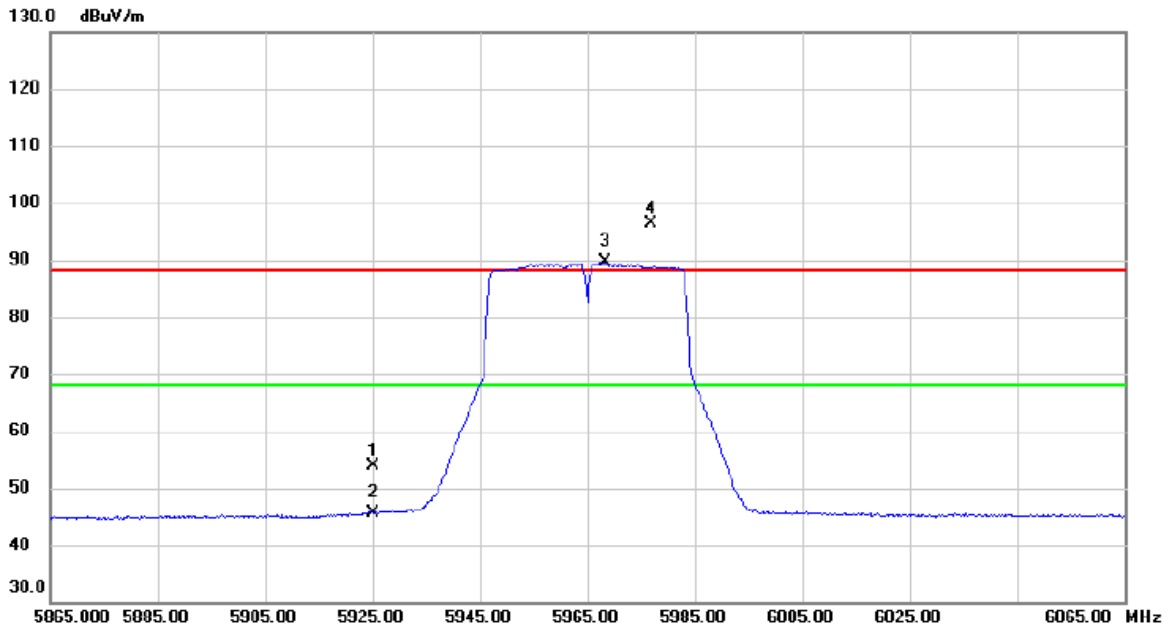


No.	Mk.	Freq. MHz	Reading Level dBuV	Correct Factor dB	Measure- ment dBuV/m	Limit dBuV/m	Margin dB	Detector	Comment
1		12831.83	38.07	16.45	54.52	88.20	-33.68	peak	
2	*	12832.34	26.65	16.45	43.10	68.20	-25.10	AVG	

REMARKS:

- (1) Measurement Value = Reading Level + Correct Factor.
- (2) Margin Level = Measurement Value - Limit Value.

Test Mode	UNII-5_TX AX(HE40) Mode 5965 MHz	Polarization	Vertical
-----------	----------------------------------	--------------	----------

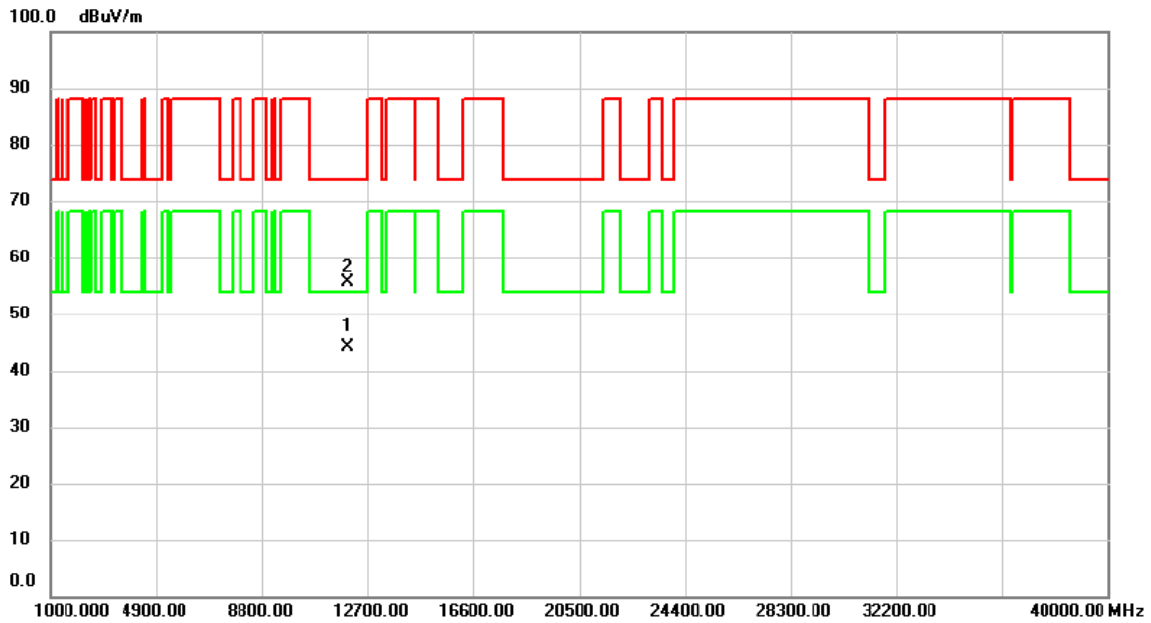


No.	Mk.	Freq. MHz	Reading Level dBuV	Correct Factor dB	Measure- ment dBuV/m	Limit dBuV/m	Margin dB	Detector	Comment
1		5925.000	37.04	16.91	53.95	88.20	-34.25	peak	
2		5925.000	28.71	16.91	45.62	68.20	-22.58	AVG	
3	*	5968.400	72.64	16.94	89.58	68.20	21.38	AVG	No Limit
4	X	5976.800	79.48	16.94	96.42	88.20	8.22	peak	No Limit

REMARKS:

- (1) Measurement Value = Reading Level + Correct Factor.
- (2) Margin Level = Measurement Value - Limit Value.

Test Mode	UNII-5_TX AX(HE40) Mode 5965 MHz	Polarization	Vertical
-----------	----------------------------------	--------------	----------

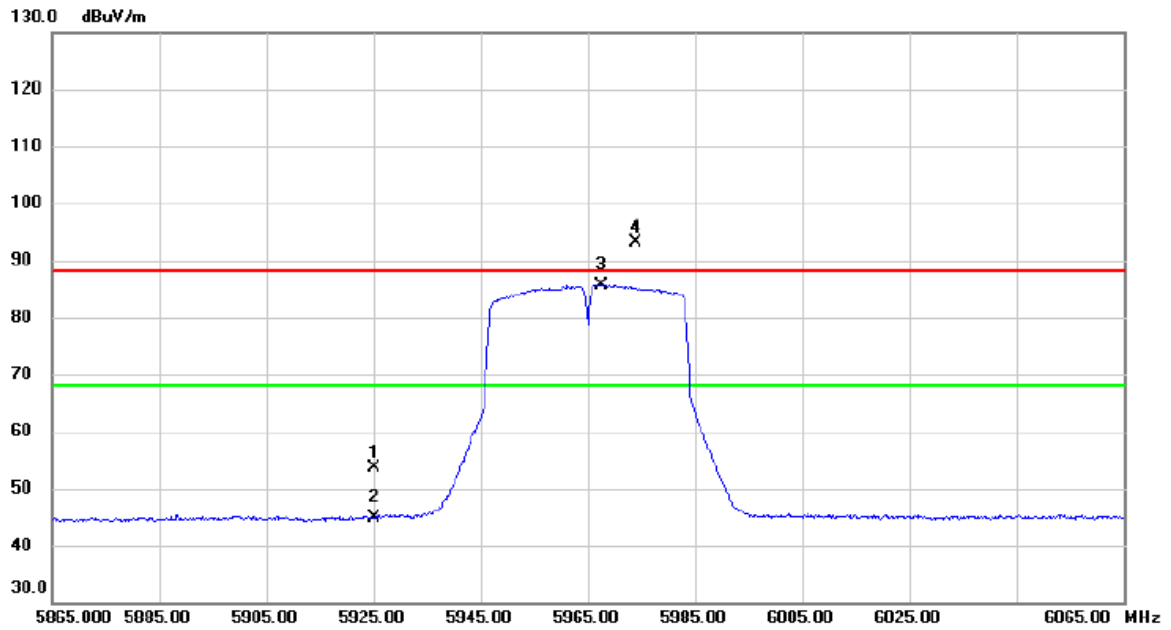


No.	Mk.	Freq. MHz	Reading Level dBuV	Correct Factor dB	Measure- ment dBuV/m	Limit dBuV/m	Margin dB	Detector	Comment
1	*	11930.21	29.16	15.01	44.17	54.00	-9.83	AVG	
2		11930.76	40.61	15.01	55.62	74.00	-18.38	peak	

REMARKS:

- (1) Measurement Value = Reading Level + Correct Factor.
- (2) Margin Level = Measurement Value - Limit Value.

Test Mode	UNII-5_TX AX(HE40) Mode 5965 MHz	Polarization	Horizontal
-----------	----------------------------------	--------------	------------

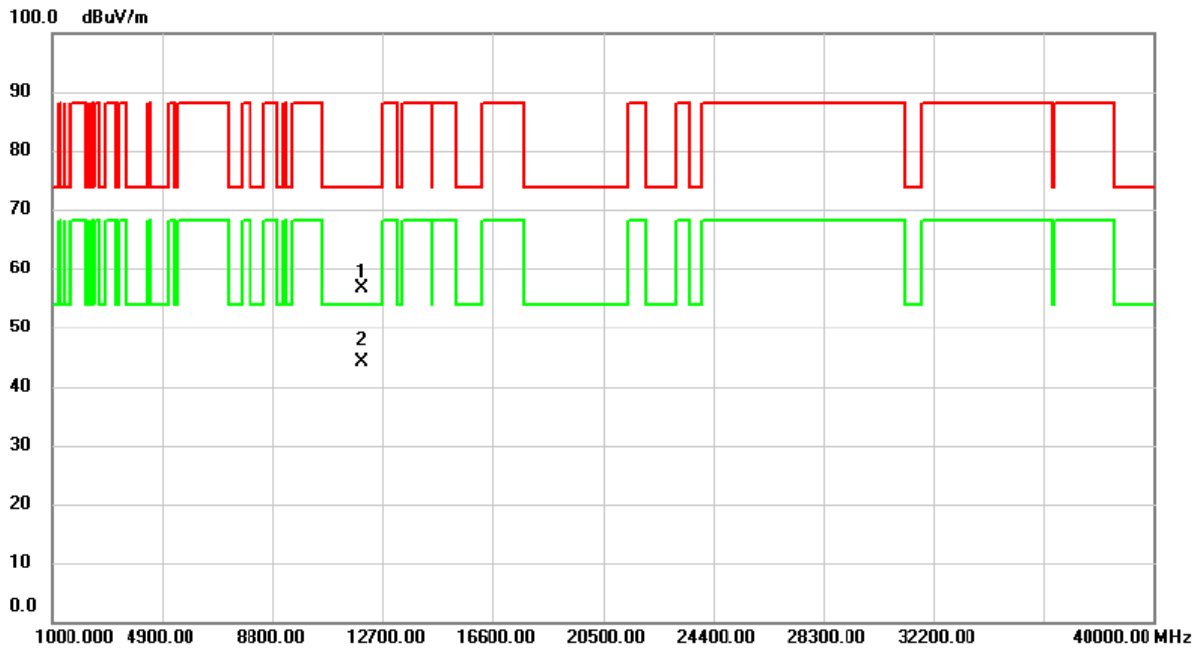


No.	Mk.	Freq. MHz	Reading Level dBuV	Correct Factor dB	Measure- ment dBuV/m	Limit dBuV/m	Margin dB	Detector	Comment
1		5925.000	36.81	16.91	53.72	88.20	-34.48	peak	
2		5925.000	27.99	16.91	44.90	68.20	-23.30	AVG	
3	*	5967.600	68.80	16.94	85.74	68.20	17.54	AVG	No Limit
4	X	5973.800	76.11	16.94	93.05	88.20	4.85	peak	No Limit

REMARKS:

- (1) Measurement Value = Reading Level + Correct Factor.
- (2) Margin Level = Measurement Value - Limit Value.

Test Mode	UNII-5_TX AX(HE40) Mode 5965 MHz	Polarization	Horizontal
-----------	----------------------------------	--------------	------------

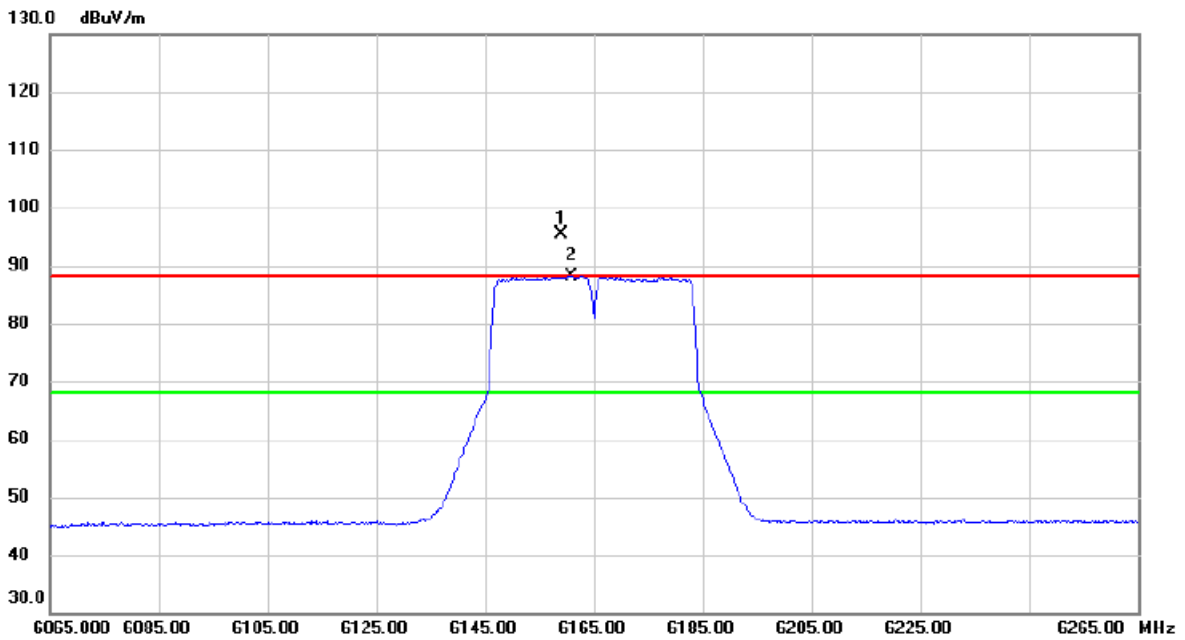


No.	Mk.	Freq. MHz	Reading Level dBuV	Correct Factor dB	Measure- ment dBuV/m	Limit dBuV/m	Margin dB	Detector	Comment
1		11930.31	41.55	15.01	56.56	74.00	-17.44	peak	
2	*	11930.59	29.15	15.01	44.16	54.00	-9.84	AVG	

REMARKS:

- (1) Measurement Value = Reading Level + Correct Factor.
- (2) Margin Level = Measurement Value - Limit Value.

Test Mode	UNII-5_TX AX(HE40) Mode 6165 MHz	Polarization	Vertical
-----------	----------------------------------	--------------	----------

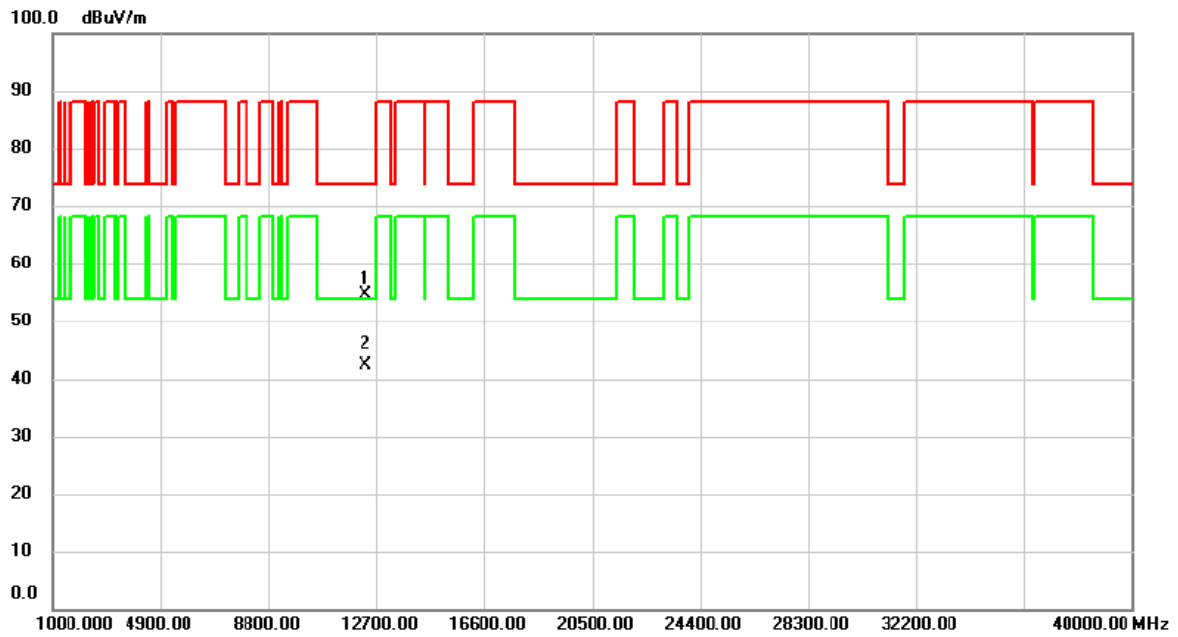


No.	Mk.	Freq. MHz	Reading Level dBuV	Correct Factor dB	Measure- ment dBuV/m	Limit dBuV/m	Margin dB	Detector	Comment
1	X	6159.000	78.01	17.27	95.28	88.20	7.08	peak	No Limit
2	*	6160.800	70.84	17.27	88.11	68.20	19.91	AVG	No Limit

REMARKS:

- (1) Measurement Value = Reading Level + Correct Factor.
- (2) Margin Level = Measurement Value - Limit Value.

Test Mode	UNII-5_TX AX(HE40) Mode 6165 MHz	Polarization	Vertical
-----------	----------------------------------	--------------	----------

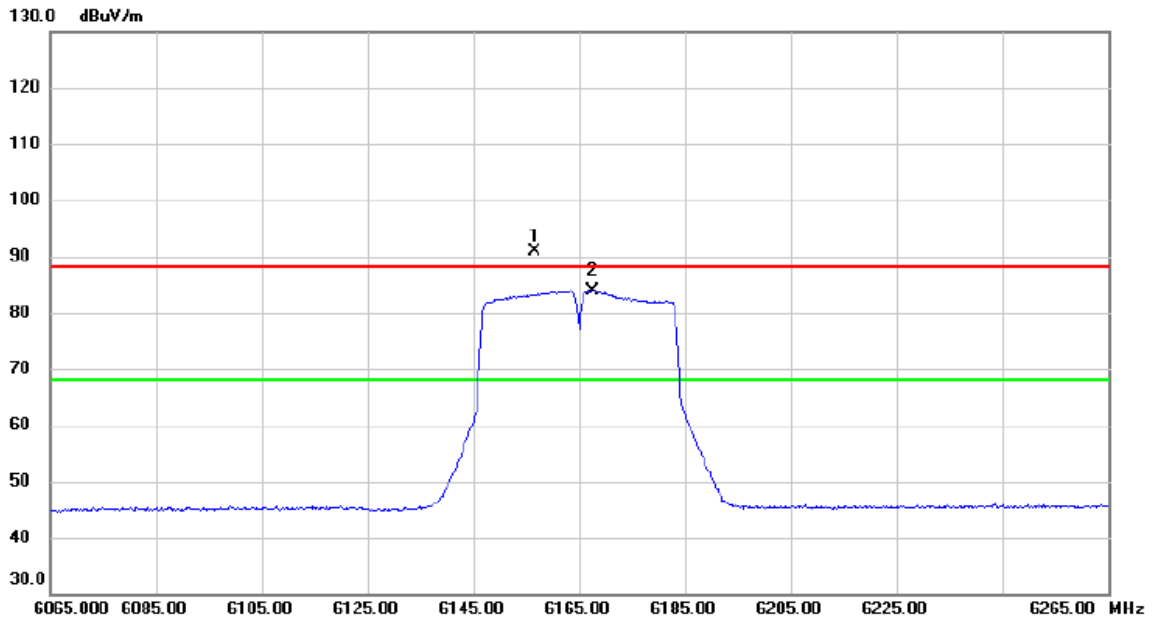


No.	Mk.	Freq. MHz	Reading Level dBuV	Correct Factor dB	Measure- ment dBuV/m	Limit dBuV/m	Margin dB	Detector	Comment
1		12328.75	38.94	15.76	54.70	74.00	-19.30	peak	
2	*	12328.94	26.62	15.76	42.38	54.00	-11.62	AVG	

REMARKS:

- (1) Measurement Value = Reading Level + Correct Factor.
- (2) Margin Level = Measurement Value - Limit Value.

Test Mode	UNII-5_TX AX(HE40) Mode 6165 MHz	Polarization	Horizontal
-----------	----------------------------------	--------------	------------

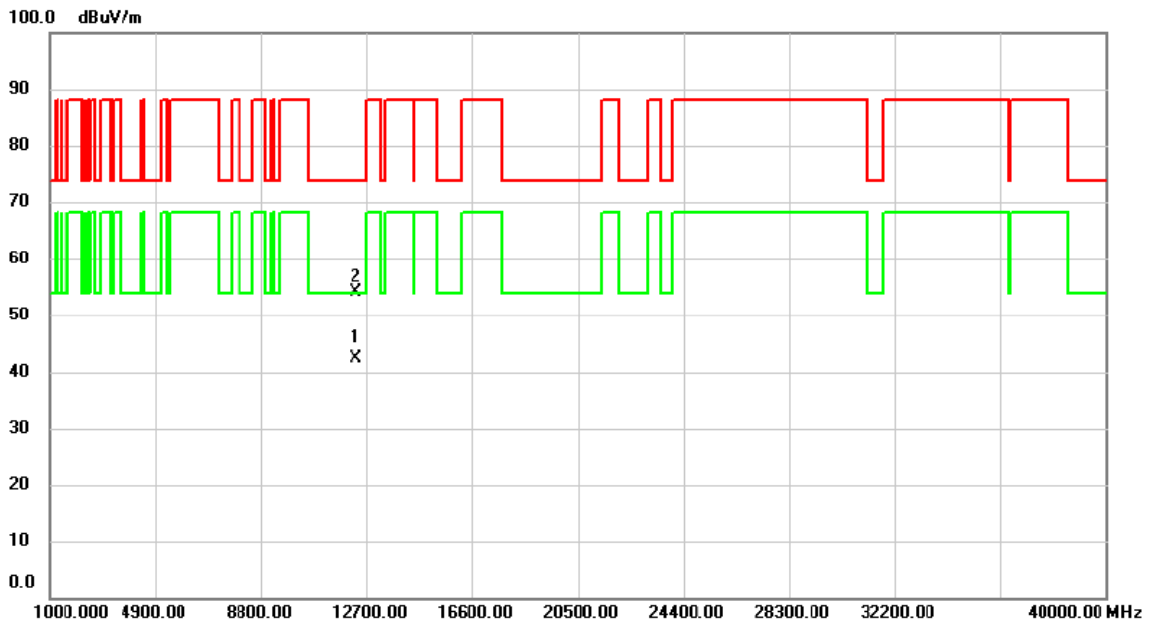


No.	Mk.	Freq. MHz	Reading Level dBuV	Correct Factor dB	Measure- ment dBuV/m	Limit dBuV/m	Margin dB	Detector	Comment
1	X	6156.600	73.64	17.26	90.90	88.20	2.70	peak	No Limit
2	*	6167.600	66.57	17.27	83.84	68.20	15.64	AVG	No Limit

REMARKS:

- (1) Measurement Value = Reading Level + Correct Factor.
- (2) Margin Level = Measurement Value - Limit Value.

Test Mode	UNII-5_TX AX(HE40) Mode 6165 MHz	Polarization	Horizontal
-----------	----------------------------------	--------------	------------

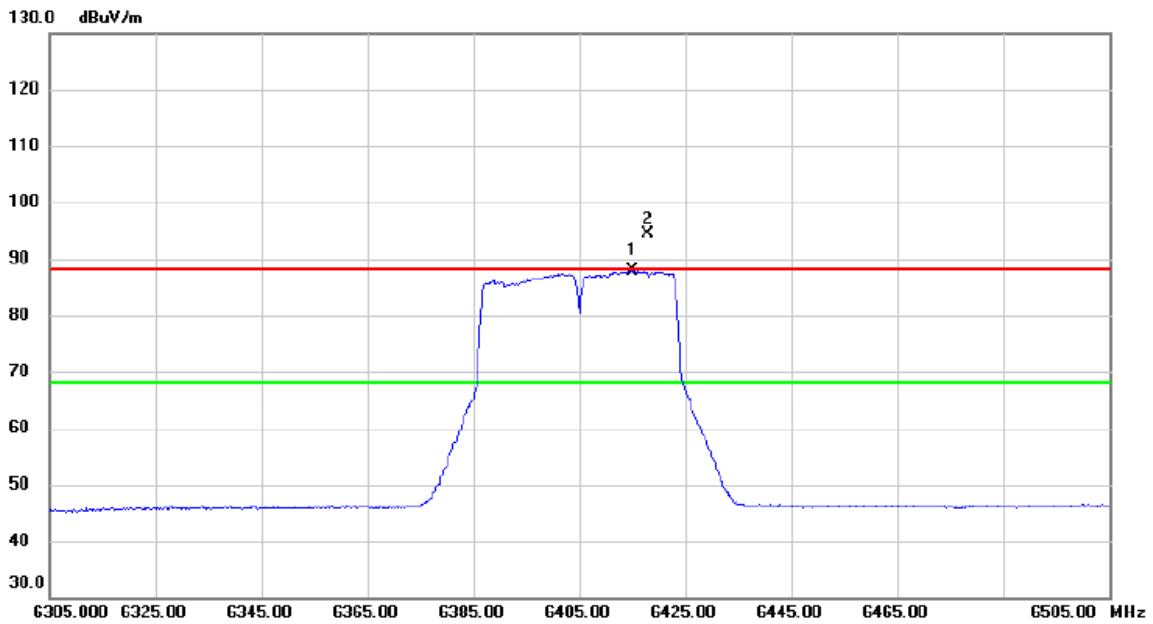


No.	Mk.	Freq. MHz	Reading Level dBuV	Correct Factor dB	Measure- ment dBuV/m	Limit dBuV/m	Margin dB	Detector	Comment
1	*	12328.26	26.68	15.76	42.44	54.00	-11.56	AVG	
2		12329.90	38.25	15.76	54.01	74.00	-19.99	peak	

REMARKS:

- (1) Measurement Value = Reading Level + Correct Factor.
- (2) Margin Level = Measurement Value - Limit Value.

Test Mode	UNII-5_TX AX(HE40) Mode 6405 MHz	Polarization	Vertical
-----------	----------------------------------	--------------	----------

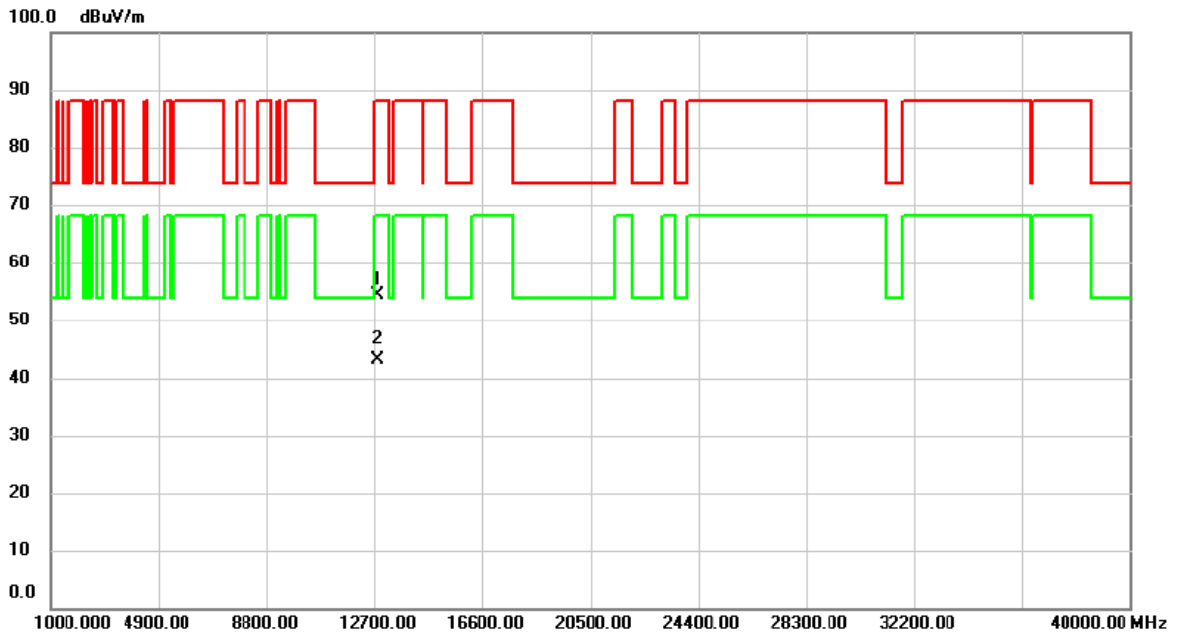


No.	Mk.	Freq. MHz	Reading Level dBuV	Correct Factor dB	Measure- ment dBuV/m	Limit dBuV/m	Margin dB	Detector	Comment
1	*	6415.000	70.14	17.74	87.88	68.20	19.68	AVG	No Limit
2	X	6417.800	76.70	17.74	94.44	88.20	6.24	peak	No Limit

REMARKS:

- (1) Measurement Value = Reading Level + Correct Factor.
- (2) Margin Level = Measurement Value - Limit Value.

Test Mode	UNII-5_TX AX(HE40) Mode 6405 MHz	Polarization	Vertical
-----------	----------------------------------	--------------	----------

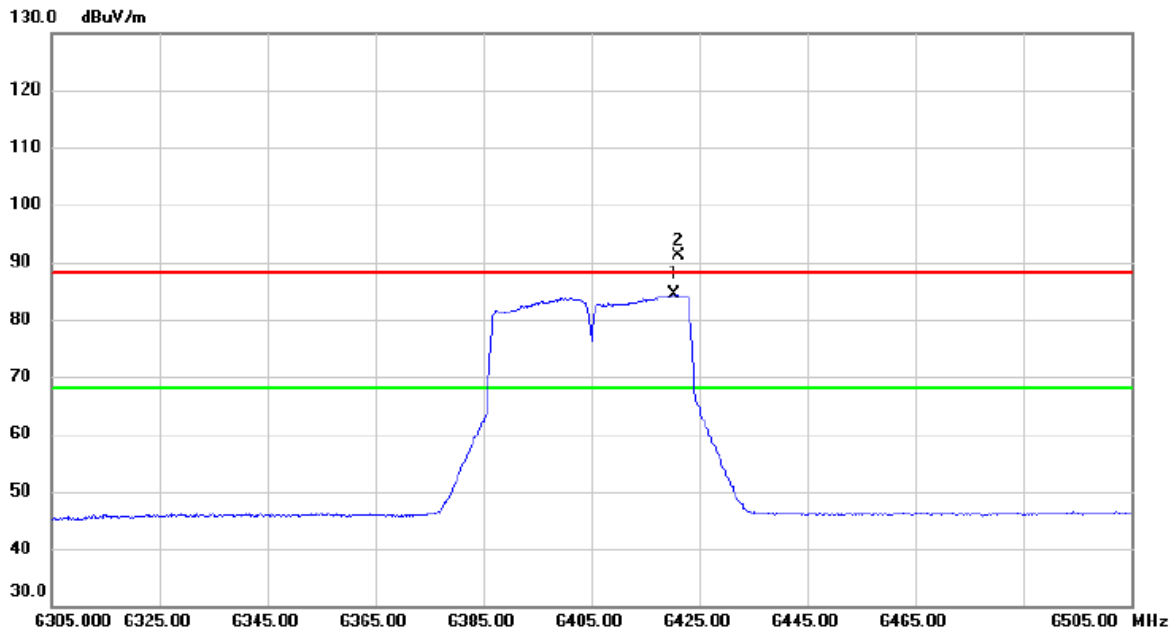


No.	Mk.	Freq. MHz	Reading Level dBuV	Correct Factor dB	Measure- ment dBuV/m	Limit dBuV/m	Margin dB	Detector	Comment
1		12807.83	37.95	16.43	54.38	88.20	-33.82	peak	
2	*	12811.64	26.67	16.44	43.11	68.20	-25.09	AVG	

REMARKS:

- (1) Measurement Value = Reading Level + Correct Factor.
- (2) Margin Level = Measurement Value - Limit Value.

Test Mode	UNII-5_TX AX(HE40) Mode 6405 MHz	Polarization	Horizontal
-----------	----------------------------------	--------------	------------

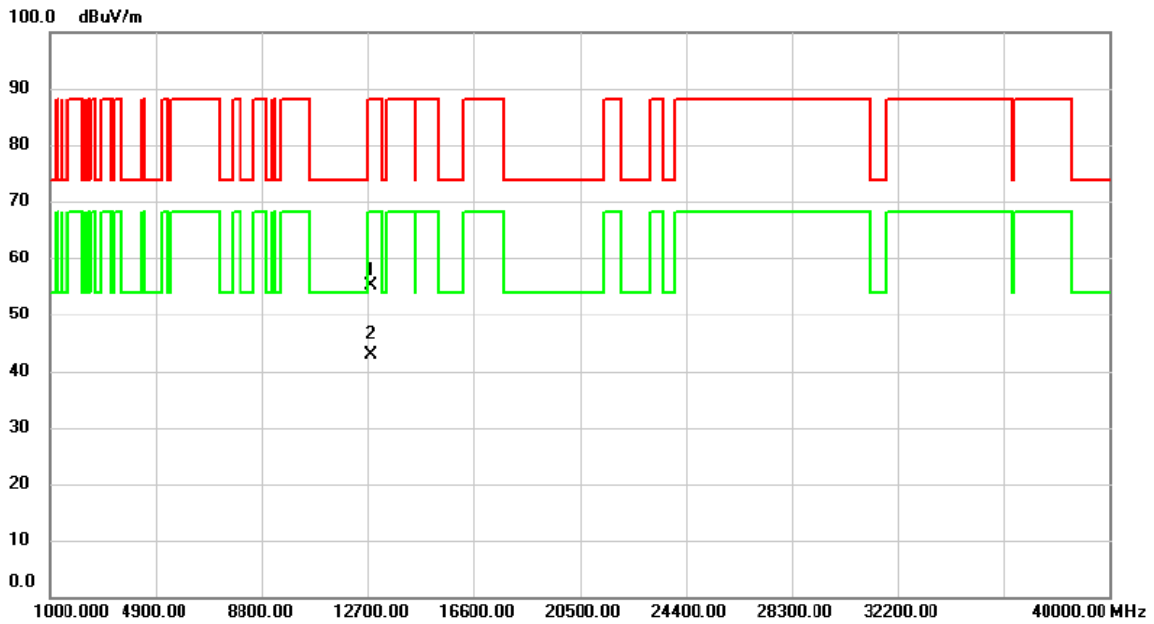


No.	Mk.	Freq. MHz	Reading Level dBuV	Correct Factor dB	Measure- ment dBuV/m	Limit dBuV/m	Margin dB	Detector	Comment
1	*	6420.400	66.61	17.75	84.36	68.20	16.16	AVG	No Limit
2	X	6421.200	73.44	17.75	91.19	88.20	2.99	peak	No Limit

REMARKS:

- (1) Measurement Value = Reading Level + Correct Factor.
- (2) Margin Level = Measurement Value - Limit Value.

Test Mode	UNII-5_TX AX(HE40) Mode 6405 MHz	Polarization	Horizontal
-----------	----------------------------------	--------------	------------

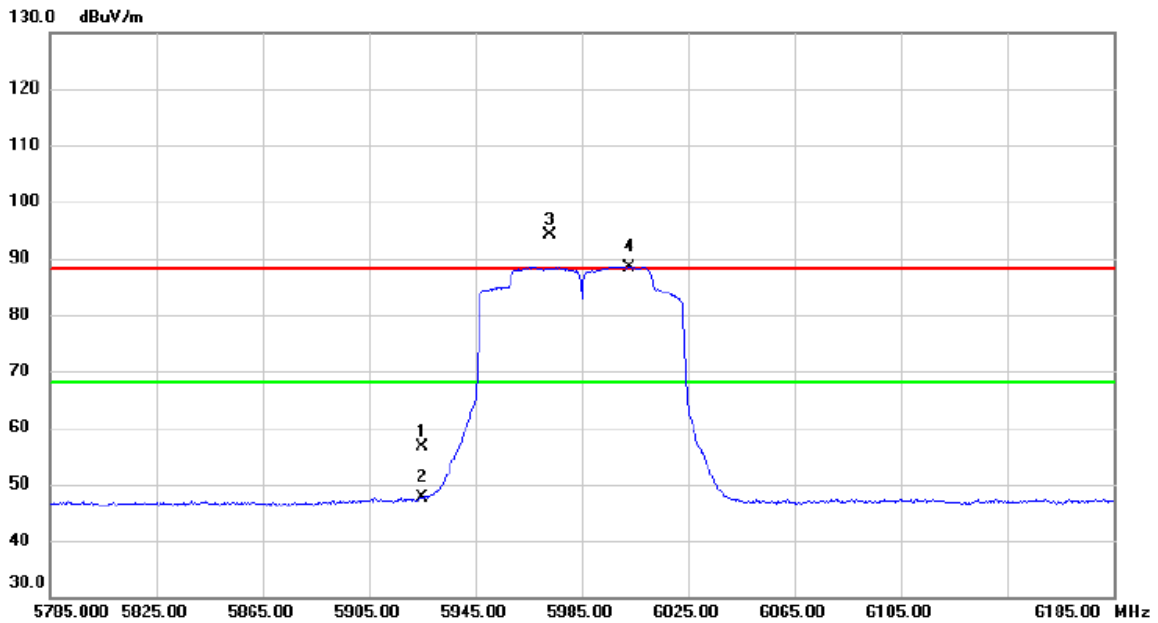


No.	Mk.	Freq. MHz	Reading Level dBuV	Correct Factor dB	Measure- ment dBuV/m	Limit dBuV/m	Margin dB	Detector	Comment
1		12811.70	38.81	16.44	55.25	88.20	-32.95	peak	
2	*	12812.30	26.55	16.44	42.99	68.20	-25.21	AVG	

REMARKS:

- (1) Measurement Value = Reading Level + Correct Factor.
- (2) Margin Level = Measurement Value - Limit Value.

Test Mode	UNII-5_TX AX(HE80) Mode 5985 MHz	Polarization	Vertical
-----------	----------------------------------	--------------	----------

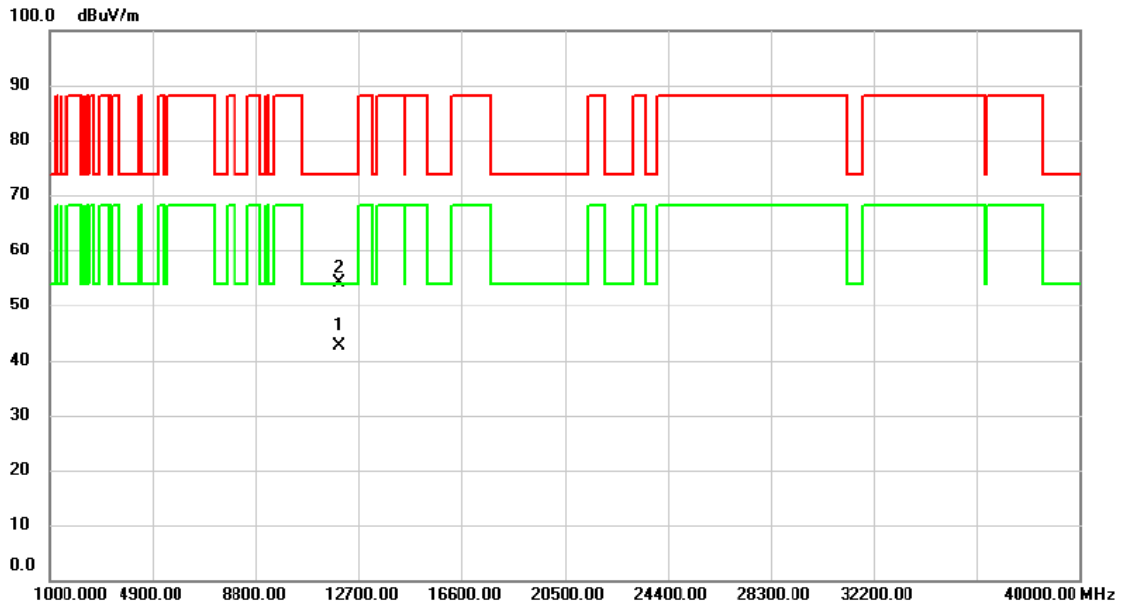


No.	Mk.	Freq. MHz	Reading Level dBuV	Correct Factor dB	Measure- ment dBuV/m	Limit dBuV/m	Margin dB	Detector	Comment
1		5925.000	39.62	16.91	56.53	88.20	-31.67	peak	
2		5925.000	30.81	16.91	47.72	68.20	-20.48	AVG	
3	X	5973.000	77.23	16.95	94.18	88.20	5.98	peak	No Limit
4	*	6002.600	71.53	16.96	88.49	68.20	20.29	AVG	No Limit

REMARKS:

- (1) Measurement Value = Reading Level + Correct Factor.
- (2) Margin Level = Measurement Value - Limit Value.

Test Mode	UNII-5_TX AX(HE80) Mode 5985 MHz	Polarization	Vertical
-----------	----------------------------------	--------------	----------

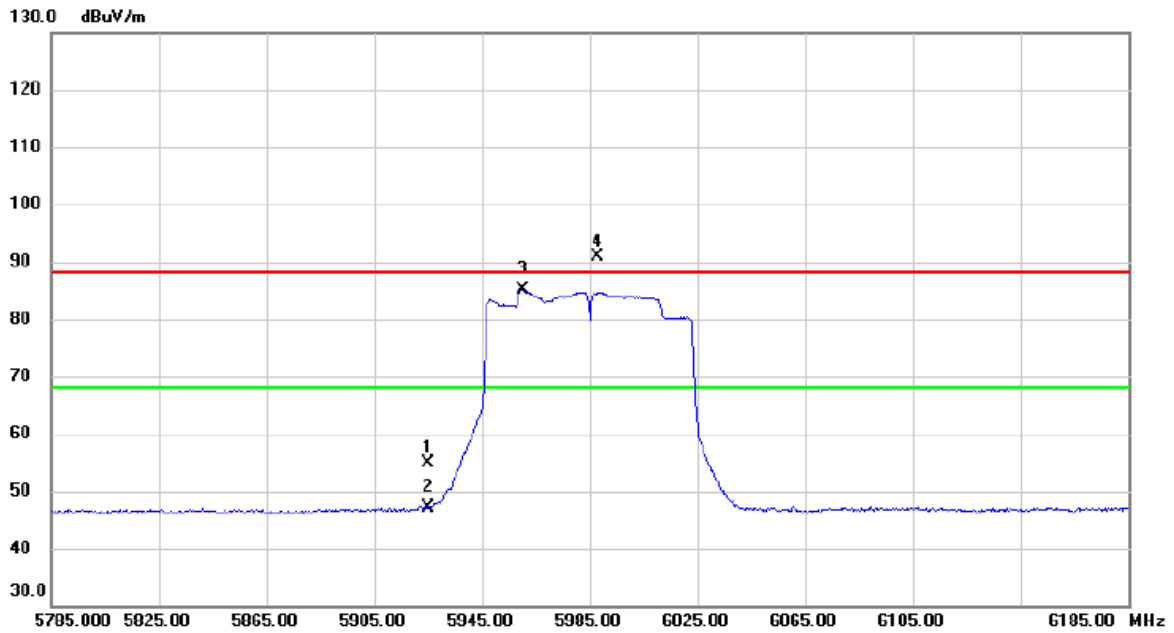


No.	Mk.	Freq. MHz	Reading Level dBuV	Correct Factor dB	Measure- ment dBuV/m	Limit dBuV/m	Margin dB	Detector	Comment
1	*	11969.66	27.56	15.05	42.61	54.00	-11.39	AVG	
2		11971.72	39.02	15.06	54.08	74.00	-19.92	peak	

REMARKS:

- (1) Measurement Value = Reading Level + Correct Factor.
- (2) Margin Level = Measurement Value - Limit Value.

Test Mode	UNII-5_TX AX(HE80) Mode 5985 MHz	Polarization	Horizontal
-----------	----------------------------------	--------------	------------

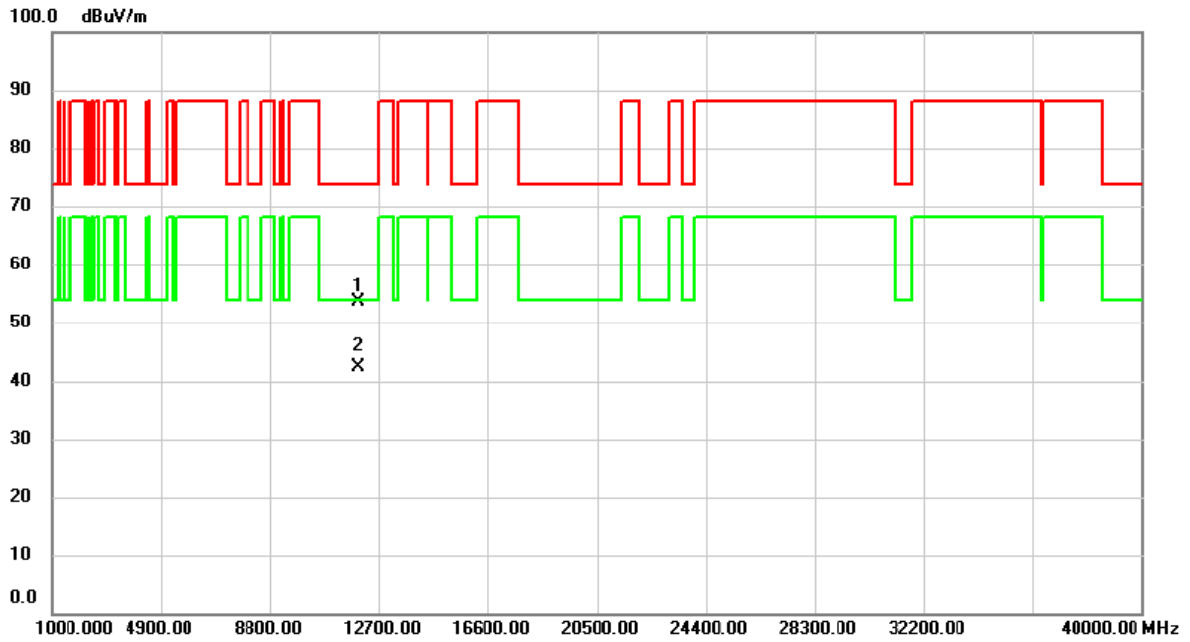


No.	Mk.	Freq. MHz	Reading Level dBuV	Correct Factor dB	Measure- ment dBuV/m	Limit dBuV/m	Margin dB	Detector	Comment
1		5925.000	37.90	16.91	54.81	88.20	-33.39	peak	
2		5925.000	30.32	16.91	47.23	68.20	-20.97	AVG	
3	*	5960.200	68.19	16.93	85.12	68.20	16.92	AVG	No Limit
4	X	5987.800	73.90	16.96	90.86	88.20	2.66	peak	No Limit

REMARKS:

- (1) Measurement Value = Reading Level + Correct Factor.
- (2) Margin Level = Measurement Value - Limit Value.

Test Mode	UNII-5_TX AX(HE80) Mode 5985 MHz	Polarization	Horizontal
-----------	----------------------------------	--------------	------------

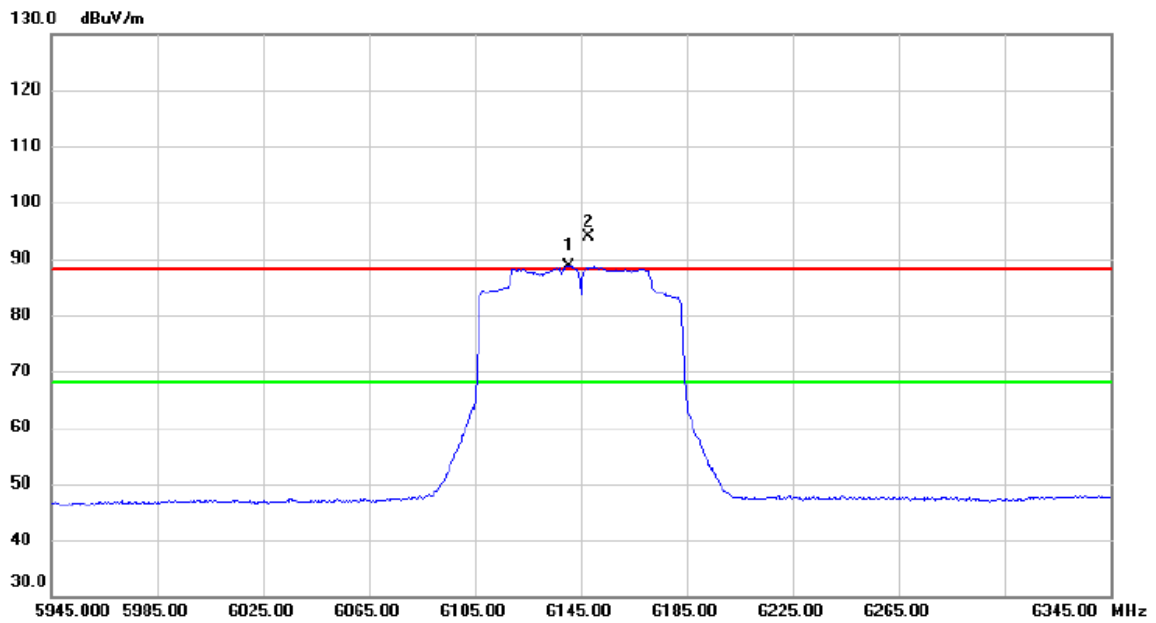


No.	Mk.	Freq. MHz	Reading Level dBuV	Correct Factor dB	Measure- ment dBuV/m	Limit dBuV/m	Margin dB	Detector	Comment
1		11969.44	38.65	15.05	53.70	74.00	-20.30	peak	
2	*	11969.56	27.25	15.05	42.30	54.00	-11.70	AVG	

REMARKS:

- (1) Measurement Value = Reading Level + Correct Factor.
- (2) Margin Level = Measurement Value - Limit Value.

Test Mode	UNII-5_TX AX(HE80) Mode 6145 MHz	Polarization	Vertical
-----------	----------------------------------	--------------	----------

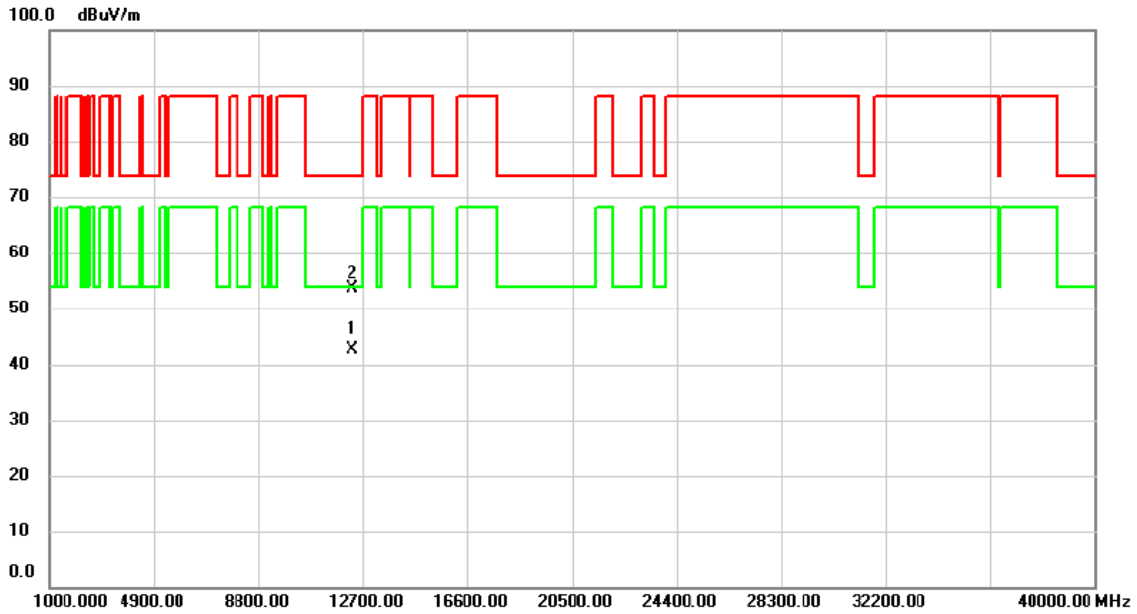


No.	Mk.	Freq. MHz	Reading Level dBuV	Correct Factor dB	Measure- ment dBuV/m	Limit dBuV/m	Margin dB	Detector	Comment
1	*	6140.600	71.41	17.22	88.63	68.20	20.43	AVG	No Limit
2	X	6147.800	76.73	17.23	93.96	88.20	5.76	peak	No Limit

REMARKS:

- (1) Measurement Value = Reading Level + Correct Factor.
- (2) Margin Level = Measurement Value - Limit Value.

Test Mode	UNII-5_TX AX(HE80) Mode 6145 MHz	Polarization	Vertical
-----------	----------------------------------	--------------	----------

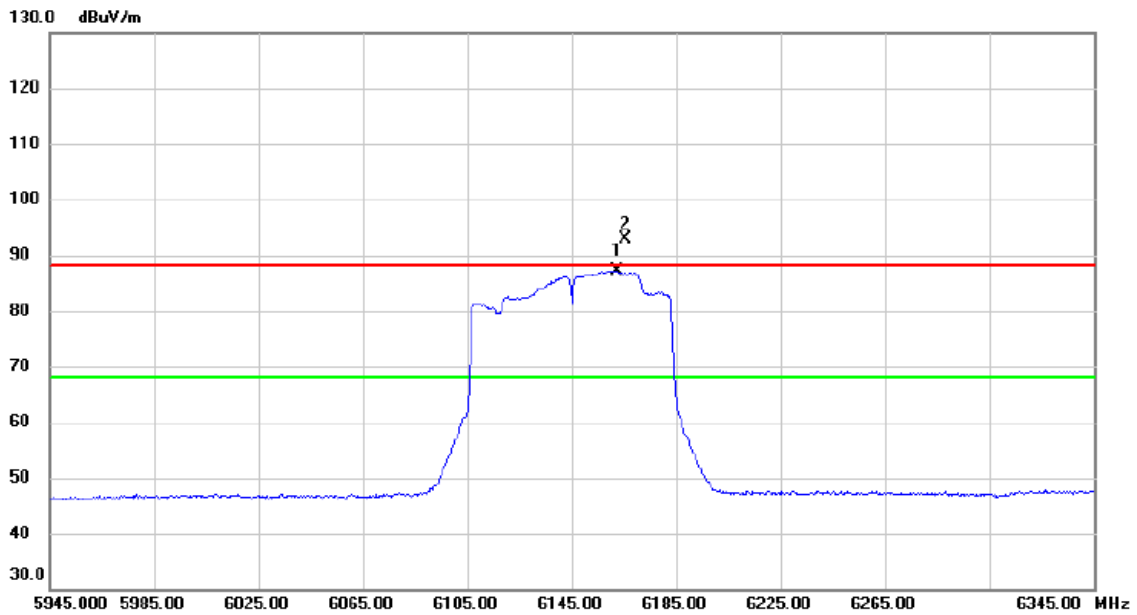


No.	Mk.	Freq. MHz	Reading Level dBuV	Correct Factor dB	Measure- ment dBuV/m	Limit dBuV/m	Margin dB	Detector	Comment
1	*	12289.15	27.06	15.67	42.73	54.00	-11.27	AVG	
2		12289.17	37.88	15.67	53.55	74.00	-20.45	peak	

REMARKS:

- (1) Measurement Value = Reading Level + Correct Factor.
- (2) Margin Level = Measurement Value - Limit Value.

Test Mode	UNII-5_TX AX(HE80) Mode 6145 MHz	Polarization	Horizontal
-----------	----------------------------------	--------------	------------

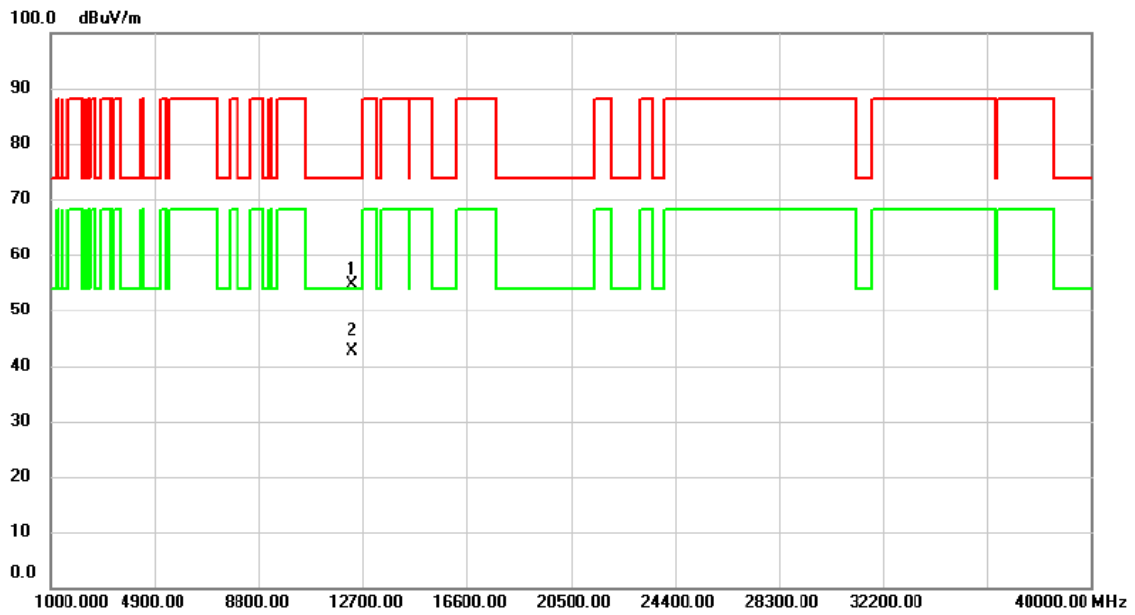


No.	Mk.	Freq. MHz	Reading Level dBuV	Correct Factor dB	Measure- ment dBuV/m	Limit dBuV/m	Margin dB	Detector	Comment
1	*	6162.200	69.86	17.27	87.13	68.20	18.93	AVG	No Limit
2	X	6165.400	75.62	17.27	92.89	88.20	4.69	peak	No Limit

REMARKS:

- (1) Measurement Value = Reading Level + Correct Factor.
- (2) Margin Level = Measurement Value - Limit Value.

Test Mode	UNII-5_TX AX(HE80) Mode 6145 MHz	Polarization	Horizontal
-----------	----------------------------------	--------------	------------

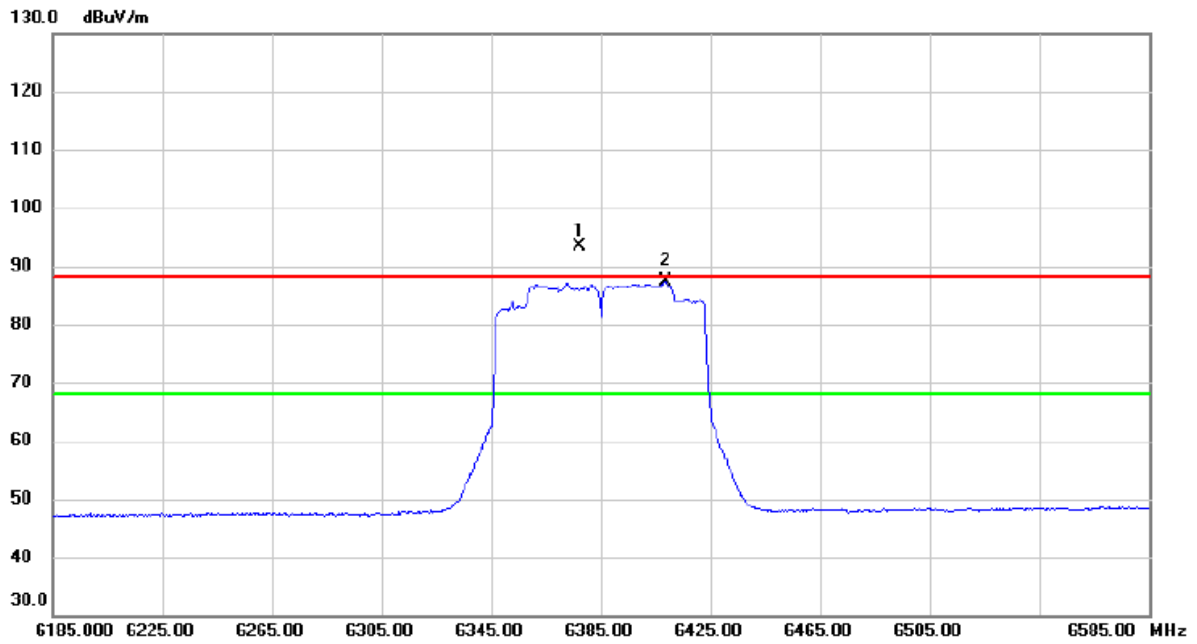


No.	Mk.	Freq. MHz	Reading Level dBuV	Correct Factor dB	Measure- ment dBuV/m	Limit dBuV/m	Margin dB	Detector	Comment
1		12289.08	38.92	15.67	54.59	74.00	-19.41	peak	
2	*	12291.92	26.96	15.68	42.64	54.00	-11.36	AVG	

REMARKS:

- (1) Measurement Value = Reading Level + Correct Factor.
- (2) Margin Level = Measurement Value - Limit Value.

Test Mode	UNII-5_TX AX(HE80) Mode 6385 MHz	Polarization	Vertical
-----------	----------------------------------	--------------	----------

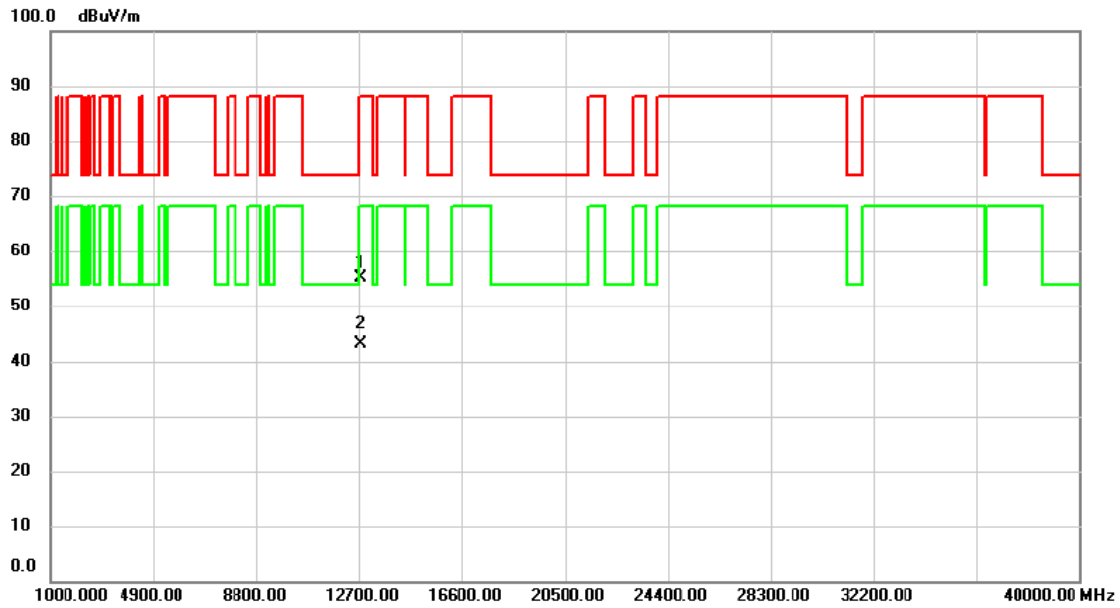


No.	Mk.	Freq. MHz	Reading Level dBuV	Correct Factor dB	Measure- ment dBuV/m	Limit dBuV/m	Margin dB	Detector	Comment
1	X	6377.000	75.67	17.67	93.34	88.20	5.14	peak	No Limit
2	*	6408.600	69.68	17.73	87.41	68.20	19.21	AVG	No Limit

REMARKS:

- (1) Measurement Value = Reading Level + Correct Factor.
- (2) Margin Level = Measurement Value - Limit Value.

Test Mode	UNII-5_TX AX(HE80) Mode 6385 MHz	Polarization	Vertical
-----------	----------------------------------	--------------	----------

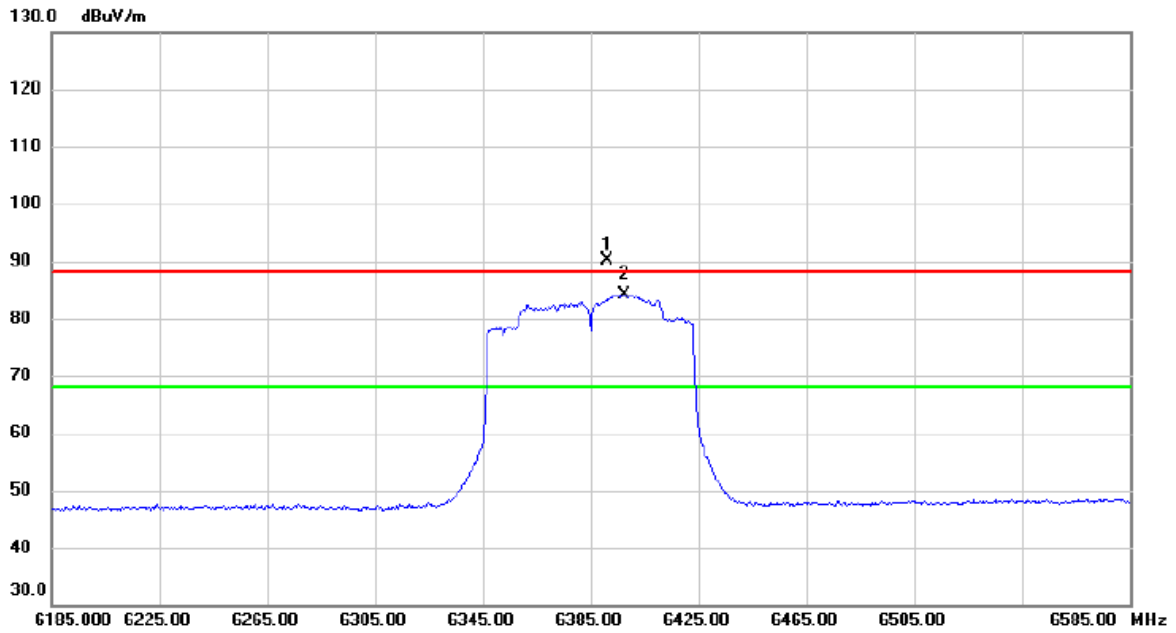


No. Mk.	Freq. MHz	Reading Level dBuV	Correct Factor dB	Measurement dBuV/m	Limit dBuV/m	Margin dB	Detector	Comment
1	12767.75	38.70	16.39	55.09	88.20	-33.11	peak	
2 *	12771.45	26.80	16.39	43.19	68.20	-25.01	AVG	

REMARKS:

- (1) Measurement Value = Reading Level + Correct Factor.
- (2) Margin Level = Measurement Value - Limit Value.

Test Mode	UNII-5_TX AX(HE80) Mode 6385 MHz	Polarization	Horizontal
-----------	----------------------------------	--------------	------------

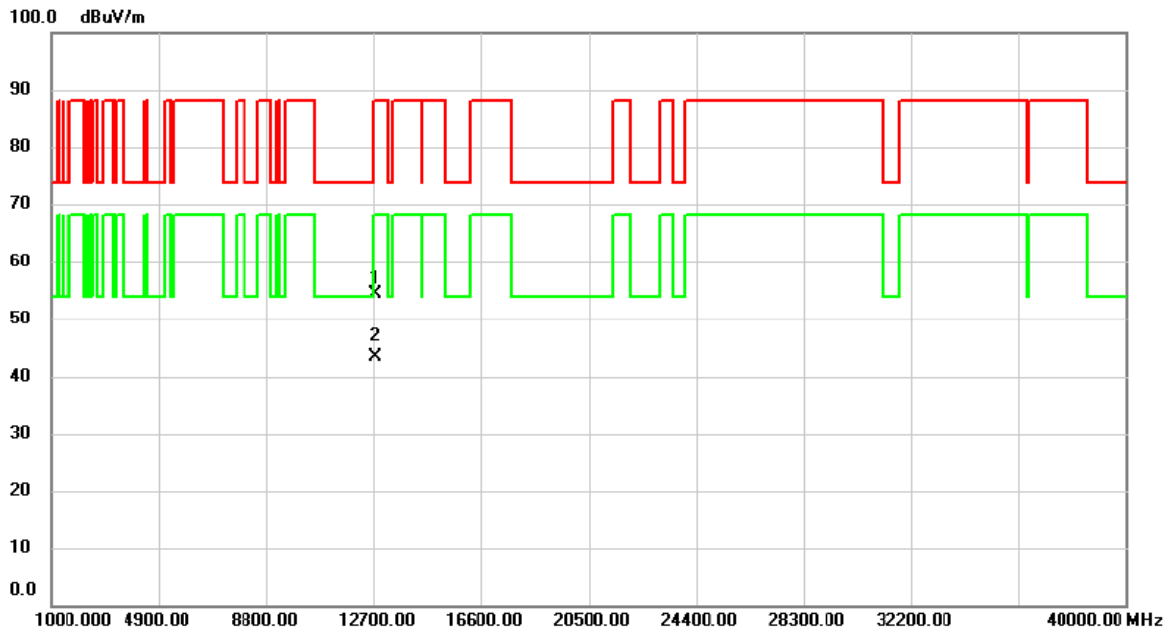


No.	Mk.	Freq. MHz	Reading Level dBuV	Correct Factor dB	Measure- ment dBuV/m	Limit dBuV/m	Margin dB	Detector	Comment
1	X	6391.400	72.35	17.69	90.04	88.20	1.84	peak	No Limit
2	*	6397.400	66.40	17.71	84.11	68.20	15.91	AVG	No Limit

REMARKS:

- (1) Measurement Value = Reading Level + Correct Factor.
- (2) Margin Level = Measurement Value - Limit Value.

Test Mode	UNII-5_TX AX(HE80) Mode 6385 MHz	Polarization	Horizontal
-----------	----------------------------------	--------------	------------

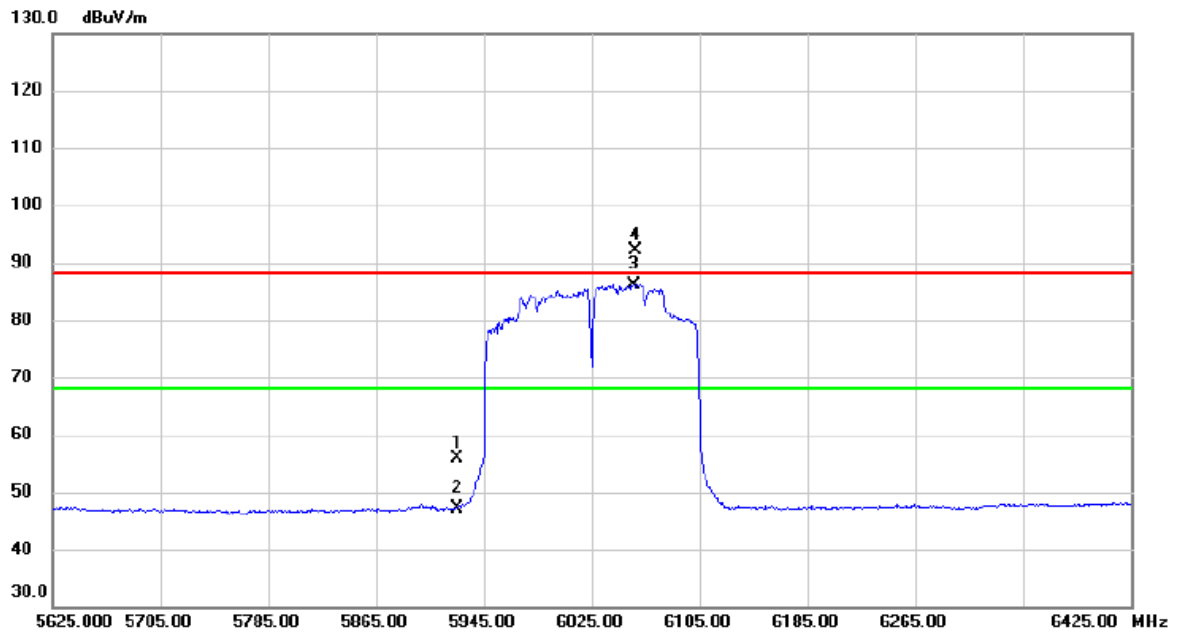


No.	Mk.	Freq. MHz	Reading Level dBuV	Correct Factor dB	Measure- ment dBuV/m	Limit dBuV/m	Margin dB	Detector	Comment
1		12769.49	37.92	16.39	54.31	88.20	-33.89	peak	
2	*	12771.95	26.90	16.39	43.29	68.20	-24.91	AVG	

REMARKS:

- (1) Measurement Value = Reading Level + Correct Factor.
- (2) Margin Level = Measurement Value - Limit Value.

Test Mode	UNII-5_TX AX(HE160) Mode 6025 MHz	Polarization	Vertical
-----------	-----------------------------------	--------------	----------

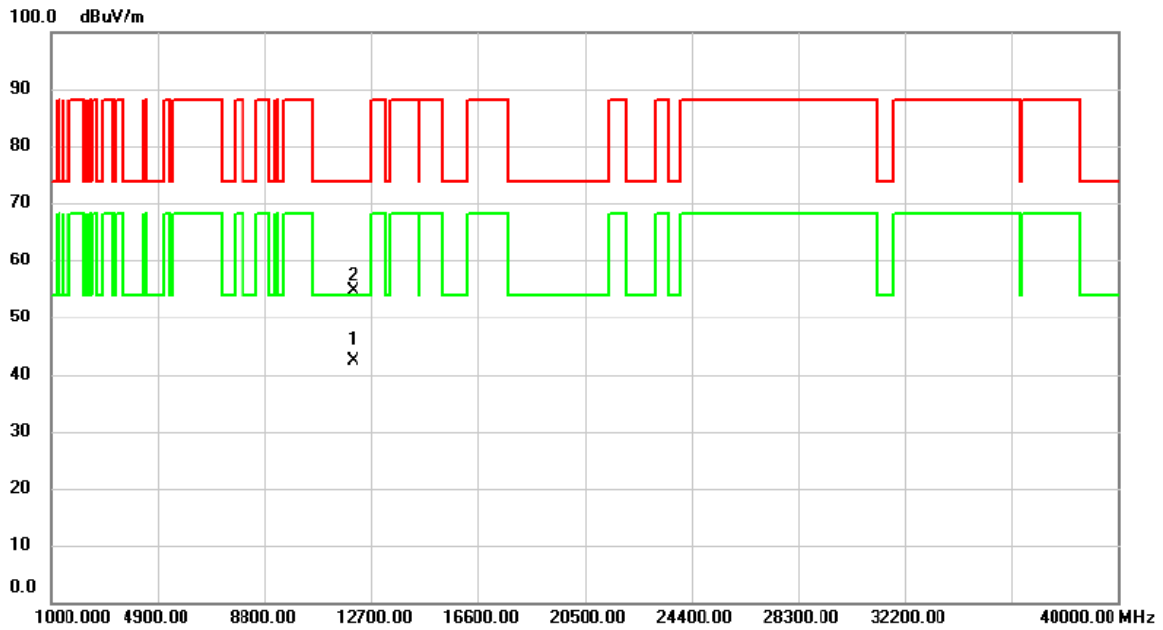


No.	Mk.	Freq. MHz	Reading Level dBuV	Correct Factor dB	Measure- ment dBuV/m	Limit dBuV/m	Margin dB	Detector	Comment
1		5925.000	38.89	16.91	55.80	88.20	-32.40	peak	
2		5925.000	30.19	16.91	47.10	68.20	-21.10	AVG	
3	*	6056.200	69.03	17.07	86.10	68.20	17.90	AVG	No Limit
4	X	6057.800	75.09	17.08	92.17	88.20	3.97	peak	No Limit

REMARKS:

- (1) Measurement Value = Reading Level + Correct Factor.
- (2) Margin Level = Measurement Value - Limit Value.

Test Mode	UNII-5_TX AX(HE160) Mode 6025 MHz	Polarization	Vertical
-----------	-----------------------------------	--------------	----------

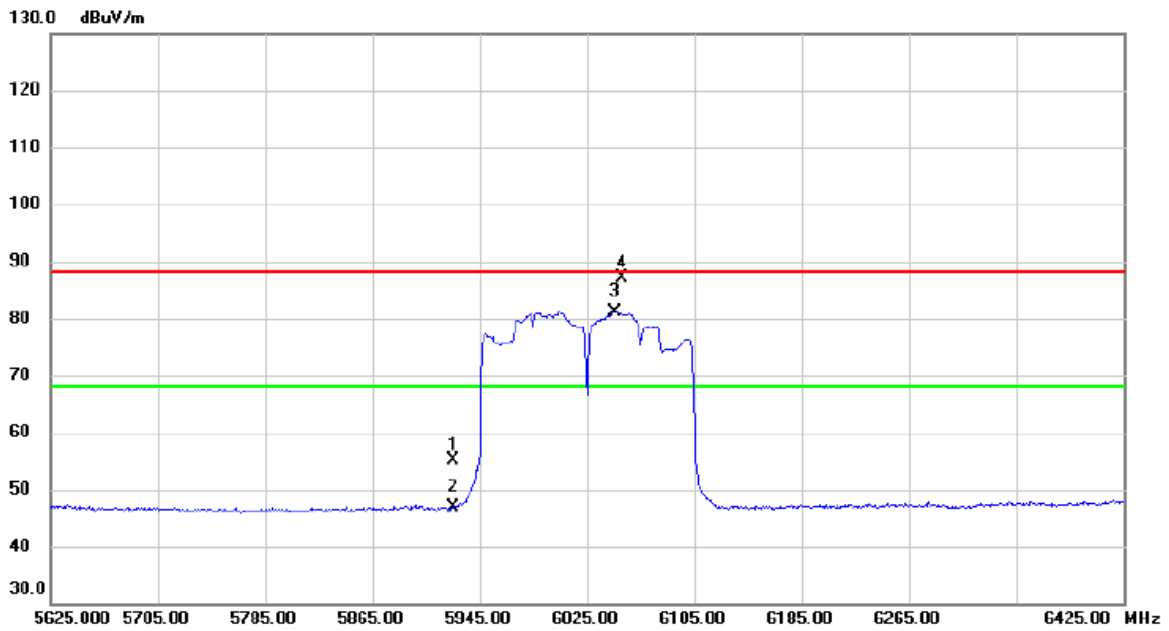


No.	Mk.	Freq. MHz	Reading Level dBuV	Correct Factor dB	Measure- ment dBuV/m	Limit dBuV/m	Margin dB	Detector	Comment
1	*	12048.53	27.31	15.17	42.48	54.00	-11.52	AVG	
2		12050.93	39.45	15.18	54.63	74.00	-19.37	peak	

REMARKS:

- (1) Measurement Value = Reading Level + Correct Factor.
- (2) Margin Level = Measurement Value - Limit Value.

Test Mode	UNII-5_TX AX(HE160) Mode 6025 MHz	Polarization	Horizontal
-----------	-----------------------------------	--------------	------------

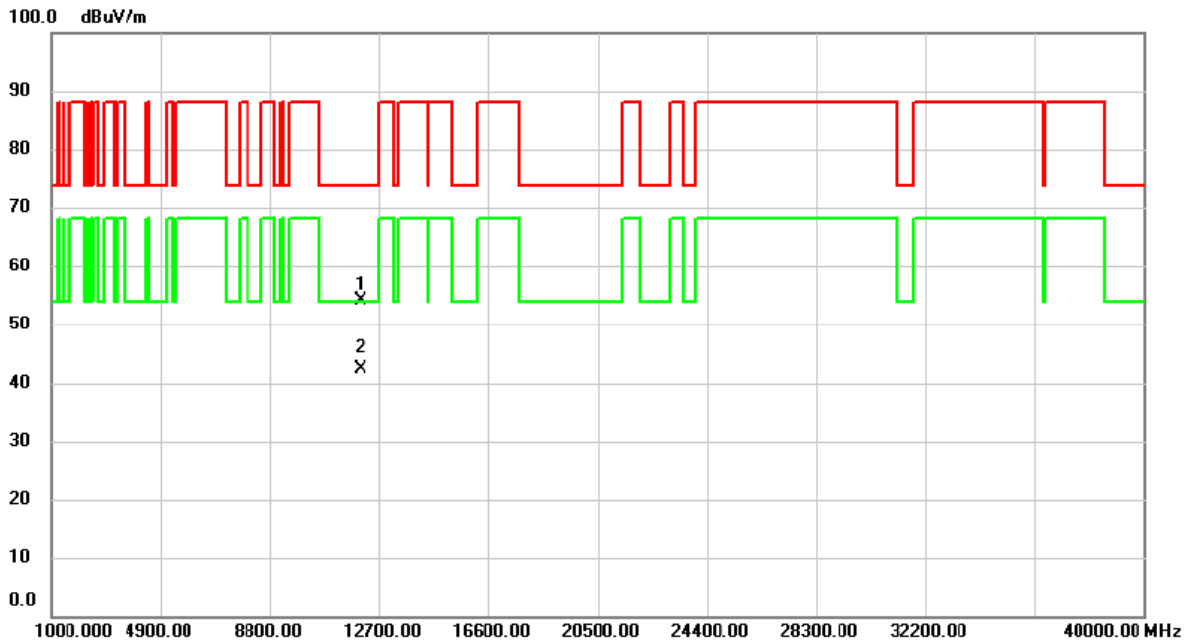


No.	Mk.	Freq. MHz	Reading Level dBuV	Correct Factor dB	Measure- ment dBuV/m	Limit dBuV/m	Margin dB	Detector	Comment
1		5925.000	38.10	16.91	55.01	88.20	-33.19	peak	
2		5925.000	29.97	16.91	46.88	68.20	-21.32	AVG	
3	*	6045.800	64.15	17.04	81.19	68.20	12.99	AVG	No Limit
4		6050.600	70.00	17.06	87.06	88.20	-1.14	peak	No Limit

REMARKS:

- (1) Measurement Value = Reading Level + Correct Factor.
- (2) Margin Level = Measurement Value - Limit Value.

Test Mode	UNII-5_TX AX(HE160) Mode 6025 MHz	Polarization	Horizontal
-----------	-----------------------------------	--------------	------------

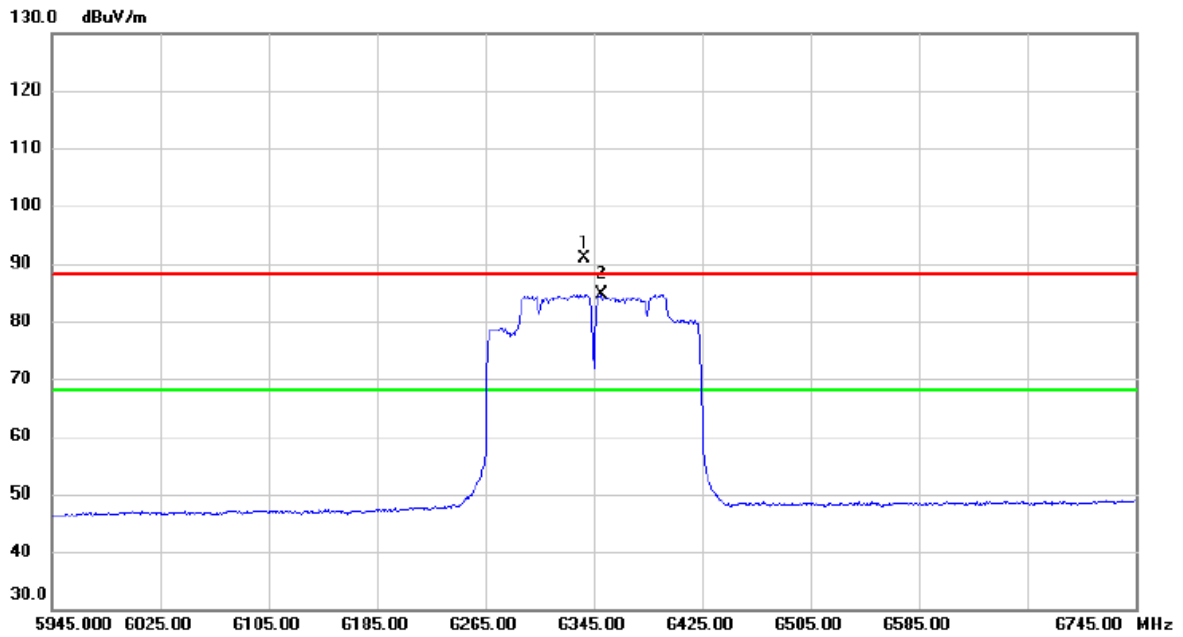


No.	Mk.	Freq. MHz	Reading Level dBuV	Correct Factor dB	Measure- ment dBuV/m	Limit dBuV/m	Margin dB	Detector	Comment
1		12048.05	38.97	15.17	54.14	74.00	-19.86	peak	
2	*	12050.69	27.27	15.18	42.45	54.00	-11.55	AVG	

REMARKS:

- (1) Measurement Value = Reading Level + Correct Factor.
- (2) Margin Level = Measurement Value - Limit Value.

Test Mode	UNII-5_TX AX(HE160) Mode 6345 MHz	Polarization	Vertical
-----------	-----------------------------------	--------------	----------

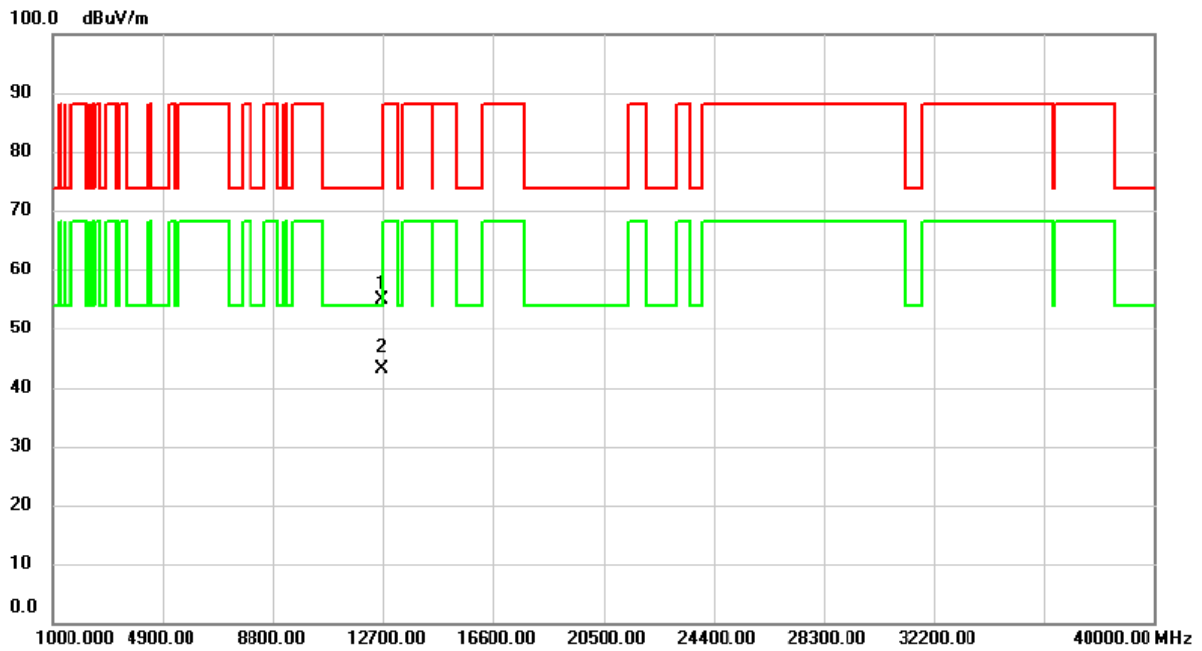


No.	Mk.	Freq. MHz	Reading Level dBuV	Correct Factor dB	Measure- ment dBuV/m	Limit dBuV/m	Margin dB	Detector	Comment
1	X	6337.800	73.25	17.59	90.84	88.20	2.64	peak	No Limit
2	*	6350.600	67.03	17.62	84.65	68.20	16.45	AVG	No Limit

REMARKS:

- (1) Measurement Value = Reading Level + Correct Factor.
- (2) Margin Level = Measurement Value - Limit Value.

Test Mode	UNII-5_TX AX(HE160) Mode 6345 MHz	Polarization	Vertical
-----------	-----------------------------------	--------------	----------

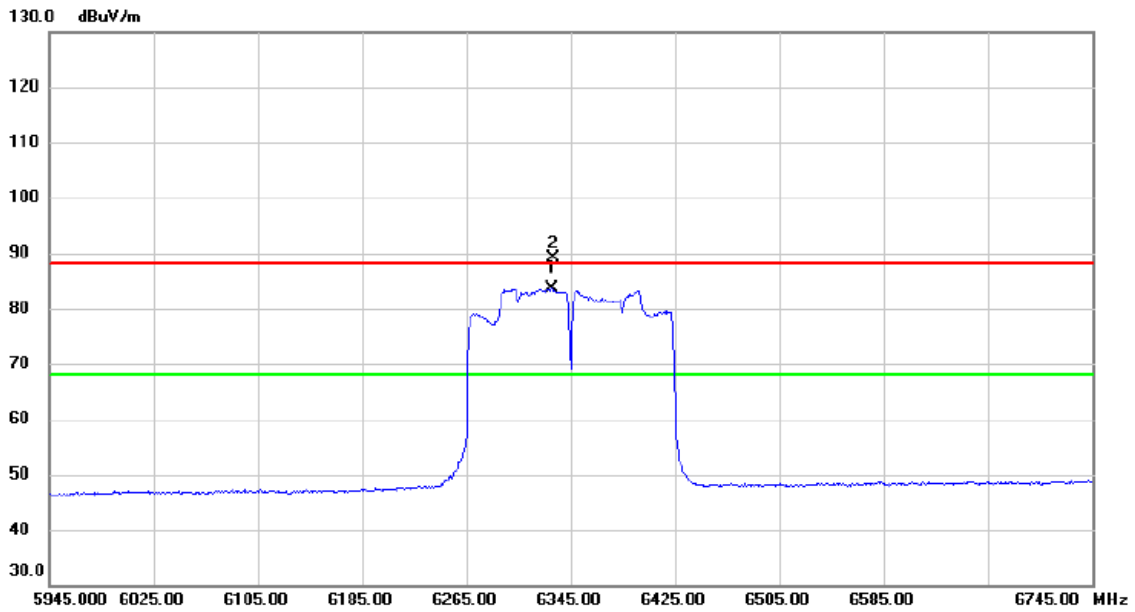


No.	Mk.	Freq. MHz	Reading Level dBuV	Correct Factor dB	Measure- ment dBuV/m	Limit dBuV/m	Margin dB	Detector	Comment
1		12691.46	38.66	16.31	54.97	74.00	-19.03	peak	
2	*	12692.13	26.78	16.31	43.09	54.00	-10.91	AVG	

REMARKS:

- (1) Measurement Value = Reading Level + Correct Factor.
- (2) Margin Level = Measurement Value - Limit Value.

Test Mode	UNII-5_TX AX(HE160) Mode 6345 MHz	Polarization	Horizontal
-----------	-----------------------------------	--------------	------------

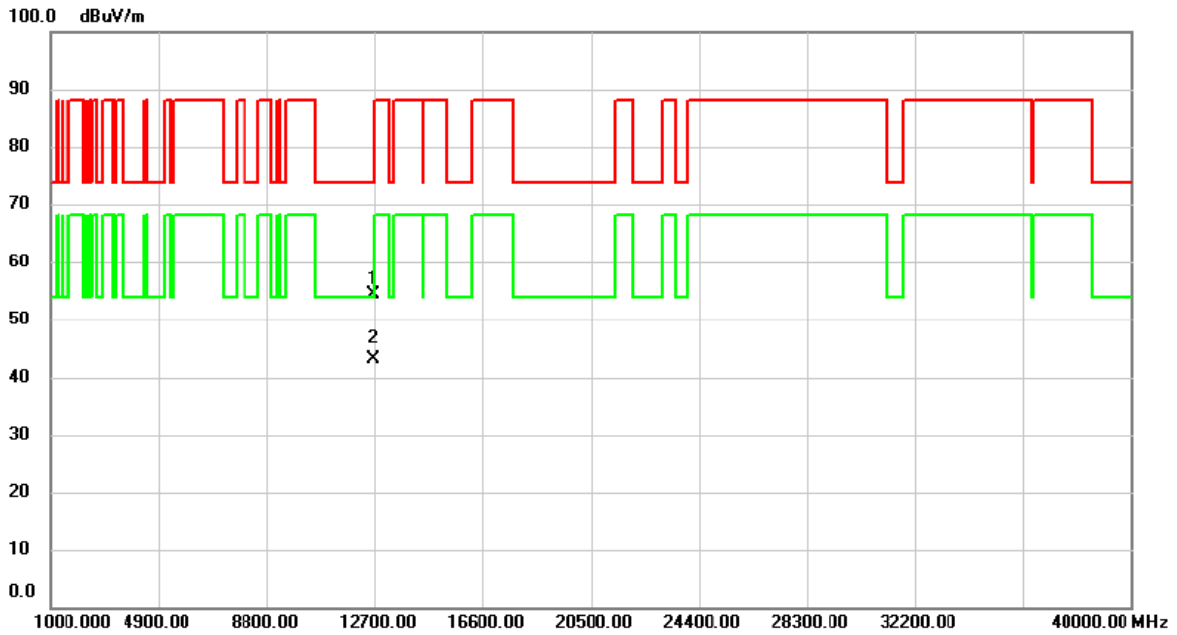


No.	Mk.	Freq.	Reading Level	Correct Factor	Measurement	Limit	Margin	Detector	Comment
		MHz	dBuV	dB	dBuV/m	dBuV/m	dB		
1	*	6330.600	65.96	17.57	83.53	68.20	15.33	AVG	No Limit
2	X	6331.400	71.53	17.58	89.11	88.20	0.91	peak	No Limit

REMARKS:

- (1) Measurement Value = Reading Level + Correct Factor.
- (2) Margin Level = Measurement Value - Limit Value.

Test Mode	UNII-5_TX AX(HE160) Mode 6345 MHz	Polarization	Horizontal
-----------	-----------------------------------	--------------	------------

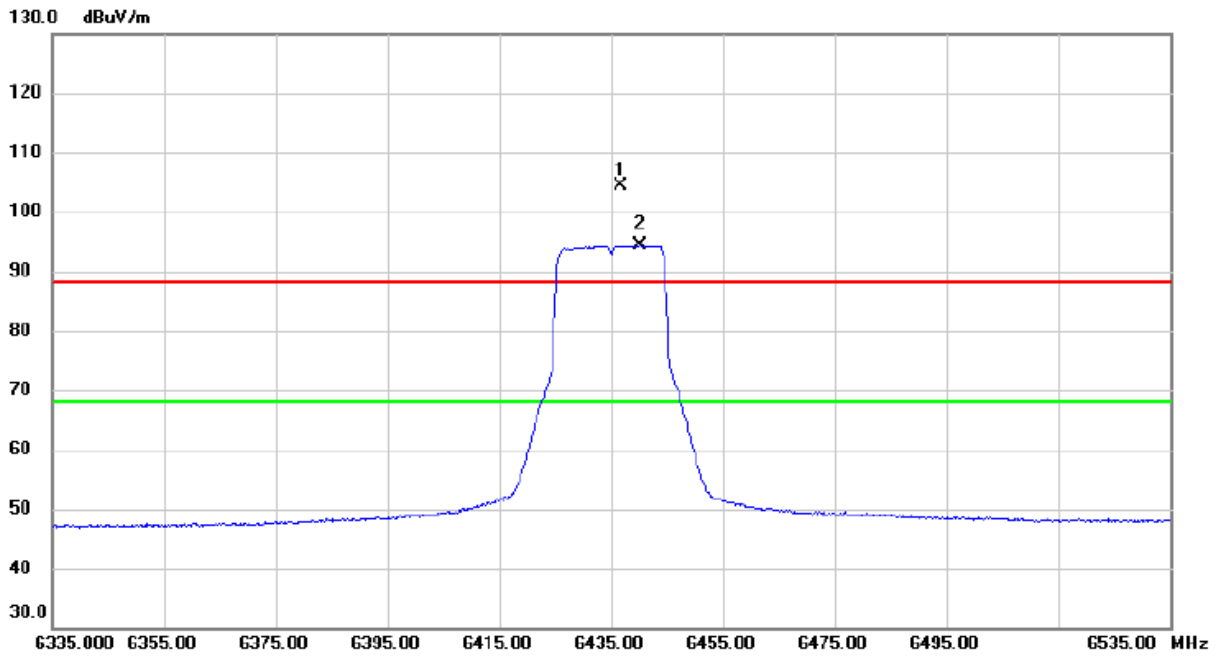


No.	Mk.	Freq. MHz	Reading Level dBuV	Correct Factor dB	Measure- ment dBuV/m	Limit dBuV/m	Margin dB	Detector	Comment
1		12691.55	38.11	16.31	54.42	74.00	-19.58	peak	
2	*	12691.91	26.83	16.31	43.14	54.00	-10.86	AVG	

REMARKS:

- (1) Measurement Value = Reading Level + Correct Factor.
- (2) Margin Level = Measurement Value - Limit Value.

Test Mode	UNII-6_TX AX(HE20) Mode 6435 MHz	Polarization	Vertical
-----------	----------------------------------	--------------	----------

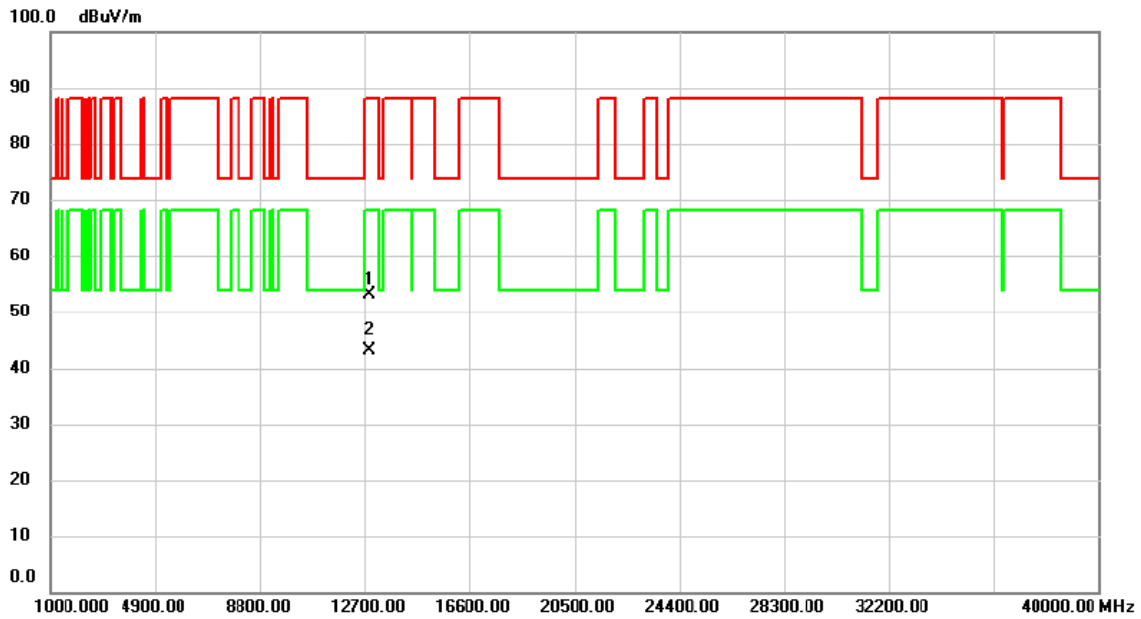


No.	Mk.	Freq. MHz	Reading Level dBuV	Correct Factor dB	Measure- ment dBuV/m	Limit dBuV/m	Margin dB	Detector	Comment
1	X	6436.800	86.57	17.78	104.35	88.20	16.15	peak	No Limit
2	*	6440.200	76.54	17.78	94.32	68.20	26.12	AVG	No Limit

REMARKS:

- (1) Measurement Value = Reading Level + Correct Factor.
- (2) Margin Level = Measurement Value - Limit Value.

Test Mode	UNII-6_TX AX(HE20) Mode 6435 MHz	Polarization	Vertical
-----------	----------------------------------	--------------	----------

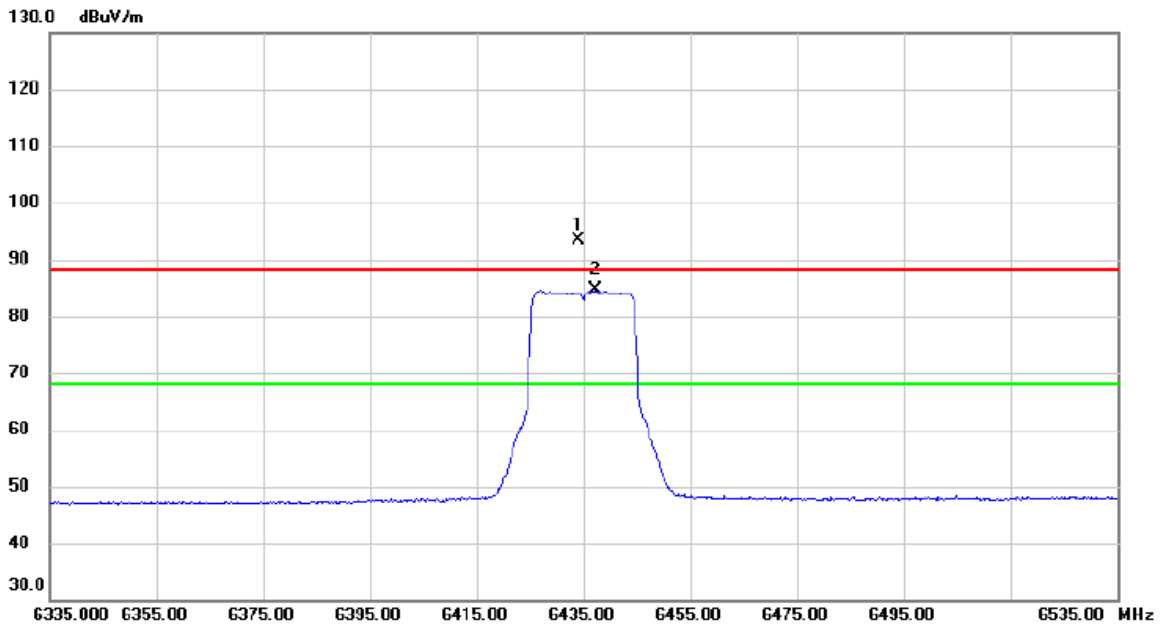


No.	Mk.	Freq. MHz	Reading Level dBuV	Correct Factor dB	Measure- ment dBuV/m	Limit dBuV/m	Margin dB	Detector	Comment
1		12868.74	36.67	16.50	53.17	88.20	-35.03	peak	
2	*	12870.06	26.66	16.50	43.16	68.20	-25.04	AVG	

REMARKS:

- (1) Measurement Value = Reading Level + Correct Factor.
- (2) Margin Level = Measurement Value - Limit Value.

Test Mode	UNII-6_TX AX(HE20) Mode 6435 MHz	Polarization	Horizontal
-----------	----------------------------------	--------------	------------

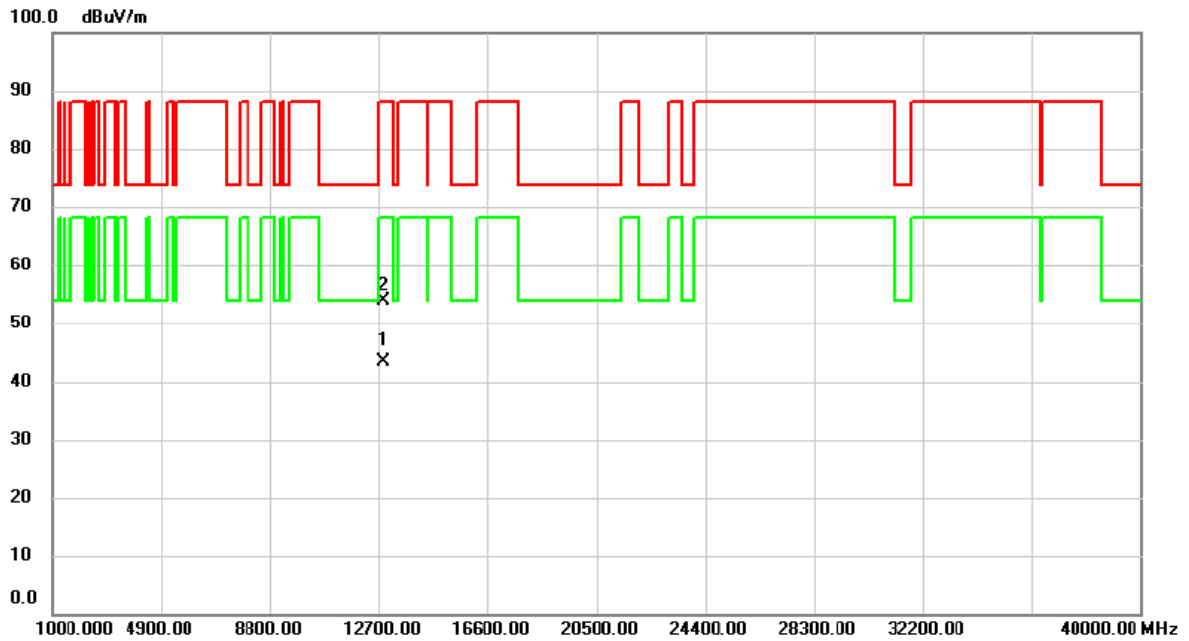


No.	Mk.	Freq. MHz	Reading Level dBuV	Correct Factor dB	Measure- ment dBuV/m	Limit dBuV/m	Margin dB	Detector	Comment
1	X	6434.000	75.69	17.78	93.47	88.20	5.27	peak	No Limit
2	*	6437.200	66.78	17.78	84.56	68.20	16.36	AVG	No Limit

REMARKS:

- (1) Measurement Value = Reading Level + Correct Factor.
- (2) Margin Level = Measurement Value - Limit Value.

Test Mode	UNII-6_TX AX(HE20) Mode 6435 MHz	Polarization	Horizontal
-----------	----------------------------------	--------------	------------

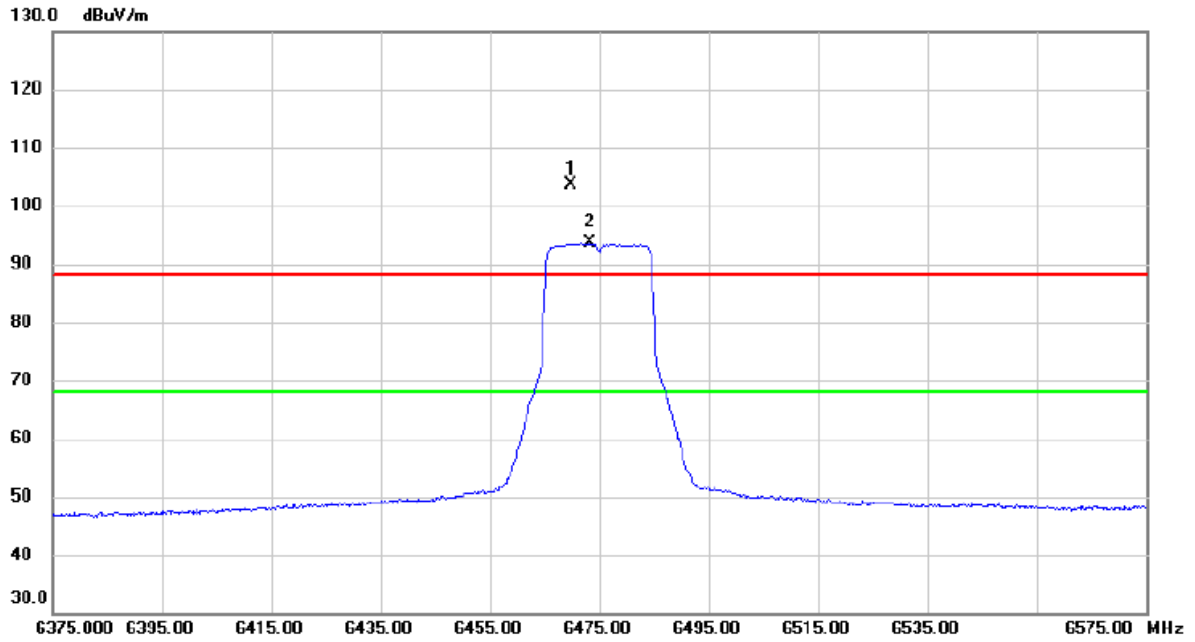


No.	Mk.	Freq. MHz	Reading Level dBuV	Correct Factor dB	Measure- ment dBuV/m	Limit dBuV/m	Margin dB	Detector	Comment
1	*	12872.49	26.81	16.50	43.31	68.20	-24.89	AVG	
2		12874.29	37.36	16.50	53.86	88.20	-34.34	peak	

REMARKS:

- (1) Measurement Value = Reading Level + Correct Factor.
- (2) Margin Level = Measurement Value - Limit Value.

Test Mode	UNII-6_TX AX(HE20) Mode 6475 MHz	Polarization	Vertical
-----------	----------------------------------	--------------	----------

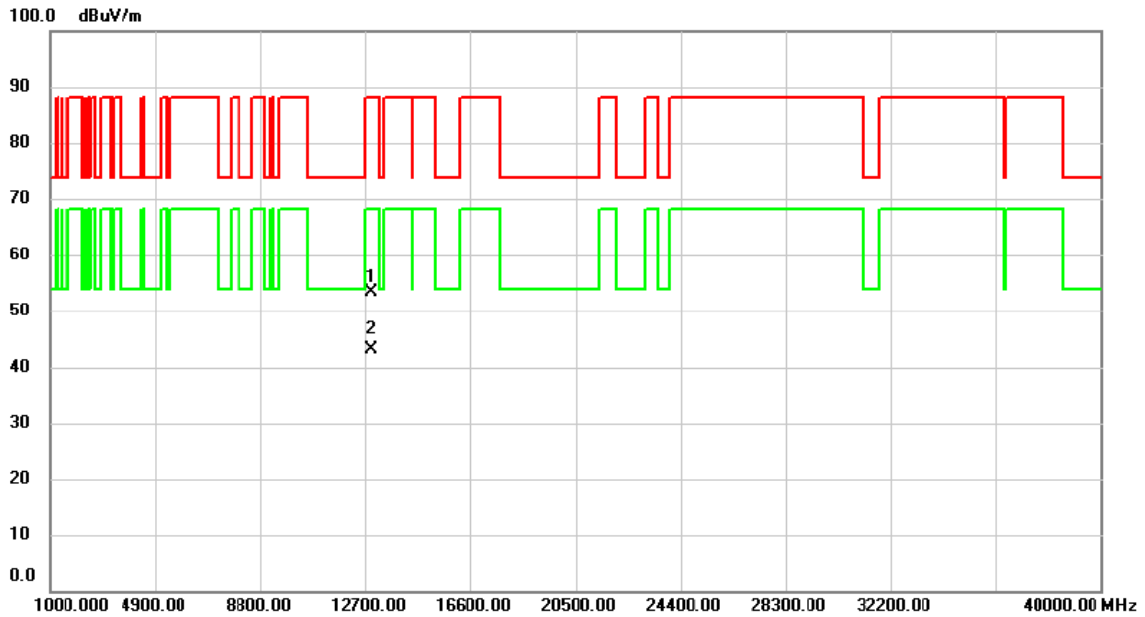


No.	Mk.	Freq. MHz	Reading Level dBuV	Correct Factor dB	Measure- ment dBuV/m	Limit dBuV/m	Margin dB	Detector	Comment
1	X	6469.800	85.73	17.85	103.58	88.20	15.38	peak	No Limit
2	*	6473.200	75.70	17.85	93.55	68.20	25.35	AVG	No Limit

REMARKS:

- (1) Measurement Value = Reading Level + Correct Factor.
- (2) Margin Level = Measurement Value - Limit Value.

Test Mode	UNII-6_TX AX(HE20) Mode 6475 MHz	Polarization	Vertical
-----------	----------------------------------	--------------	----------

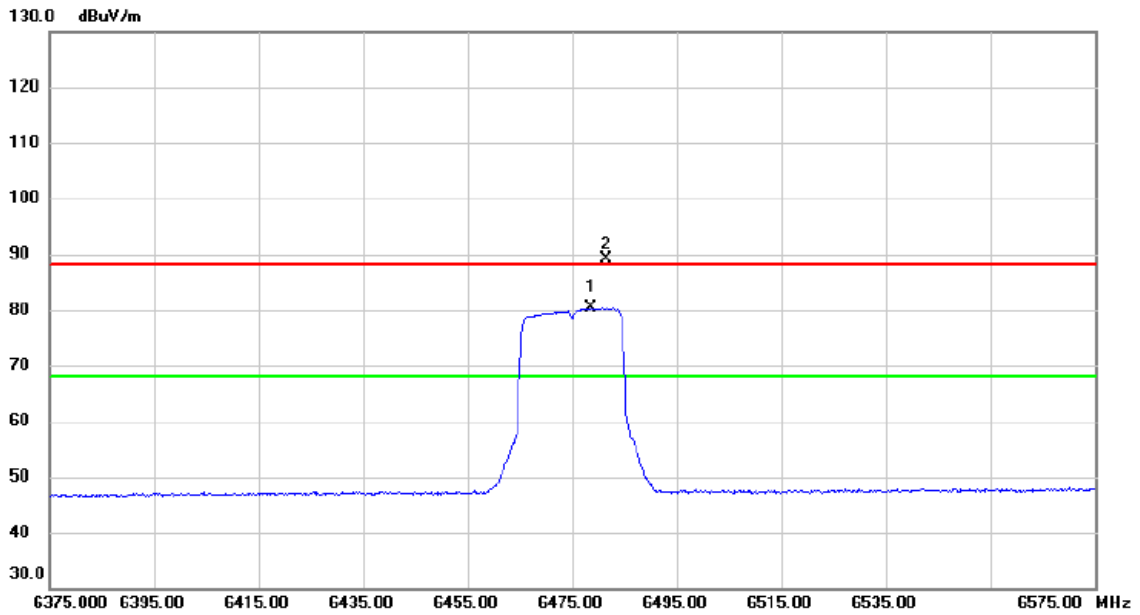


No.	Mk.	Freq. MHz	Reading Level dBuV	Correct Factor dB	Measure- ment dBuV/m	Limit dBuV/m	Margin dB	Detector	Comment
1		12950.21	36.82	16.58	53.40	88.20	-34.80	peak	
2	*	12954.43	26.48	16.58	43.06	68.20	-25.14	AVG	

REMARKS:

- (1) Measurement Value = Reading Level + Correct Factor.
- (2) Margin Level = Measurement Value - Limit Value.

Test Mode	UNII-6_TX AX(HE20) Mode 6475 MHz	Polarization	Horizontal
-----------	----------------------------------	--------------	------------

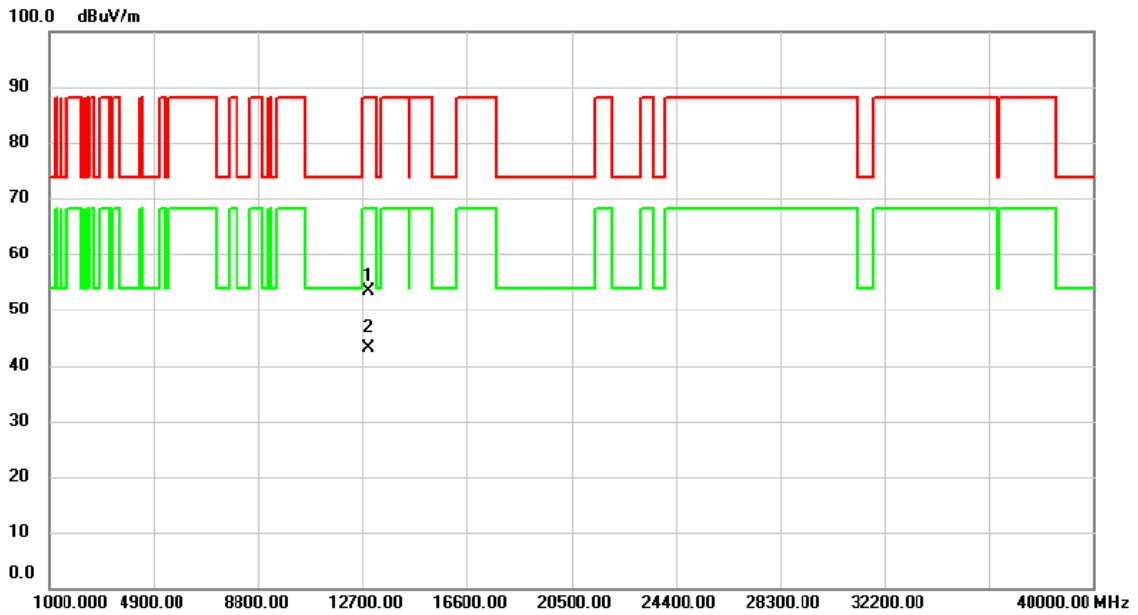


No.	Mk.	Freq. MHz	Reading Level dBuV	Correct Factor dB	Measure- ment dBuV/m	Limit dBuV/m	Margin dB	Detector	Comment
1	*	6478.600	62.42	17.86	80.28	68.20	12.08	AVG	No Limit
2	X	6481.600	71.31	17.87	89.18	88.20	0.98	peak	No Limit

REMARKS:

- (1) Measurement Value = Reading Level + Correct Factor.
- (2) Margin Level = Measurement Value - Limit Value.

Test Mode	UNII-6_TX AX(HE20) Mode 6475 MHz	Polarization	Horizontal
-----------	----------------------------------	--------------	------------

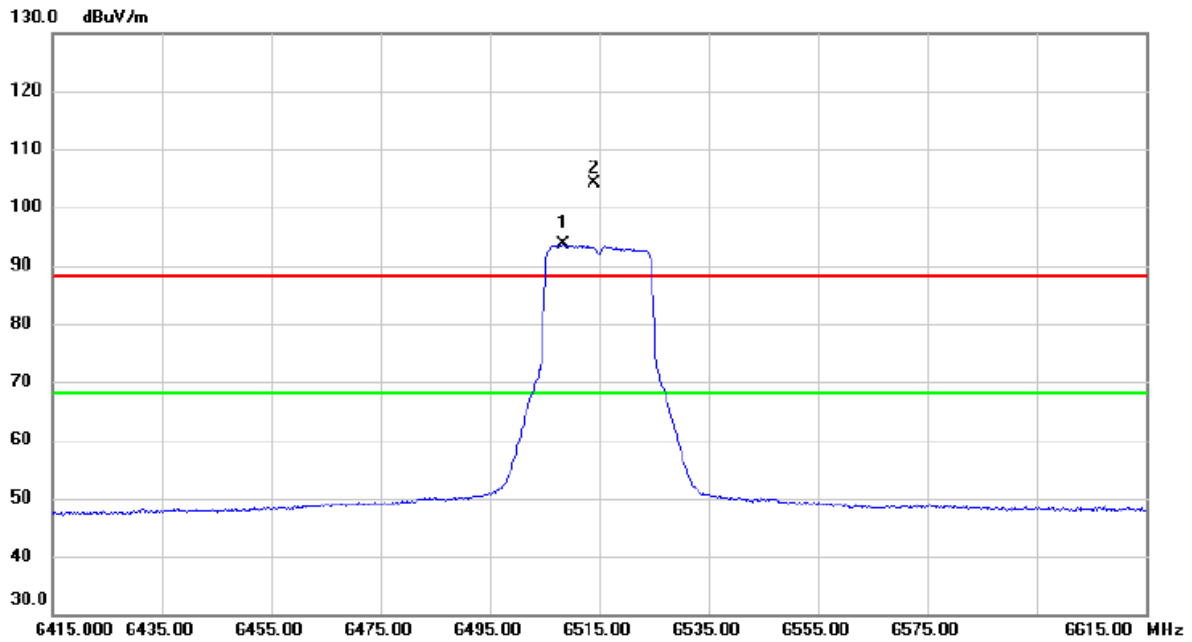


No.	Mk.	Freq. MHz	Reading Level dBuV	Correct Factor dB	Measure- ment dBuV/m	Limit dBuV/m	Margin dB	Detector	Comment
1		12945.12	36.93	16.57	53.50	88.20	-34.70	peak	
2	*	12950.07	26.52	16.58	43.10	68.20	-25.10	AVG	

REMARKS:

- (1) Measurement Value = Reading Level + Correct Factor.
- (2) Margin Level = Measurement Value - Limit Value.

Test Mode	UNII-6_TX AX(HE20) Mode 6515 MHz	Polarization	Vertical
-----------	----------------------------------	--------------	----------

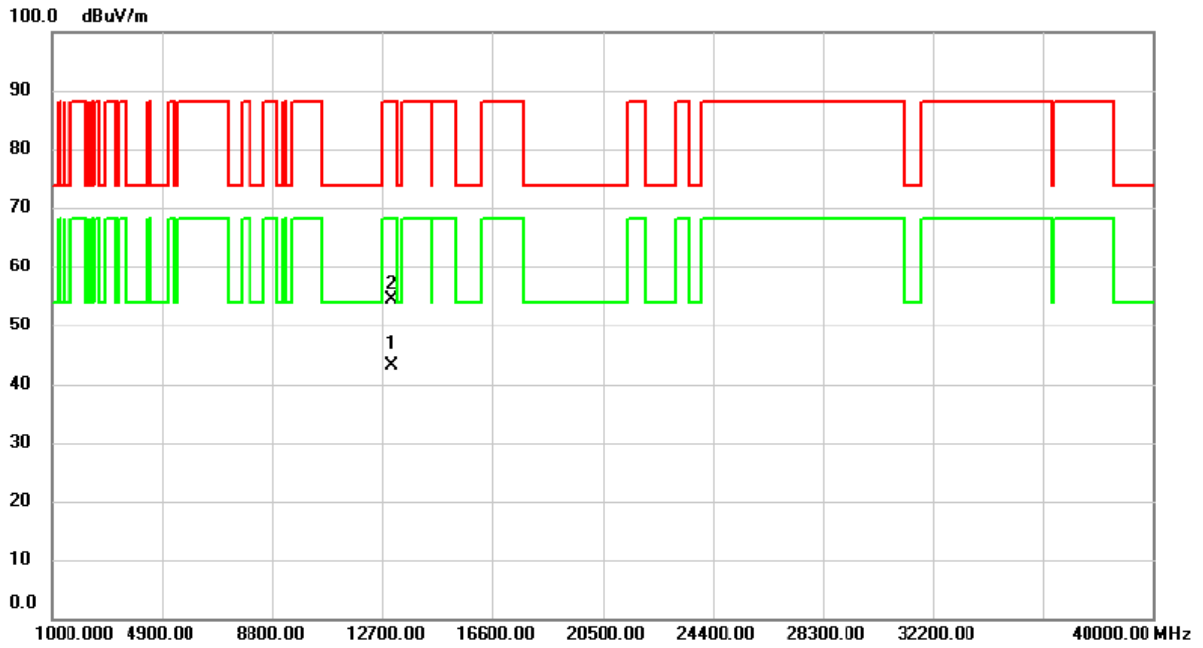


No.	Mk.	Freq. MHz	Reading Level dBuV	Correct Factor dB	Measure- ment dBuV/m	Limit dBuV/m	Margin dB	Detector	Comment
1	*	6508.400	75.60	17.94	93.54	68.20	25.34	AVG	No Limit
2	X	6514.000	86.27	17.97	104.24	88.20	16.04	peak	No Limit

REMARKS:

- (1) Measurement Value = Reading Level + Correct Factor.
- (2) Margin Level = Measurement Value - Limit Value.

Test Mode	UNII-6_TX AX(HE20) Mode 6515 MHz	Polarization	Vertical
-----------	----------------------------------	--------------	----------

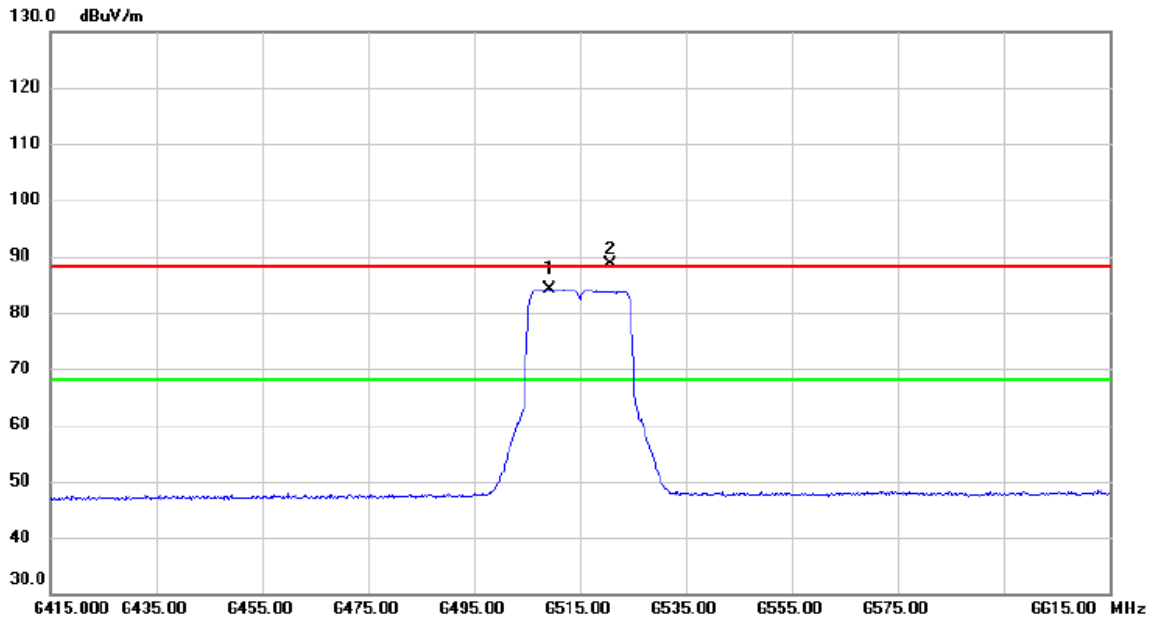


No.	Mk.	Freq. MHz	Reading Level dBuV	Correct Factor dB	Measure- ment dBuV/m	Limit dBuV/m	Margin dB	Detector	Comment
1	*	13030.91	26.46	16.68	43.14	68.20	-25.06	AVG	
2		13032.19	37.80	16.69	54.49	88.20	-33.71	peak	

REMARKS:

- (1) Measurement Value = Reading Level + Correct Factor.
- (2) Margin Level = Measurement Value - Limit Value.

Test Mode	UNII-6_TX AX(HE20) Mode 6515 MHz	Polarization	Horizontal
-----------	----------------------------------	--------------	------------

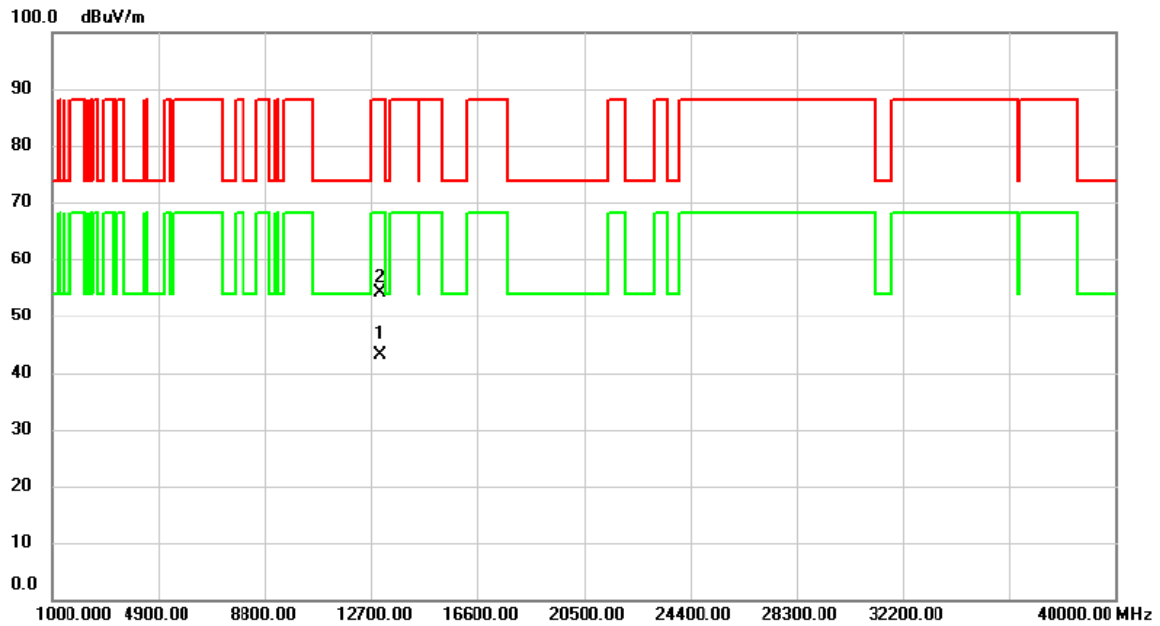


No. Mk.	Freq. MHz	Reading Level dBuV	Correct Factor dB	Measurement dBuV/m	Limit dBuV/m	Margin dB	Detector	Comment
1 *	6509.400	66.14	17.94	84.08	68.20	15.88	AVG	No Limit
2 X	6520.800	70.68	17.99	88.67	88.20	0.47	peak	No Limit

REMARKS:

- (1) Measurement Value = Reading Level + Correct Factor.
- (2) Margin Level = Measurement Value - Limit Value.

Test Mode	UNII-6_TX AX(HE20) Mode 6515 MHz	Polarization	Horizontal
-----------	----------------------------------	--------------	------------

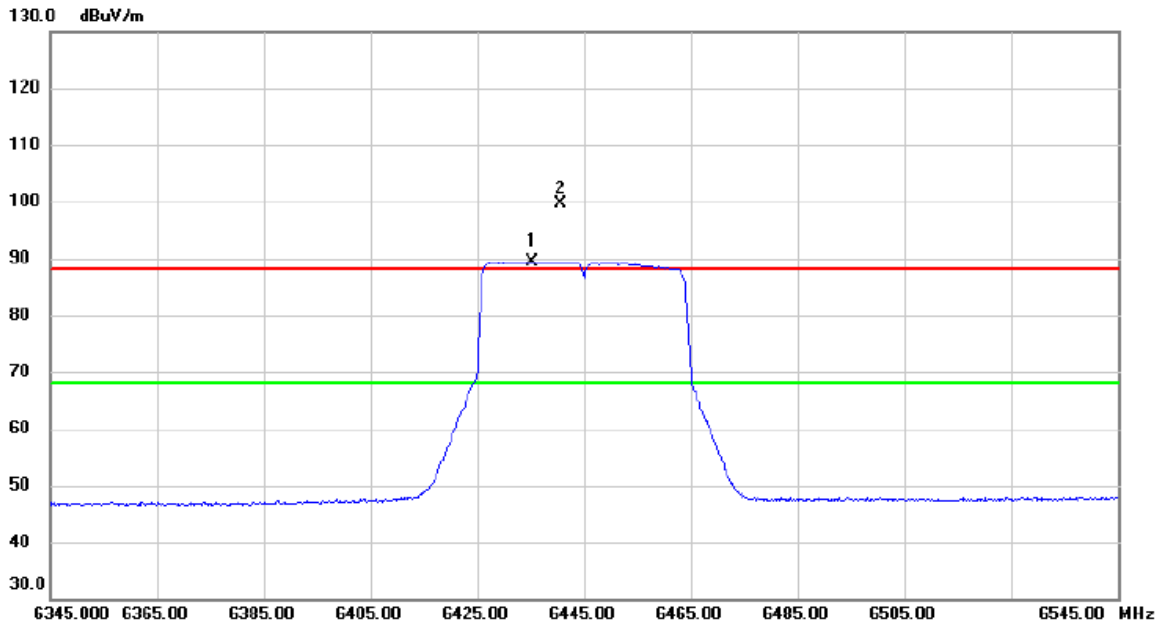


No.	Mk.	Freq. MHz	Reading Level dBuV	Correct Factor dB	Measure- ment dBuV/m	Limit dBuV/m	Margin dB	Detector	Comment
1	*	13027.93	26.48	16.68	43.16	68.20	-25.04	AVG	
2		13031.14	37.54	16.68	54.22	88.20	-33.98	peak	

REMARKS:

- (1) Measurement Value = Reading Level + Correct Factor.
- (2) Margin Level = Measurement Value - Limit Value.

Test Mode	UNII-6_TX AX(HE40) Mode 6445 MHz	Polarization	Vertical
-----------	----------------------------------	--------------	----------

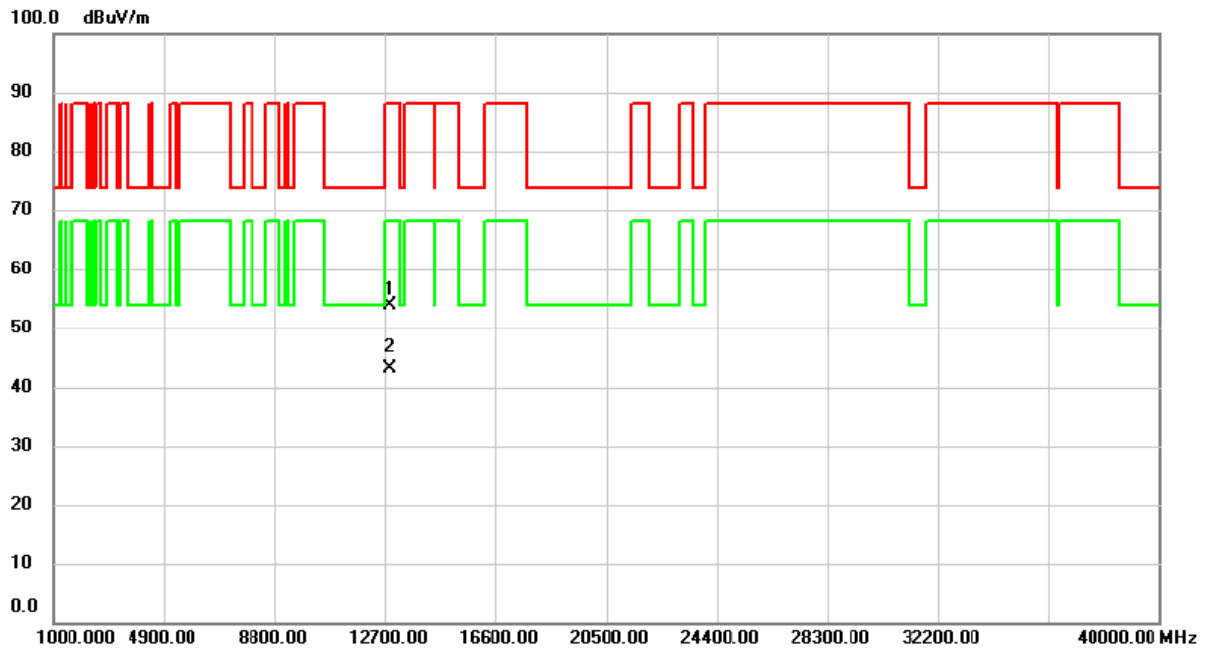


No.	Mk.	Freq. MHz	Reading Level dBuV	Correct Factor dB	Measure- ment dBuV/m	Limit dBuV/m	Margin dB	Detector	Comment
1	*	6435.200	71.70	17.78	89.48	68.20	21.28	AVG	No Limit
2	X	6440.600	81.94	17.78	99.72	88.20	11.52	peak	No Limit

REMARKS:

- (1) Measurement Value = Reading Level + Correct Factor.
- (2) Margin Level = Measurement Value - Limit Value.

Test Mode	UNII-6_TX AX(HE40) Mode 6445 MHz	Polarization	Vertical
-----------	----------------------------------	--------------	----------

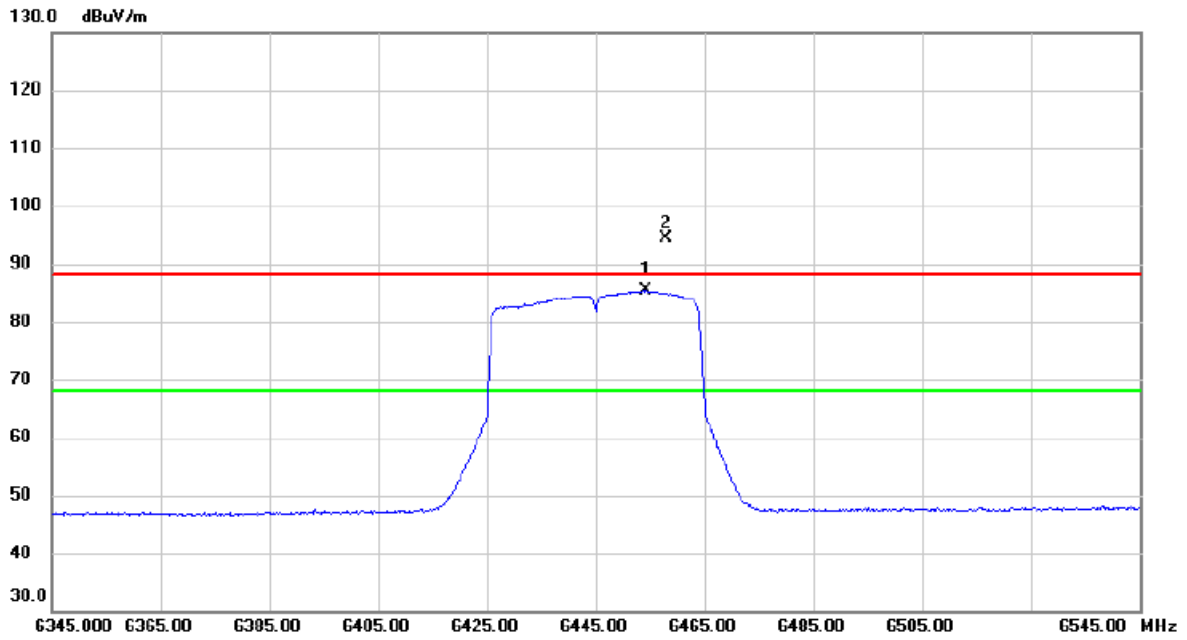


No.	Mk.	Freq. MHz	Reading Level dBuV	Correct Factor dB	Measure- ment dBuV/m	Limit dBuV/m	Margin dB	Detector	Comment
1		12889.04	37.30	16.51	53.81	88.20	-34.39	peak	
2	*	12894.16	26.73	16.52	43.25	68.20	-24.95	AVG	

REMARKS:

- (1) Measurement Value = Reading Level + Correct Factor.
- (2) Margin Level = Measurement Value - Limit Value.

Test Mode	UNII-6_TX AX(HE40) Mode 6445 MHz	Polarization	Horizontal
-----------	----------------------------------	--------------	------------

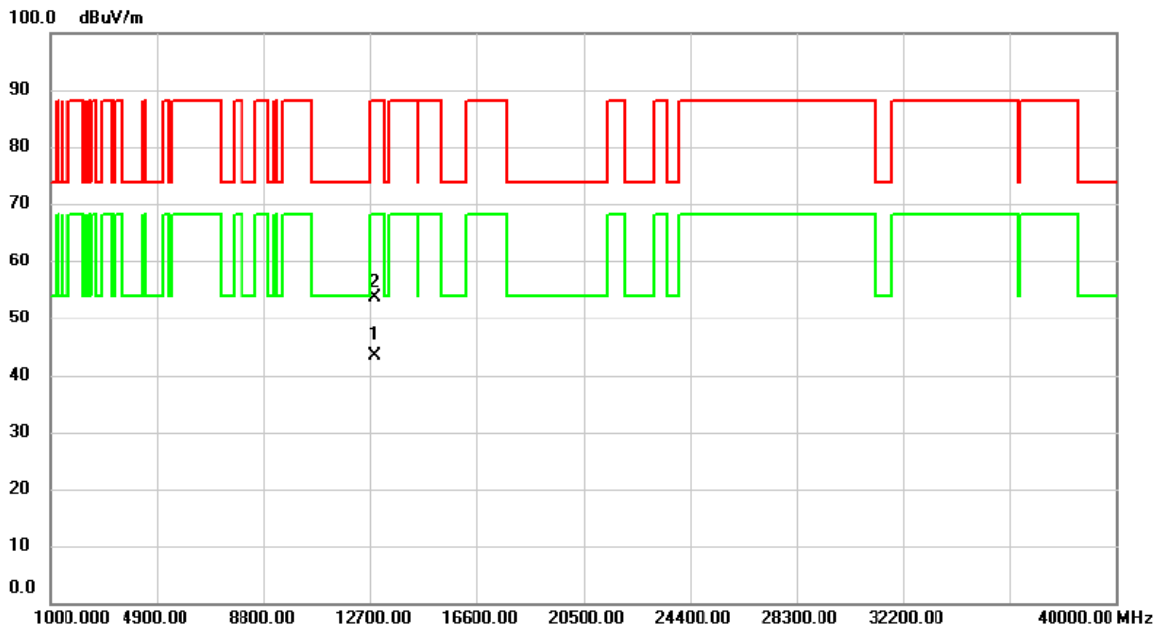


No.	Mk.	Freq.	Reading Level	Correct Factor	Measurement	Limit	Margin	Detector	Comment
		MHz	dBuV	dB	dBuV/m	dBuV/m	dB		
1	*	6454.200	67.59	17.82	85.41	68.20	17.21	AVG	No Limit
2	X	6457.800	76.56	17.83	94.39	88.20	6.19	peak	No Limit

REMARKS:

- (1) Measurement Value = Reading Level + Correct Factor.
- (2) Margin Level = Measurement Value - Limit Value.

Test Mode	UNII-6_TX AX(HE40) Mode 6445 MHz	Polarization	Horizontal
-----------	----------------------------------	--------------	------------

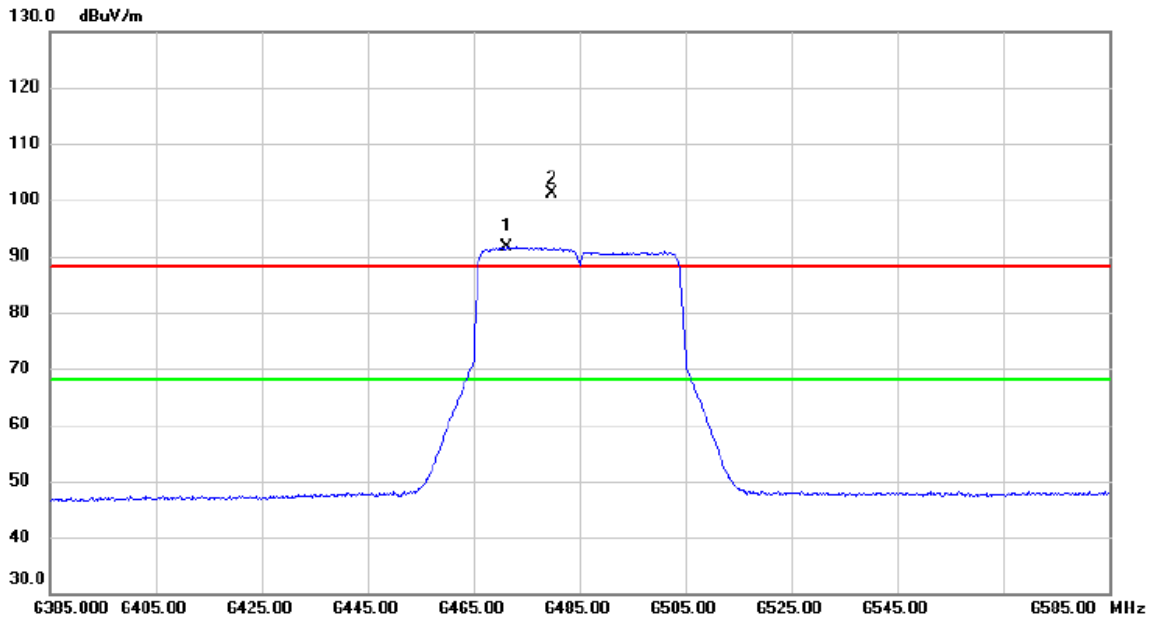


No.	Mk.	Freq. MHz	Reading Level dBuV	Correct Factor dB	Measure- ment dBuV/m	Limit dBuV/m	Margin dB	Detector	Comment
1	*	12886.37	26.85	16.51	43.36	68.20	-24.84	AVG	
2		12890.59	37.19	16.51	53.70	88.20	-34.50	peak	

REMARKS:

- (1) Measurement Value = Reading Level + Correct Factor.
- (2) Margin Level = Measurement Value - Limit Value.

Test Mode	UNII-6_TX AX(HE40) Mode 6485 MHz	Polarization	Vertical
-----------	----------------------------------	--------------	----------

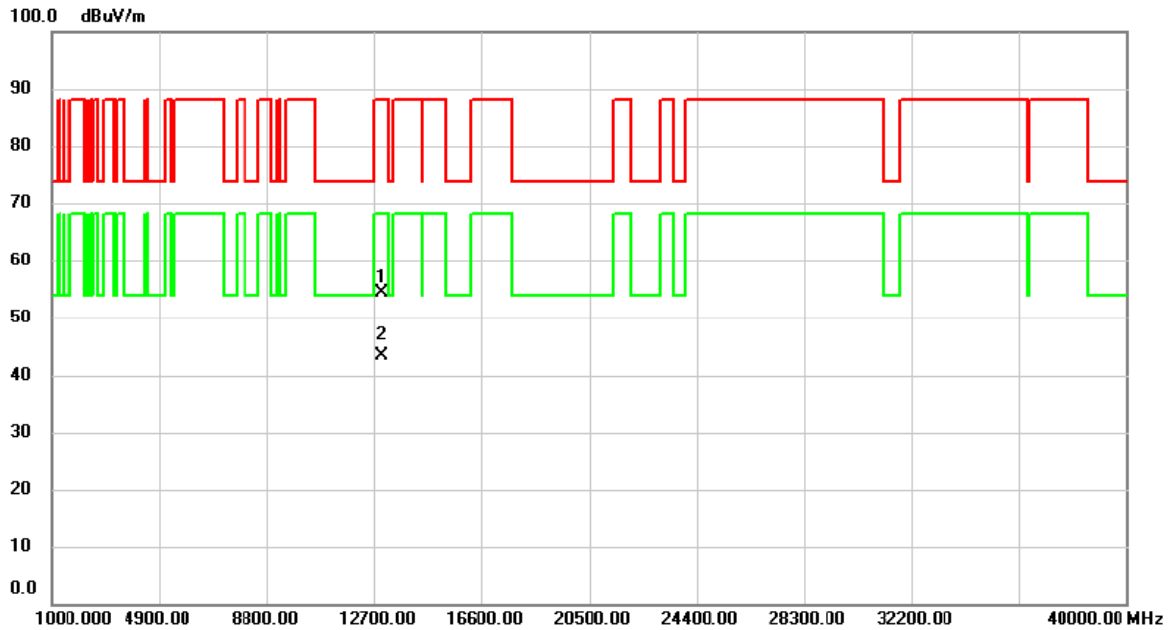


No.	Mk.	Freq. MHz	Reading Level dBuV	Correct Factor dB	Measure- ment dBuV/m	Limit dBuV/m	Margin dB	Detector	Comment
1	*	6471.400	73.74	17.85	91.59	68.20	23.39	AVG	No Limit
2	X	6479.800	83.20	17.86	101.06	88.20	12.86	peak	No Limit

REMARKS:

- (1) Measurement Value = Reading Level + Correct Factor.
- (2) Margin Level = Measurement Value - Limit Value.

Test Mode	UNII-6_TX AX(HE40) Mode 6485 MHz	Polarization	Vertical
-----------	----------------------------------	--------------	----------

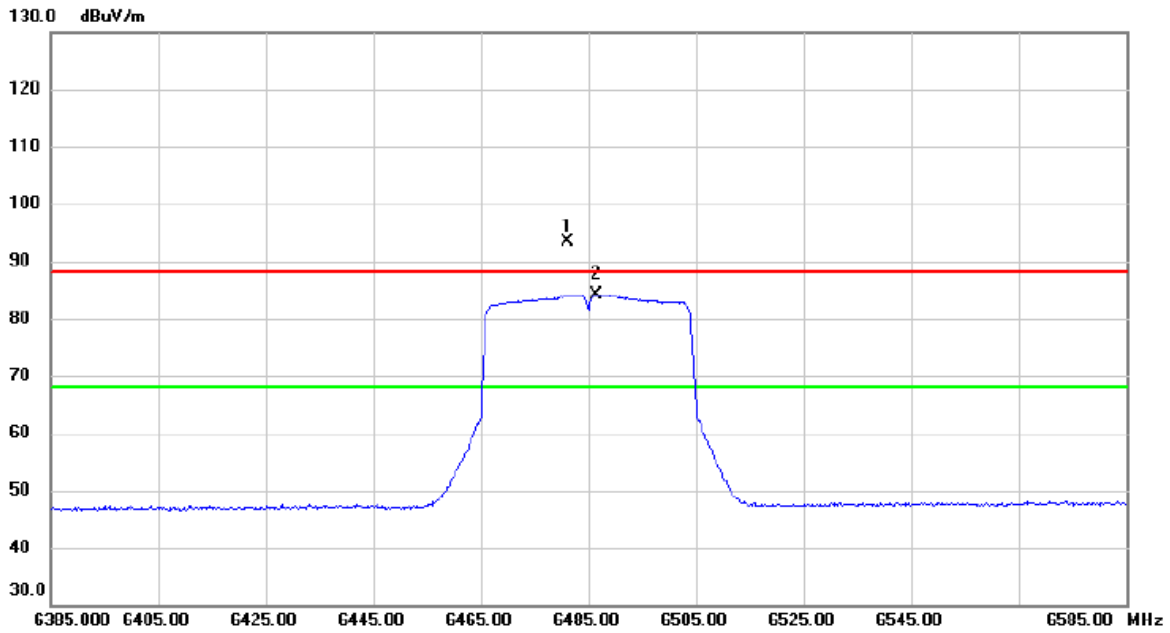


No. Mk.	Freq. MHz	Reading Level dBuV	Correct Factor dB	Measurement dBuV/m	Limit dBuV/m	Margin dB	Detector	Comment
1	12967.84	37.72	16.60	54.32	88.20	-33.88	peak	
2 *	12969.51	26.76	16.60	43.36	68.20	-24.84	AVG	

REMARKS:

- (1) Measurement Value = Reading Level + Correct Factor.
- (2) Margin Level = Measurement Value - Limit Value.

Test Mode	UNII-6_TX AX(HE40) Mode 6485 MHz	Polarization	Horizontal
-----------	----------------------------------	--------------	------------

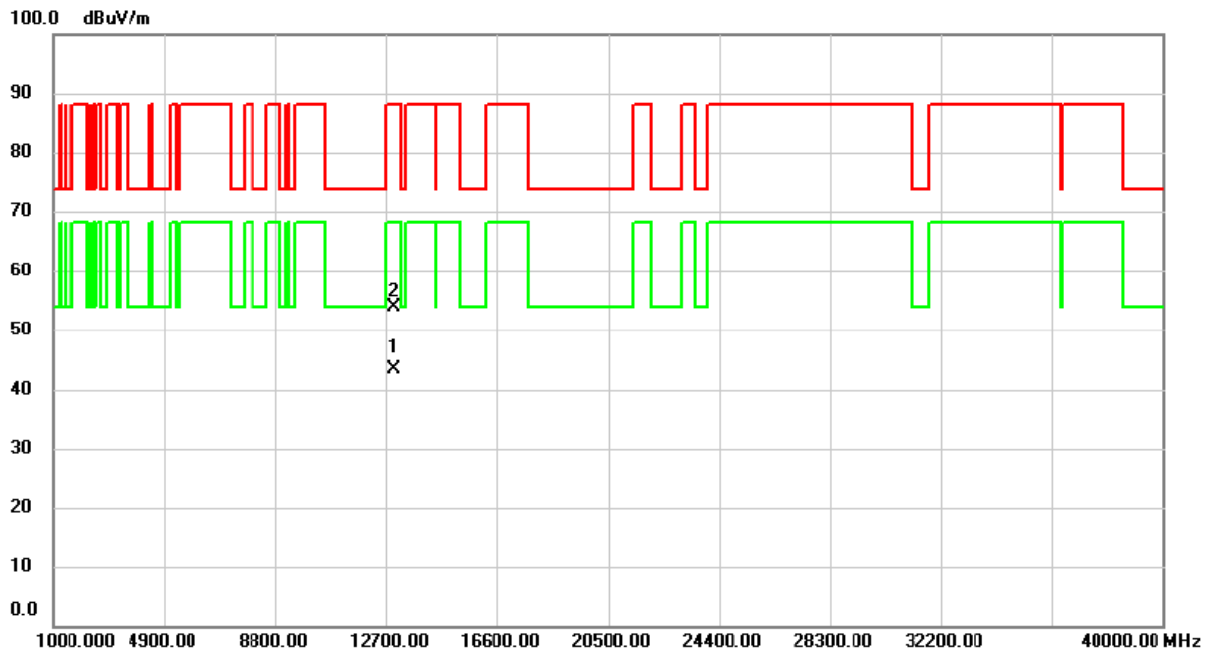


No.	Mk.	Freq. MHz	Reading Level dBuV	Correct Factor dB	Measure- ment dBuV/m	Limit dBuV/m	Margin dB	Detector	Comment
1	X	6481.000	75.48	17.86	93.34	88.20	5.14	peak	No Limit
2	*	6486.400	66.30	17.88	84.18	68.20	15.98	AVG	No Limit

REMARKS:

- (1) Measurement Value = Reading Level + Correct Factor.
- (2) Margin Level = Measurement Value - Limit Value.

Test Mode	UNII-6_TX AX(HE40) Mode 6485 MHz	Polarization	Horizontal
-----------	----------------------------------	--------------	------------

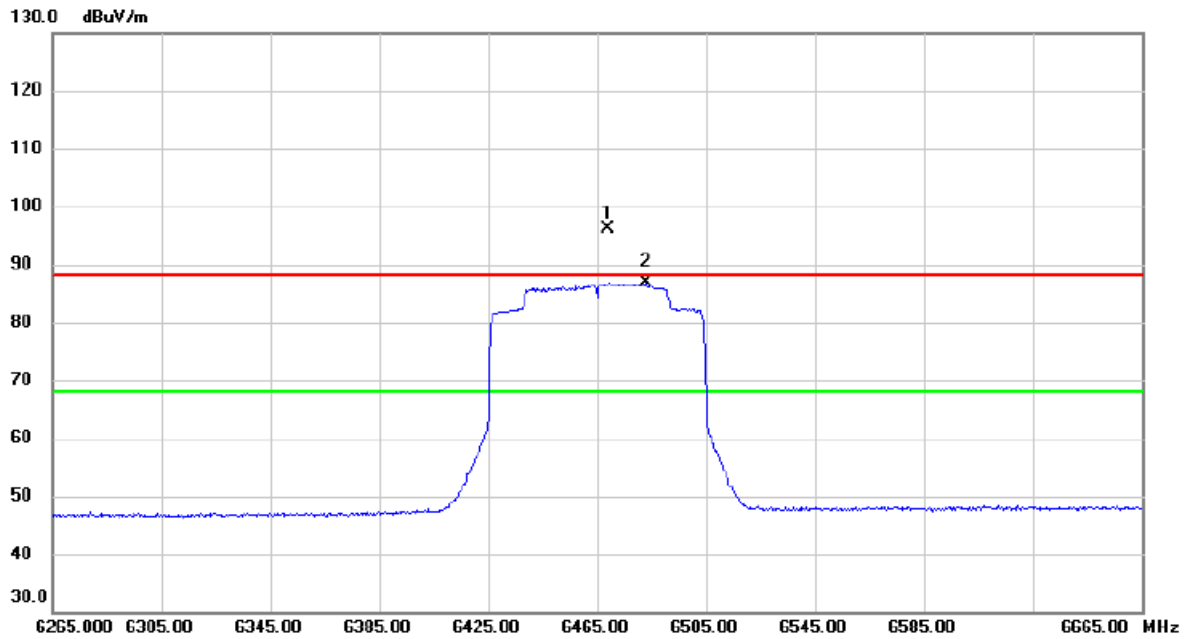


No.	Mk.	Freq. MHz	Reading Level dBuV	Correct Factor dB	Measure- ment dBuV/m	Limit dBuV/m	Margin dB	Detector	Comment
1	*	12969.38	26.86	16.60	43.46	68.20	-24.74	AVG	
2		12973.85	37.28	16.60	53.88	88.20	-34.32	peak	

REMARKS:

- (1) Measurement Value = Reading Level + Correct Factor.
- (2) Margin Level = Measurement Value - Limit Value.

Test Mode	UNII-6_TX AX(HE80) Mode 6465 MHz	Polarization	Vertical
-----------	----------------------------------	--------------	----------

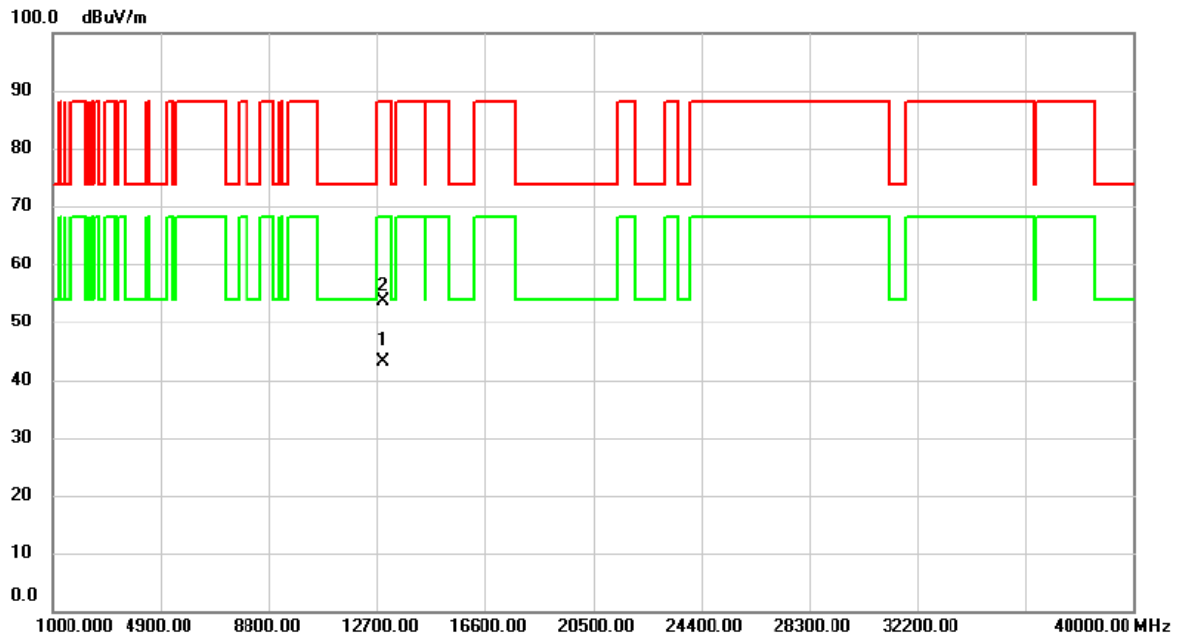


No.	Mk.	Freq. MHz	Reading Level dBuV	Correct Factor dB	Measure- ment dBuV/m	Limit dBuV/m	Margin dB	Detector	Comment
1	X	6469.000	78.39	17.85	96.24	88.20	8.04	peak	No Limit
2	*	6482.600	68.95	17.87	86.82	68.20	18.62	AVG	No Limit

REMARKS:

- (1) Measurement Value = Reading Level + Correct Factor.
- (2) Margin Level = Measurement Value - Limit Value.

Test Mode	UNII-6_TX AX(HE80) Mode 6465 MHz	Polarization	Vertical
-----------	----------------------------------	--------------	----------

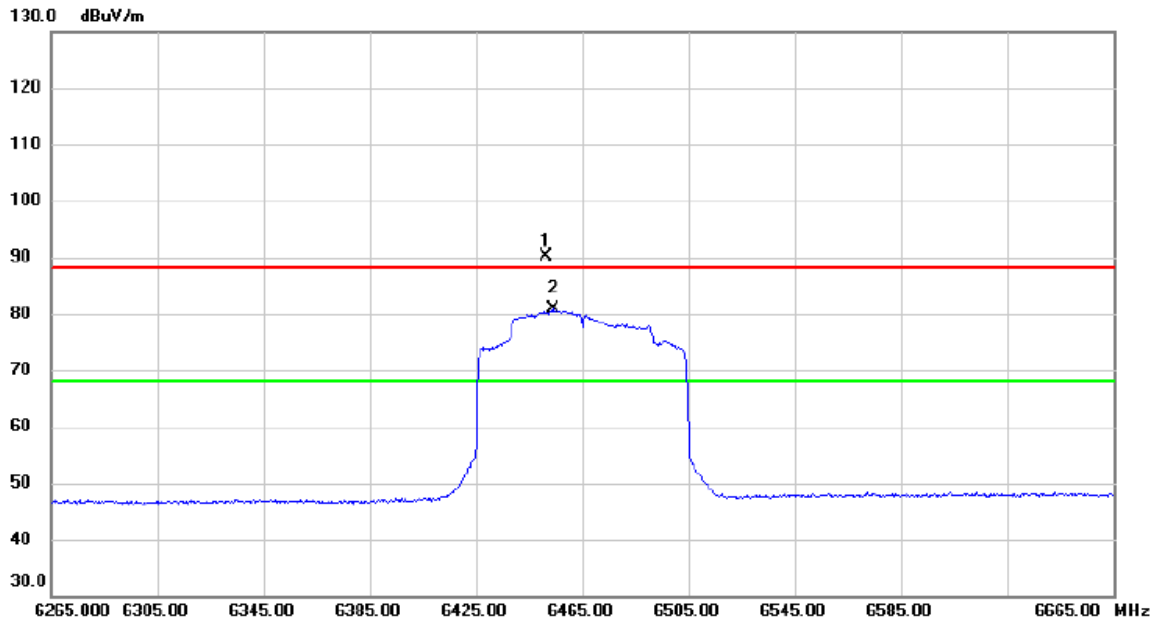


No.	Mk.	Freq. MHz	Reading Level dBuV	Correct Factor dB	Measure- ment dBuV/m	Limit dBuV/m	Margin dB	Detector	Comment
1	*	12927.62	26.52	16.56	43.08	68.20	-25.12	AVG	
2		12932.55	37.14	16.56	53.70	88.20	-34.50	peak	

REMARKS:

- (1) Measurement Value = Reading Level + Correct Factor.
- (2) Margin Level = Measurement Value - Limit Value.

Test Mode	UNII-6_TX AX(HE80) Mode 6465 MHz	Polarization	Horizontal
-----------	----------------------------------	--------------	------------

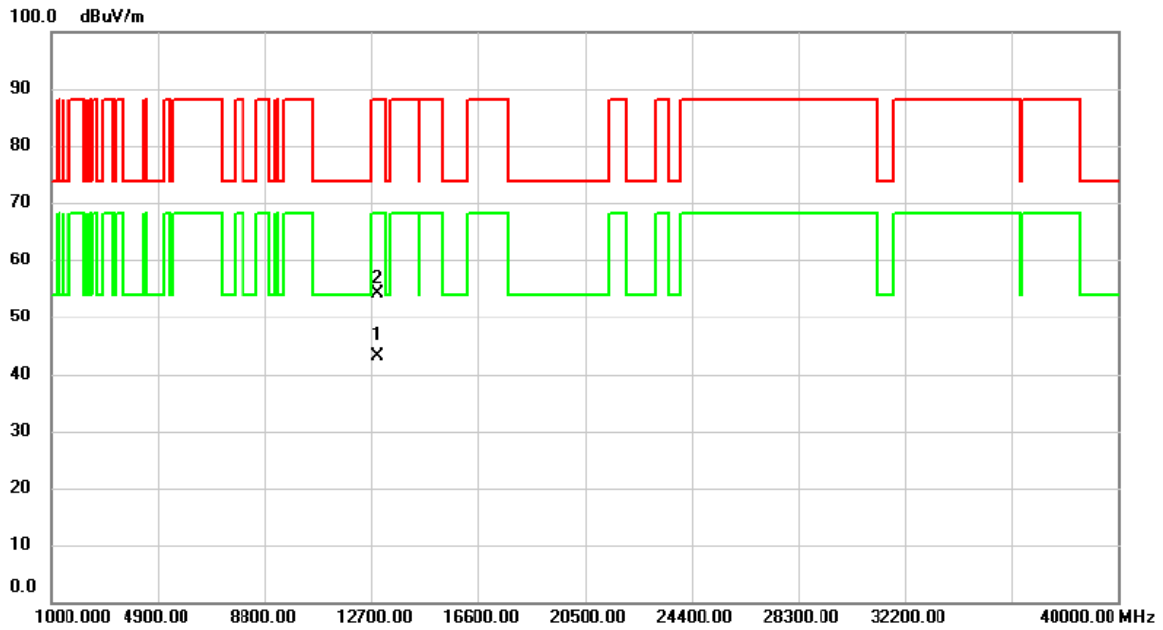


No.	Mk.	Freq. MHz	Reading Level dBuV	Correct Factor dB	Measure- ment dBuV/m	Limit dBuV/m	Margin dB	Detector	Comment
1	X	6451.400	72.38	17.81	90.19	88.20	1.99	peak	No Limit
2	*	6453.800	63.04	17.81	80.85	68.20	12.65	AVG	No Limit

REMARKS:

- (1) Measurement Value = Reading Level + Correct Factor.
- (2) Margin Level = Measurement Value - Limit Value.

Test Mode	UNII-6_TX AX(HE80) Mode 6465 MHz	Polarization	Horizontal
-----------	----------------------------------	--------------	------------

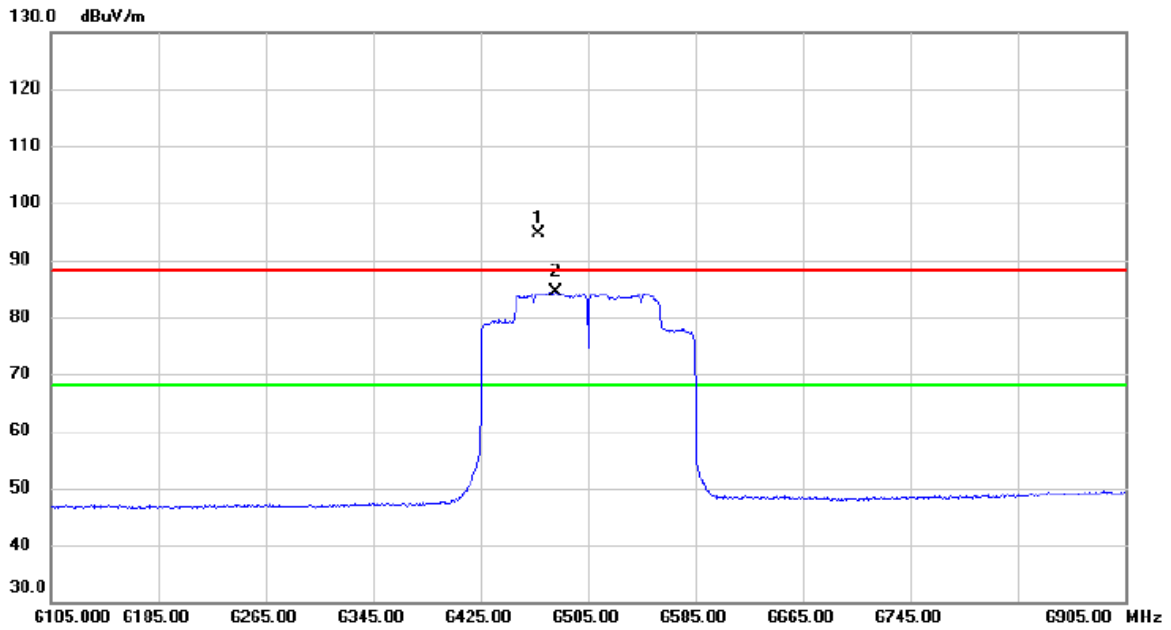


No.	Mk.	Freq. MHz	Reading Level dBuV	Correct Factor dB	Measure- ment dBuV/m	Limit dBuV/m	Margin dB	Detector	Comment
1	*	12925.29	26.60	16.55	43.15	68.20	-25.05	AVG	
2		12928.23	37.52	16.56	54.08	88.20	-34.12	peak	

REMARKS:

- (1) Measurement Value = Reading Level + Correct Factor.
- (2) Margin Level = Measurement Value - Limit Value.

Test Mode	UNII-6_TX AX(HE160) Mode 6505 MHz	Polarization	Vertical
-----------	-----------------------------------	--------------	----------



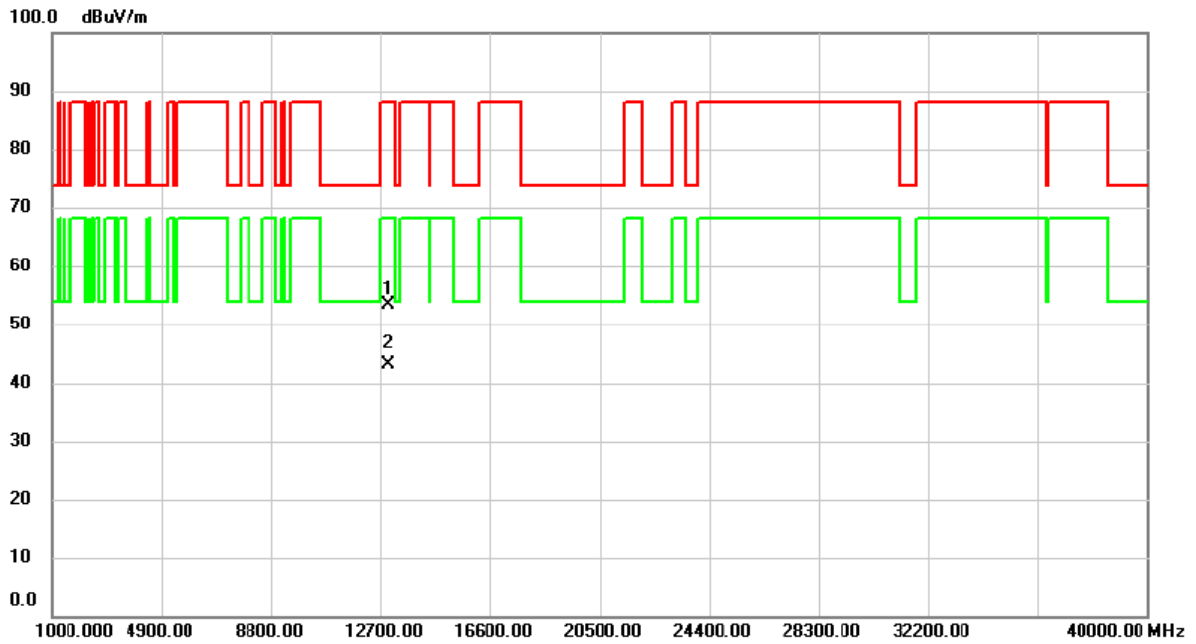
No.	Mk.	Freq. MHz	Reading Level dBuV	Correct Factor dB	Measure- ment dBuV/m	Limit dBuV/m	Margin dB	Detector	Comment
1	X	6468.200	76.67	17.84	94.51	88.20	6.31	peak	No Limit
2	*	6481.000	66.49	17.86	84.35	68.20	16.15	AVG	No Limit

REMARKS:

(1) Measurement Value = Reading Level + Correct Factor.

(2) Margin Level = Measurement Value - Limit Value.

Test Mode	UNII-6_TX AX(HE160) Mode 6505 MHz	Polarization	Vertical
-----------	-----------------------------------	--------------	----------



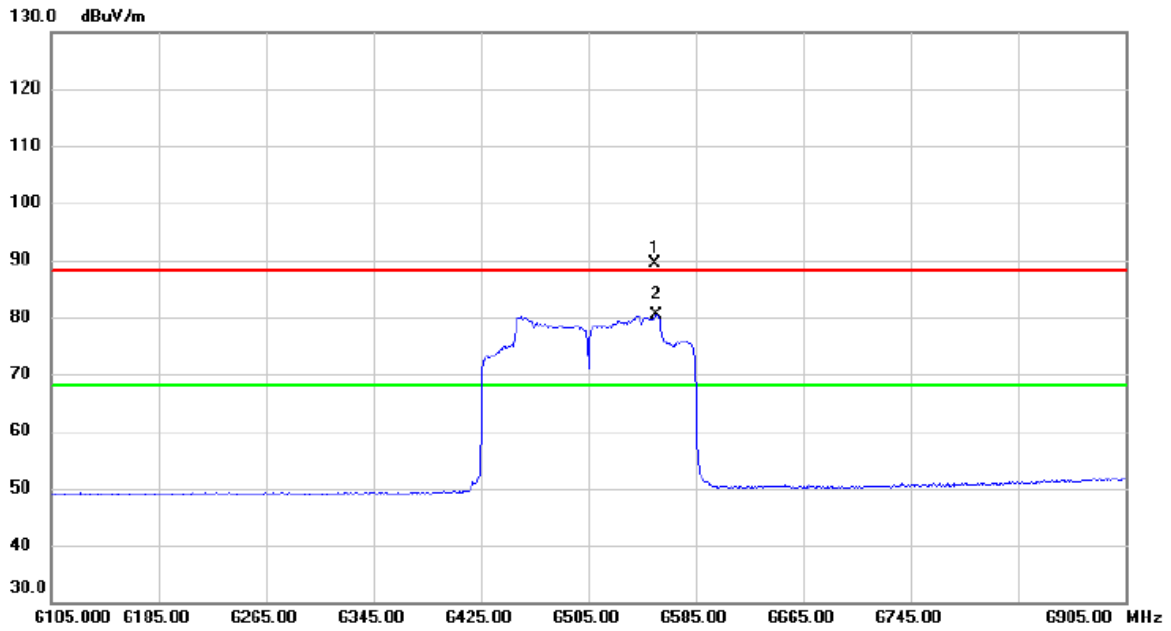
No.	Mk.	Freq. MHz	Reading Level dBuV	Correct Factor dB	Measure- ment dBuV/m	Limit dBuV/m	Margin dB	Detector	Comment
1		13010.24	36.78	16.65	53.43	88.20	-34.77	peak	
2	*	13011.40	26.41	16.65	43.06	68.20	-25.14	AVG	

REMARKS:

(1) Measurement Value = Reading Level + Correct Factor.

(2) Margin Level = Measurement Value - Limit Value.

Test Mode	UNII-6_TX AX(HE160) Mode 6505 MHz	Polarization	Horizontal
-----------	-----------------------------------	--------------	------------

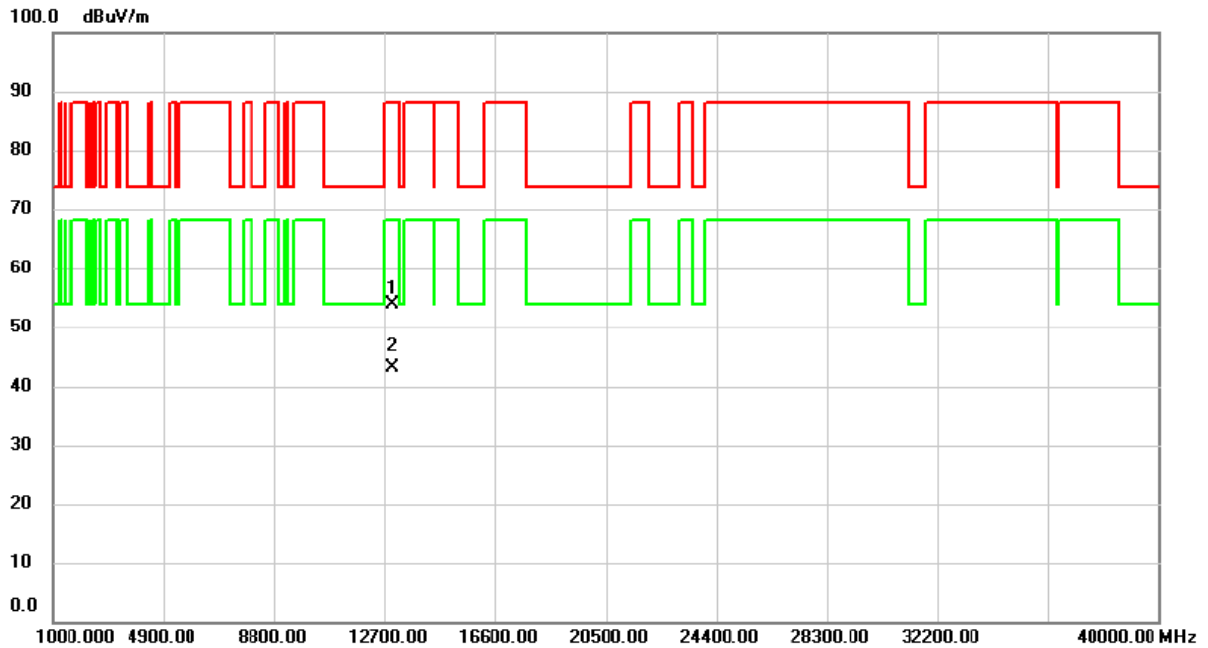


No.	Mk.	Freq. MHz	Reading Level dBuV	Correct Factor dB	Measure- ment dBuV/m	Limit dBuV/m	Margin dB	Detector	Comment
1	X	6554.400	71.31	18.17	89.48	88.20	1.28	peak	No Limit
2	*	6556.200	62.28	18.17	80.45	68.20	12.25	AVG	No Limit

REMARKS:

- (1) Measurement Value = Reading Level + Correct Factor.
- (2) Margin Level = Measurement Value - Limit Value.

Test Mode	UNII-6_TX AX(HE160) Mode 6505 MHz	Polarization	Horizontal
-----------	-----------------------------------	--------------	------------

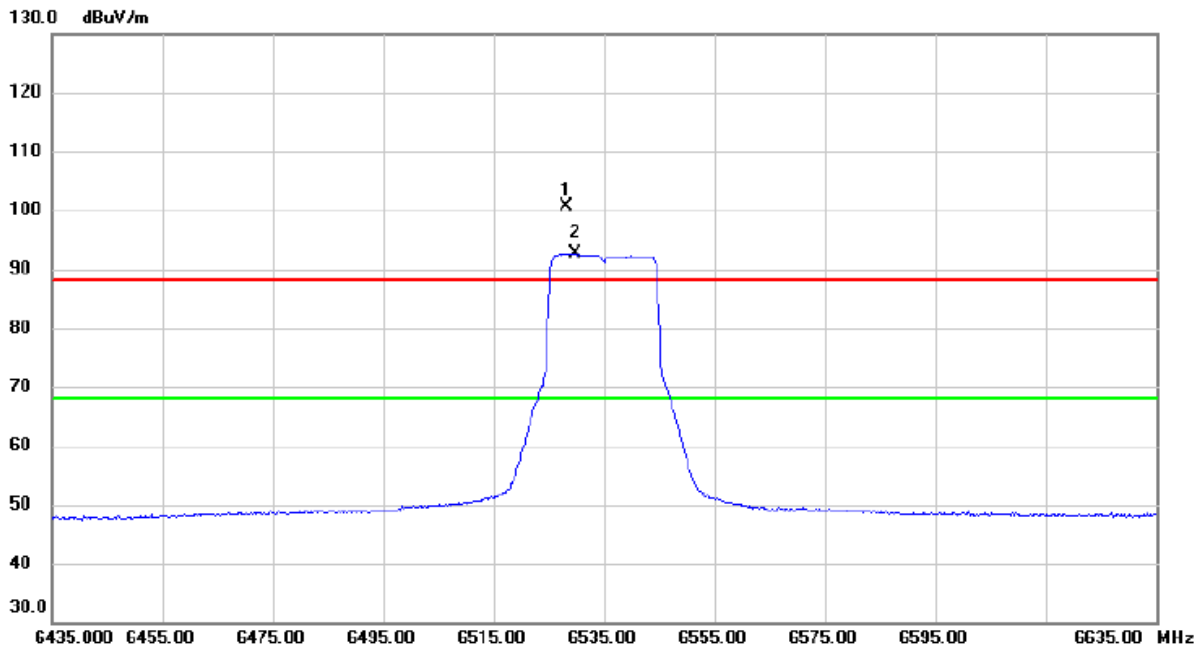


No.	Mk.	Freq. MHz	Reading Level dBuV	Correct Factor dB	Measure- ment dBuV/m	Limit dBuV/m	Margin dB	Detector	Comment
1		13010.41	37.12	16.65	53.77	88.20	-34.43	peak	
2	*	13011.76	26.57	16.65	43.22	68.20	-24.98	AVG	

REMARKS:

- (1) Measurement Value = Reading Level + Correct Factor.
- (2) Margin Level = Measurement Value - Limit Value.

Test Mode	UNII-7_TX AX(HE20) Mode 6535 MHz	Polarization	Vertical
-----------	----------------------------------	--------------	----------

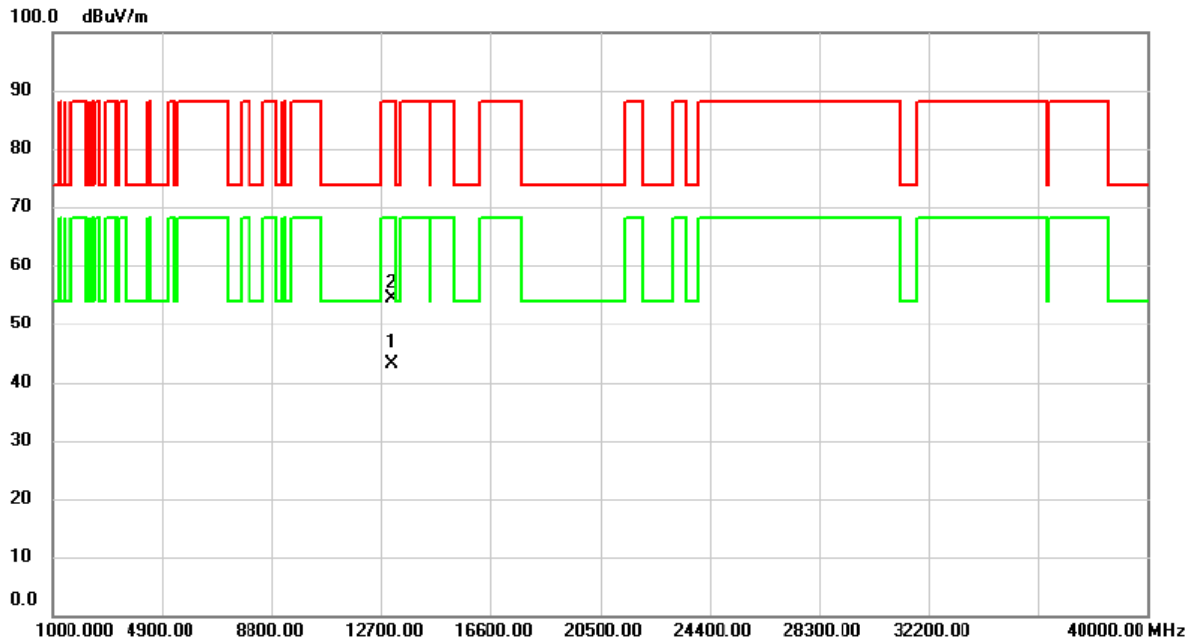


No.	Mk.	Freq. MHz	Reading Level dBuV	Correct Factor dB	Measure- ment dBuV/m	Limit dBuV/m	Margin dB	Detector	Comment
1	X	6528.200	82.51	18.03	100.54	88.20	12.34	peak	No Limit
2	*	6529.800	74.55	18.04	92.59	68.20	24.39	AVG	No Limit

REMARKS:

- (1) Measurement Value = Reading Level + Correct Factor.
- (2) Margin Level = Measurement Value - Limit Value.

Test Mode	UNII-7_TX AX(HE20) Mode 6535 MHz	Polarization	Vertical
-----------	----------------------------------	--------------	----------

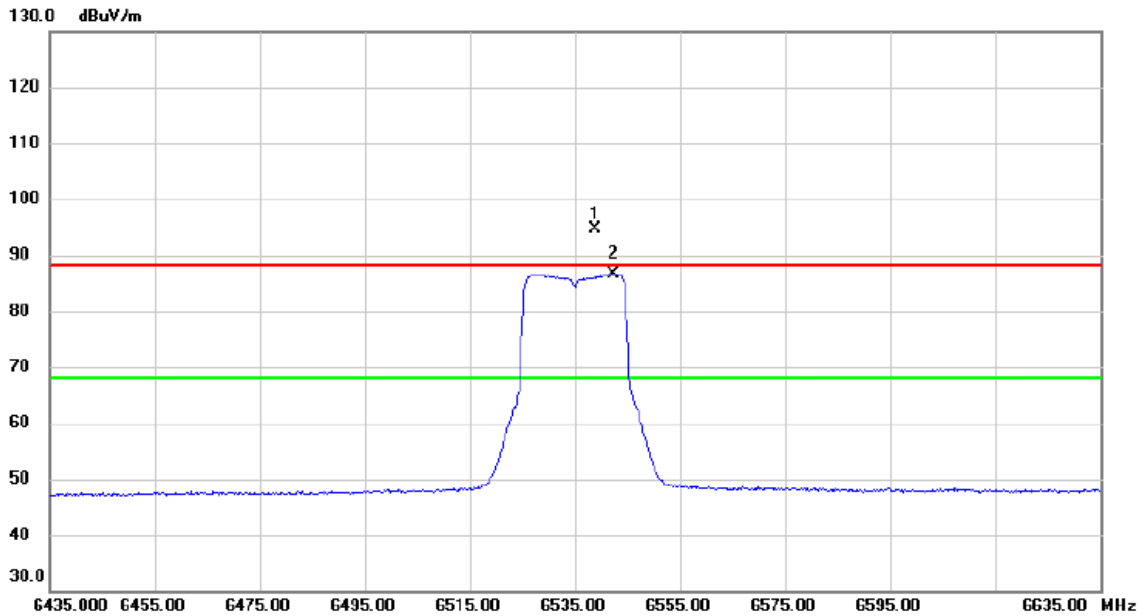


No.	Mk.	Freq. MHz	Reading Level dBuV	Correct Factor dB	Measure- ment dBuV/m	Limit dBuV/m	Margin dB	Detector	Comment
1	*	13068.78	26.44	16.76	43.20	68.20	-25.00	AVG	
2		13072.58	37.55	16.76	54.31	88.20	-33.89	peak	

REMARKS:

- (1) Measurement Value = Reading Level + Correct Factor.
- (2) Margin Level = Measurement Value - Limit Value.

Test Mode	UNII-7_TX AX(HE20) Mode 6535 MHz	Polarization	Horizontal
-----------	----------------------------------	--------------	------------

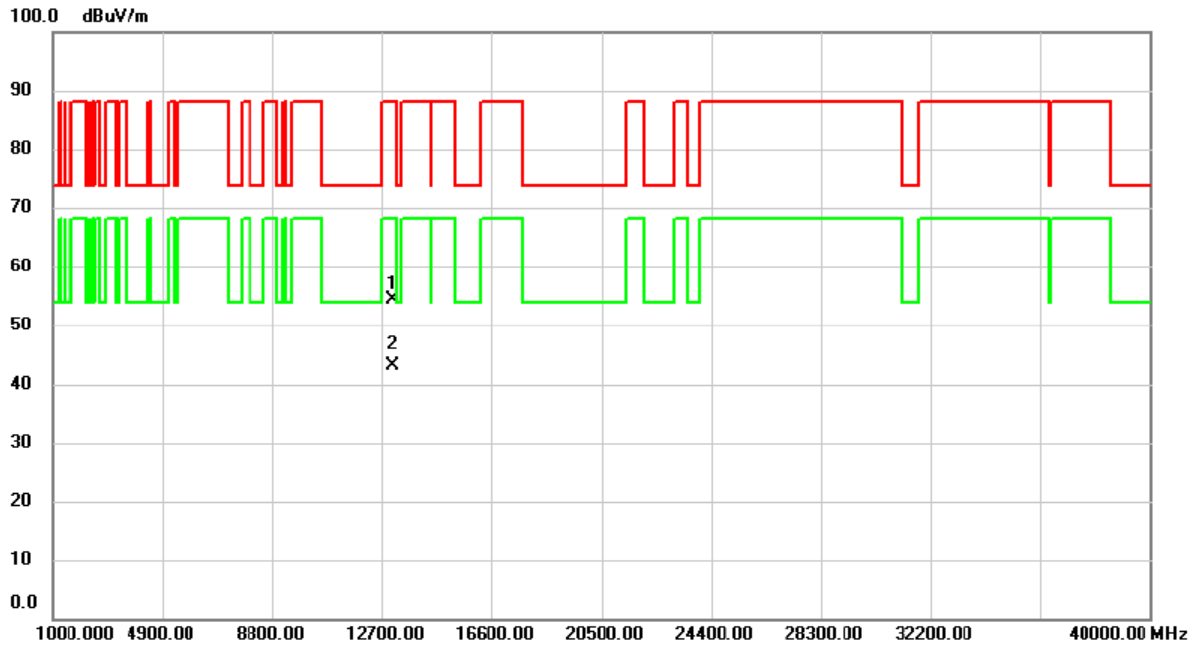


No.	Mk.	Freq. MHz	Reading Level dBuV	Correct Factor dB	Measure- ment dBuV/m	Limit dBuV/m	Margin dB	Detector	Comment
1	X	6538.800	76.64	18.08	94.72	88.20	6.52	peak	No Limit
2	*	6542.400	68.63	18.10	86.73	68.20	18.53	AVG	No Limit

REMARKS:

- (1) Measurement Value = Reading Level + Correct Factor.
- (2) Margin Level = Measurement Value - Limit Value.

Test Mode	UNII-7_TX AX(HE20) Mode 6535 MHz	Polarization	Horizontal
-----------	----------------------------------	--------------	------------

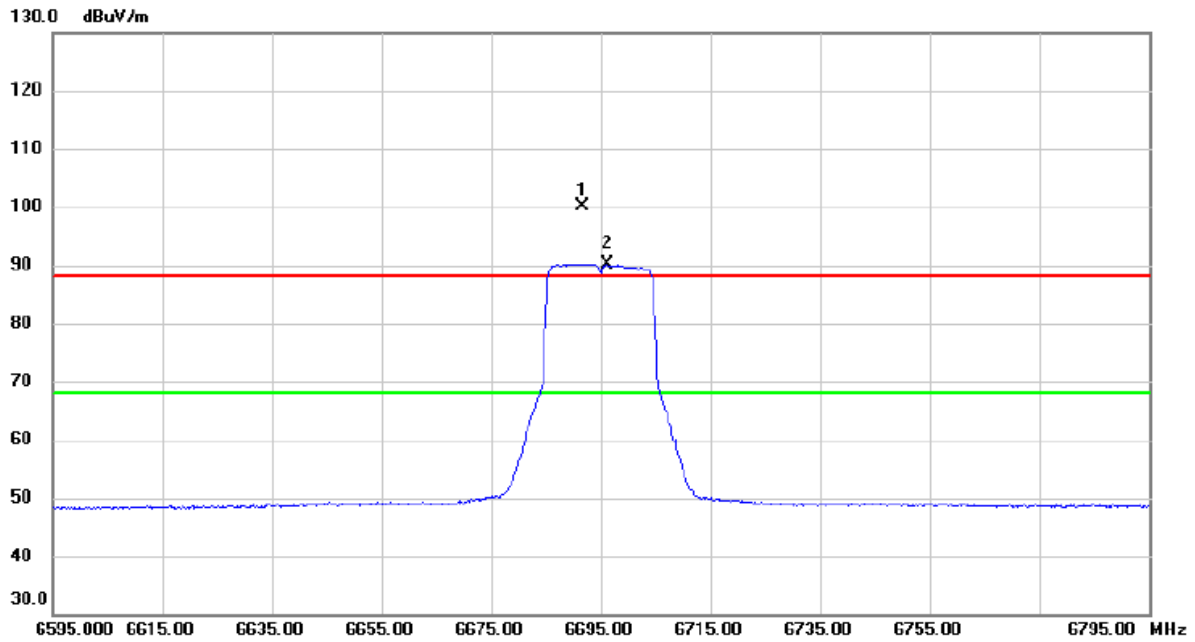


No.	Mk.	Freq. MHz	Reading Level dBuV	Correct Factor dB	Measure- ment dBuV/m	Limit dBuV/m	Margin dB	Detector	Comment
1		13066.31	37.55	16.74	54.29	88.20	-33.91	peak	
2	*	13066.85	26.46	16.74	43.20	68.20	-25.00	AVG	

REMARKS:

- (1) Measurement Value = Reading Level + Correct Factor.
- (2) Margin Level = Measurement Value - Limit Value.

Test Mode	UNII-7_TX AX(HE20) Mode 6695 MHz	Polarization	Vertical
-----------	----------------------------------	--------------	----------

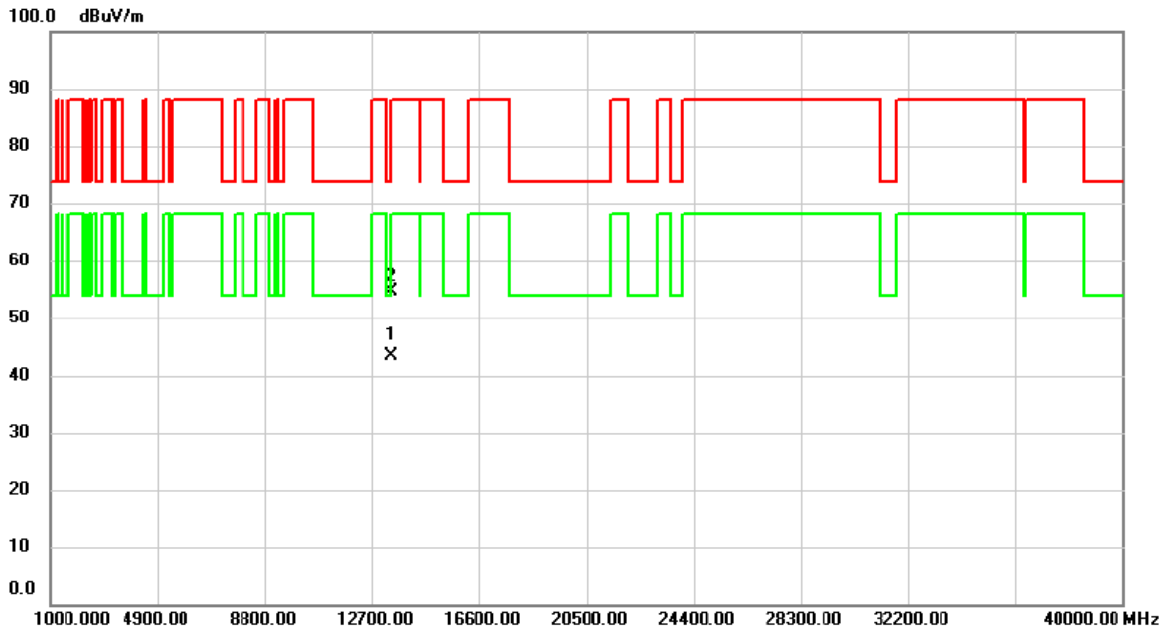


No.	Mk.	Freq. MHz	Reading Level dBuV	Correct Factor dB	Measure- ment dBuV/m	Limit dBuV/m	Margin dB	Detector	Comment
1	X	6691.600	81.35	18.82	100.17	88.20	11.97	peak	No Limit
2	*	6696.200	71.40	18.84	90.24	68.20	22.04	AVG	No Limit

REMARKS:

- (1) Measurement Value = Reading Level + Correct Factor.
- (2) Margin Level = Measurement Value - Limit Value.

Test Mode	UNII-7_TX AX(HE20) Mode 6695 MHz	Polarization	Vertical
-----------	----------------------------------	--------------	----------

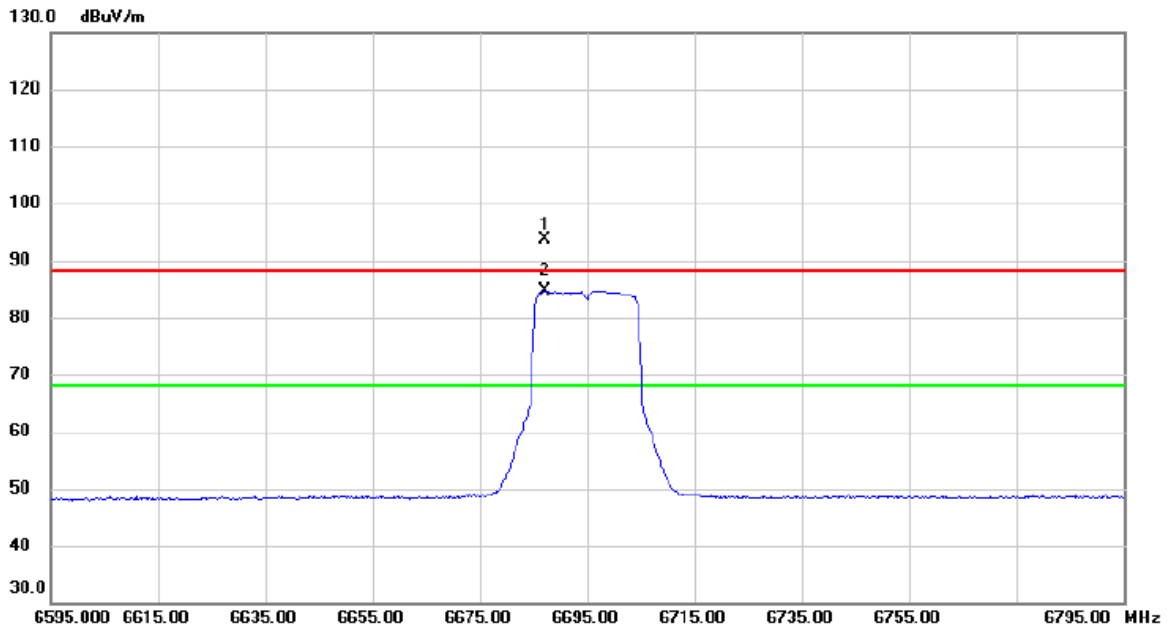


No.	Mk.	Freq. MHz	Reading Level dBuV	Correct Factor dB	Measure- ment dBuV/m	Limit dBuV/m	Margin dB	Detector	Comment
1	*	13386.15	26.18	17.29	43.47	54.00	-10.53	AVG	
2		13389.07	37.34	17.30	54.64	74.00	-19.36	peak	

REMARKS:

- (1) Measurement Value = Reading Level + Correct Factor.
- (2) Margin Level = Measurement Value - Limit Value.

Test Mode	UNII-7_TX AX(HE20) Mode 6695 MHz	Polarization	Horizontal
-----------	----------------------------------	--------------	------------

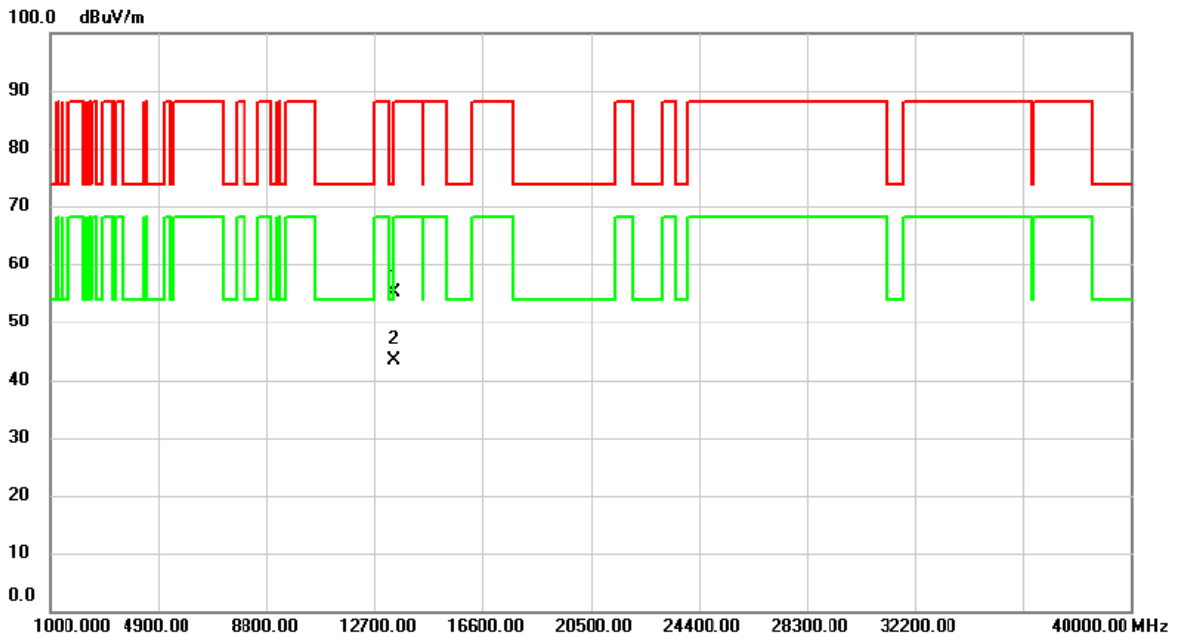


No.	Mk.	Freq.	Reading Level	Correct Factor	Measurement	Limit	Margin		
		MHz	dBuV	dB	dBuV/m	dBuV/m	dB	Detector	Comment
1	X	6687.200	74.85	18.79	93.64	88.20	5.44	peak	No Limit
2	*	6687.200	65.89	18.79	84.68	68.20	16.48	AVG	No Limit

REMARKS:

- (1) Measurement Value = Reading Level + Correct Factor.
- (2) Margin Level = Measurement Value - Limit Value.

Test Mode	UNII-7_TX AX(HE20) Mode 6695 MHz	Polarization	Horizontal
-----------	----------------------------------	--------------	------------

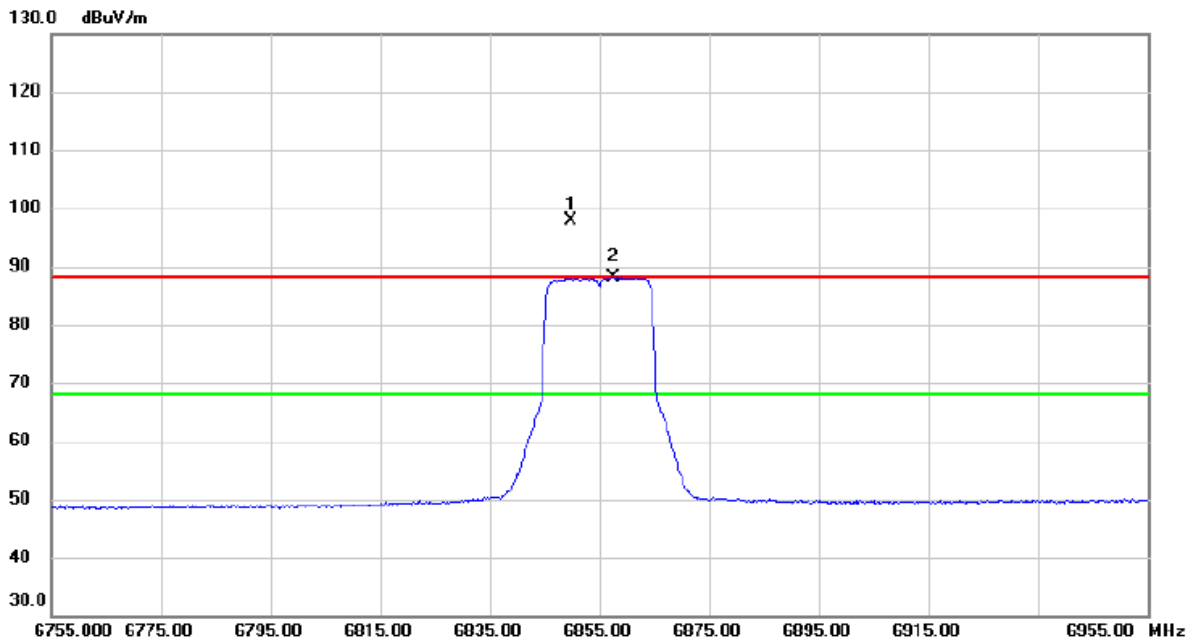


No.	Mk.	Freq. MHz	Reading Level dBuV	Correct Factor dB	Measure- ment dBuV/m	Limit dBuV/m	Margin dB	Detector	Comment
1		13386.82	37.82	17.30	55.12	74.00	-18.88	peak	
2	*	13387.30	26.02	17.30	43.32	54.00	-10.68	AVG	

REMARKS:

- (1) Measurement Value = Reading Level + Correct Factor.
- (2) Margin Level = Measurement Value - Limit Value.

Test Mode	UNII-7_TX AX(HE20) Mode 6855 MHz	Polarization	Vertical
-----------	----------------------------------	--------------	----------

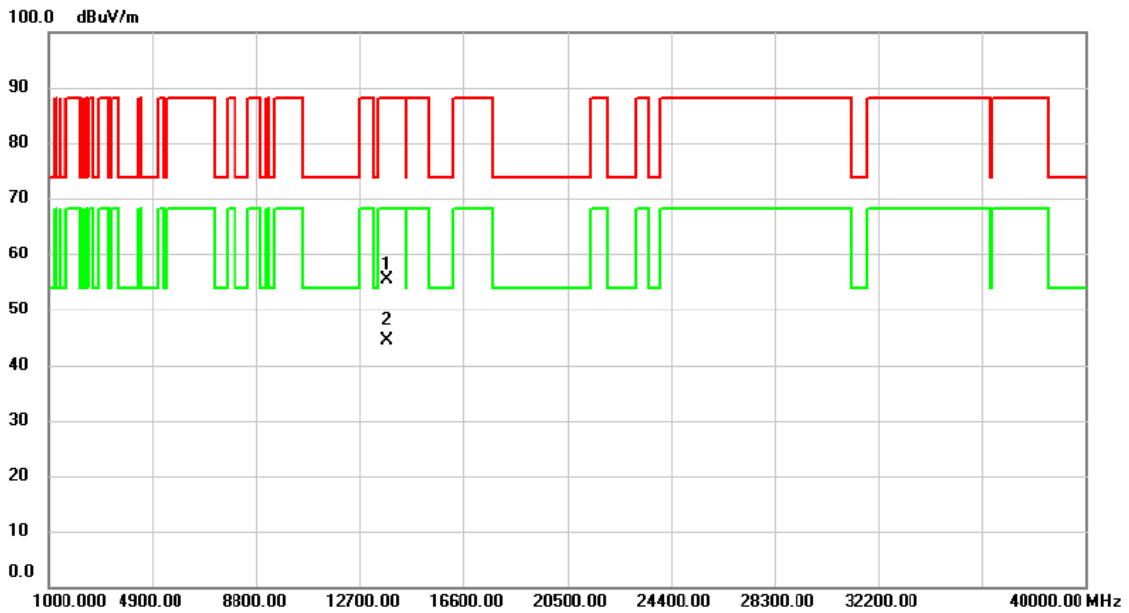


No.	Mk.	Freq. MHz	Reading Level dBuV	Correct Factor dB	Measure- ment dBuV/m	Limit dBuV/m	Margin dB	Detector	Comment
1	X	6849.800	78.38	19.57	97.95	88.20	9.75	peak	No Limit
2	*	6857.600	68.46	19.62	88.08	68.20	19.88	AVG	No Limit

REMARKS:

- (1) Measurement Value = Reading Level + Correct Factor.
- (2) Margin Level = Measurement Value - Limit Value.

Test Mode	UNII-7_TX AX(HE20) Mode 6855 MHz	Polarization	Vertical
-----------	----------------------------------	--------------	----------

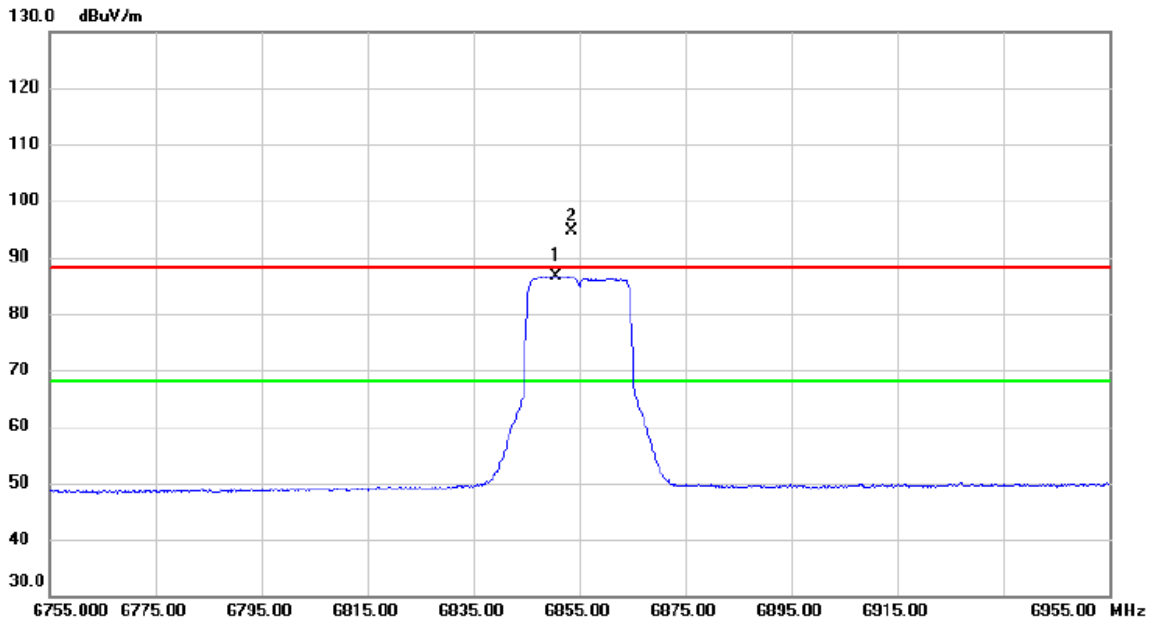


No.	Mk.	Freq. MHz	Reading Level dBuV	Correct Factor dB	Measure- ment dBuV/m	Limit dBuV/m	Margin dB	Detector	Comment
1		13708.94	37.32	17.94	55.26	88.20	-32.94	peak	
2	*	13711.05	26.48	17.94	44.42	68.20	-23.78	AVG	

REMARKS:

- (1) Measurement Value = Reading Level + Correct Factor.
- (2) Margin Level = Measurement Value - Limit Value.

Test Mode	UNII-7_TX AX(HE20) Mode 6855 MHz	Polarization	Horizontal
-----------	----------------------------------	--------------	------------

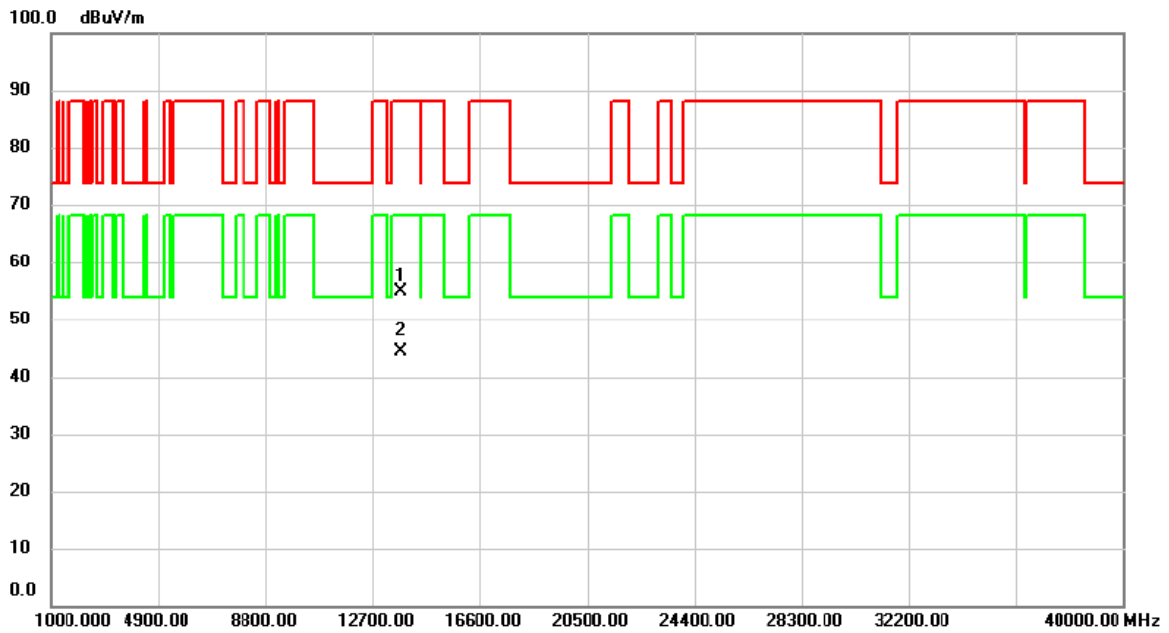


No.	Mk.	Freq. MHz	Reading Level dBuV	Correct Factor dB	Measure- ment dBuV/m	Limit dBuV/m	Margin dB	Detector	Comment
1	*	6850.600	67.10	19.58	86.68	68.20	18.48	AVG	No Limit
2	X	6853.600	75.09	19.59	94.68	88.20	6.48	peak	No Limit

REMARKS:

- (1) Measurement Value = Reading Level + Correct Factor.
- (2) Margin Level = Measurement Value - Limit Value.

Test Mode	UNII-7_TX AX(HE20) Mode 6855 MHz	Polarization	Horizontal
-----------	----------------------------------	--------------	------------

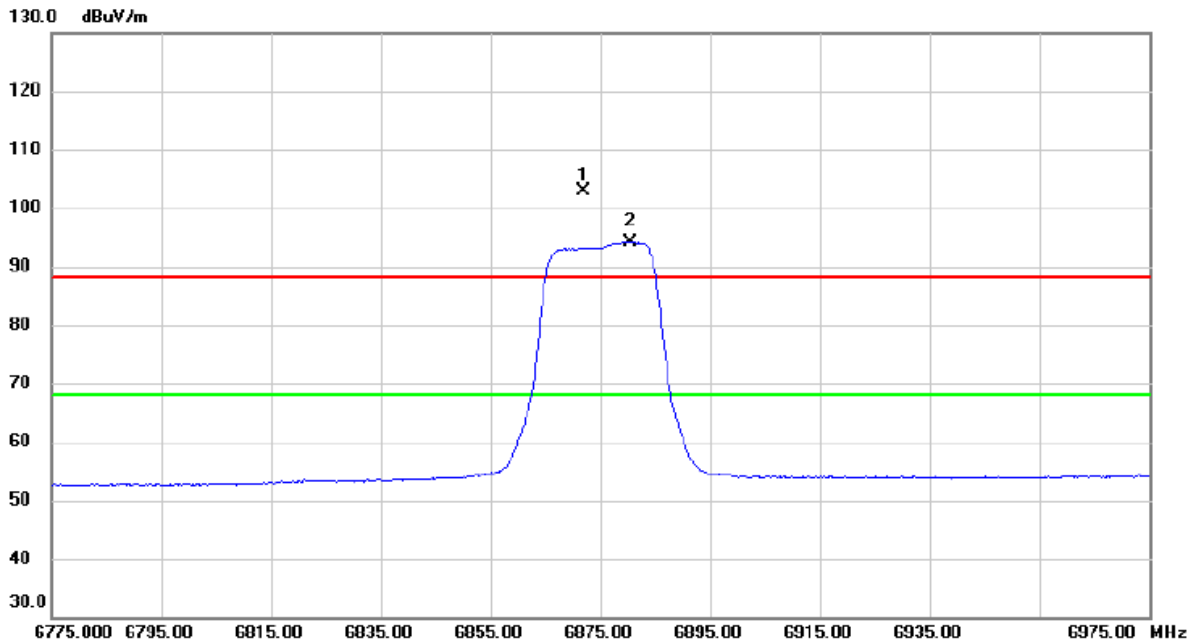


No.	Mk.	Freq. MHz	Reading Level dBuV	Correct Factor dB	Measure- ment dBuV/m	Limit dBuV/m	Margin dB	Detector	Comment
1		13713.10	36.85	17.96	54.81	88.20	-33.39	peak	
2	*	13714.26	26.42	17.96	44.38	68.20	-23.82	AVG	

REMARKS:

- (1) Measurement Value = Reading Level + Correct Factor.
- (2) Margin Level = Measurement Value - Limit Value.

Test Mode	UNII-7_TX AX(HE20) Mode 6875 MHz	Polarization	Vertical
-----------	----------------------------------	--------------	----------



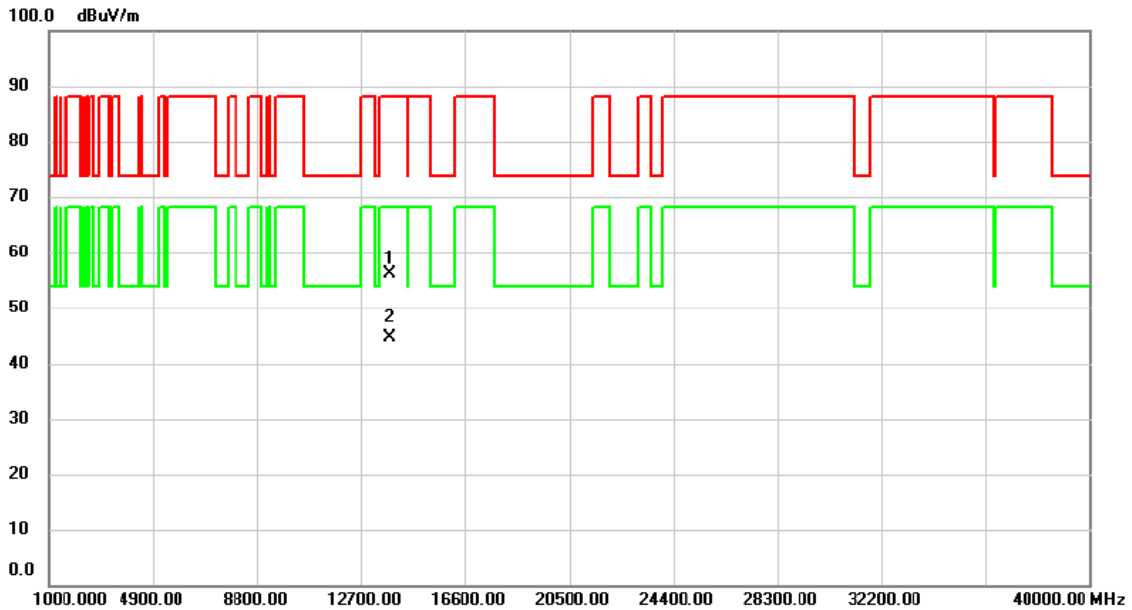
No.	Mk.	Freq. MHz	Reading Level dBuV	Correct Factor dB	Measure- ment dBuV/m	Limit dBuV/m	Margin dB	Detector	Comment
1	X	6872.000	83.29	19.68	102.97	88.20	14.77	peak	No Limit
2	*	6880.400	74.37	19.72	94.09	68.20	25.89	AVG	No Limit

REMARKS:

(1) Measurement Value = Reading Level + Correct Factor.

(2) Margin Level = Measurement Value - Limit Value.

Test Mode	UNII-7_TX AX(HE20) Mode 6875 MHz	Polarization	Vertical
-----------	----------------------------------	--------------	----------

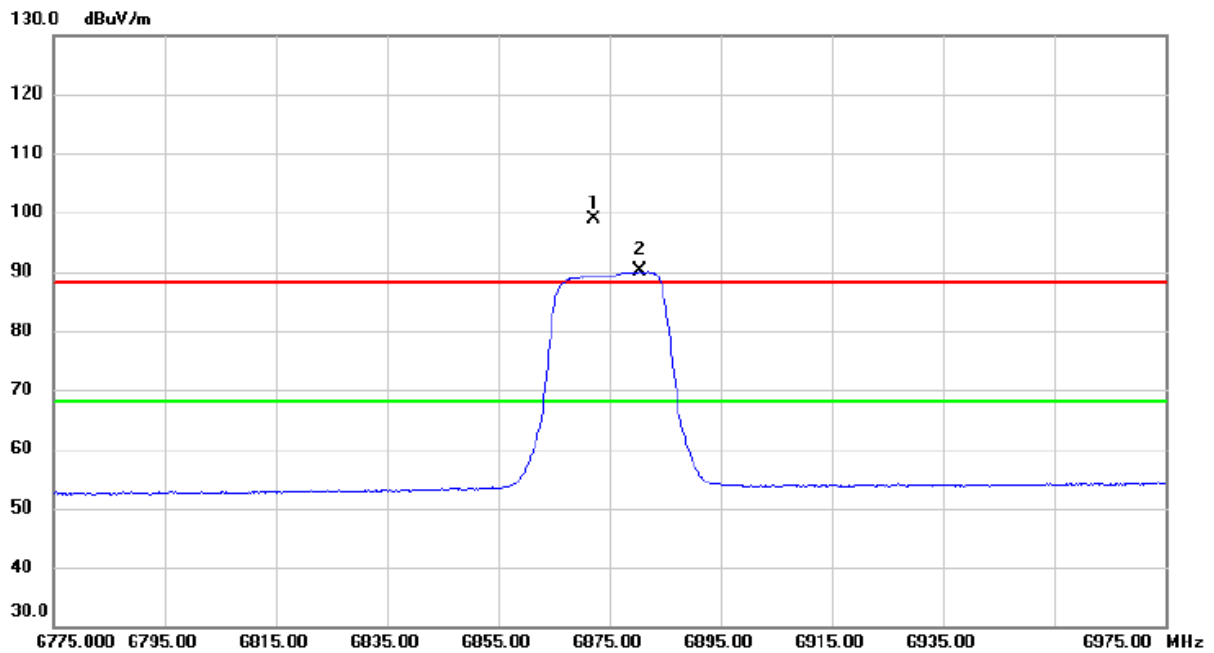


No.	Mk.	Freq. MHz	Reading Level dBuV	Correct Factor dB	Measure- ment dBuV/m	Limit dBuV/m	Margin dB	Detector	Comment
1		13749.65	38.20	18.02	56.22	88.20	-31.98	peak	
2	*	13752.19	26.64	18.04	44.68	68.20	-23.52	AVG	

REMARKS:

- (1) Measurement Value = Reading Level + Correct Factor.
- (2) Margin Level = Measurement Value - Limit Value.

Test Mode	UNII-7_TX AX(HE20) Mode 6875 MHz	Polarization	Horizontal
-----------	----------------------------------	--------------	------------

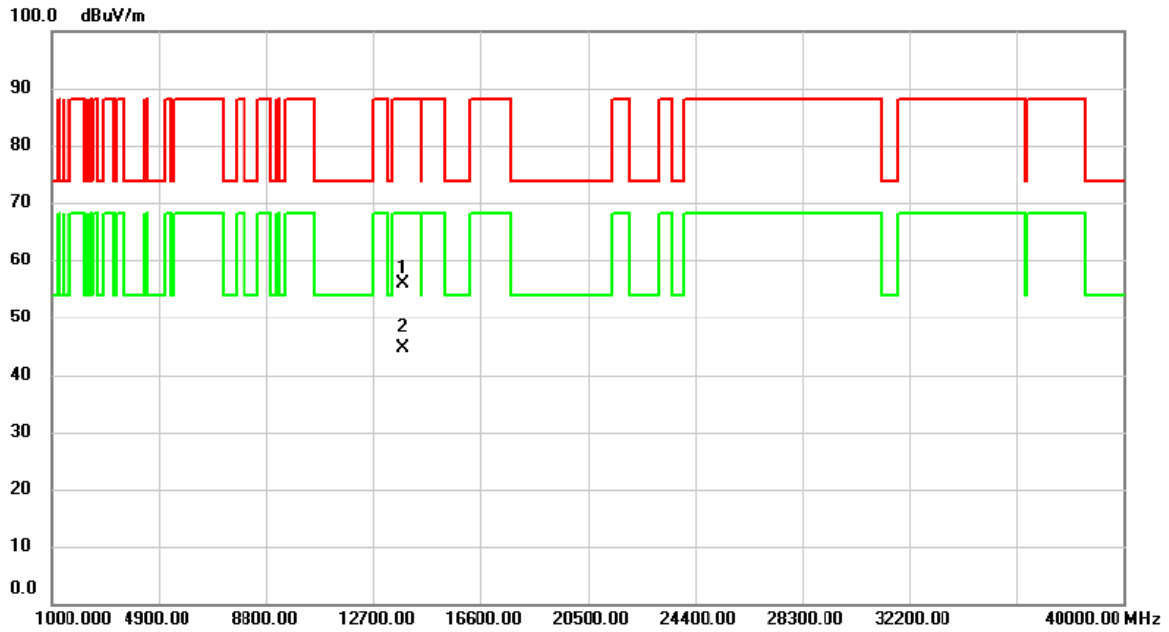


No.	Mk.	Freq. MHz	Reading Level dBuV	Correct Factor dB	Measure- ment dBuV/m	Limit dBuV/m	Margin dB	Detector	Comment
1	X	6872.200	79.30	19.68	98.98	88.20	10.78	peak	No Limit
2	*	6880.400	70.31	19.72	90.03	68.20	21.83	AVG	No Limit

REMARKS:

- (1) Measurement Value = Reading Level + Correct Factor.
- (2) Margin Level = Measurement Value - Limit Value.

Test Mode	UNII-7_TX AX(HE20) Mode 6875 MHz	Polarization	Horizontal
-----------	----------------------------------	--------------	------------

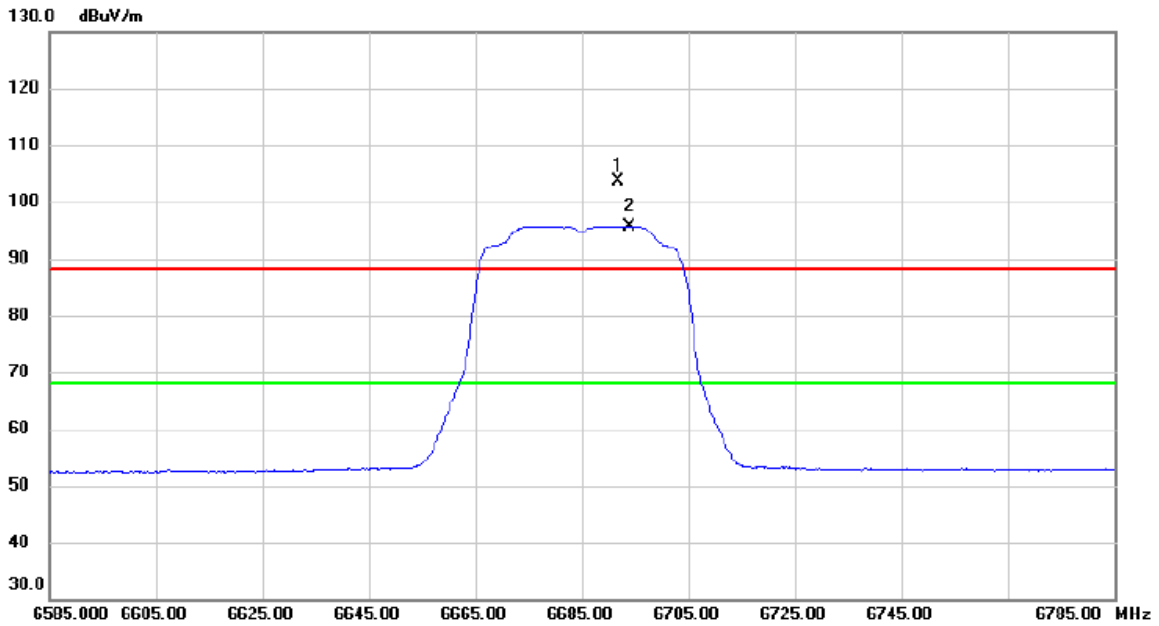


No.	Mk.	Freq. MHz	Reading Level dBuV	Correct Factor dB	Measure- ment dBuV/m	Limit dBuV/m	Margin dB	Detector	Comment
1		13747.73	37.88	18.02	55.90	88.20	-32.30	peak	
2	*	13750.49	26.69	18.04	44.73	68.20	-23.47	AVG	

REMARKS:

- (1) Measurement Value = Reading Level + Correct Factor.
- (2) Margin Level = Measurement Value - Limit Value.

Test Mode	UNII-7_TX AX(HE40) Mode 6685 MHz	Polarization	Vertical
-----------	----------------------------------	--------------	----------

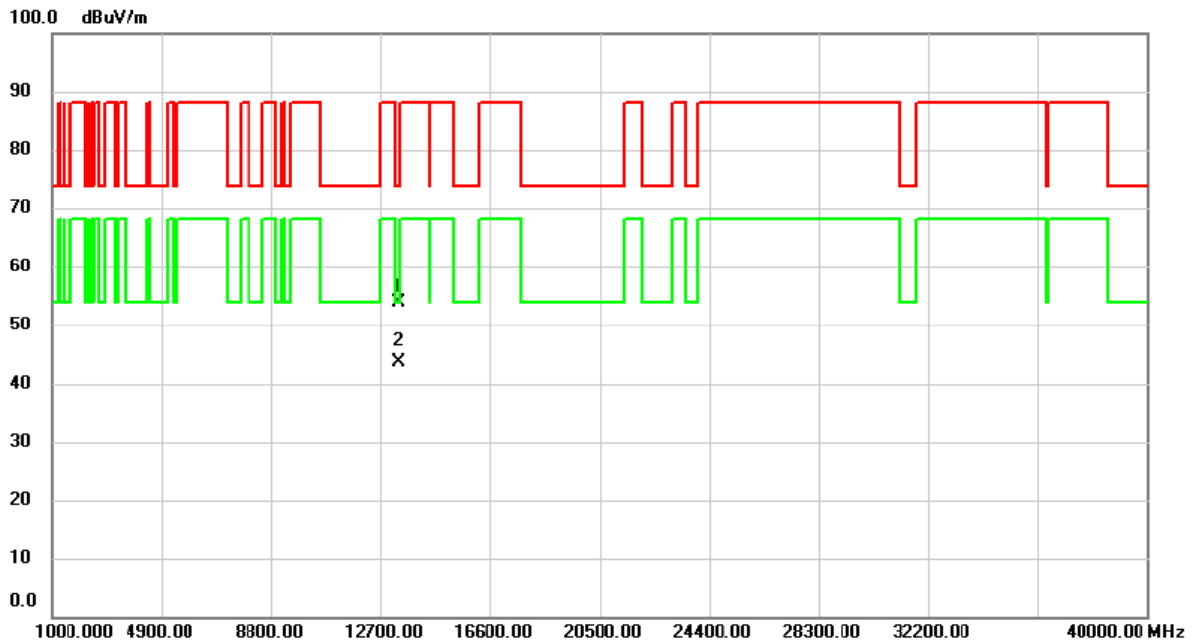


No.	Mk.	Freq. MHz	Reading Level dBuV	Correct Factor dB	Measure- ment dBuV/m	Limit dBuV/m	Margin dB	Detector	Comment
1	X	6691.800	84.93	18.82	103.75	88.20	15.55	peak	No Limit
2	*	6693.800	76.92	18.83	95.75	68.20	27.55	AVG	No Limit

REMARKS:

- (1) Measurement Value = Reading Level + Correct Factor.
- (2) Margin Level = Measurement Value - Limit Value.

Test Mode	UNII-7_TX AX(HE40) Mode 6685 MHz	Polarization	Vertical
-----------	----------------------------------	--------------	----------

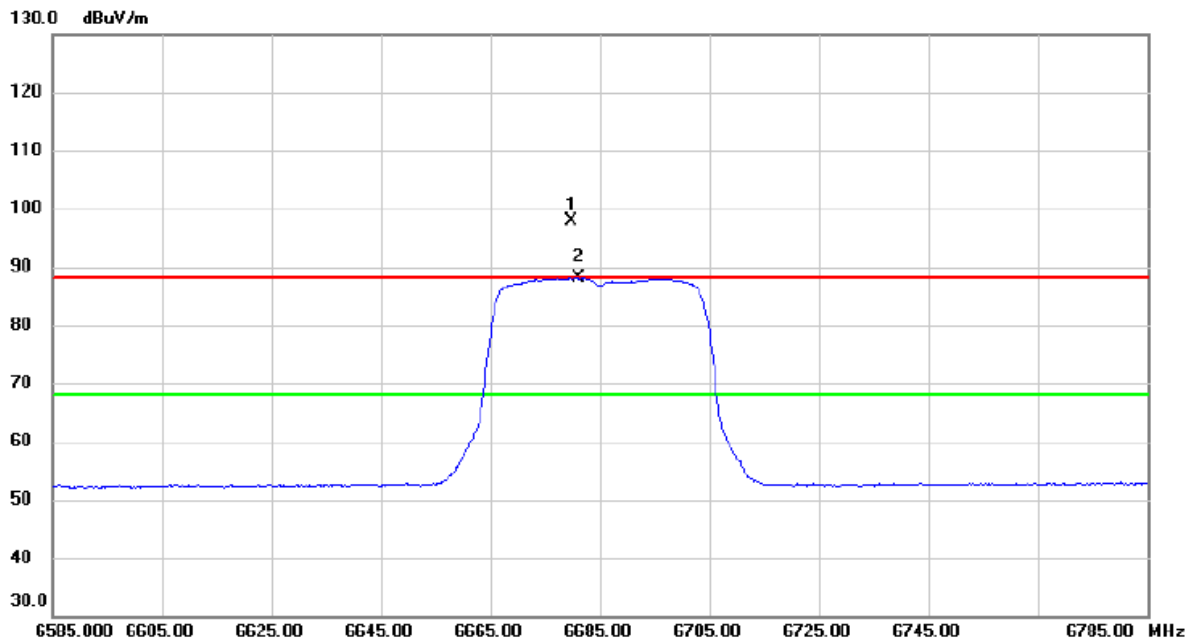


No.	Mk.	Freq. MHz	Reading Level dBuV	Correct Factor dB	Measure- ment dBuV/m	Limit dBuV/m	Margin dB	Detector	Comment
1		13365.08	36.62	17.26	53.88	74.00	-20.12	peak	
2	*	13368.95	26.33	17.27	43.60	54.00	-10.40	AVG	

REMARKS:

- (1) Measurement Value = Reading Level + Correct Factor.
- (2) Margin Level = Measurement Value - Limit Value.

Test Mode	UNII-7_TX AX(HE40) Mode 6685 MHz	Polarization	Horizontal
-----------	----------------------------------	--------------	------------



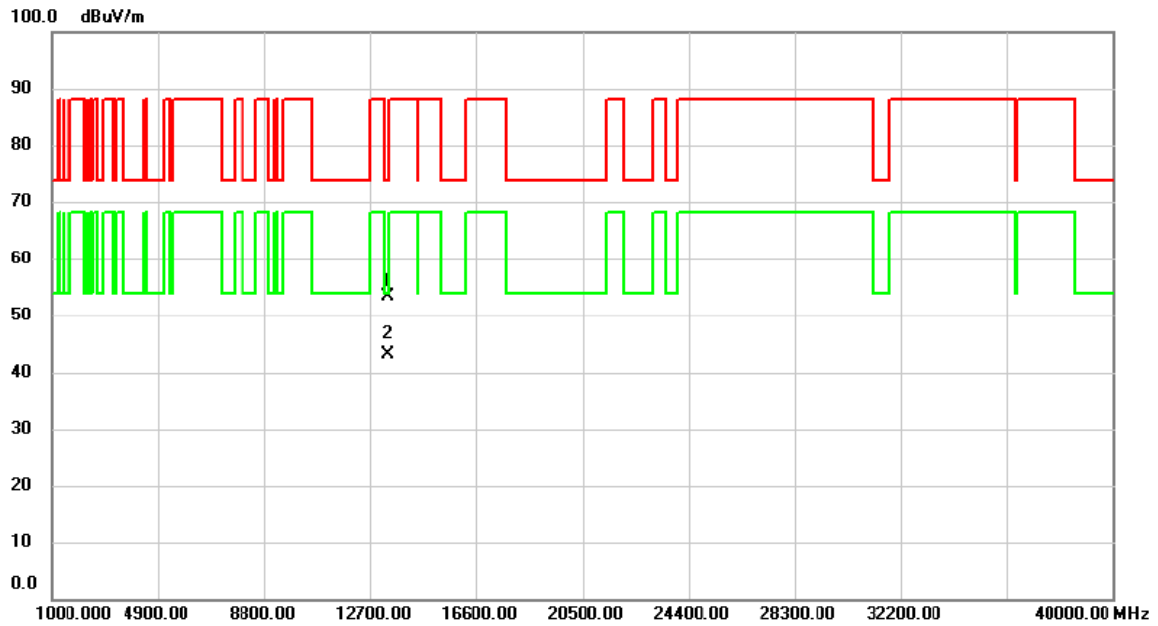
No.	Mk.	Freq. MHz	Reading Level dBuV	Correct Factor dB	Measure- ment dBuV/m	Limit dBuV/m	Margin dB	Detector	Comment
1	X	6679.800	79.01	18.76	97.77	88.20	9.57	peak	No Limit
2	*	6681.000	69.28	18.77	88.05	68.20	19.85	AVG	No Limit

REMARKS:

(1) Measurement Value = Reading Level + Correct Factor.

(2) Margin Level = Measurement Value - Limit Value.

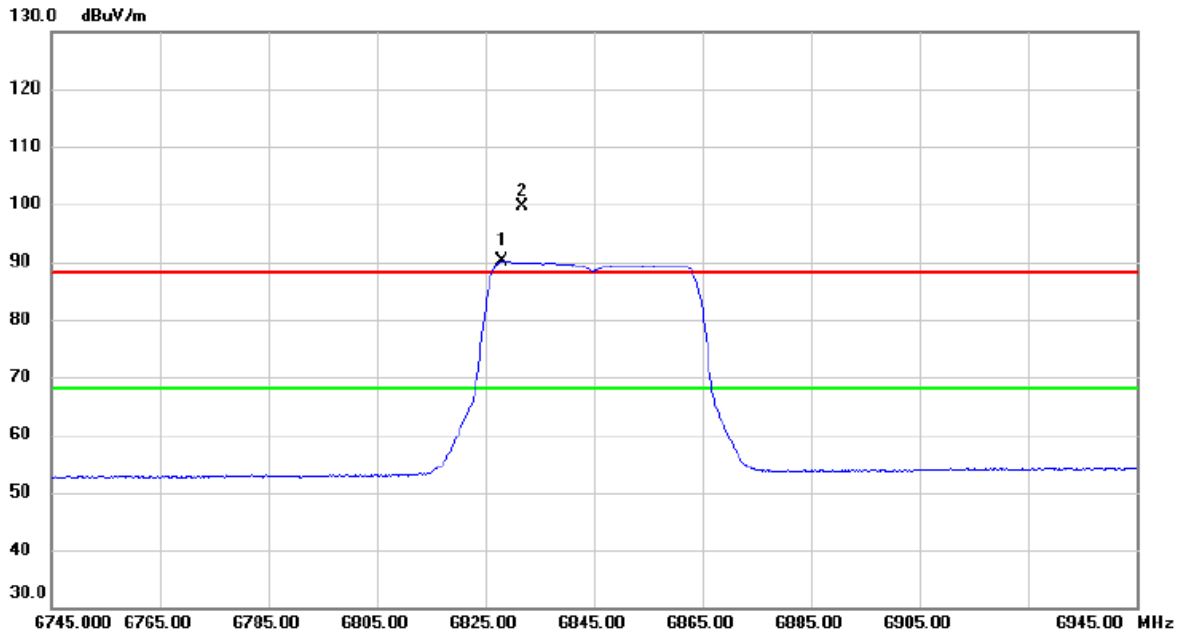
Test Mode	UNII-7_TX AX(HE40) Mode 6685 MHz	Polarization	Horizontal
-----------	----------------------------------	--------------	------------



No.	Mk.	Freq. MHz	Reading Level dBuV	Correct Factor dB	Measure- ment dBuV/m	Limit dBuV/m	Margin dB	Detector	Comment
1		13368.34	36.00	17.26	53.26	74.00	-20.74	peak	
2	*	13373.94	25.78	17.27	43.05	54.00	-10.95	AVG	

REMARKS:
 (1) Measurement Value = Reading Level + Correct Factor.
 (2) Margin Level = Measurement Value - Limit Value.

Test Mode	UNII-7_TX AX(HE40) Mode 6845 MHz	Polarization	Vertical
-----------	----------------------------------	--------------	----------

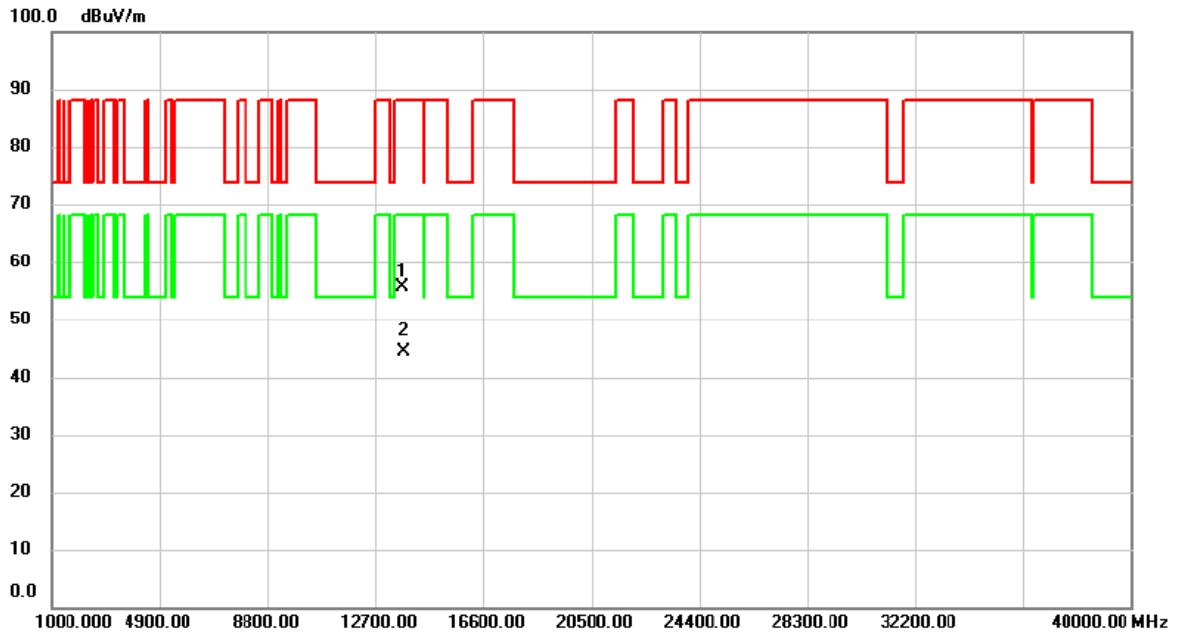


No.	Mk.	Freq. MHz	Reading Level dBuV	Correct Factor dB	Measure- ment dBuV/m	Limit dBuV/m	Margin dB	Detector	Comment
1	*	6828.000	70.63	19.46	90.09	68.20	21.89	AVG	No Limit
2	X	6831.800	80.27	19.48	99.75	88.20	11.55	peak	No Limit

REMARKS:

- (1) Measurement Value = Reading Level + Correct Factor.
- (2) Margin Level = Measurement Value - Limit Value.

Test Mode	UNII-7_TX AX(HE40) Mode 6845 MHz	Polarization	Vertical
-----------	----------------------------------	--------------	----------

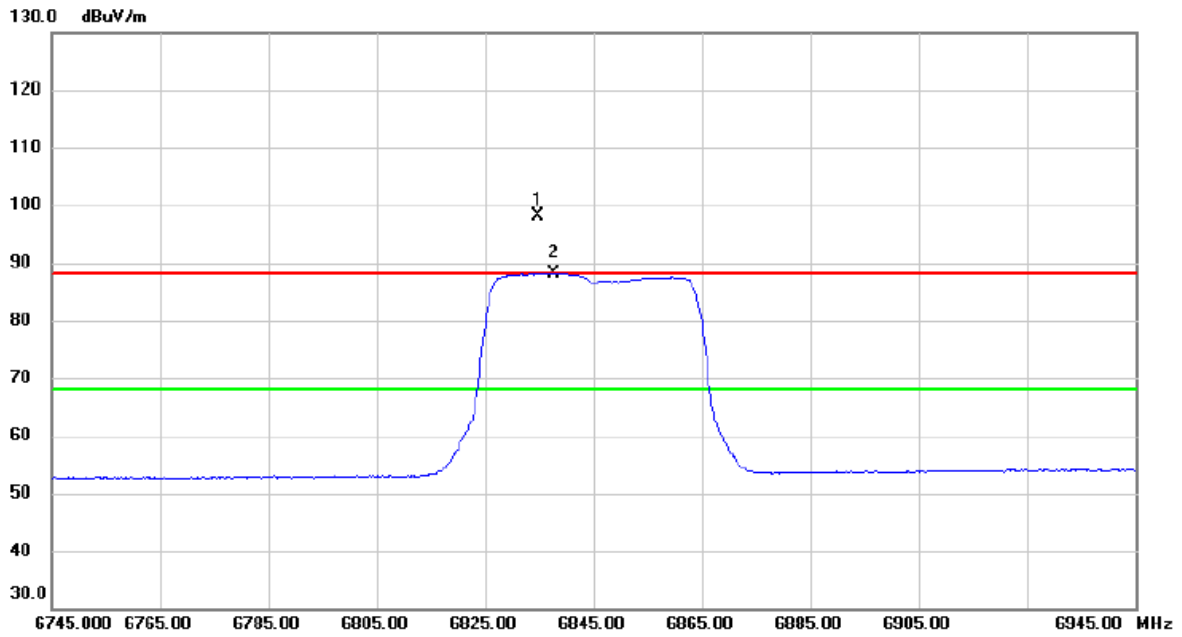


No.	Mk.	Freq. MHz	Reading Level dBuV	Correct Factor dB	Measure- ment dBuV/m	Limit dBuV/m	Margin dB	Detector	Comment
1		13686.37	37.81	17.89	55.70	88.20	-32.50	peak	
2	*	13691.69	26.40	17.90	44.30	68.20	-23.90	AVG	

REMARKS:

- (1) Measurement Value = Reading Level + Correct Factor.
- (2) Margin Level = Measurement Value - Limit Value.

Test Mode	UNII-7_TX AX(HE40) Mode 6845 MHz	Polarization	Horizontal
-----------	----------------------------------	--------------	------------

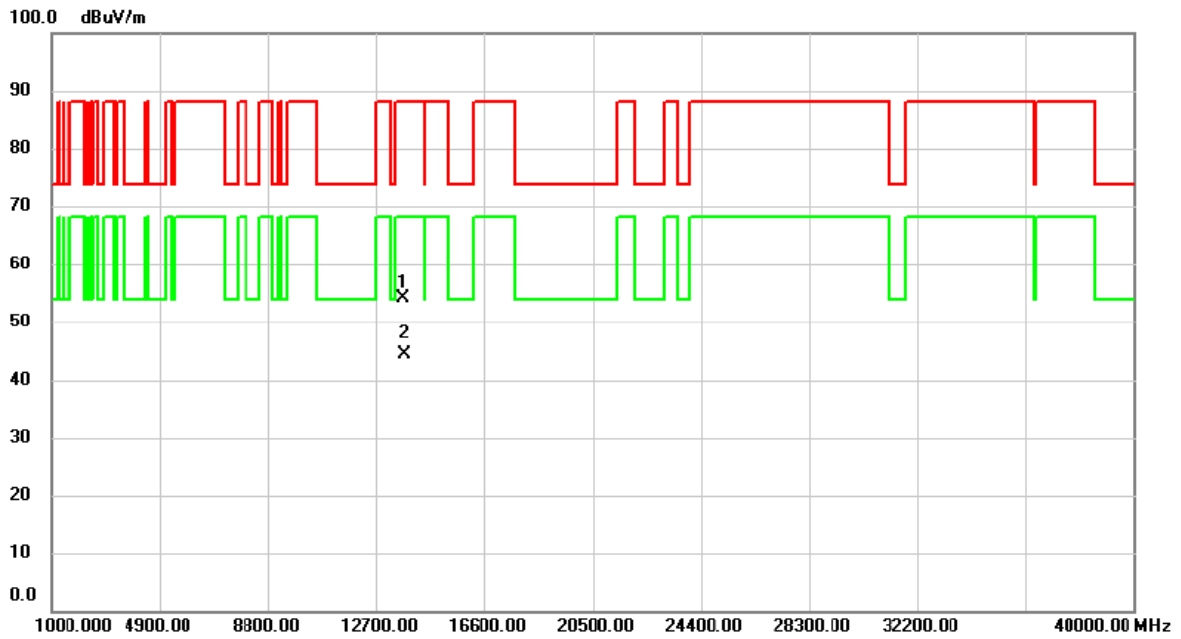


No.	Mk.	Freq. MHz	Reading Level dBuV	Correct Factor dB	Measure- ment dBuV/m	Limit dBuV/m	Margin dB	Detector	Comment
1	X	6834.600	78.73	19.49	98.22	88.20	10.02	peak	No Limit
2	*	6837.600	68.71	19.51	88.22	68.20	20.02	AVG	No Limit

REMARKS:

- (1) Measurement Value = Reading Level + Correct Factor.
- (2) Margin Level = Measurement Value - Limit Value.

Test Mode	UNII-7_TX AX(HE40) Mode 6845 MHz	Polarization	Horizontal
-----------	----------------------------------	--------------	------------

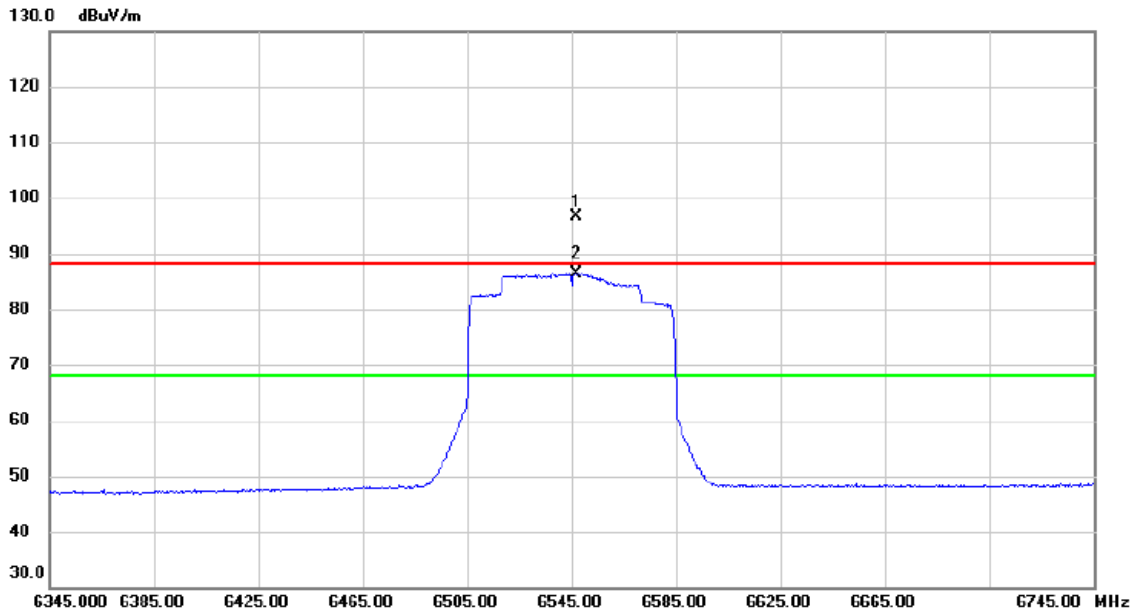


No.	Mk.	Freq. MHz	Reading Level dBuV	Correct Factor dB	Measure- ment dBuV/m	Limit dBuV/m	Margin dB	Detector	Comment
1		13685.87	36.12	17.89	54.01	88.20	-34.19	peak	
2	*	13693.48	26.36	17.92	44.28	68.20	-23.92	AVG	

REMARKS:

- (1) Measurement Value = Reading Level + Correct Factor.
- (2) Margin Level = Measurement Value - Limit Value.

Test Mode	UNII-7_TX AX(HE80) Mode 6545 MHz	Polarization	Vertical
-----------	----------------------------------	--------------	----------

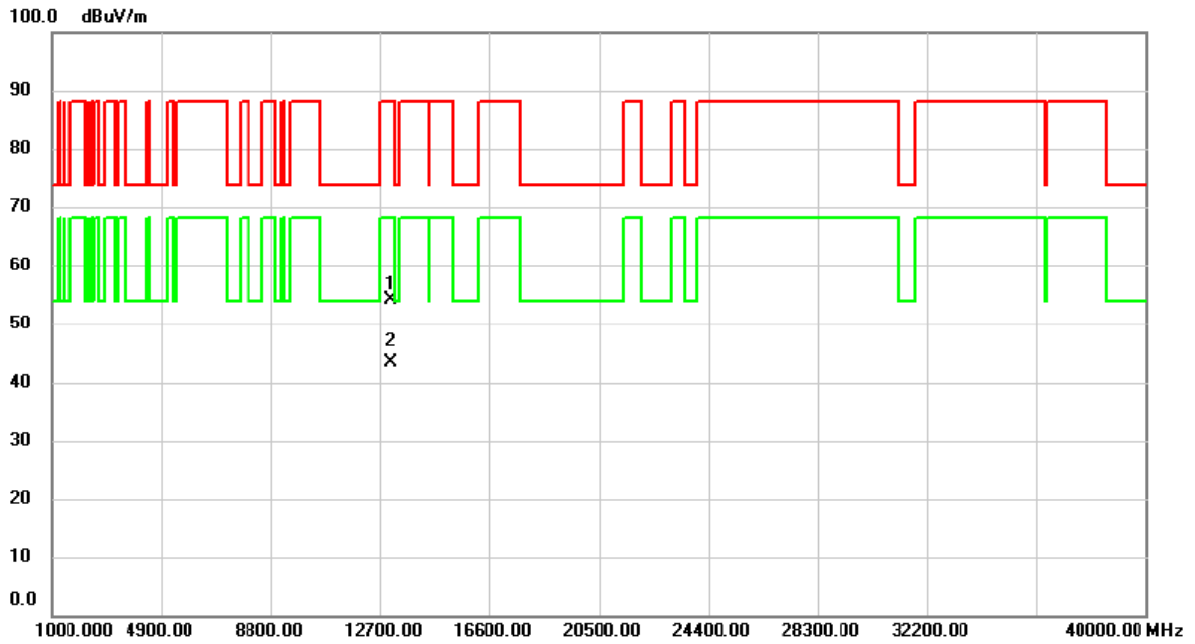


No.	Mk.	Freq. MHz	Reading Level dBuV	Correct Factor dB	Measure- ment dBuV/m	Limit dBuV/m	Margin dB	Detector	Comment
1	X	6546.600	78.45	18.12	96.57	88.20	8.37	peak	No Limit
2	*	6546.600	68.32	18.12	86.44	68.20	18.24	AVG	No Limit

REMARKS:

- (1) Measurement Value = Reading Level + Correct Factor.
- (2) Margin Level = Measurement Value - Limit Value.

Test Mode	UNII-7_TX AX(HE80) Mode 6545 MHz	Polarization	Vertical
-----------	----------------------------------	--------------	----------

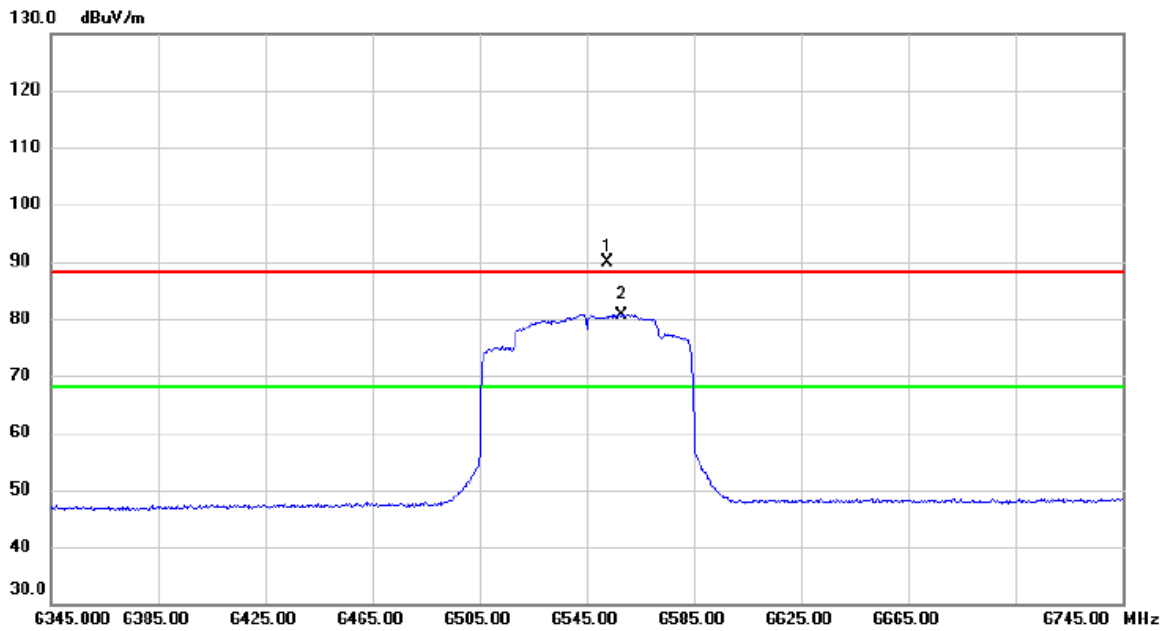


No.	Mk.	Freq. MHz	Reading Level dBuV	Correct Factor dB	Measure- ment dBuV/m	Limit dBuV/m	Margin dB	Detector	Comment
1		13087.14	37.32	16.78	54.10	88.20	-34.10	peak	
2	*	13093.98	26.65	16.80	43.45	68.20	-24.75	AVG	

REMARKS:

- (1) Measurement Value = Reading Level + Correct Factor.
- (2) Margin Level = Measurement Value - Limit Value.

Test Mode	UNII-7_TX AX(HE80) Mode 6545 MHz	Polarization	Horizontal
-----------	----------------------------------	--------------	------------

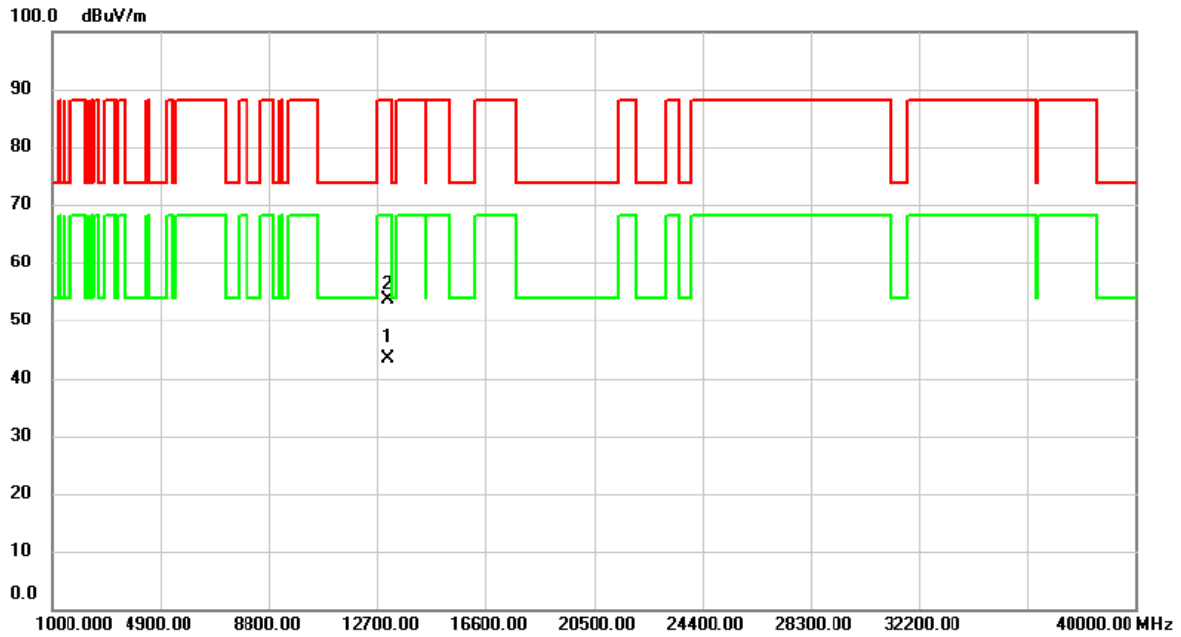


No.	Mk.	Freq. MHz	Reading Level dBuV	Correct Factor dB	Measure- ment dBuV/m	Limit dBuV/m	Margin dB	Detector	Comment
1	X	6552.600	71.76	18.16	89.92	88.20	1.72	peak	No Limit
2	*	6557.800	62.55	18.18	80.73	68.20	12.53	AVG	No Limit

REMARKS:

- (1) Measurement Value = Reading Level + Correct Factor.
- (2) Margin Level = Measurement Value - Limit Value.

Test Mode	UNII-7_TX AX(HE80) Mode 6545 MHz	Polarization	Horizontal
-----------	----------------------------------	--------------	------------



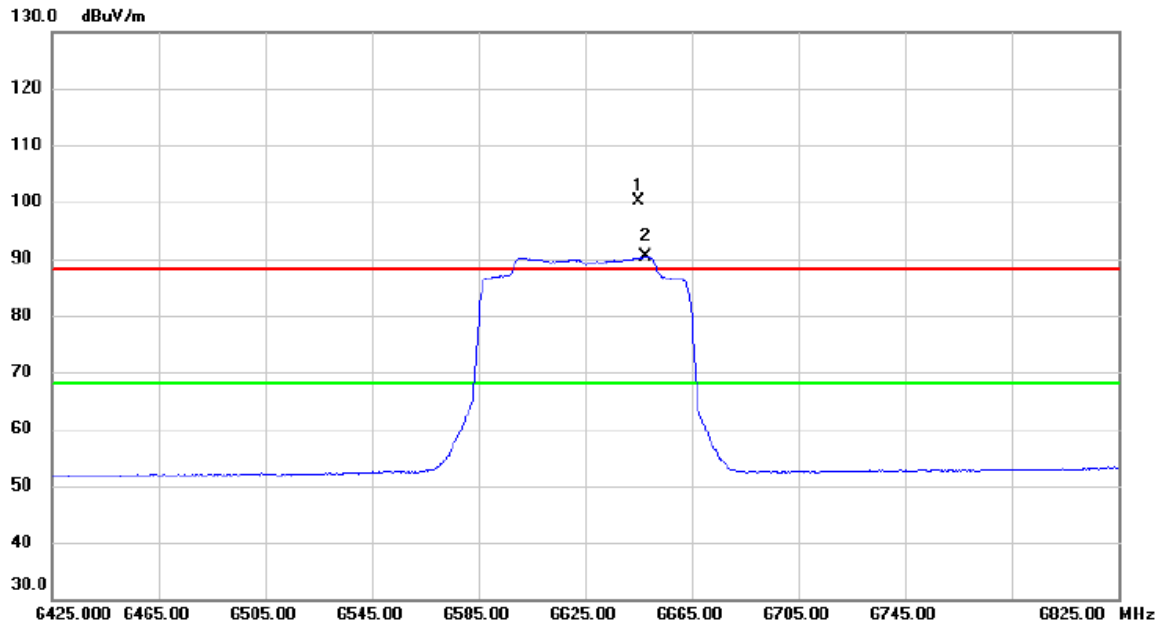
No.	Mk.	Freq. MHz	Reading Level dBuV	Correct Factor dB	Measure- ment dBuV/m	Limit dBuV/m	Margin dB	Detector	Comment
1	*	13089.97	26.55	16.78	43.33	68.20	-24.87	AVG	
2		13091.34	36.85	16.78	53.63	88.20	-34.57	peak	

REMARKS:

(1) Measurement Value = Reading Level + Correct Factor.

(2) Margin Level = Measurement Value - Limit Value.

Test Mode	UNII-7_TX AX(HE80) Mode 6625 MHz	Polarization	Vertical
-----------	----------------------------------	--------------	----------

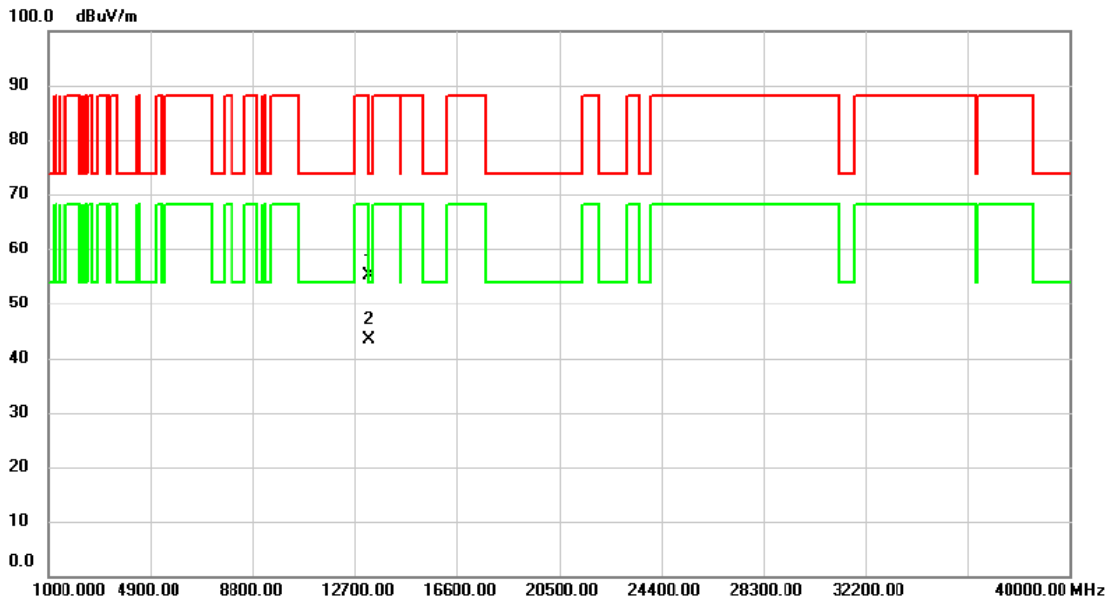


No.	Mk.	Freq. MHz	Reading Level dBuV	Correct Factor dB	Measure- ment dBuV/m	Limit dBuV/m	Margin dB	Detector	Comment
1	X	6644.800	81.51	18.59	100.10	88.20	11.90	peak	No Limit
2	*	6647.800	71.80	18.60	90.40	68.20	22.20	AVG	No Limit

REMARKS:

- (1) Measurement Value = Reading Level + Correct Factor.
- (2) Margin Level = Measurement Value - Limit Value.

Test Mode	UNII-7_TX AX(HE80) Mode 6625 MHz	Polarization	Vertical
-----------	----------------------------------	--------------	----------

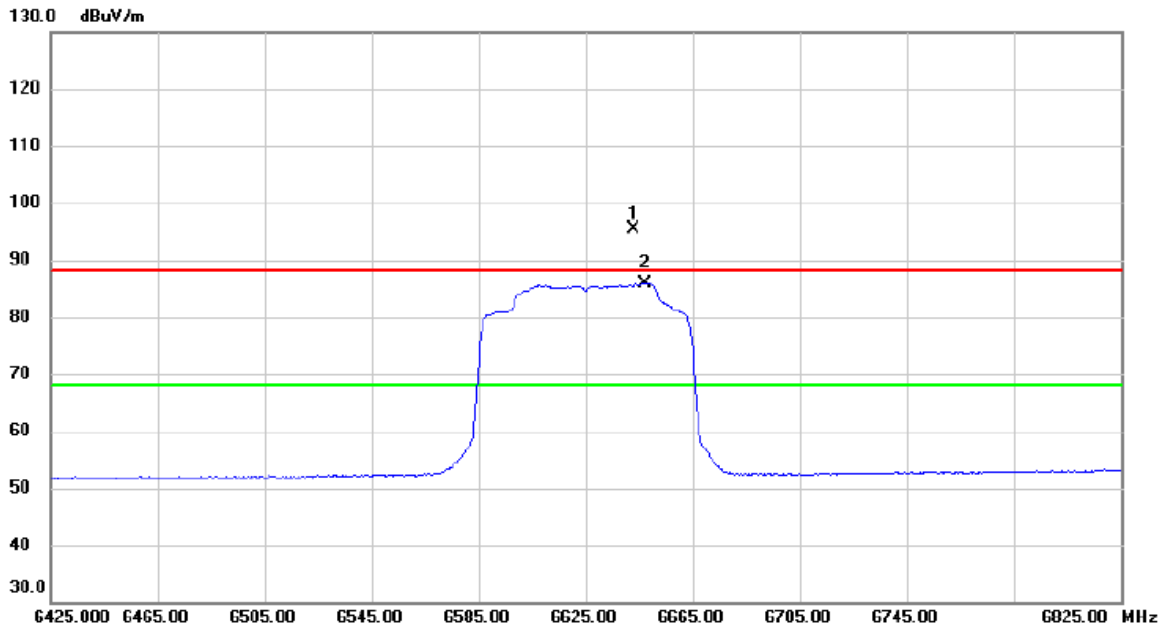


No. Mk.	Freq. MHz	Reading Level dBuV	Correct Factor dB	Measurement dBuV/m	Limit dBuV/m	Margin dB	Detector	Comment
1	13249.10	38.17	17.05	55.22	88.20	-32.98	peak	
2 *	13253.61	26.35	17.07	43.42	54.00	-10.58	AVG	

REMARKS:

- (1) Measurement Value = Reading Level + Correct Factor.
- (2) Margin Level = Measurement Value - Limit Value.

Test Mode	UNII-7_TX AX(HE80) Mode 6625 MHz	Polarization	Horizontal
-----------	----------------------------------	--------------	------------

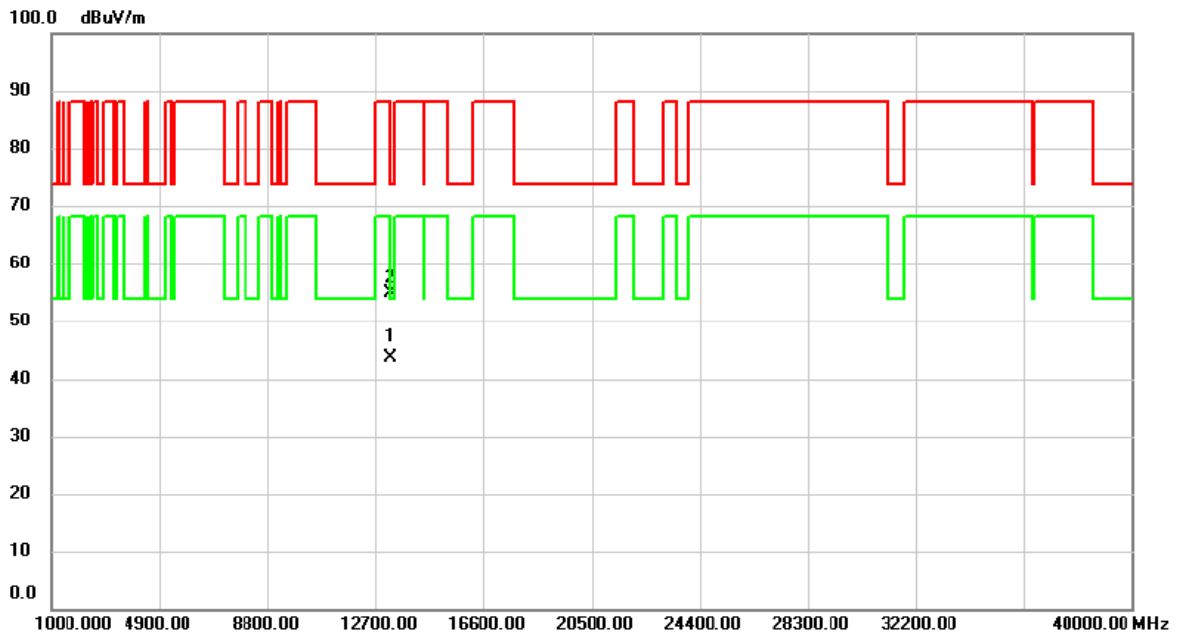


No.	Mk.	Freq. MHz	Reading Level dBuV	Correct Factor dB	Measure- ment dBuV/m	Limit dBuV/m	Margin dB	Detector	Comment
1	X	6643.000	76.86	18.57	95.43	88.20	7.23	peak	No Limit
2	*	6647.000	67.25	18.60	85.85	68.20	17.65	AVG	No Limit

REMARKS:

- (1) Measurement Value = Reading Level + Correct Factor.
- (2) Margin Level = Measurement Value - Limit Value.

Test Mode	UNII-7_TX AX(HE80) Mode 6625 MHz	Polarization	Horizontal
-----------	----------------------------------	--------------	------------

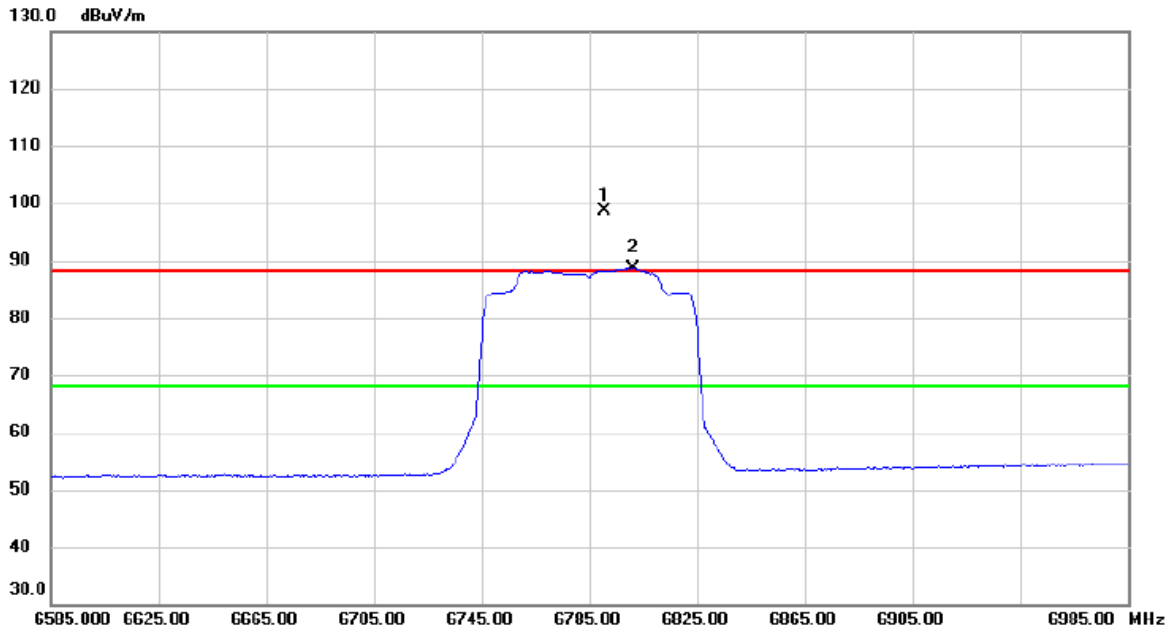


No.	Mk.	Freq. MHz	Reading Level dBuV	Correct Factor dB	Measure- ment dBuV/m	Limit dBuV/m	Margin dB	Detector	Comment
1		13245.85	26.48	17.05	43.53	68.20	-24.67	AVG	
2	*	13252.14	37.81	17.07	54.88	74.00	-19.12	peak	

REMARKS:

- (1) Measurement Value = Reading Level + Correct Factor.
- (2) Margin Level = Measurement Value - Limit Value.

Test Mode	UNII-7_TX AX(HE80) Mode 6785 MHz	Polarization	Vertical
-----------	----------------------------------	--------------	----------

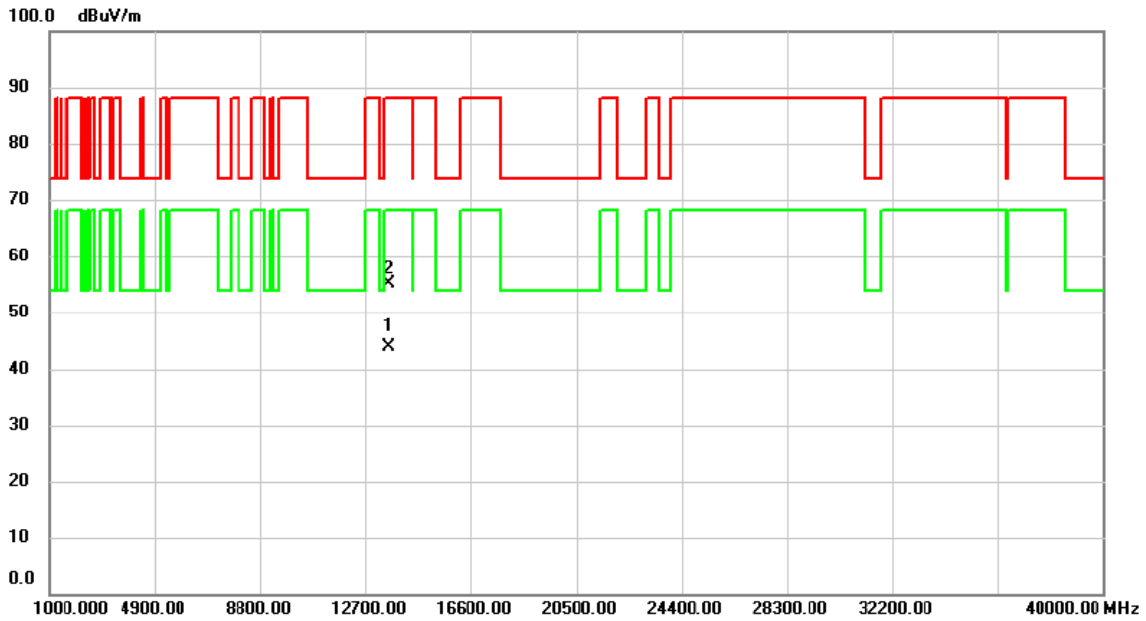


No.	Mk.	Freq. MHz	Reading Level dBuV	Correct Factor dB	Measure- ment dBuV/m	Limit dBuV/m	Margin dB	Detector	Comment
1	X	6790.600	79.26	19.29	98.55	88.20	10.35	peak	No Limit
2	*	6801.400	69.21	19.35	88.56	68.20	20.36	AVG	No Limit

REMARKS:

- (1) Measurement Value = Reading Level + Correct Factor.
- (2) Margin Level = Measurement Value - Limit Value.

Test Mode	UNII-7_TX AX(HE80) Mode 6785 MHz	Polarization	Vertical
-----------	----------------------------------	--------------	----------

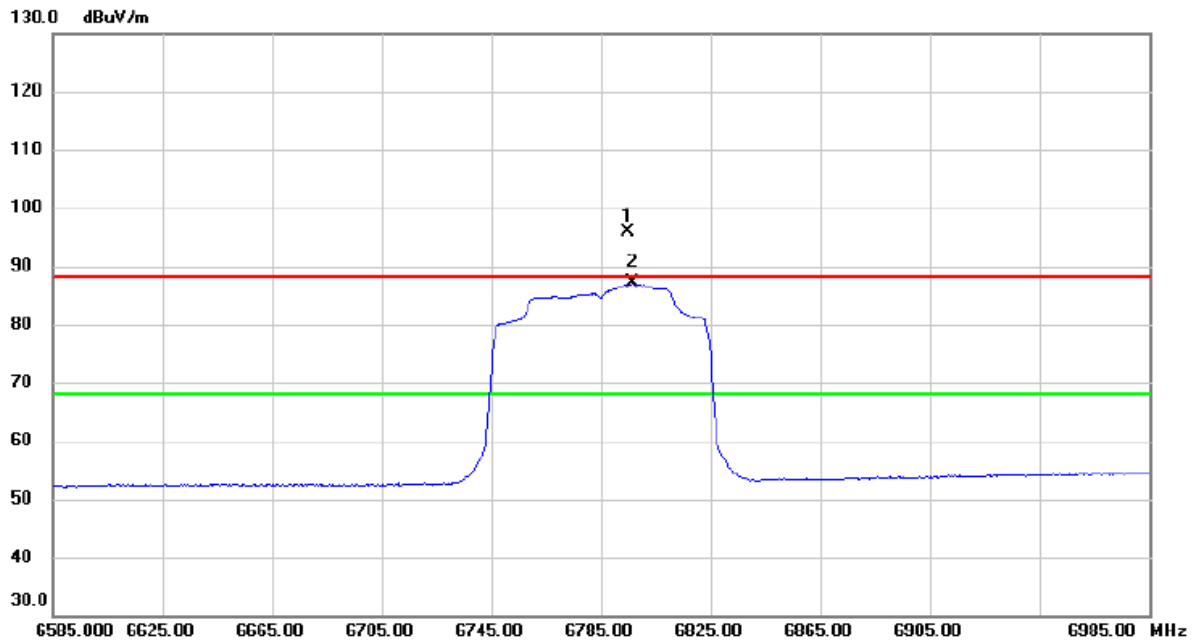


No.	Mk.	Freq. MHz	Reading Level dBuV	Correct Factor dB	Measure- ment dBuV/m	Limit dBuV/m	Margin dB	Detector	Comment
1	*	13572.88	26.28	17.65	43.93	68.20	-24.27	AVG	
2		13573.20	37.58	17.65	55.23	88.20	-32.97	peak	

REMARKS:

- (1) Measurement Value = Reading Level + Correct Factor.
- (2) Margin Level = Measurement Value - Limit Value.

Test Mode	UNII-7_TX AX(HE80) Mode 6785 MHz	Polarization	Horizontal
-----------	----------------------------------	--------------	------------

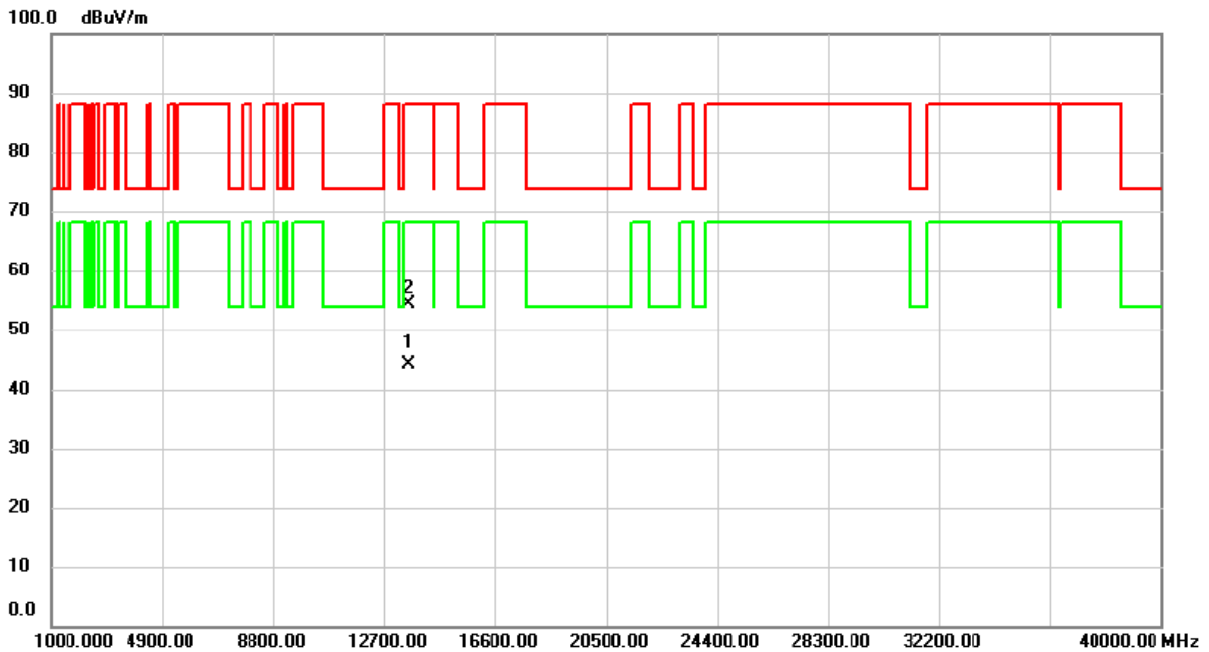


No.	Mk.	Freq. MHz	Reading Level dBuV	Correct Factor dB	Measure- ment dBuV/m	Limit dBuV/m	Margin dB	Detector	Comment
1	X	6795.000	76.50	19.31	95.81	88.20	7.61	peak	No Limit
2	*	6796.600	67.72	19.32	87.04	68.20	18.84	AVG	No Limit

REMARKS:

- (1) Measurement Value = Reading Level + Correct Factor.
- (2) Margin Level = Measurement Value - Limit Value.

Test Mode	UNII-7_TX AX(HE80) Mode 6785 MHz	Polarization	Horizontal
-----------	----------------------------------	--------------	------------

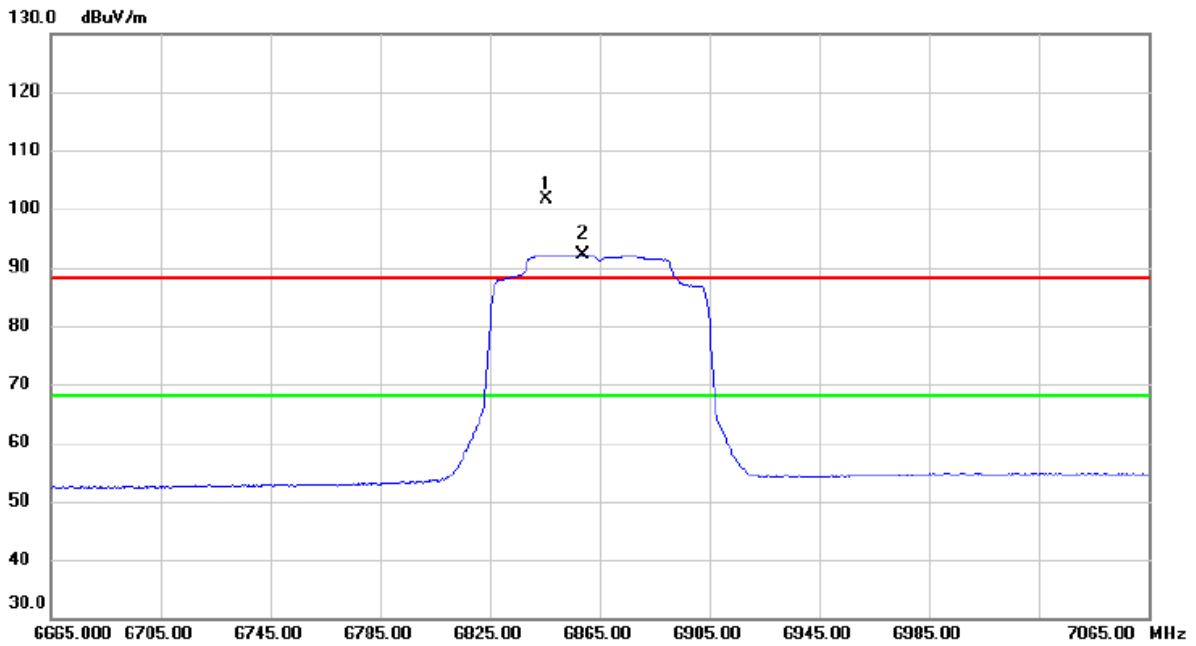


No.	Mk.	Freq. MHz	Reading Level dBuV	Correct Factor dB	Measure- ment dBuV/m	Limit dBuV/m	Margin dB	Detector	Comment
1	*	13567.26	26.48	17.64	44.12	68.20	-24.08	AVG	
2		13574.54	36.83	17.65	54.48	88.20	-33.72	peak	

REMARKS:

- (1) Measurement Value = Reading Level + Correct Factor.
- (2) Margin Level = Measurement Value - Limit Value.

Test Mode	UNII-7_TX AX(HE80) Mode 6865 MHz	Polarization	Vertical
-----------	----------------------------------	--------------	----------

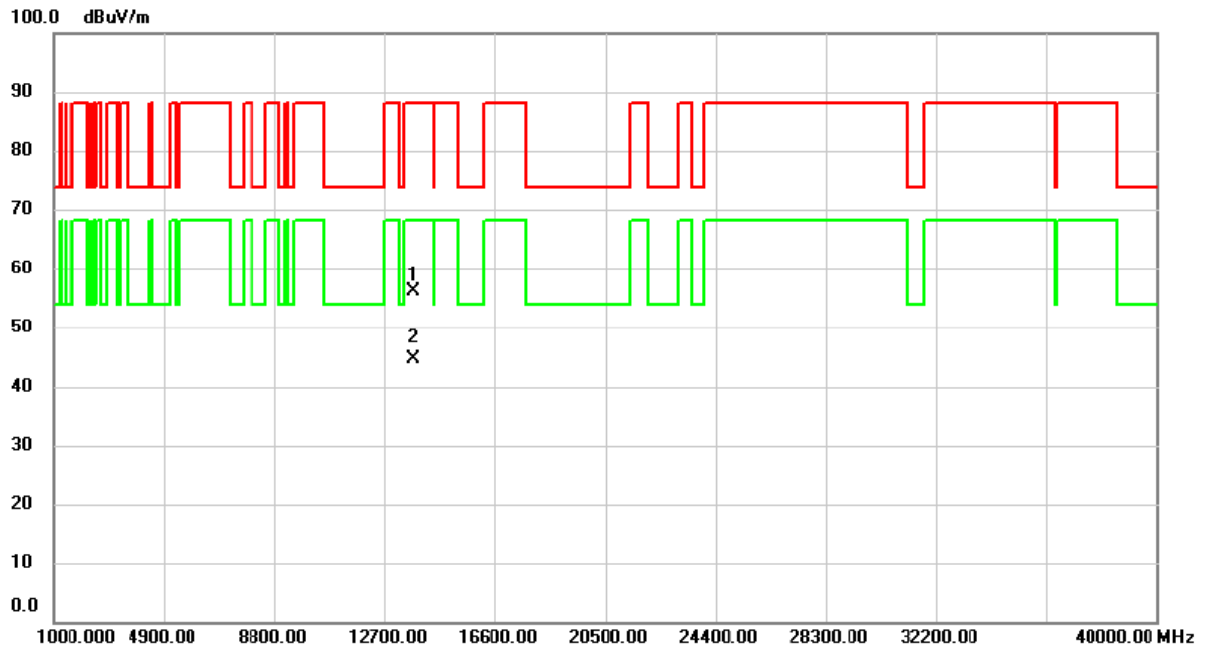


No.	Mk.	Freq. MHz	Reading Level dBuV	Correct Factor dB	Measure- ment dBuV/m	Limit dBuV/m	Margin dB	Detector	Comment
1	X	6845.400	82.00	19.54	101.54	88.20	13.34	peak	No Limit
2	*	6858.600	72.42	19.62	92.04	68.20	23.84	AVG	No Limit

REMARKS:

- (1) Measurement Value = Reading Level + Correct Factor.
- (2) Margin Level = Measurement Value - Limit Value.

Test Mode	UNII-7_TX AX(HE80) Mode 6865 MHz	Polarization	Vertical
-----------	----------------------------------	--------------	----------

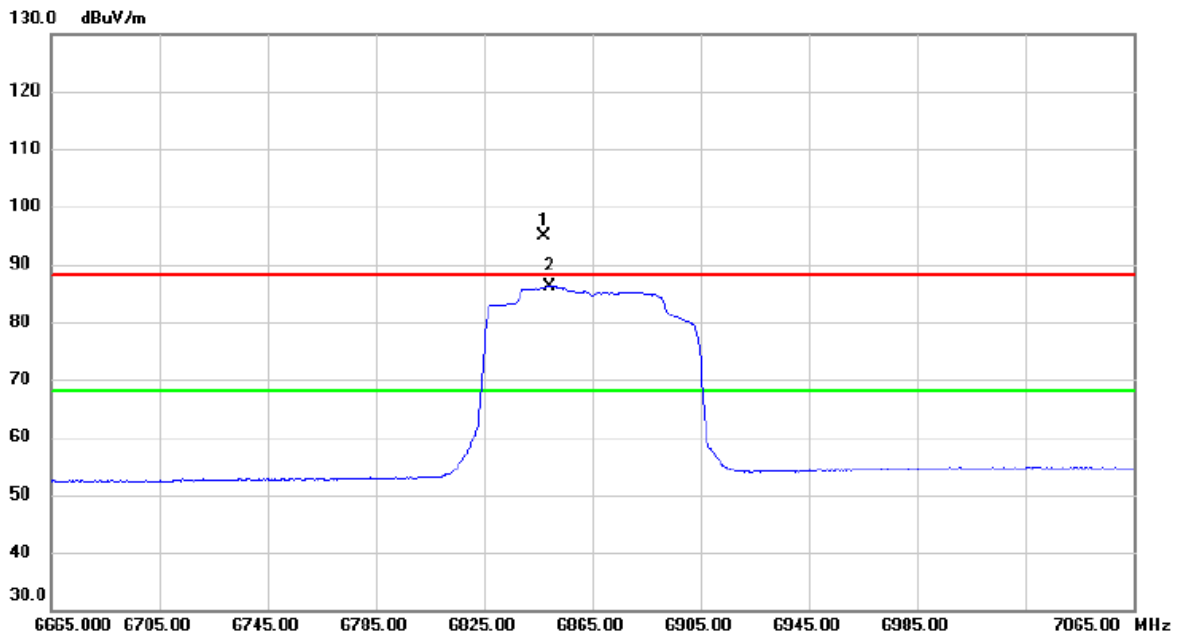


No.	Mk.	Freq. MHz	Reading Level dBuV	Correct Factor dB	Measure- ment dBuV/m	Limit dBuV/m	Margin dB	Detector	Comment
1		13729.64	38.25	17.98	56.23	88.20	-31.97	peak	
2	*	13731.91	26.55	17.99	44.54	68.20	-23.66	AVG	

REMARKS:

- (1) Measurement Value = Reading Level + Correct Factor.
- (2) Margin Level = Measurement Value - Limit Value.

Test Mode	UNII-7_TX AX(HE80) Mode 6865 MHz	Polarization	Horizontal
-----------	----------------------------------	--------------	------------

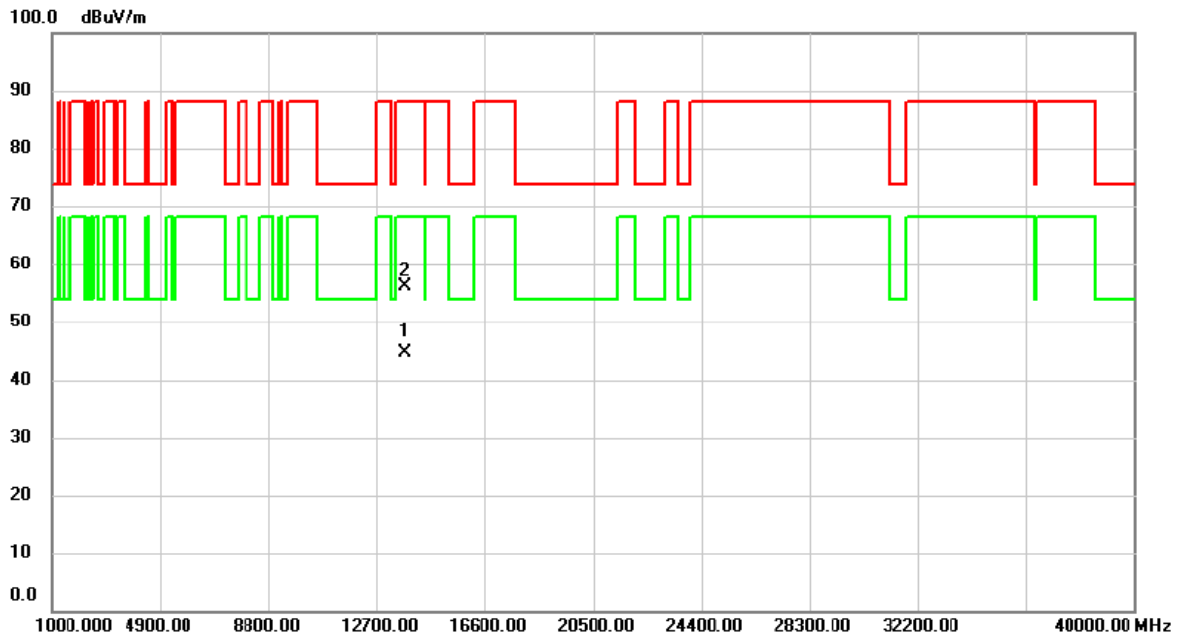


No.	Mk.	Freq. MHz	Reading Level dBuV	Correct Factor dB	Measure- ment dBuV/m	Limit dBuV/m	Margin dB	Detector	Comment
1	X	6847.000	75.29	19.55	94.84	88.20	6.64	peak	No Limit
2	*	6849.000	66.54	19.57	86.11	68.20	17.91	AVG	No Limit

REMARKS:

- (1) Measurement Value = Reading Level + Correct Factor.
- (2) Margin Level = Measurement Value - Limit Value.

Test Mode	UNII-7_TX AX(HE80) Mode 6865 MHz	Polarization	Horizontal
-----------	----------------------------------	--------------	------------

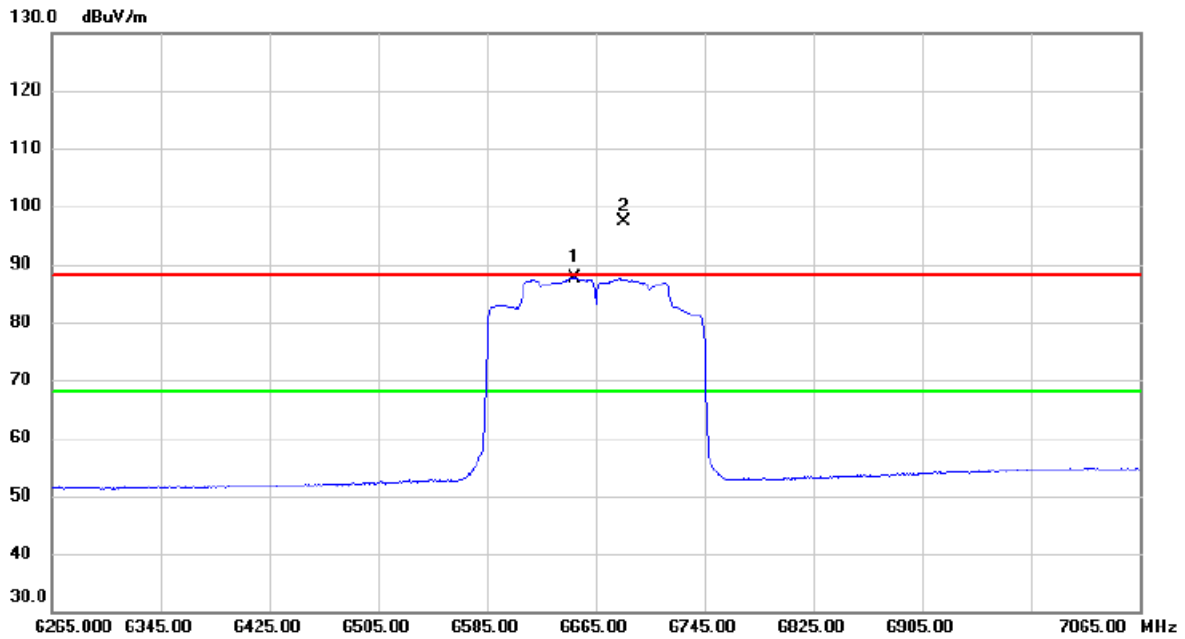


No.	Mk.	Freq. MHz	Reading Level dBuV	Correct Factor dB	Measure- ment dBuV/m	Limit dBuV/m	Margin dB	Detector	Comment
1	*	13730.44	26.65	17.98	44.63	68.20	-23.57	AVG	
2		13732.50	38.20	17.99	56.19	88.20	-32.01	peak	

REMARKS:

- (1) Measurement Value = Reading Level + Correct Factor.
- (2) Margin Level = Measurement Value - Limit Value.

Test Mode	UNII-7_TX AX(HE160) Mode 6665 MHz	Polarization	Vertical
-----------	-----------------------------------	--------------	----------



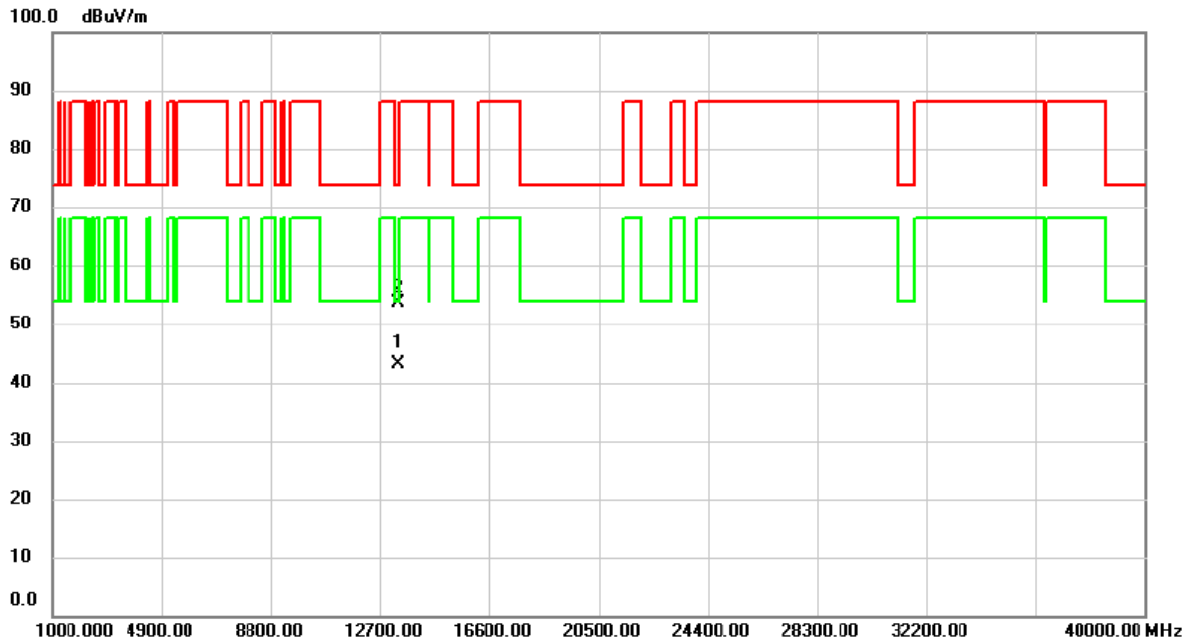
No.	Mk.	Freq. MHz	Reading Level dBuV	Correct Factor dB	Measure- ment dBuV/m	Limit dBuV/m	Margin dB	Detector	Comment
1	*	6649.800	69.14	18.61	87.75	68.20	19.55	AVG	No Limit
2	X	6685.800	78.71	18.79	97.50	88.20	9.30	peak	No Limit

REMARKS:

(1) Measurement Value = Reading Level + Correct Factor.

(2) Margin Level = Measurement Value - Limit Value.

Test Mode	UNII-7_TX AX(HE160) Mode 6665 MHz	Polarization	Vertical
-----------	-----------------------------------	--------------	----------

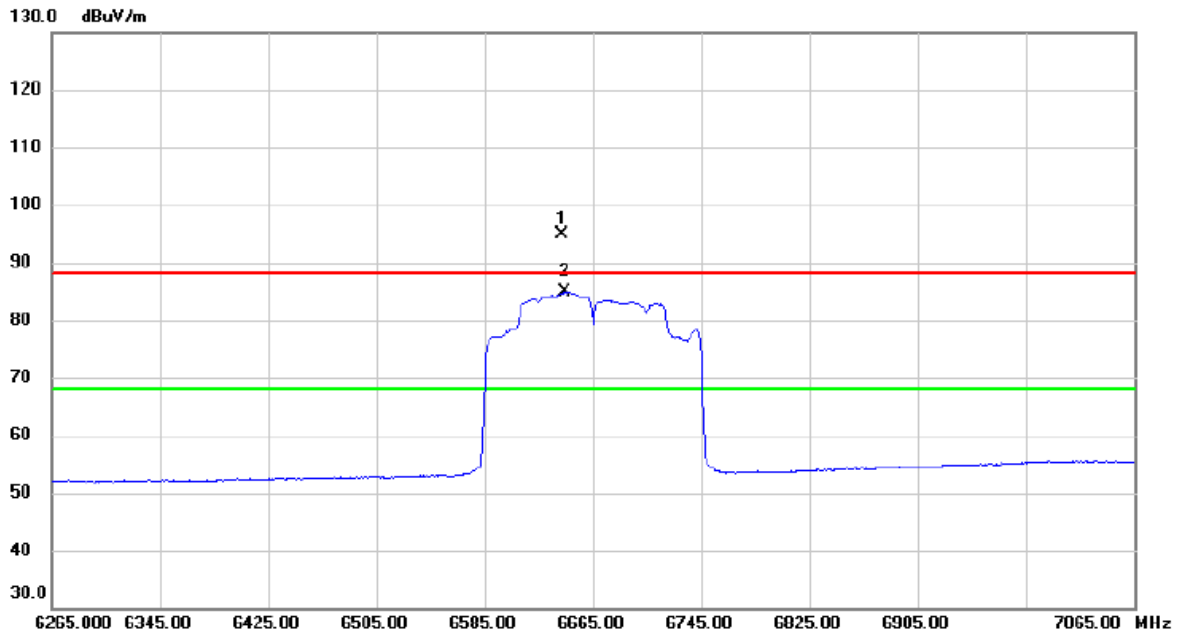


No.	Mk.	Freq. MHz	Reading Level dBuV	Correct Factor dB	Measure- ment dBuV/m	Limit dBuV/m	Margin dB	Detector	Comment
1	*	13333.51	26.05	17.20	43.25	54.00	-10.75	AVG	
2		13335.00	36.54	17.20	53.74	74.00	-20.26	peak	

REMARKS:

- (1) Measurement Value = Reading Level + Correct Factor.
- (2) Margin Level = Measurement Value - Limit Value.

Test Mode	UNII-7_TX AX(HE160) Mode 6665 MHz	Polarization	Horizontal
-----------	-----------------------------------	--------------	------------

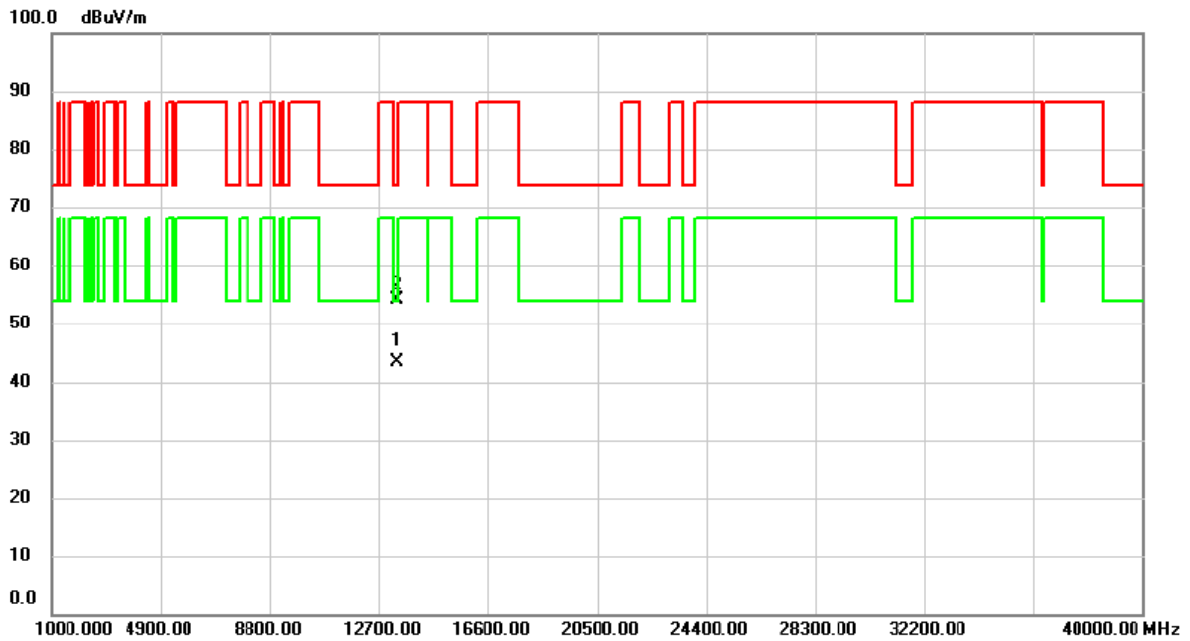


No.	Mk.	Freq. MHz	Reading Level dBuV	Correct Factor dB	Measure- ment dBuV/m	Limit dBuV/m	Margin dB	Detector	Comment
1	X	6642.200	76.25	18.57	94.82	88.20	6.62	peak	No Limit
2	*	6644.200	66.23	18.59	84.82	68.20	16.62	AVG	No Limit

REMARKS:

- (1) Measurement Value = Reading Level + Correct Factor.
- (2) Margin Level = Measurement Value - Limit Value.

Test Mode	UNII-7_TX AX(HE160) Mode 6665 MHz	Polarization	Horizontal
-----------	-----------------------------------	--------------	------------

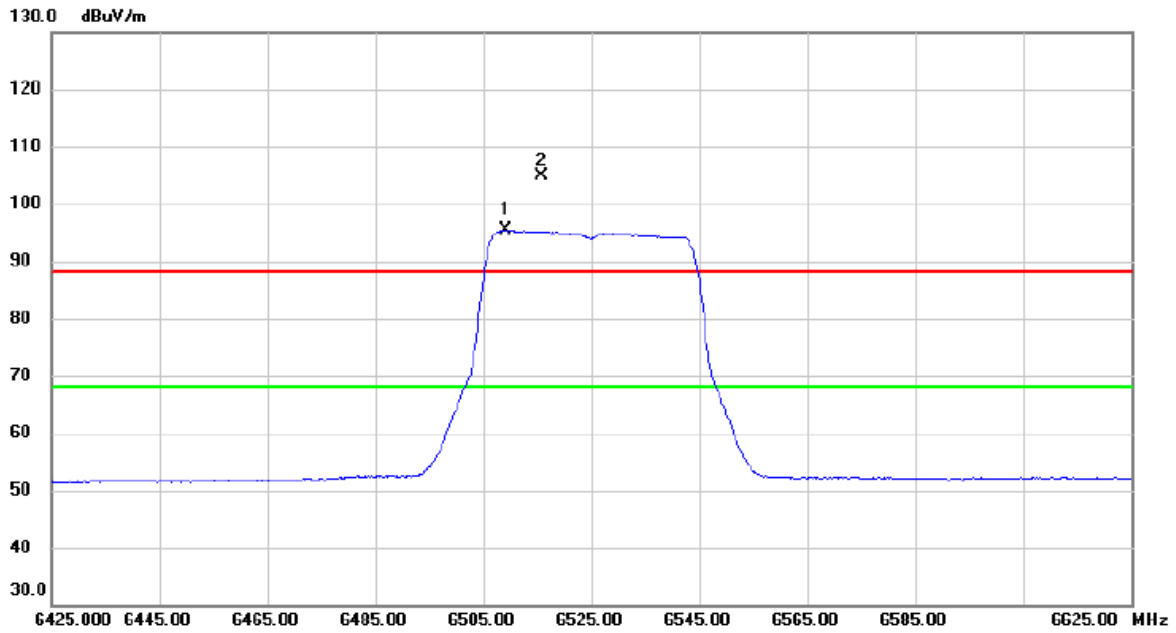


No.	Mk.	Freq. MHz	Reading Level dBuV	Correct Factor dB	Measure- ment dBuV/m	Limit dBuV/m	Margin dB	Detector	Comment
1	*	13328.67	26.07	17.19	43.26	54.00	-10.74	AVG	
2		13331.59	36.94	17.20	54.14	74.00	-19.86	peak	

REMARKS:

- (1) Measurement Value = Reading Level + Correct Factor.
- (2) Margin Level = Measurement Value - Limit Value.

Test Mode	UNII-6+UNII-7_TX AX(HE40) Mode 6525 MHz	Polarization	Vertical
-----------	---	--------------	----------

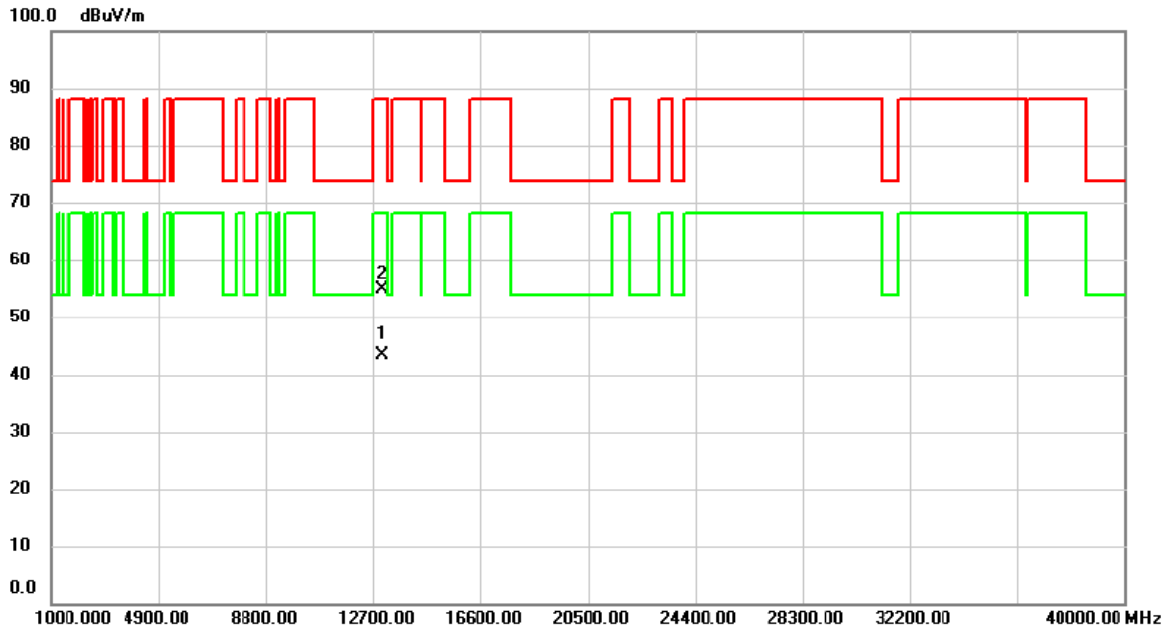


No.	Mk.	Freq. MHz	Reading Level dBuV	Correct Factor dB	Measure- ment dBuV/m	Limit dBuV/m	Margin dB	Detector	Comment
1	*	6509.000	77.39	17.94	95.33	68.20	27.13	AVG	No Limit
2	X	6515.800	87.00	17.98	104.98	88.20	16.78	peak	No Limit

REMARKS:

- (1) Measurement Value = Reading Level + Correct Factor.
- (2) Margin Level = Measurement Value - Limit Value.

Test Mode	UNII-6+UNII-7_TX AX(HE40) Mode 6525 MHz	Polarization	Vertical
-----------	---	--------------	----------

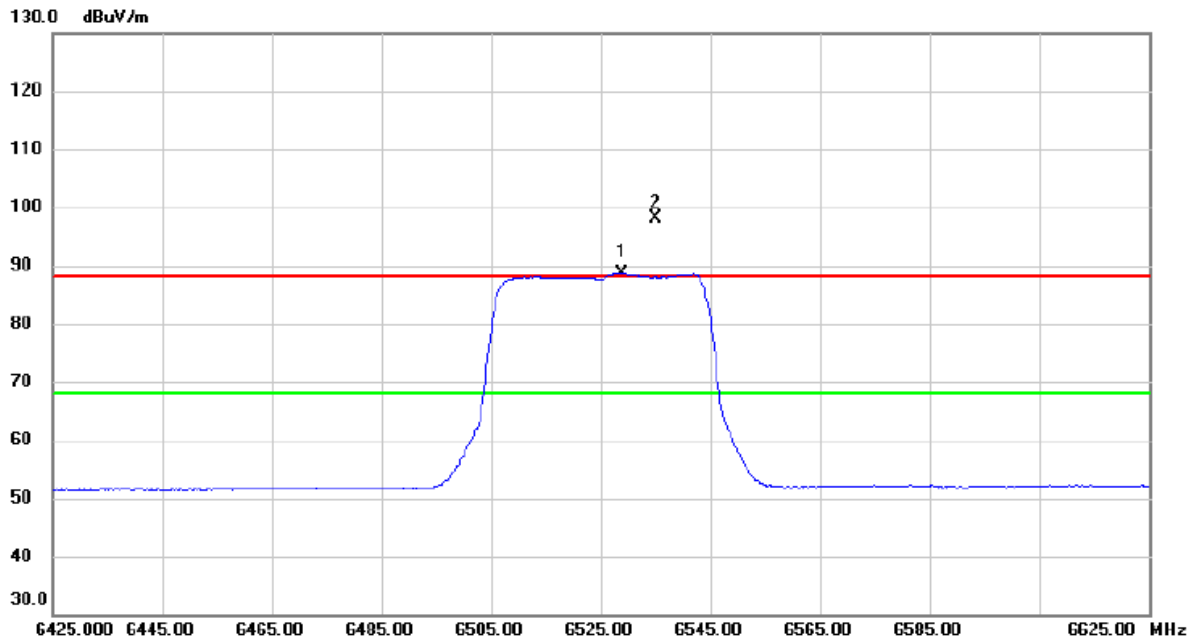


No.	Mk.	Freq. MHz	Reading Level dBuV	Correct Factor dB	Measure- ment dBuV/m	Limit dBuV/m	Margin dB	Detector	Comment
1	*	13047.49	26.64	16.71	43.35	68.20	-24.85	AVG	
2		13052.55	38.04	16.72	54.76	88.20	-33.44	peak	

REMARKS:

- (1) Measurement Value = Reading Level + Correct Factor.
- (2) Margin Level = Measurement Value - Limit Value.

Test Mode	UNII-6+UNII-7_TX AX(HE40) Mode 6525 MHz	Polarization	Horizontal
-----------	---	--------------	------------

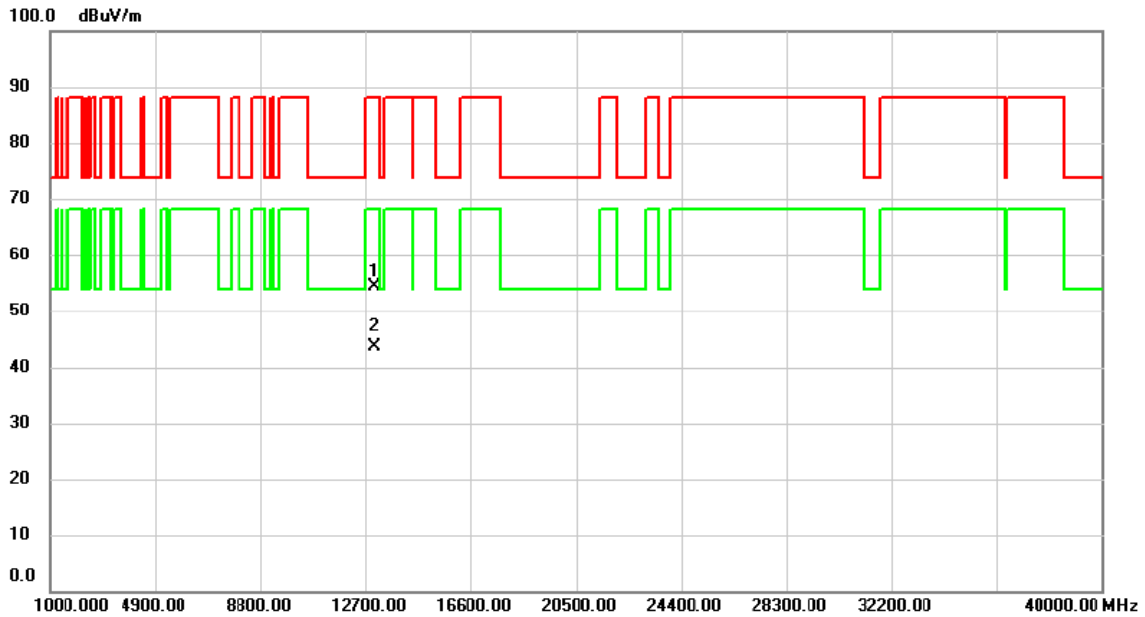


No.	Mk.	Freq. MHz	Reading Level dBuV	Correct Factor dB	Measure- ment dBuV/m	Limit dBuV/m	Margin dB	Detector	Comment
1	*	6528.800	70.62	18.03	88.65	68.20	20.45	AVG	No Limit
2	X	6535.000	79.99	18.07	98.06	88.20	9.86	peak	No Limit

REMARKS:

- (1) Measurement Value = Reading Level + Correct Factor.
- (2) Margin Level = Measurement Value - Limit Value.

Test Mode	UNII-6+UNII-7_TX AX(HE40) Mode 6525 MHz	Polarization	Horizontal
-----------	---	--------------	------------

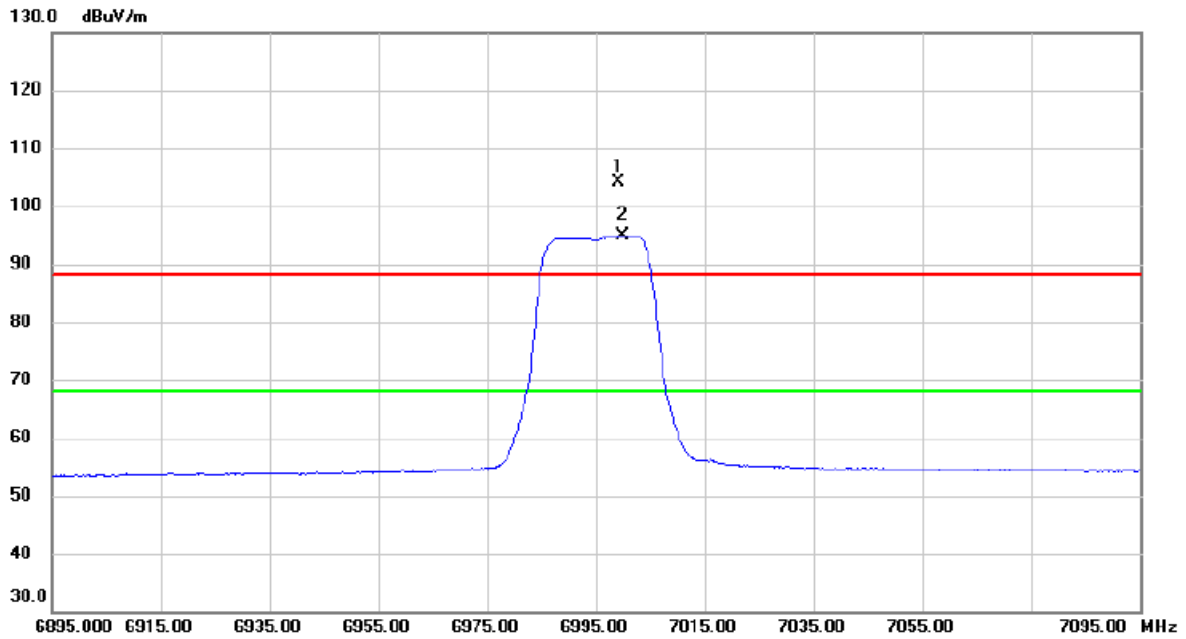


No.	Mk.	Freq. MHz	Reading Level dBuV	Correct Factor dB	Measure- ment dBuV/m	Limit dBuV/m	Margin dB	Detector	Comment
1		13047.49	37.55	16.71	54.26	88.20	-33.94	peak	
2	*	13047.59	26.82	16.71	43.53	68.20	-24.67	AVG	

REMARKS:

- (1) Measurement Value = Reading Level + Correct Factor.
- (2) Margin Level = Measurement Value - Limit Value.

Test Mode	UNII-8_TX AX(HE20) Mode 6995 MHz	Polarization	Vertical
-----------	----------------------------------	--------------	----------

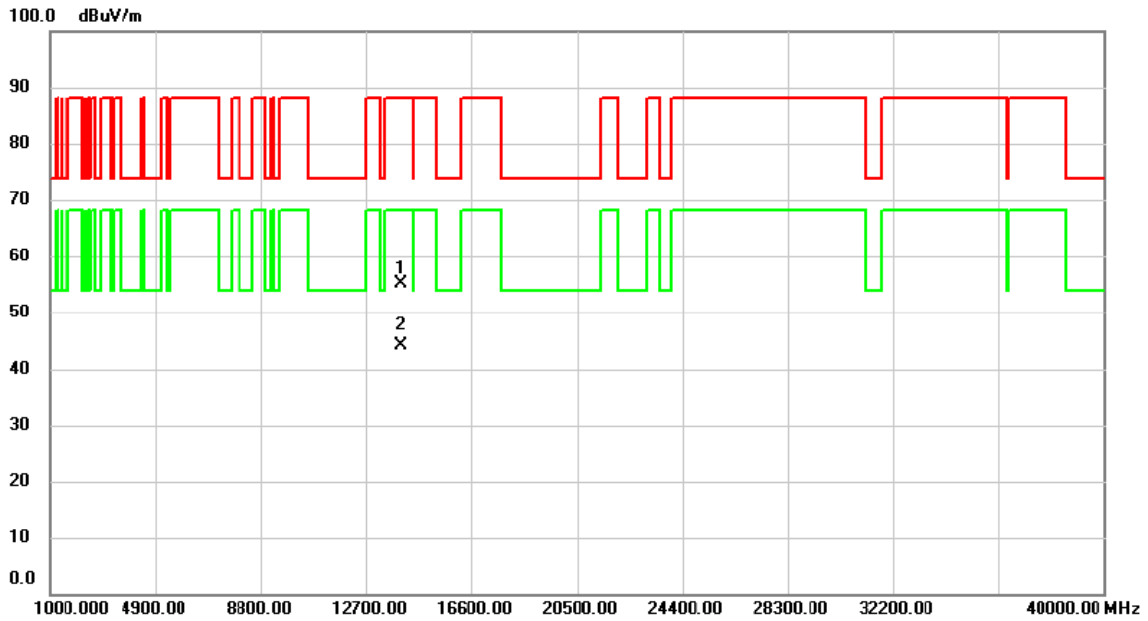


No.	Mk.	Freq. MHz	Reading Level dBuV	Correct Factor dB	Measure- ment dBuV/m	Limit dBuV/m	Margin dB	Detector	Comment
1	X	6999.000	83.83	20.29	104.12	88.20	15.92	peak	No Limit
2	*	7000.000	74.61	20.29	94.90	68.20	26.70	AVG	No Limit

REMARKS:

- (1) Measurement Value = Reading Level + Correct Factor.
- (2) Margin Level = Measurement Value - Limit Value.

Test Mode	UNII-8_TX AX(HE20) Mode 6995 MHz	Polarization	Vertical
-----------	----------------------------------	--------------	----------

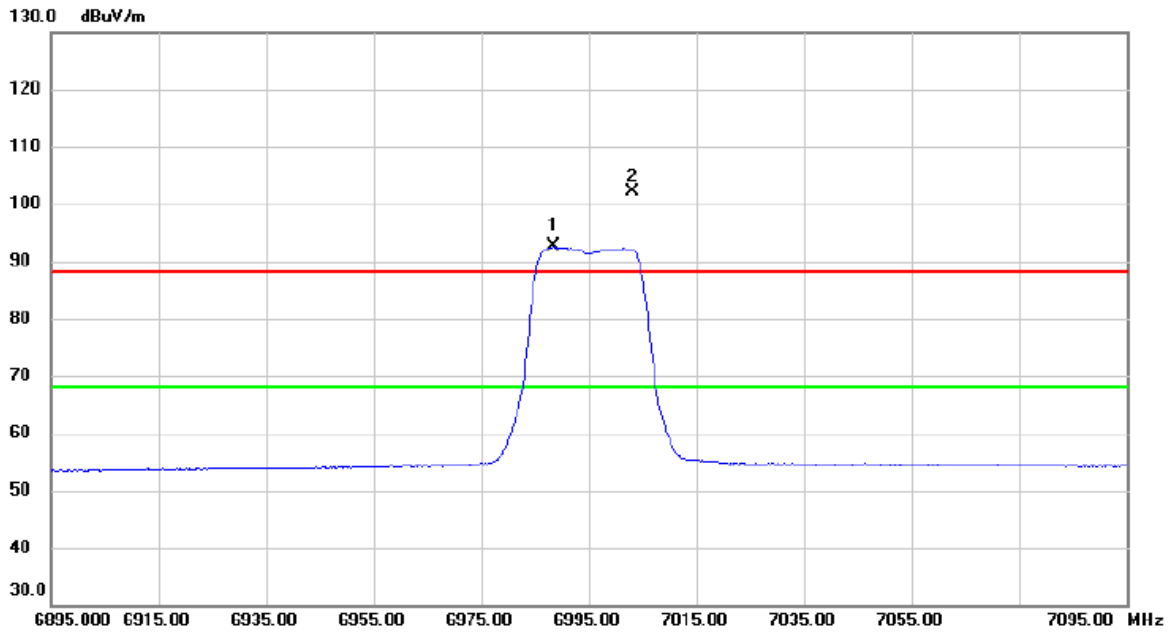


No.	Mk.	Freq. MHz	Reading Level dBuV	Correct Factor dB	Measure- ment dBuV/m	Limit dBuV/m	Margin dB	Detector	Comment
1		13989.60	36.68	18.55	55.23	88.20	-32.97	peak	
2	*	13989.99	25.46	18.55	44.01	68.20	-24.19	AVG	

REMARKS:

- (1) Measurement Value = Reading Level + Correct Factor.
- (2) Margin Level = Measurement Value - Limit Value.

Test Mode	UNII-8_TX AX(HE20) Mode 6995 MHz	Polarization	Horizontal
-----------	----------------------------------	--------------	------------

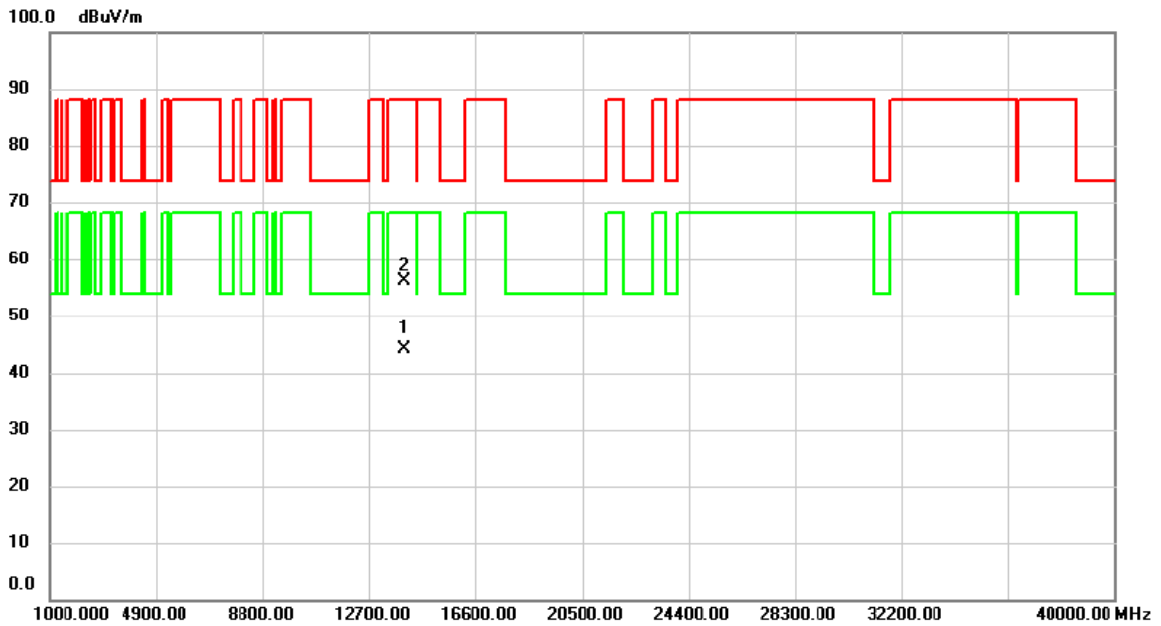


No.	Mk.	Freq. MHz	Reading Level dBuV	Correct Factor dB	Measure- ment dBuV/m	Limit dBuV/m	Margin dB	Detector	Comment
1	*	6988.400	72.30	20.24	92.54	68.20	24.34	AVG	No Limit
2	X	7003.000	81.76	20.29	102.05	88.20	13.85	peak	No Limit

REMARKS:

- (1) Measurement Value = Reading Level + Correct Factor.
- (2) Margin Level = Measurement Value - Limit Value.

Test Mode	UNII-8_TX AX(HE20) Mode 6995 MHz	Polarization	Horizontal
-----------	----------------------------------	--------------	------------

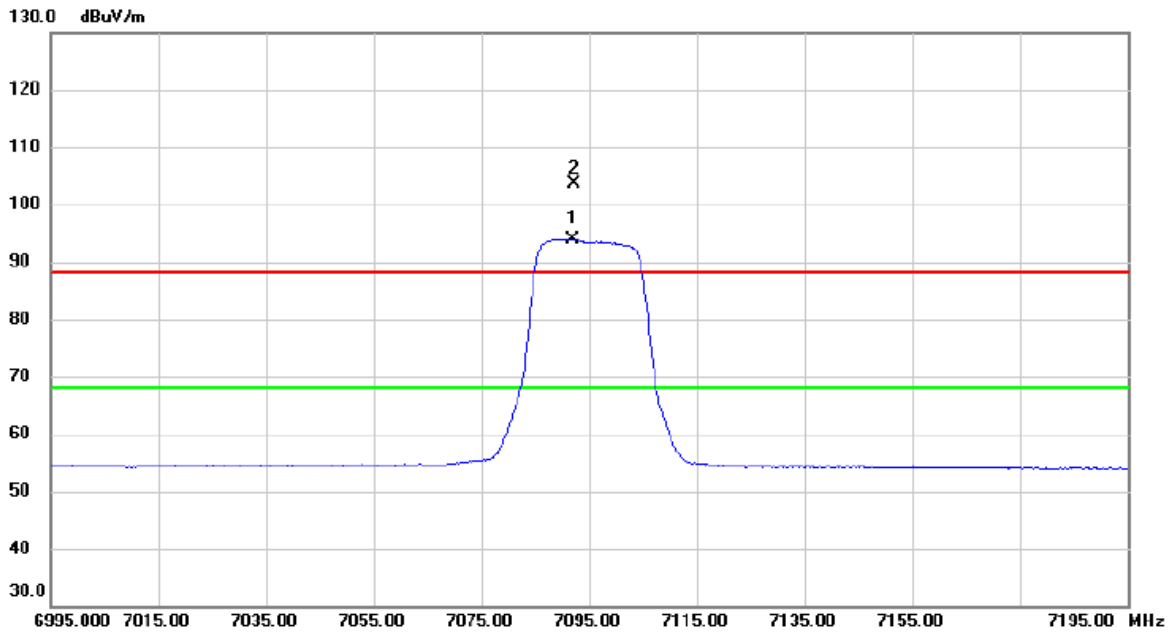


No.	Mk.	Freq. MHz	Reading Level dBuV	Correct Factor dB	Measure- ment dBuV/m	Limit dBuV/m	Margin dB	Detector	Comment
1	*	13990.82	25.50	18.55	44.05	68.20	-24.15	AVG	
2		13992.18	37.46	18.55	56.01	88.20	-32.19	peak	

REMARKS:

- (1) Measurement Value = Reading Level + Correct Factor.
- (2) Margin Level = Measurement Value - Limit Value.

Test Mode	UNII-8_TX AX(HE20) Mode 7095 MHz	Polarization	Vertical
-----------	----------------------------------	--------------	----------



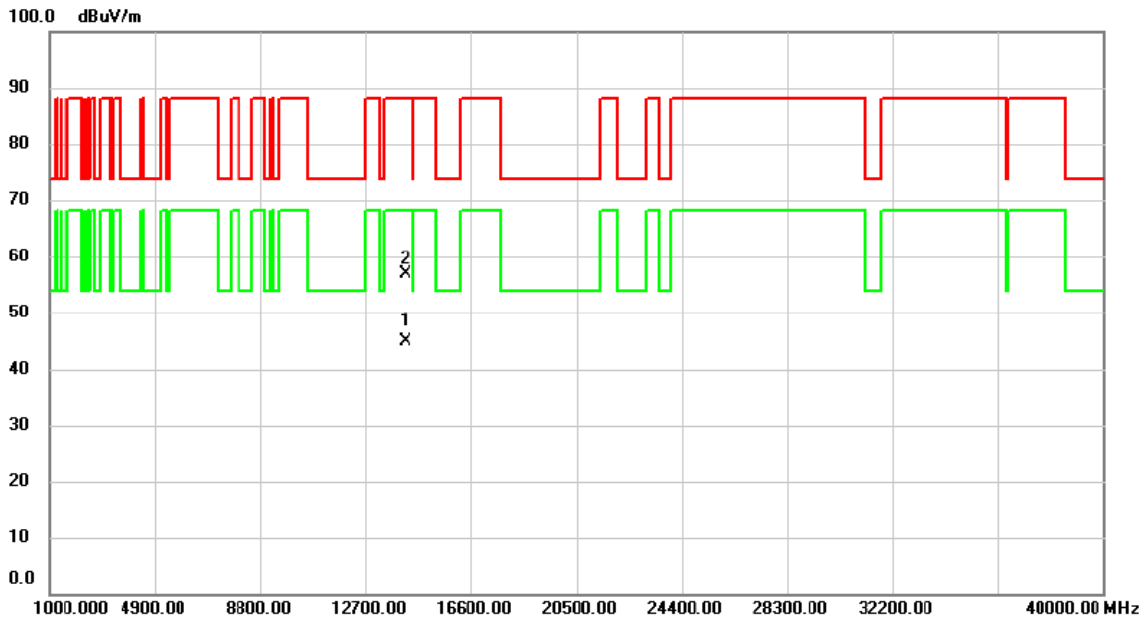
No.	Mk.	Freq. MHz	Reading Level dBuV	Correct Factor dB	Measure- ment dBuV/m	Limit dBuV/m	Margin dB	Detector	Comment
1	*	7092.000	73.47	20.41	93.88	68.20	25.68	AVG	No Limit
2	X	7092.200	83.15	20.41	103.56	88.20	15.36	peak	No Limit

REMARKS:

(1) Measurement Value = Reading Level + Correct Factor.

(2) Margin Level = Measurement Value - Limit Value.

Test Mode	UNII-8_TX AX(HE20) Mode 7095 MHz	Polarization	Vertical
-----------	----------------------------------	--------------	----------

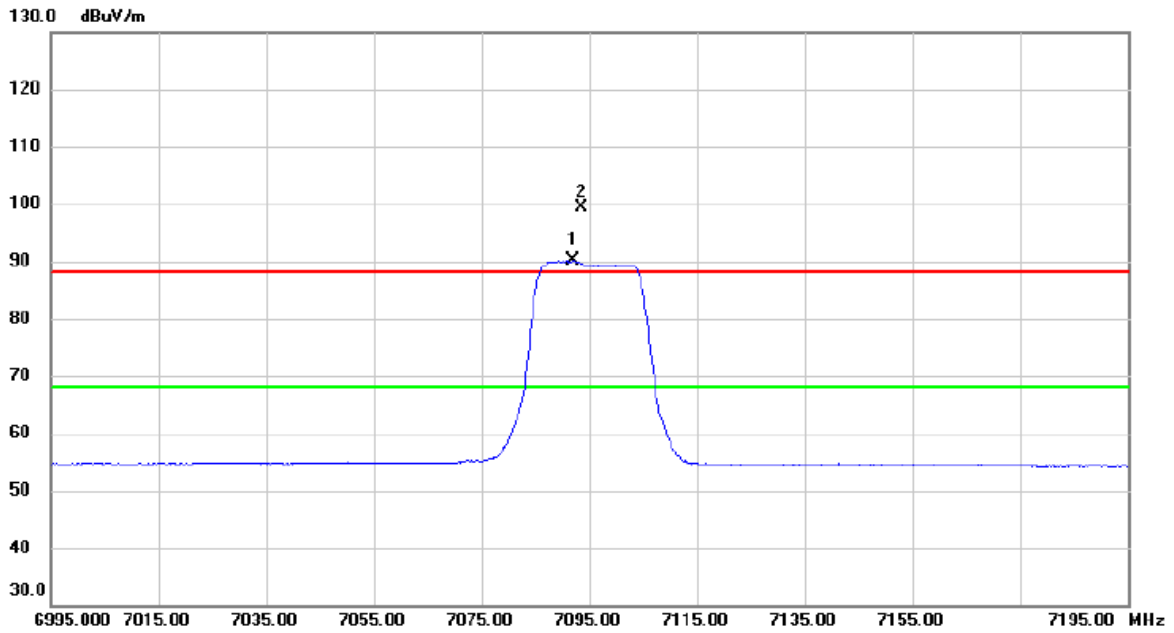


No.	Mk.	Freq. MHz	Reading Level dBuV	Correct Factor dB	Measure- ment dBuV/m	Limit dBuV/m	Margin dB	Detector	Comment
1	*	14189.38	25.82	18.96	44.78	68.20	-23.42	AVG	
2		14191.33	37.94	18.97	56.91	88.20	-31.29	peak	

REMARKS:

- (1) Measurement Value = Reading Level + Correct Factor.
- (2) Margin Level = Measurement Value - Limit Value.

Test Mode	UNII-8_TX AX(HE20) Mode 7095 MHz	Polarization	Horizontal
-----------	----------------------------------	--------------	------------

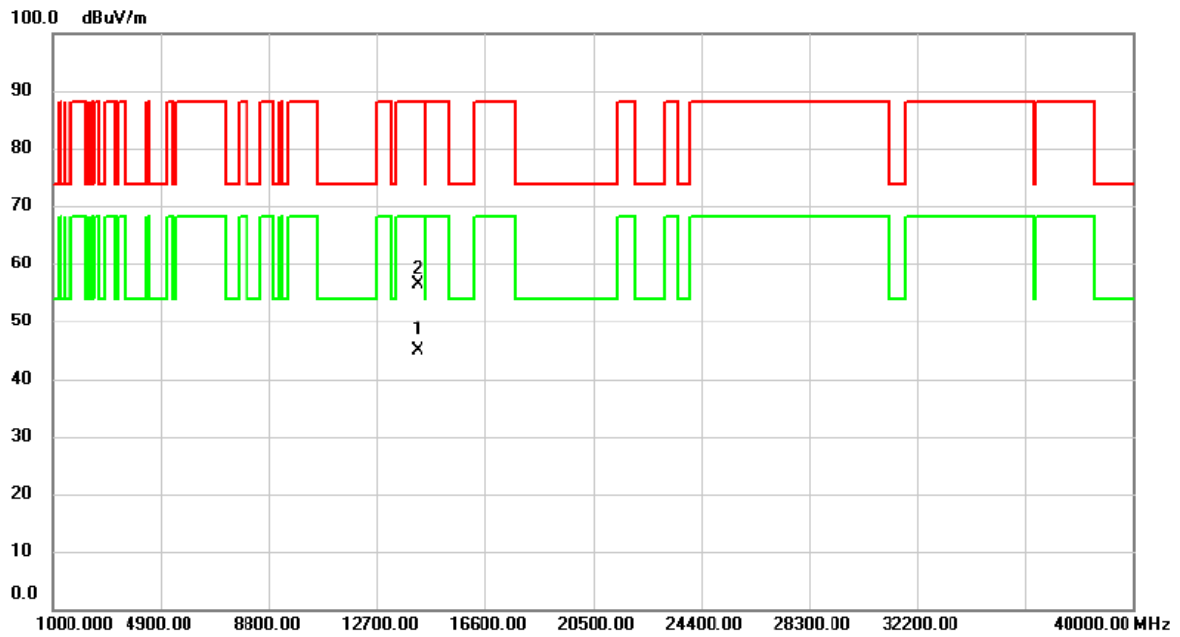


No.	Mk.	Freq.	Reading Level	Correct Factor	Measurement	Limit	Margin	Detector	Comment
		MHz	dBuV	dB	dBuV/m	dBuV/m	dB		
1	*	7092.000	69.67	20.41	90.08	68.20	21.88	AVG	No Limit
2	X	7093.600	78.98	20.41	99.39	88.20	11.19	peak	No Limit

REMARKS:

- (1) Measurement Value = Reading Level + Correct Factor.
- (2) Margin Level = Measurement Value - Limit Value.

Test Mode	UNII-8_TX AX(HE20) Mode 7095 MHz	Polarization	Horizontal
-----------	----------------------------------	--------------	------------

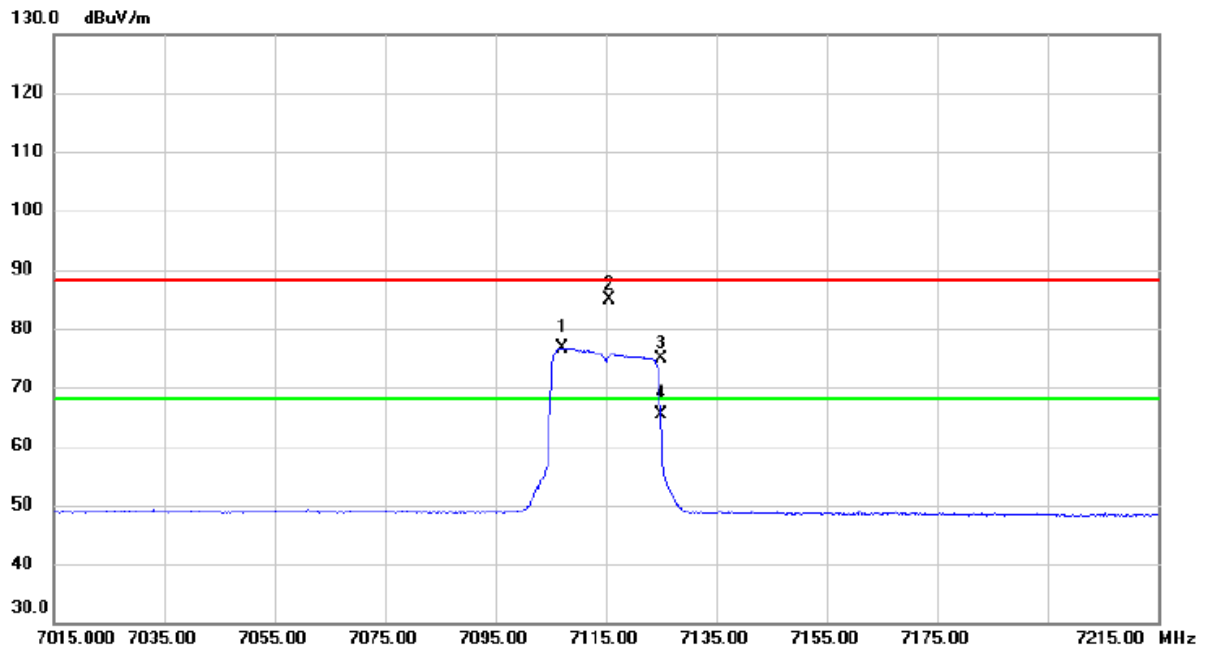


No.	Mk.	Freq. MHz	Reading Level dBuV	Correct Factor dB	Measure- ment dBuV/m	Limit dBuV/m	Margin dB	Detector	Comment
1	*	14190.79	25.88	18.97	44.85	68.20	-23.35	AVG	
2		14191.46	37.48	18.97	56.45	88.20	-31.75	peak	

REMARKS:

- (1) Measurement Value = Reading Level + Correct Factor.
- (2) Margin Level = Measurement Value - Limit Value.

Test Mode	UNII-8_TX AX(HE20) Mode 7115 MHz	Polarization	Vertical
-----------	----------------------------------	--------------	----------

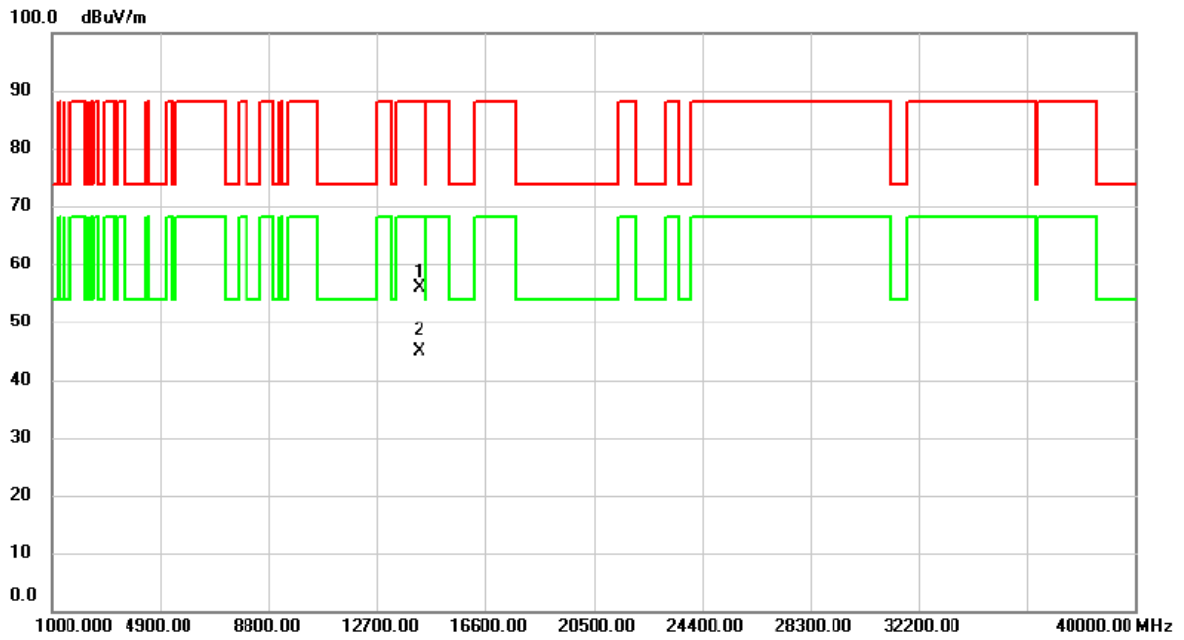


No.	Mk.	Freq. MHz	Reading Level dBuV	Correct Factor dB	Measure- ment dBuV/m	Limit dBuV/m	Margin dB	Detector	Comment
1	*	7107.000	56.23	20.43	76.66	68.20	8.46	AVG	No Limit
2		7115.600	64.42	20.44	84.86	88.20	-3.34	peak	No Limit
3		7125.000	54.32	20.46	74.78	88.20	-13.42	peak	
4		7125.000	44.81	20.46	65.27	68.20	-2.93	AVG	

REMARKS:

- (1) Measurement Value = Reading Level + Correct Factor.
- (2) Margin Level = Measurement Value - Limit Value.

Test Mode	UNII-8_TX AX(HE20) Mode 7115 MHz	Polarization	Vertical
-----------	----------------------------------	--------------	----------

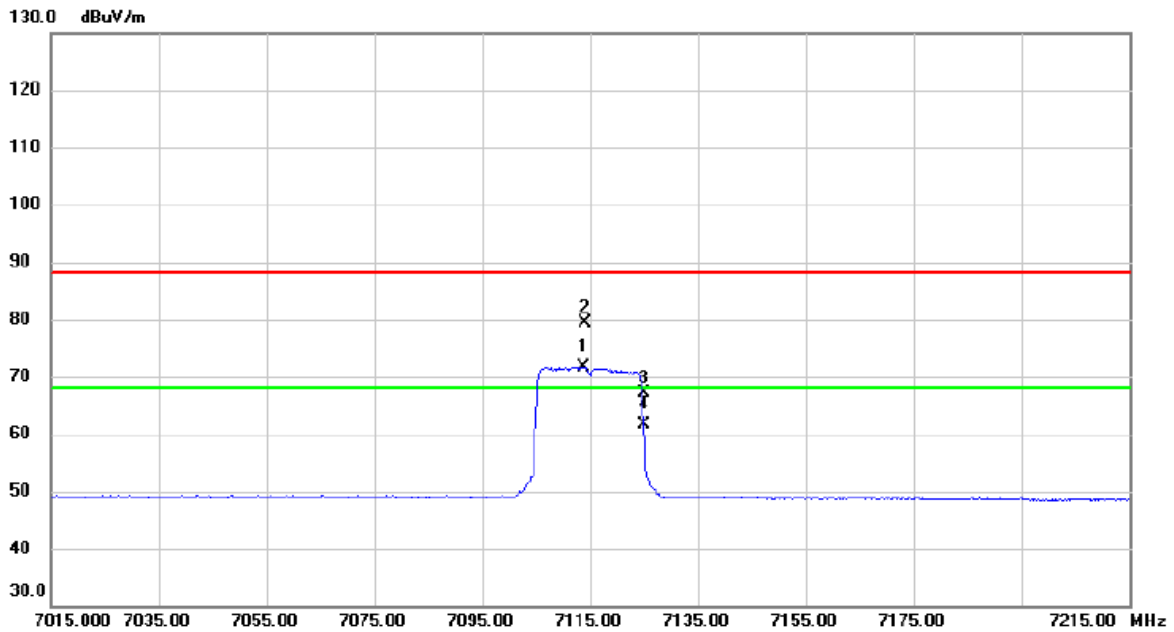


No.	Mk.	Freq. MHz	Reading Level dBuV	Correct Factor dB	Measure- ment dBuV/m	Limit dBuV/m	Margin dB	Detector	Comment
1		14228.67	36.90	19.05	55.95	88.20	-32.25	peak	
2	*	14230.66	25.81	19.05	44.86	68.20	-23.34	AVG	

REMARKS:

- (1) Measurement Value = Reading Level + Correct Factor.
- (2) Margin Level = Measurement Value - Limit Value.

Test Mode	UNII-8_TX AX(HE20) Mode 7115 MHz	Polarization	Horizontal
-----------	----------------------------------	--------------	------------

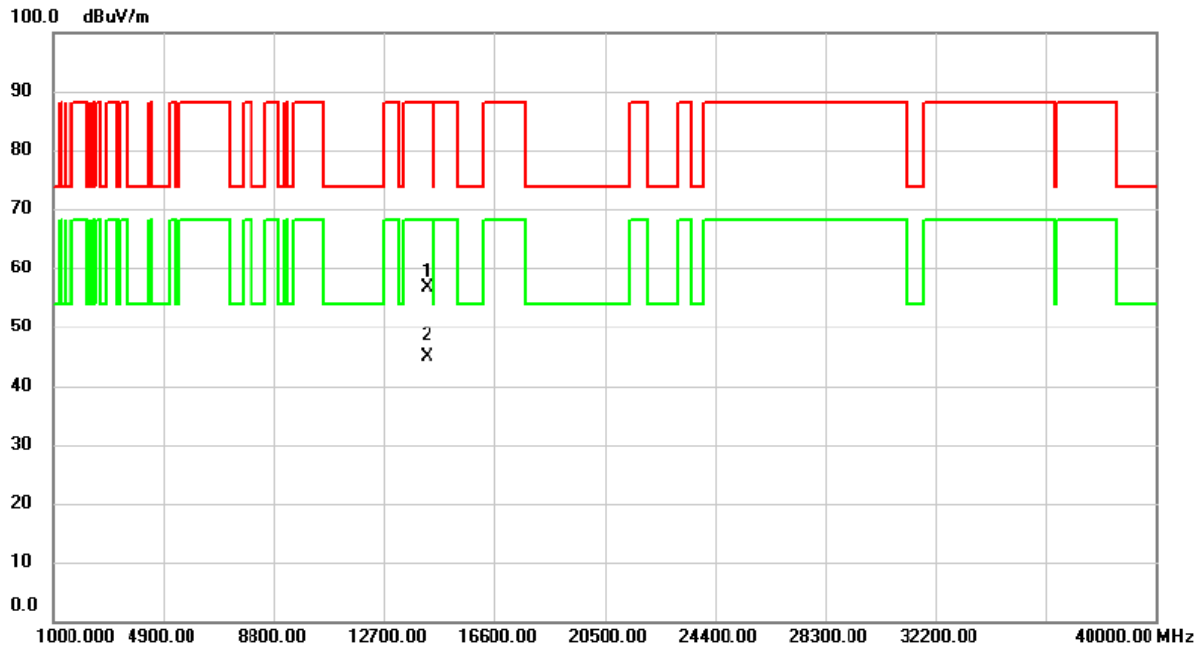


No. Mk.	Freq. MHz	Reading Level dBuV	Correct Factor dB	Measure- ment dBuV/m	Limit dBuV/m	Margin dB	Detector	Comment
1 *	7113.800	51.32	20.43	71.75	68.20	3.55	AVG	No Limit
2	7114.200	58.83	20.43	79.26	88.20	-8.94	peak	No Limit
3	7125.000	46.79	20.46	67.25	88.20	-20.95	peak	
4	7125.000	41.23	20.46	61.69	68.20	-6.51	AVG	

REMARKS:

- (1) Measurement Value = Reading Level + Correct Factor.
- (2) Margin Level = Measurement Value - Limit Value.

Test Mode	UNII-8_TX AX(HE20) Mode 7115 MHz	Polarization	Horizontal
-----------	----------------------------------	--------------	------------

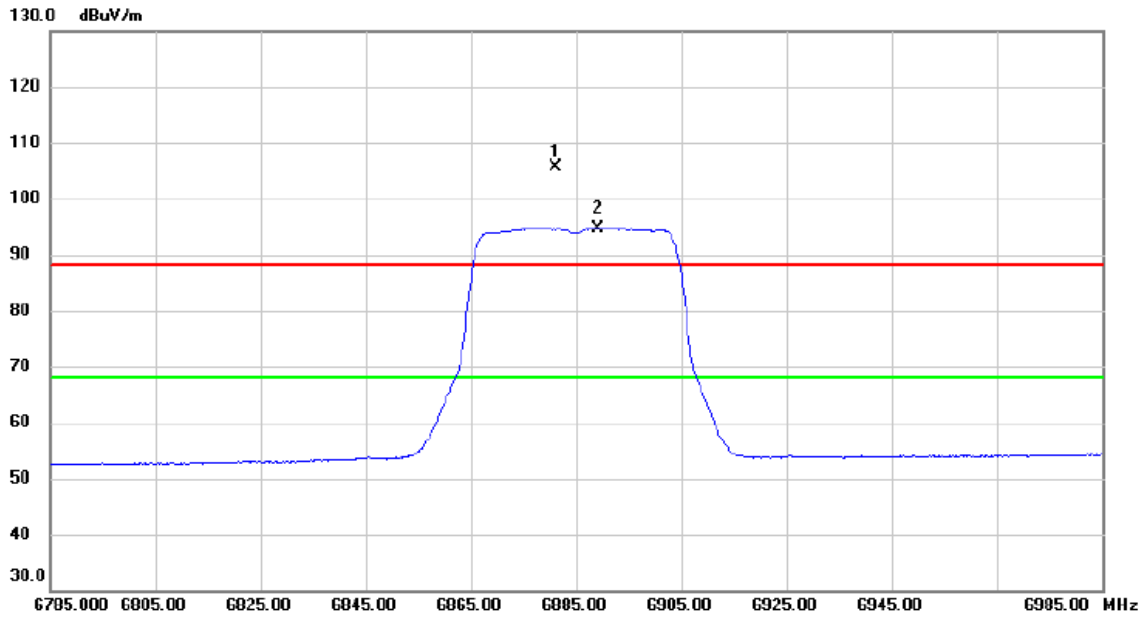


No.	Mk.	Freq. MHz	Reading Level dBuV	Correct Factor dB	Measure- ment dBuV/m	Limit dBuV/m	Margin dB	Detector	Comment
1		14228.33	37.64	19.05	56.69	88.20	-31.51	peak	
2	*	14228.49	25.87	19.05	44.92	68.20	-23.28	AVG	

REMARKS:

- (1) Measurement Value = Reading Level + Correct Factor.
- (2) Margin Level = Measurement Value - Limit Value.

Test Mode	UNII-8_TX AX(HE40) Mode 6885 MHz	Polarization	Vertical
-----------	----------------------------------	--------------	----------

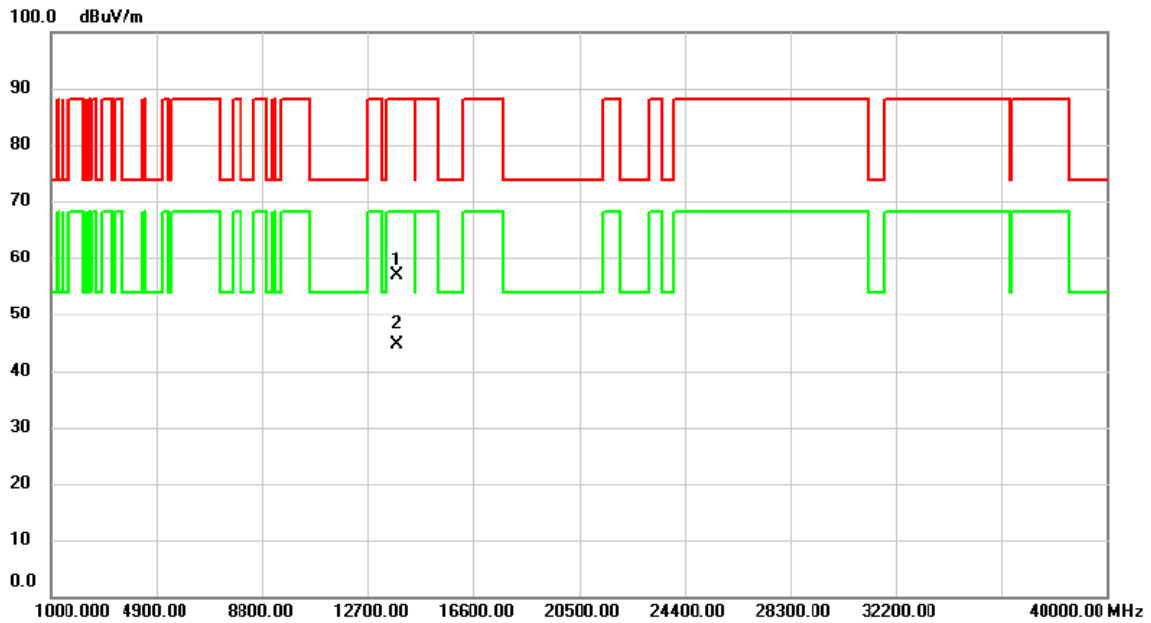


No.	Mk.	Freq. MHz	Reading Level dBuV	Correct Factor dB	Measure- ment dBuV/m	Limit dBuV/m	Margin dB	Detector	Comment
1	X	6881.200	85.98	19.72	105.70	88.20	17.50	peak	No Limit
2	*	6889.200	74.94	19.76	94.70	68.20	26.50	AVG	No Limit

REMARKS:

- (1) Measurement Value = Reading Level + Correct Factor.
- (2) Margin Level = Measurement Value - Limit Value.

Test Mode	UNII-8_TX AX(HE40) Mode 6885 MHz	Polarization	Vertical
-----------	----------------------------------	--------------	----------

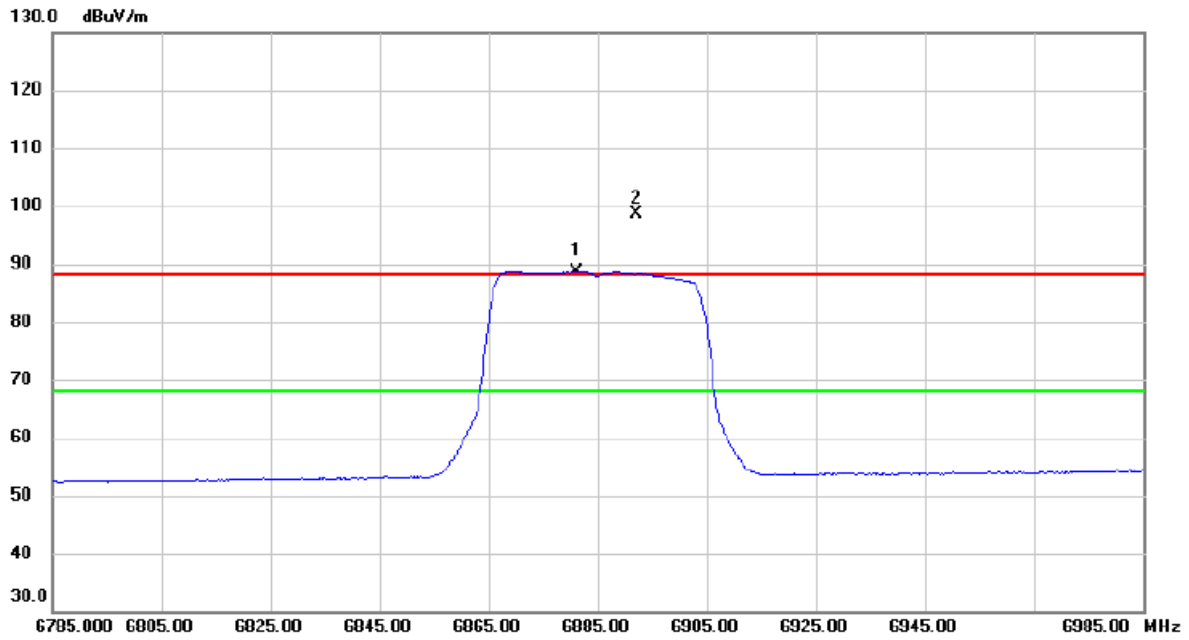


No.	Mk.	Freq. MHz	Reading Level dBuV	Correct Factor dB	Measure- ment dBuV/m	Limit dBuV/m	Margin dB	Detector	Comment
1		13770.60	38.78	18.08	56.86	88.20	-31.34	peak	
2	*	13770.89	26.60	18.08	44.68	68.20	-23.52	AVG	

REMARKS:

- (1) Measurement Value = Reading Level + Correct Factor.
- (2) Margin Level = Measurement Value - Limit Value.

Test Mode	UNII-8_TX AX(HE40) Mode 6885 MHz	Polarization	Horizontal
-----------	----------------------------------	--------------	------------

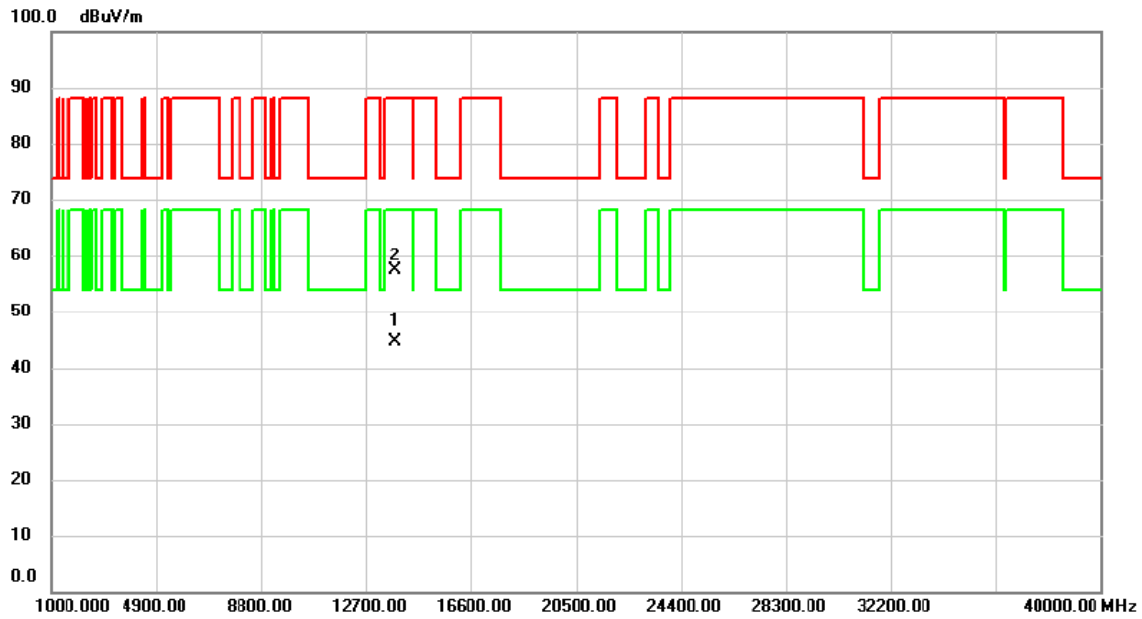


No.	Mk.	Freq.	Reading Level	Correct Factor	Measurement	Limit	Margin	Detector	Comment
		MHz	dBuV	dB	dBuV/m	dBuV/m	dB		
1	*	6881.200	68.97	19.72	88.69	68.20	20.49	AVG	No Limit
2	X	6892.000	78.91	19.77	98.68	88.20	10.48	peak	No Limit

REMARKS:

- (1) Measurement Value = Reading Level + Correct Factor.
- (2) Margin Level = Measurement Value - Limit Value.

Test Mode	UNII-8_TX AX(HE40) Mode 6885 MHz	Polarization	Horizontal
-----------	----------------------------------	--------------	------------

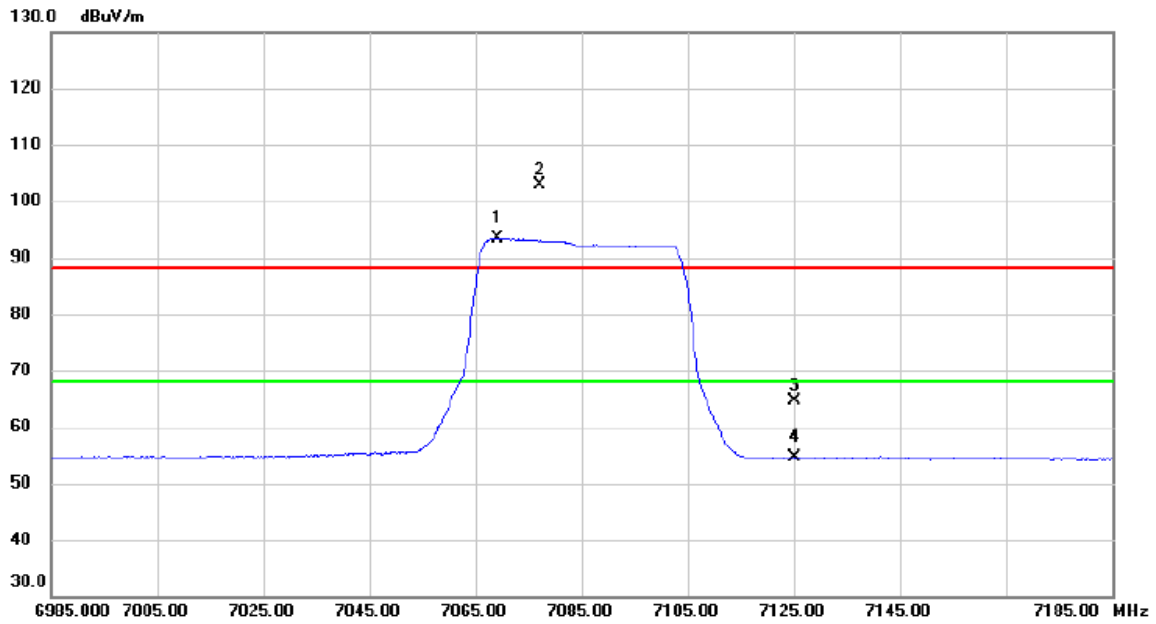


No.	Mk.	Freq. MHz	Reading Level dBuV	Correct Factor dB	Measure- ment dBuV/m	Limit dBuV/m	Margin dB	Detector	Comment
1	*	13769.77	26.61	18.08	44.69	68.20	-23.51	AVG	
2		13769.91	39.20	18.08	57.28	88.20	-30.92	peak	

REMARKS:

- (1) Measurement Value = Reading Level + Correct Factor.
- (2) Margin Level = Measurement Value - Limit Value.

Test Mode	UNII-8_TX AX(HE40) Mode 7085 MHz	Polarization	Vertical
-----------	----------------------------------	--------------	----------

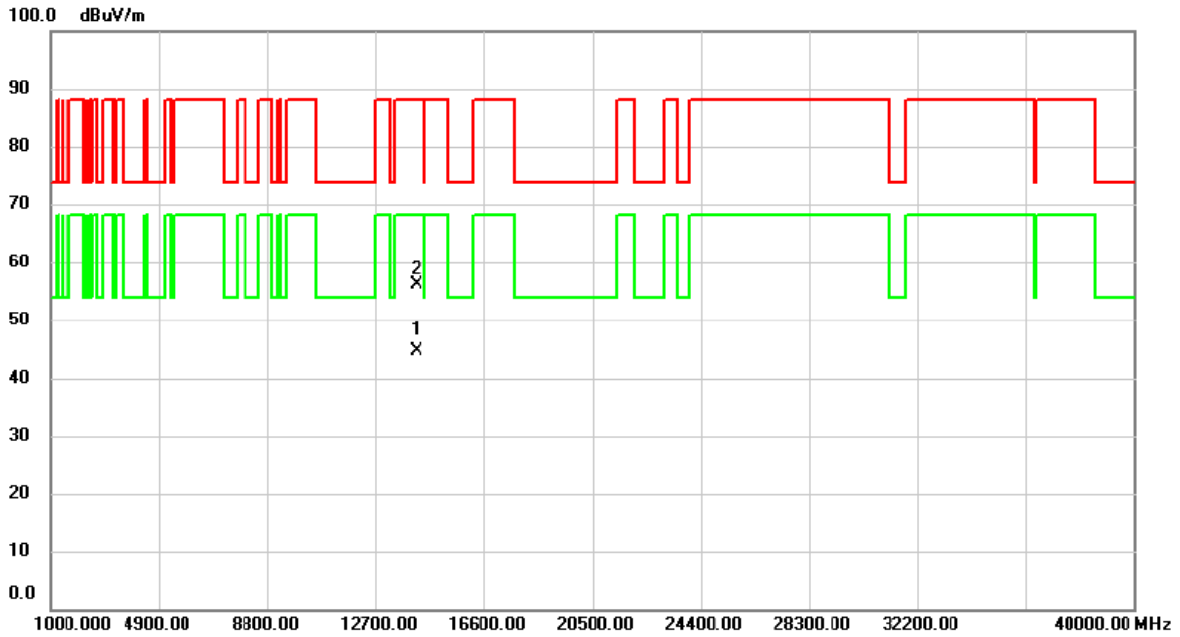


No.	Mk.	Freq. MHz	Reading Level dBuV	Correct Factor dB	Measure- ment dBuV/m	Limit dBuV/m	Margin dB	Detector	Comment
1	*	7069.200	73.11	20.38	93.49	68.20	25.29	AVG	No Limit
2	X	7077.000	82.40	20.40	102.80	88.20	14.60	peak	No Limit
3		7125.000	44.12	20.46	64.58	88.20	-23.62	peak	
4		7125.000	34.12	20.46	54.58	68.20	-13.62	AVG	

REMARKS:

- (1) Measurement Value = Reading Level + Correct Factor.
- (2) Margin Level = Measurement Value - Limit Value.

Test Mode	UNII-8_TX AX(HE40) Mode 7085 MHz	Polarization	Vertical
-----------	----------------------------------	--------------	----------

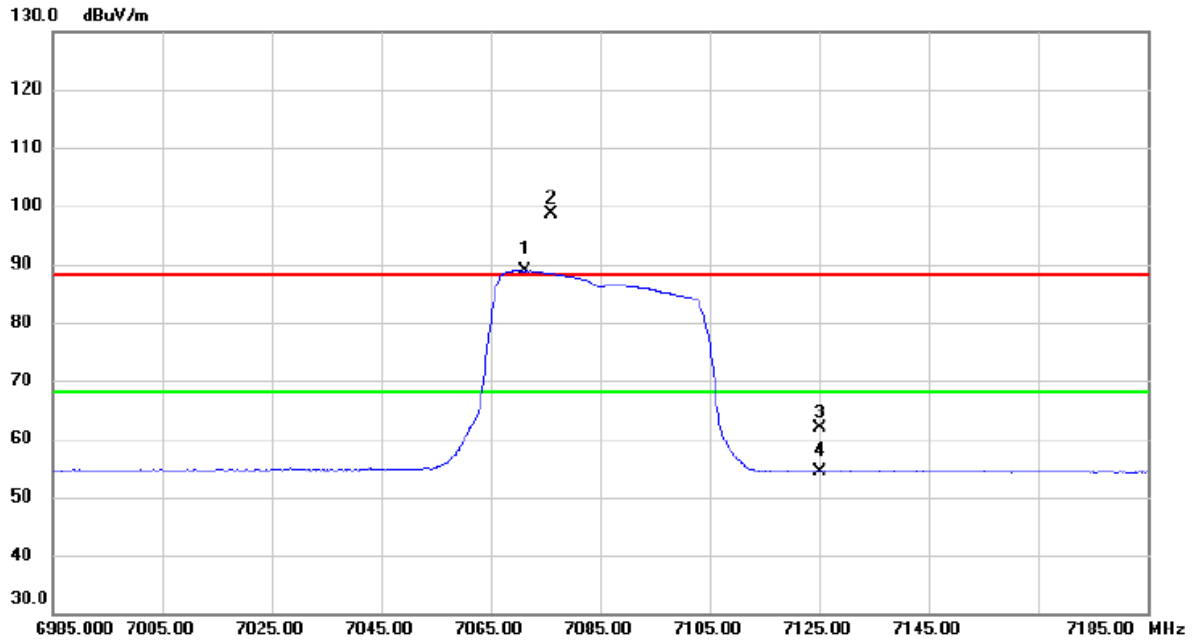


No.	Mk.	Freq. MHz	Reading Level dBuV	Correct Factor dB	Measure- ment dBuV/m	Limit dBuV/m	Margin dB	Detector	Comment
1	*	14171.99	25.80	18.93	44.73	68.20	-23.47	AVG	
2		14172.50	37.15	18.93	56.08	88.20	-32.12	peak	

REMARKS:

- (1) Measurement Value = Reading Level + Correct Factor.
- (2) Margin Level = Measurement Value - Limit Value.

Test Mode	UNII-8_TX AX(HE40) Mode 7085 MHz	Polarization	Horizontal
-----------	----------------------------------	--------------	------------

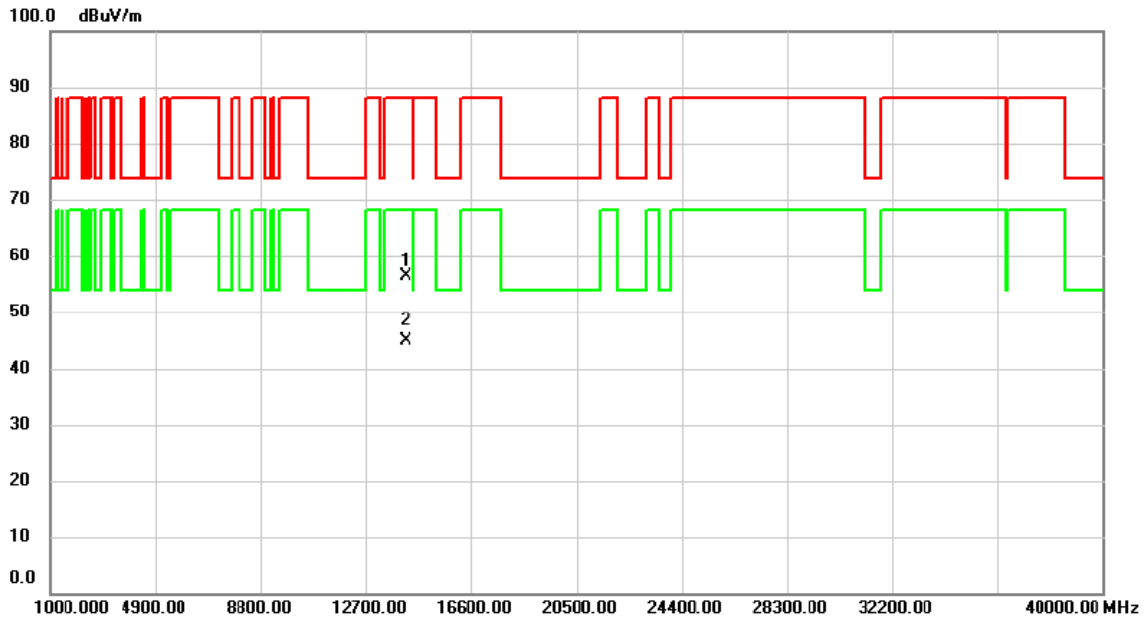


No.	Mk.	Freq. MHz	Reading Level dBuV	Correct Factor dB	Measure- ment dBuV/m	Limit dBuV/m	Margin dB	Detector	Comment
1	*	7071.200	68.41	20.38	88.79	68.20	20.59	AVG	No Limit
2	X	7076.000	78.15	20.40	98.55	88.20	10.35	peak	No Limit
3		7125.000	41.53	20.46	61.99	88.20	-26.21	peak	
4		7125.000	33.93	20.46	54.39	68.20	-13.81	AVG	

REMARKS:

- (1) Measurement Value = Reading Level + Correct Factor.
- (2) Margin Level = Measurement Value - Limit Value.

Test Mode	UNII-8_TX AX(HE40) Mode 7085 MHz	Polarization	Horizontal
-----------	----------------------------------	--------------	------------

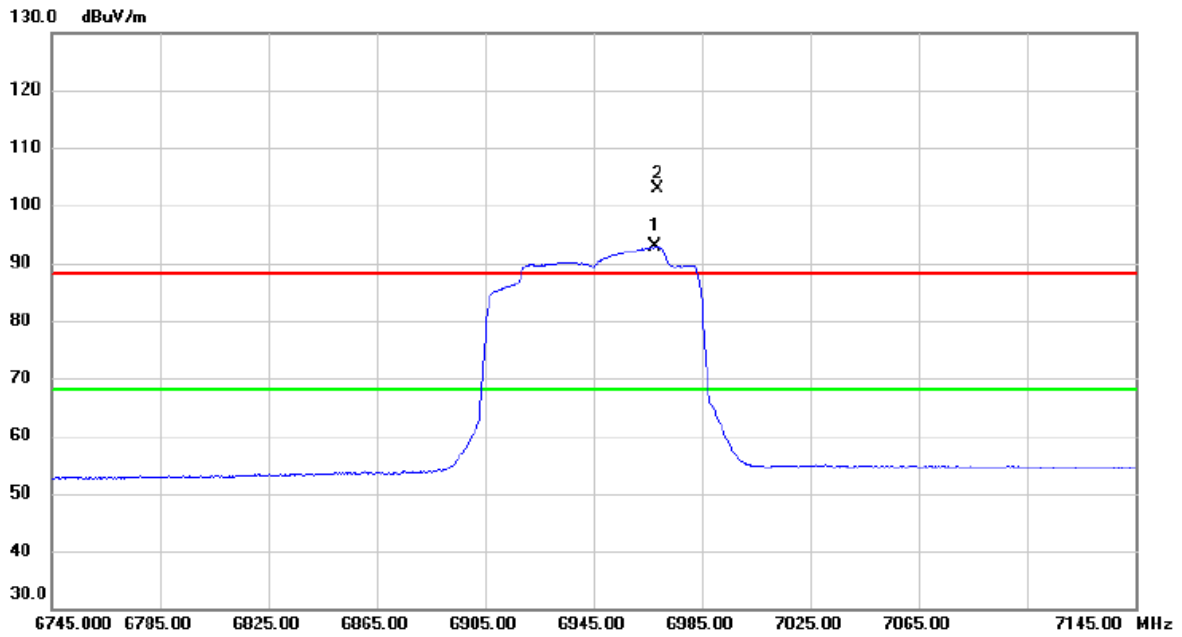


No.	Mk.	Freq. MHz	Reading Level dBuV	Correct Factor dB	Measure- ment dBuV/m	Limit dBuV/m	Margin dB	Detector	Comment
1		14169.58	37.43	18.93	56.36	88.20	-31.84	peak	
2	*	14171.67	25.83	18.93	44.76	68.20	-23.44	AVG	

REMARKS:

- (1) Measurement Value = Reading Level + Correct Factor.
- (2) Margin Level = Measurement Value - Limit Value.

Test Mode	UNII-8_TX AX(HE80) Mode 6945 MHz	Polarization	Vertical
-----------	----------------------------------	--------------	----------

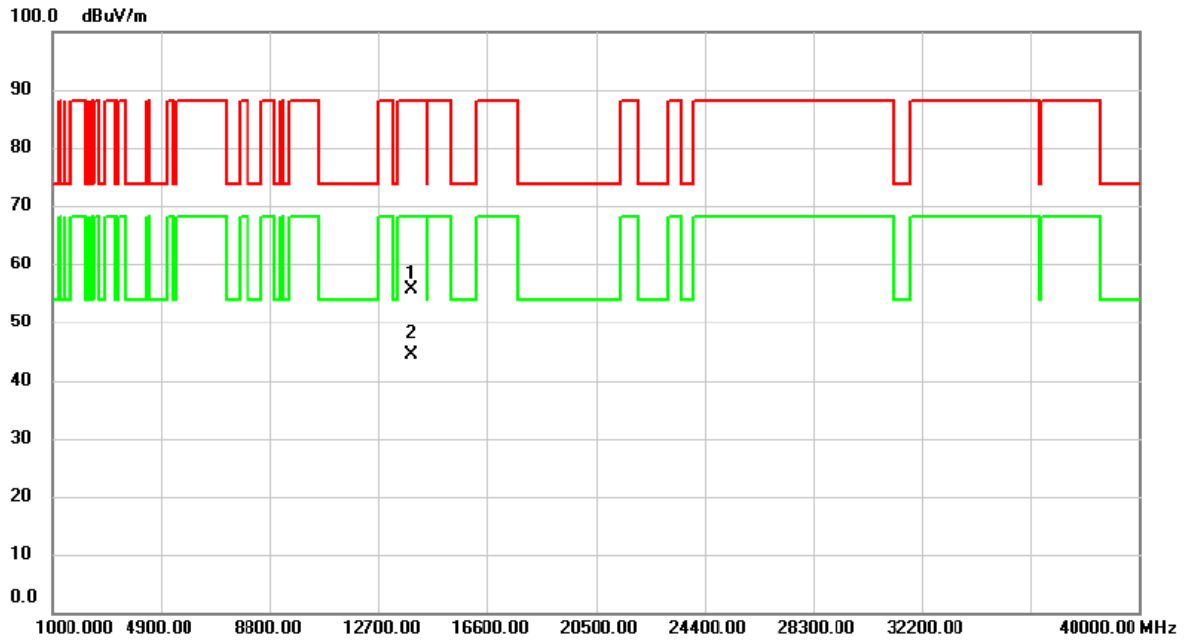


No.	Mk.	Freq. MHz	Reading Level dBuV	Correct Factor dB	Measure- ment dBuV/m	Limit dBuV/m	Margin dB	Detector	Comment
1	*	6967.800	72.67	20.14	92.81	68.20	24.61	AVG	No Limit
2	X	6968.800	82.66	20.15	102.81	88.20	14.61	peak	No Limit

REMARKS:

- (1) Measurement Value = Reading Level + Correct Factor.
- (2) Margin Level = Measurement Value - Limit Value.

Test Mode	UNII-8_TX AX(HE80) Mode 6945 MHz	Polarization	Vertical
-----------	----------------------------------	--------------	----------

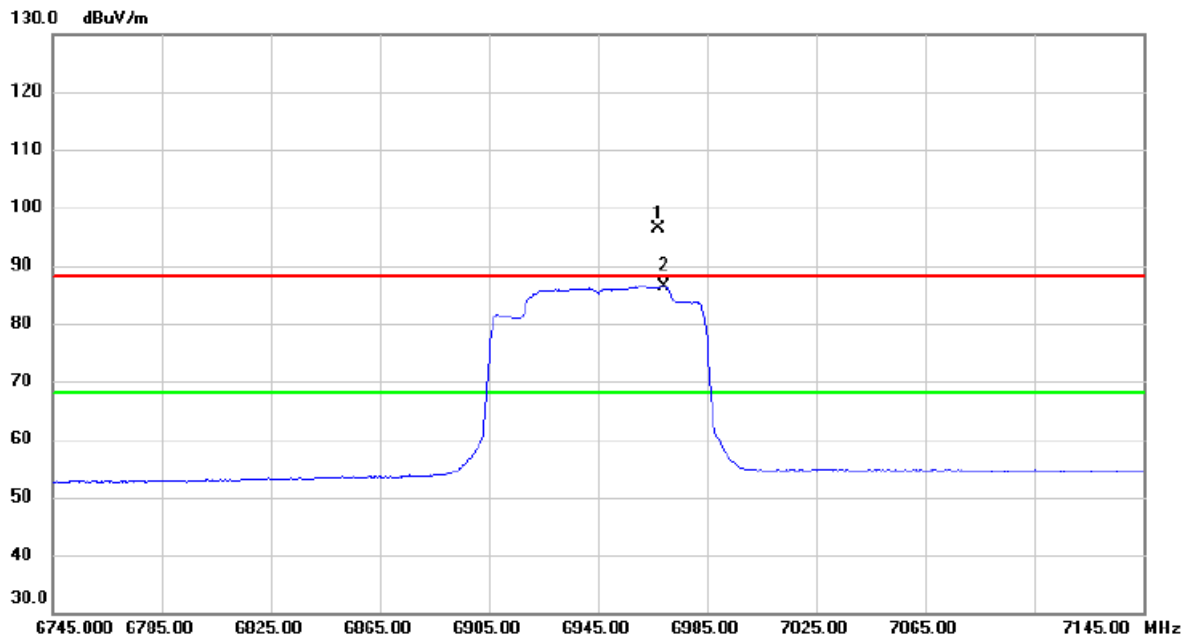


No.	Mk.	Freq. MHz	Reading Level dBuV	Correct Factor dB	Measure- ment dBuV/m	Limit dBuV/m	Margin dB	Detector	Comment
1		13887.73	37.41	18.33	55.74	88.20	-32.46	peak	
2	*	13889.91	26.04	18.33	44.37	68.20	-23.83	AVG	

REMARKS:

- (1) Measurement Value = Reading Level + Correct Factor.
- (2) Margin Level = Measurement Value - Limit Value.

Test Mode	UNII-8_TX AX(HE80) Mode 6945 MHz	Polarization	Horizontal
-----------	----------------------------------	--------------	------------

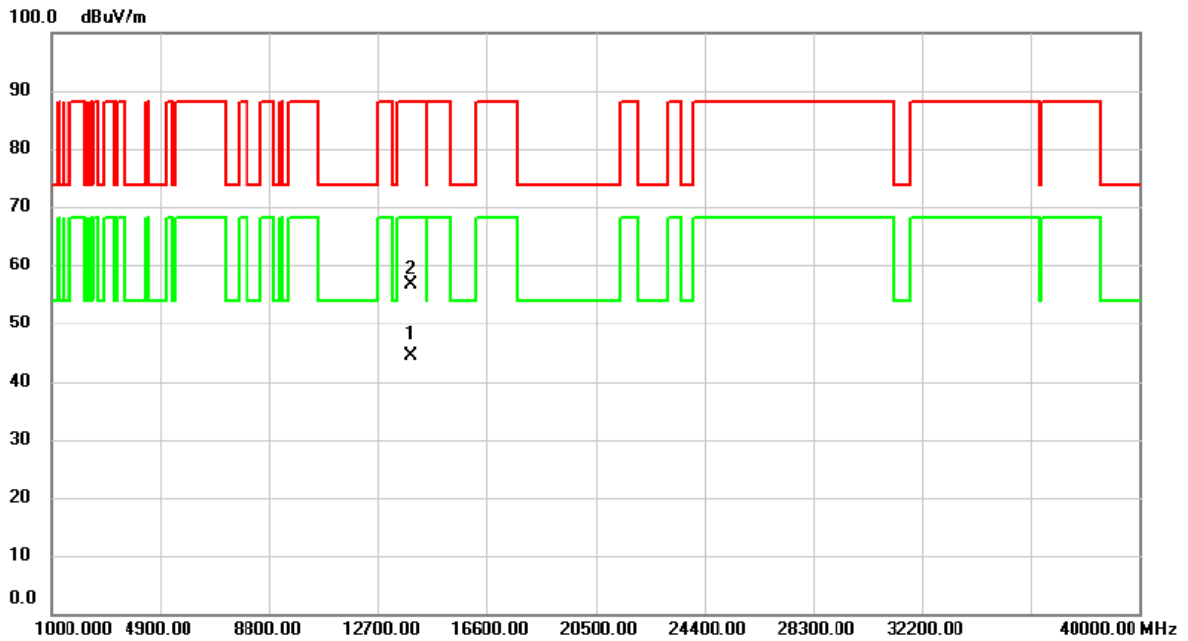


No.	Mk.	Freq. MHz	Reading Level dBuV	Correct Factor dB	Measure- ment dBuV/m	Limit dBuV/m	Margin dB	Detector	Comment
1	X	6967.400	76.27	20.13	96.40	88.20	8.20	peak	No Limit
2	*	6969.400	66.25	20.15	86.40	68.20	18.20	AVG	No Limit

REMARKS:

- (1) Measurement Value = Reading Level + Correct Factor.
- (2) Margin Level = Measurement Value - Limit Value.

Test Mode	UNII-8_TX AX(HE80) Mode 6945 MHz	Polarization	Horizontal
-----------	----------------------------------	--------------	------------

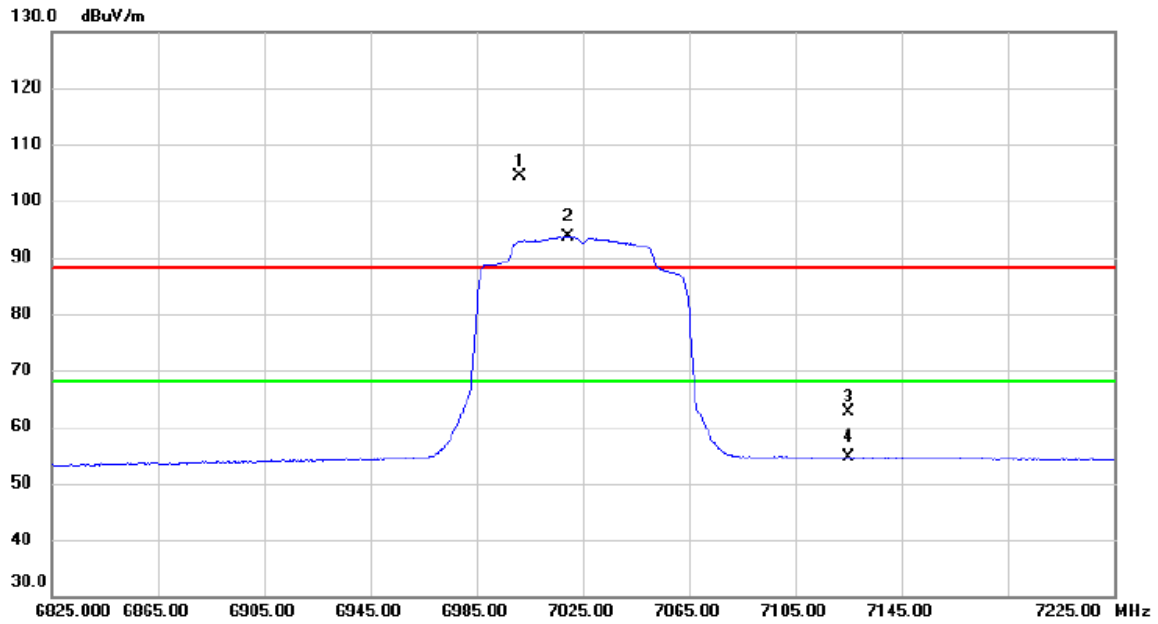


No.	Mk.	Freq. MHz	Reading Level dBuV	Correct Factor dB	Measure- ment dBuV/m	Limit dBuV/m	Margin dB	Detector	Comment
1	*	13887.65	26.16	18.33	44.49	68.20	-23.71	AVG	
2		13891.67	38.25	18.34	56.59	88.20	-31.61	peak	

REMARKS:

- (1) Measurement Value = Reading Level + Correct Factor.
- (2) Margin Level = Measurement Value - Limit Value.

Test Mode	UNII-8_TX AX(HE80) Mode 7025 MHz	Polarization	Vertical
-----------	----------------------------------	--------------	----------

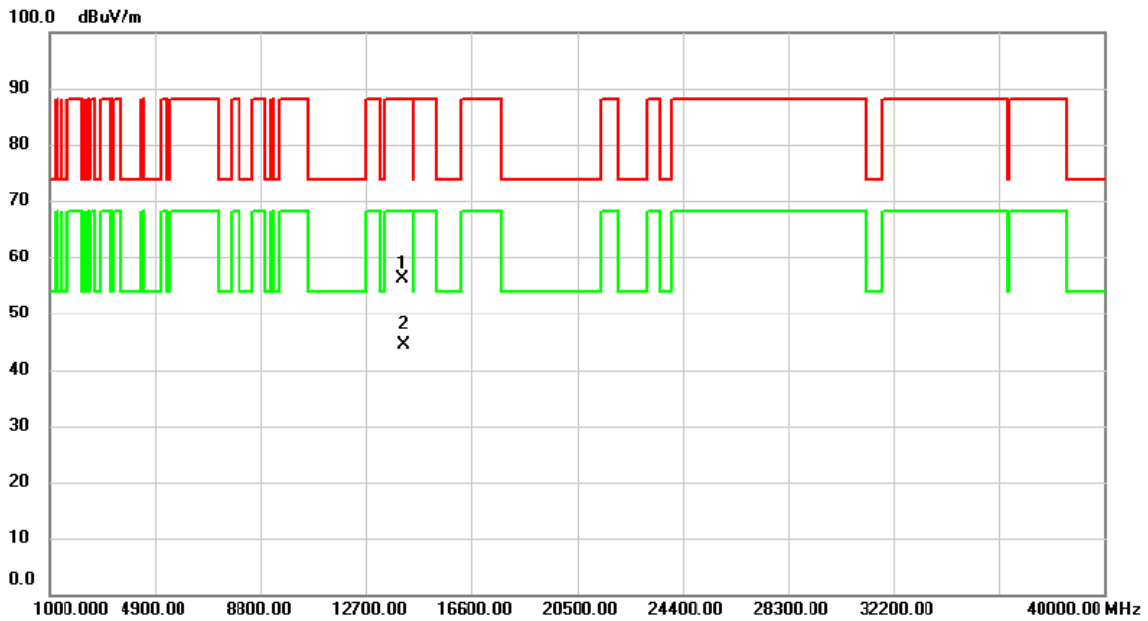


No.	Mk.	Freq. MHz	Reading Level dBuV	Correct Factor dB	Measure- ment dBuV/m	Limit dBuV/m	Margin dB	Detector	Comment
1	X	7001.000	84.15	20.29	104.44	88.20	16.24	peak	No Limit
2	*	7019.400	73.34	20.31	93.65	68.20	25.45	AVG	No Limit
3		7125.000	42.08	20.46	62.54	88.20	-25.66	peak	
4		7125.000	34.07	20.46	54.53	68.20	-13.67	AVG	

REMARKS:

- (1) Measurement Value = Reading Level + Correct Factor.
- (2) Margin Level = Measurement Value - Limit Value.

Test Mode	UNII-8_TX AX(HE80) Mode 7025 MHz	Polarization	Vertical
-----------	----------------------------------	--------------	----------

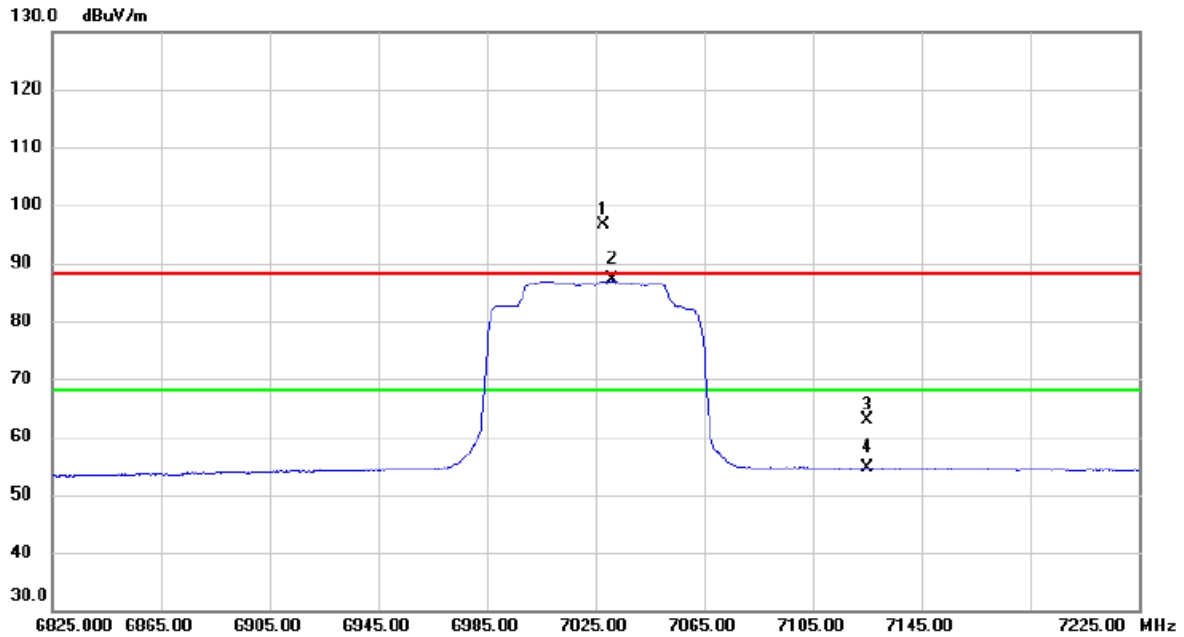


No.	Mk.	Freq. MHz	Reading Level dBuV	Correct Factor dB	Measure- ment dBuV/m	Limit dBuV/m	Margin dB	Detector	Comment
1		14050.32	37.34	18.67	56.01	88.20	-32.19	peak	
2	*	14052.37	25.65	18.68	44.33	68.20	-23.87	AVG	

REMARKS:

- (1) Measurement Value = Reading Level + Correct Factor.
- (2) Margin Level = Measurement Value - Limit Value.

Test Mode	UNII-8_TX AX(HE80) Mode 7025 MHz	Polarization	Horizontal
-----------	----------------------------------	--------------	------------

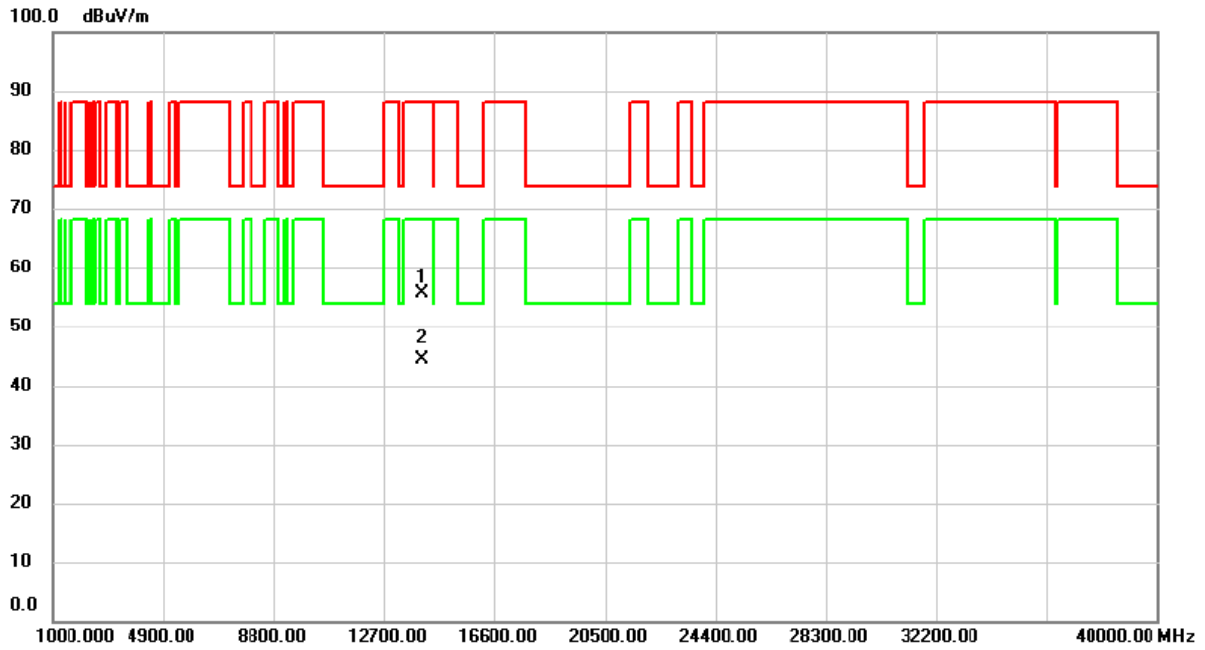


No.	Mk.	Freq. MHz	Reading Level dBuV	Correct Factor dB	Measure- ment dBuV/m	Limit dBuV/m	Margin dB	Detector	Comment
1	X	7027.800	76.27	20.33	96.60	88.20	8.40	peak	No Limit
2	*	7031.000	66.68	20.33	87.01	68.20	18.81	AVG	No Limit
3		7125.000	42.33	20.46	62.79	88.20	-25.41	peak	
4		7125.000	34.05	20.46	54.51	68.20	-13.69	AVG	

REMARKS:

- (1) Measurement Value = Reading Level + Correct Factor.
- (2) Margin Level = Measurement Value - Limit Value.

Test Mode	UNII-8_TX AX(HE80) Mode 7025 MHz	Polarization	Horizontal
-----------	----------------------------------	--------------	------------



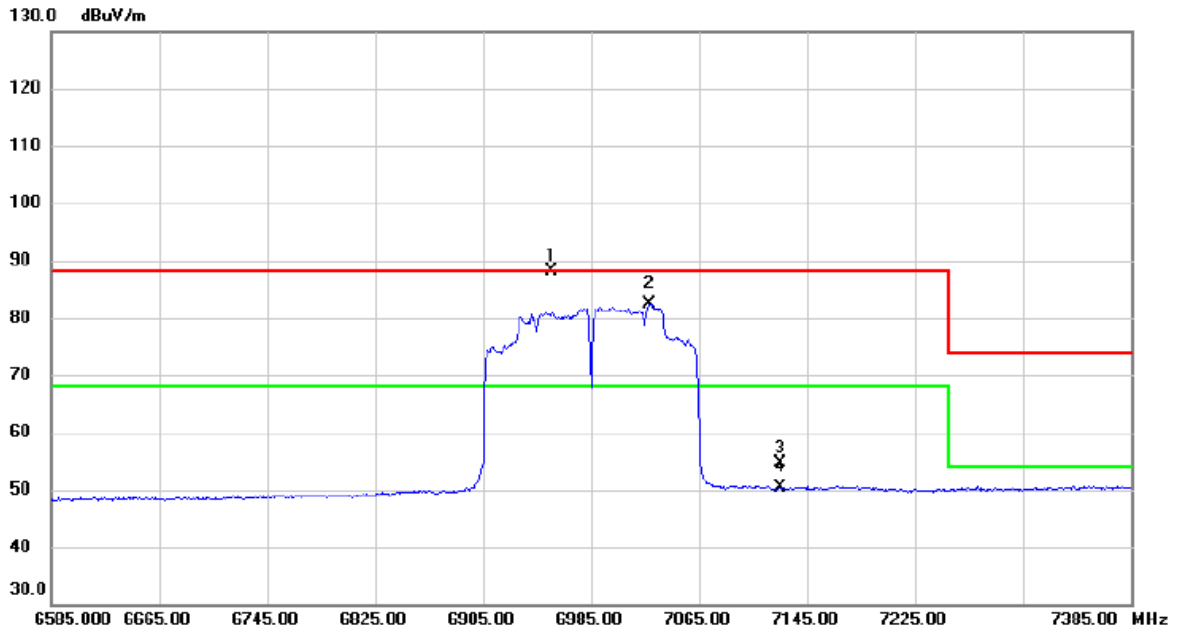
No.	Mk.	Freq. MHz	Reading Level dBuV	Correct Factor dB	Measure- ment dBuV/m	Limit dBuV/m	Margin dB	Detector	Comment
1		14048.35	37.06	18.68	55.74	88.20	-32.46	peak	
2	*	14050.99	25.78	18.67	44.45	68.20	-23.75	AVG	

REMARKS:

(1) Measurement Value = Reading Level + Correct Factor.

(2) Margin Level = Measurement Value - Limit Value.

Test Mode	UNII-8_TX AX(HE160) Mode 6985 MHz	Polarization	Vertical
-----------	-----------------------------------	--------------	----------

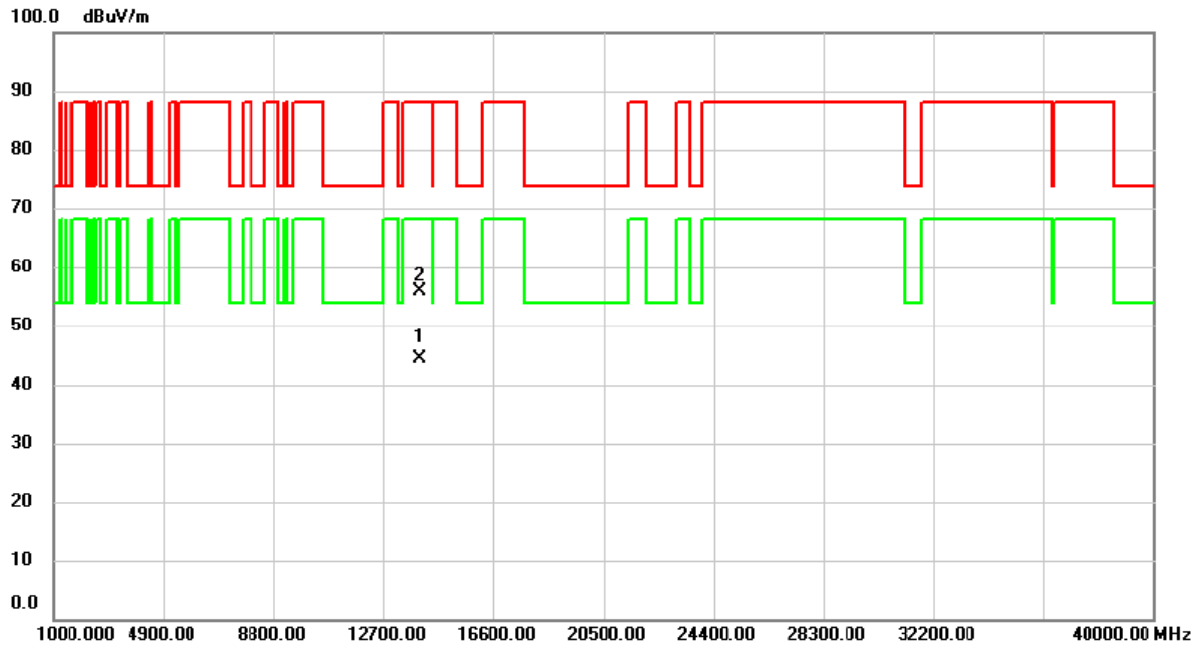


No.	Mk.	Freq. MHz	Reading Level dBuV	Correct Factor dB	Measure- ment dBuV/m	Limit dBuV/m	Margin dB	Detector	Comment
1		6955.400	68.00	20.08	88.08	88.20	-0.12	peak	No Limit
2	*	7028.200	62.17	20.33	82.50	68.20	14.30	AVG	No Limit
3		7125.000	34.12	20.46	54.58	88.20	-33.62	peak	
4		7125.000	29.88	20.46	50.34	68.20	-17.86	AVG	

REMARKS:

- (1) Measurement Value = Reading Level + Correct Factor.
- (2) Margin Level = Measurement Value - Limit Value.

Test Mode	UNII-8_TX AX(HE160) Mode 6985 MHz	Polarization	Vertical
-----------	-----------------------------------	--------------	----------

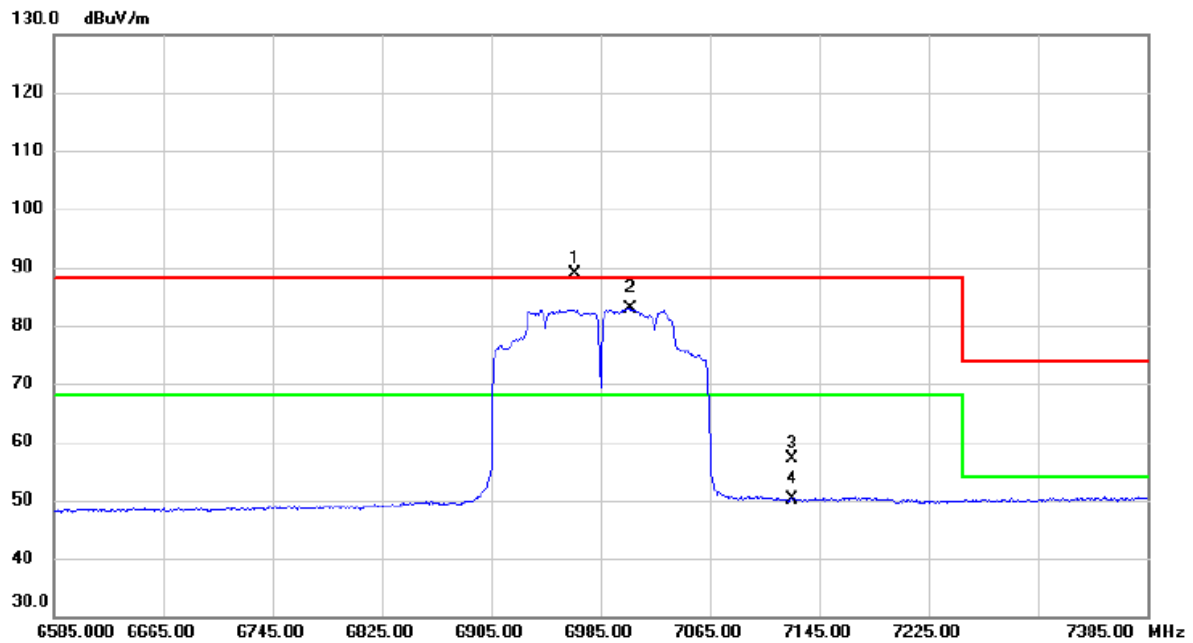


No.	Mk.	Freq. MHz	Reading Level dBuV	Correct Factor dB	Measure- ment dBuV/m	Limit dBuV/m	Margin dB	Detector	Comment
1	*	13967.74	25.77	18.51	44.28	68.20	-23.92	AVG	
2		13969.11	37.36	18.51	55.87	88.20	-32.33	peak	

REMARKS:

- (1) Measurement Value = Reading Level + Correct Factor.
- (2) Margin Level = Measurement Value - Limit Value.

Test Mode	UNII-8_TX AX(HE160) Mode 6985 MHz	Polarization	Horizontal
-----------	-----------------------------------	--------------	------------

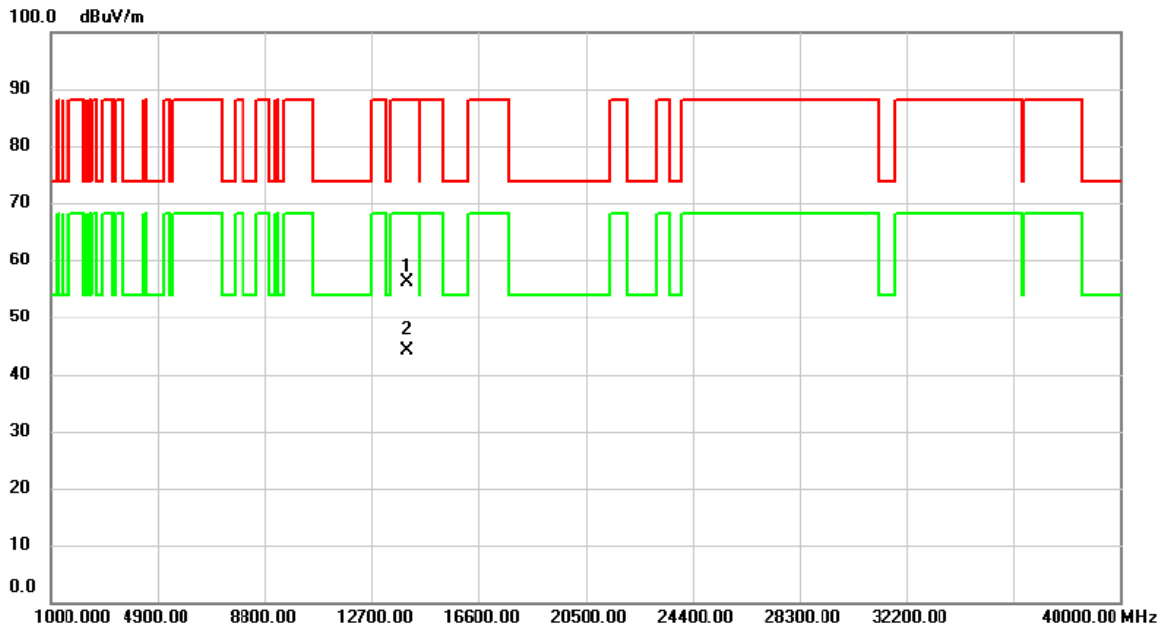


No.	Mk.	Freq. MHz	Reading Level dBuV	Correct Factor dB	Measure- ment dBuV/m	Limit dBuV/m	Margin dB	Detector	Comment
1	X	6966.600	68.86	20.13	88.99	88.20	0.79	peak	No Limit
2	*	7006.600	62.60	20.30	82.90	68.20	14.70	AVG	No Limit
3		7125.000	36.67	20.46	57.13	88.20	-31.07	peak	
4		7125.000	29.72	20.46	50.18	68.20	-18.02	AVG	

REMARKS:

- (1) Measurement Value = Reading Level + Correct Factor.
- (2) Margin Level = Measurement Value - Limit Value.

Test Mode	UNII-8_TX AX(HE160) Mode 6985 MHz	Polarization	Horizontal
-----------	-----------------------------------	--------------	------------

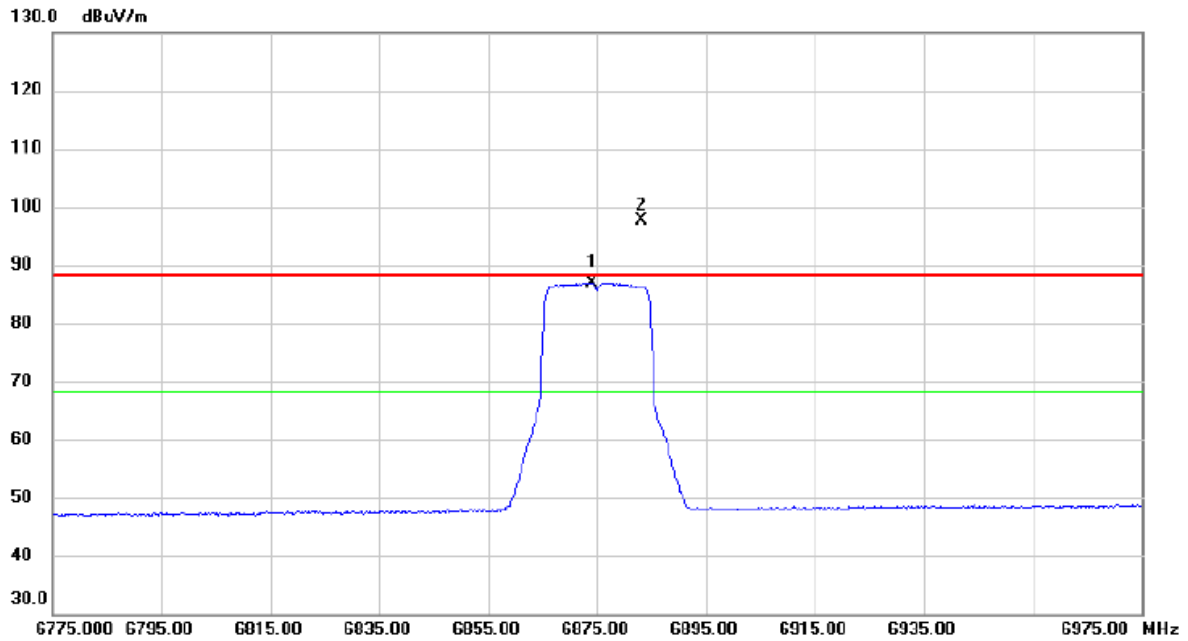


No.	Mk.	Freq. MHz	Reading Level dBuV	Correct Factor dB	Measure- ment dBuV/m	Limit dBuV/m	Margin dB	Detector	Comment
1		13969.74	37.59	18.51	56.10	88.20	-32.10	peak	
2	*	13971.39	25.70	18.51	44.21	68.20	-23.99	AVG	

REMARKS:

- (1) Measurement Value = Reading Level + Correct Factor.
- (2) Margin Level = Measurement Value - Limit Value.

Test Mode	UNII-7+UNII-8_TX AX(HE20) Mode 6875 MHz	Polarization	Vertical
-----------	---	--------------	----------



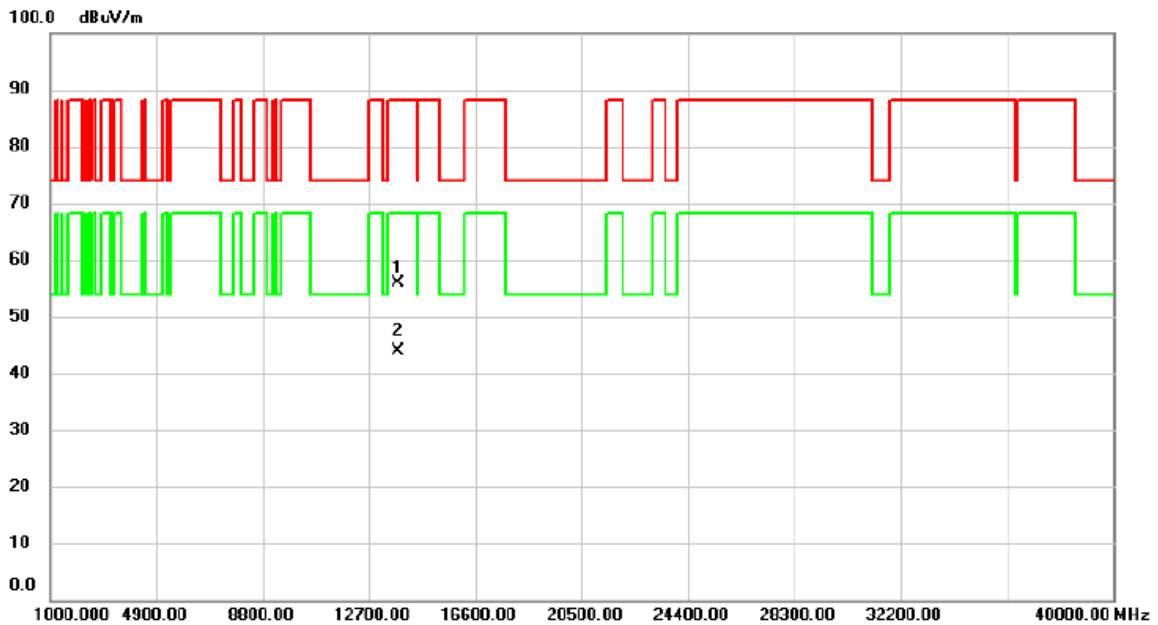
No.	Mk.	Freq. MHz	Reading Level dBuV	Correct Factor dB	Measure- ment dBuV/m	Limit dBuV/m	Margin dB	Detector	Comment
1	*	6874.200	67.24	19.69	86.93	68.20	18.73	AVG	No Limit
2	X	6883.200	77.83	19.73	97.56	88.20	9.36	peak	No Limit

REMARKS:

(1) Measurement Value = Reading Level + Correct Factor.

(2) Margin Level = Measurement Value - Limit Value.

Test Mode	UNII-7+UNII-8_TX AX(HE20) Mode 6875 MHz	Polarization	Vertical
-----------	---	--------------	----------

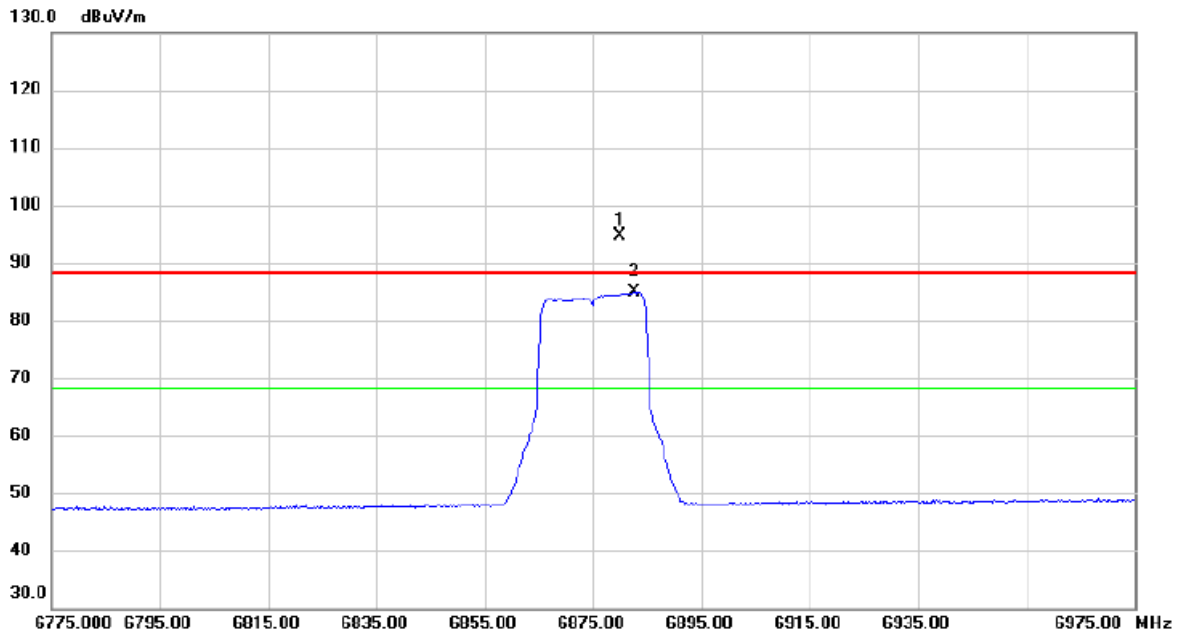


No.	Mk.	Freq. MHz	Reading Level dBuV	Correct Factor dB	Measure- ment dBuV/m	Limit dBuV/m	Margin dB	Detector	Comment
1		13749.38	37.89	18.02	55.91	88.20	-32.29	peak	
2	*	13750.58	25.85	18.04	43.89	68.20	-24.31	AVG	

REMARKS:

- (1) Measurement Value = Reading Level + Correct Factor.
- (2) Margin Level = Measurement Value - Limit Value.

Test Mode	UNII-7+UNII-8_TX AX(HE20) Mode 6875 MHz	Polarization	Horizontal
-----------	---	--------------	------------

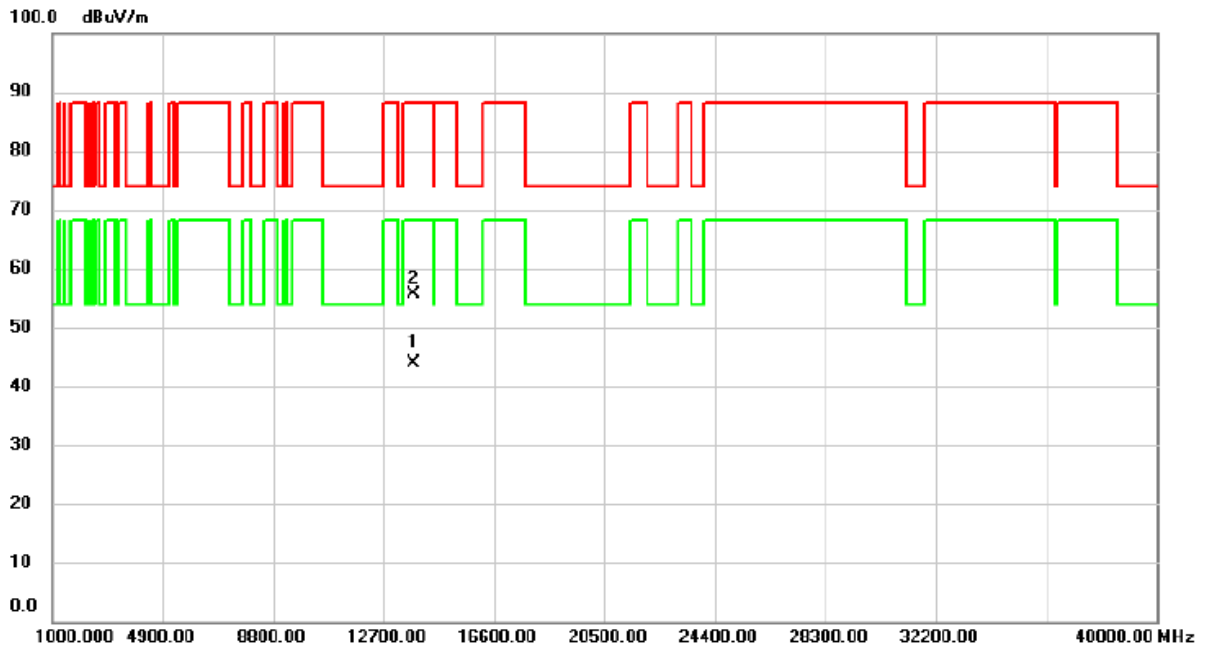


No.	Mk.	Freq. MHz	Reading Level dBuV	Correct Factor dB	Measure- ment dBuV/m	Limit dBuV/m	Margin dB	Detector	Comment
1	X	6880.000	74.98	19.72	94.70	88.20	6.50	peak	No Limit
2	*	6882.600	65.10	19.73	84.83	68.20	16.63	AVG	No Limit

REMARKS:

- (1) Measurement Value = Reading Level + Correct Factor.
- (2) Margin Level = Measurement Value - Limit Value.

Test Mode	UNII-7+UNII-8_TX AX(HE20) Mode 6875 MHz	Polarization	Horizontal
-----------	---	--------------	------------



No.	Mk.	Freq. MHz	Reading Level dBuV	Correct Factor dB	Measure- ment dBuV/m	Limit dBuV/m	Margin dB	Detector	Comment
1	*	13749.02	25.89	18.02	43.91	68.20	-24.29	AVG	
2		13750.76	37.66	18.04	55.70	88.20	-32.50	peak	

REMARKS:

- (1) Measurement Value = Reading Level + Correct Factor.
- (2) Margin Level = Measurement Value - Limit Value.

APPENDIX C - MAXIMUM E.I.R.P.

Test Mode	UNII-8_TX AX(HE20) Mode_Ant. 1
-----------	--------------------------------

Channel	Frequency (MHz)	Output Power (dBm)	Duty Factor	e.i.r.p. (dBm)	Max. Limit (dBm)	Max. Limit (W)	Result
233	7115	-3.50	0.00	3.58	24	0.25	Complies

Test Mode	UNII-8_TX AX(HE20) Mode_Ant. 2
-----------	--------------------------------

Channel	Frequency (MHz)	Output Power (dBm)	Duty Factor	e.i.r.p. (dBm)	Max. Limit (dBm)	Max. Limit (W)	Result
233	7115	-3.96	0.00	3.20	24	0.25	Complies

Test Mode	UNII-8_TX AX(HE20) Mode_Total
-----------	-------------------------------

Channel	Frequency (MHz)	e.i.r.p. (dBm)	Max. Limit (dBm)	Max. Limit (W)	Result
233	7115	6.40	19.87	0.097	Complies

End of Test Report