

# FCC Radio Test Report

## FCC ID: RWO-RZ090368

This report concerns: Original Grant

**Project No.** : 2011C212C  
**Equipment** : Notebook PC  
**Brand Name** : RAZER  
**Test Model** : RZ09-0368  
**Series Model** : N/A  
**Applicant** : Razer Inc.  
**Address** : 9 Pasteur, Suite 100, Irvine, CA92618, USA.  
**Manufacturer** : Razer Inc.  
**Address** : 9 Pasteur, Suite 100, Irvine, CA92618, USA.  
**Date of Receipt** : May 10, 2021  
**Date of Test** : May 12, 2021 ~ Jun. 18, 2021  
**Issued Date** : Nov. 01, 2021  
**Report Version** : R00  
**Test Sample** : Sample No.: DG2021051161  
**Standard(s)** : FCC CFR Title 47, Part 15, Subpart E  
FCC KDB 789033 D02 General UNII Test Procedures New Rules v02r01  
FCC KDB 662911 D01 Multiple Transmitter Output v02r01  
ANSI C63.10-2013

The above equipment has been tested and found compliance with the requirement of the relative standards by BTL Inc.



Prepared by : Vincent Tan



Approved by : Ethan Ma



TESTING CERT #5123.02

Add: No.3, Jinshagang 1st Road, Shixia, Dalang Town, Dongguan, Guangdong, China.

Tel: +86-769-8318-3000

Web: www.newbtl.com

**Declaration**

**BTL** represents to the client that testing is done in accordance with standard procedures as applicable and that test instruments used has been calibrated with standards traceable to international standard(s) and/or national standard(s).

**BTL's** reports apply only to the specific samples tested under conditions. It is manufacture's responsibility to ensure that additional production units of this model are manufactured with the identical electrical and mechanical components. **BTL** shall have no liability for any declarations, inferences or generalizations drawn by the client or others from **BTL** issued reports.

The report must not be used by the client to claim product certification, approval, or endorsement by NVLAP, NIST, A2LA, or any agency of the U.S. Government.

This report is the confidential property of the client. As a mutual protection to the clients, the public and ourselves, the test report shall not be reproduced, except in full, without our written approval.

**BTL's** laboratory quality assurance procedures are in compliance with the **ISO/IEC 17025** requirements, and accredited by the conformity assessment authorities listed in this test report.

**BTL** is not responsible for the sampling stage, so the results only apply to the sample as received.

The information, data and test plan are provided by manufacturer which may affect the validity of results, so it is manufacturer's responsibility to ensure that the apparatus meets the essential requirements of applied standards and in all the possible configurations as representative of its intended use.

**Limitation**

For the use of the authority's logo is limited unless the Test Standard(s)/Scope(s)/Item(s) mentioned in this test report is (are) included in the conformity assessment authorities acceptance respective.

Please note that the measurement uncertainty is provided for informational purpose only and are not use in determining the Pass/Fail results.

<b>Table of Contents</b>	<b>Page</b>
<b>REPORT ISSUED HISTORY</b>	<b>4</b>
<b>1 . SUMMARY OF TEST RESULTS</b>	<b>5</b>
1.1 TEST FACILITY	6
1.2 MEASUREMENT UNCERTAINTY	6
1.3 TEST ENVIRONMENT CONDITIONS	6
<b>2 . GENERAL INFORMATION</b>	<b>7</b>
2.1 GENERAL DESCRIPTION OF EUT	7
2.2 TEST MODES	10
2.3 BLOCK DIAGRAM SHOWING THE CONFIGURATION OF SYSTEM TESTED	12
2.4 SUPPORT UNITS	12
<b>3 . RADIATED EMISSIONS</b>	<b>13</b>
3.1 LIMIT	13
3.2 TEST PROCEDURE	14
3.3 DEVIATION FROM TEST STANDARD	15
3.4 TEST SETUP	15
3.5 EUT OPERATION CONDITIONS	16
3.6 TEST RESULTS - 30 MHZ TO 1000 MHZ	16
3.7 TEST RESULTS - ABOVE 1000 MHZ	16
<b>4 . MEASUREMENT INSTRUMENTS LIST</b>	<b>17</b>
<b>5 . EUT TEST PHOTOS</b>	<b>18</b>
<b>APPENDIX A - RADIATED EMISSION - 30 MHZ TO 1000 MHZ</b>	<b>20</b>
<b>APPENDIX B - RADIATED EMISSION - ABOVE 1000 MHZ</b>	<b>23</b>

**REPORT ISSUED HISTORY**

Report Version	Description	Issued Date
R00	Original Issue.	Nov. 01, 2021

## 1. SUMMARY OF TEST RESULTS

Test procedures according to the technical standard(s):

FCC CFR Title 47, Part 15, Subpart E				
Standard(s) Section	Test Item	Test Result	Judgment	Remark
15.207 15.407(b)	AC Power Line Conducted Emissions	-----	PASS	-----
15.407(b) 15.205(a) 15.209(a)	Radiated Emissions	Appendix A Appendix B	PASS	-----
15.407(a) 15.407(e)	Bandwidth	-----	PASS	-----
15.407(a)	Maximum Output Power	-----	PASS	-----
15.407(a)	Power Spectral Density	-----	PASS	-----
15.407(g)	Frequency Stability	-----	PASS	-----
15.203	Antenna Requirements	-----	PASS	NOTE (2)
15.407(c)	Automatically Discontinue Transmission	-----	PASS	NOTE (3)

Note:

- (1) "N/A" denotes test is not applicable in this test report.
- (2) The device what use a permanently attached antenna were considered sufficient to comply with the provisions of 15.203.
- (3) During no any information transmission, the EUT can automatically discontinue transmission and become standby mode for power saving. the EUT can detect the controlling signal of ACK message transmitting from remote device and verify whether it shall resend or discontinue transmission.
- (4) For UNII-1 this device was functioned as a
  - Outdoor access point device
  - Indoor access point device
  - Fixed point-to-point access points device
  - Client device
- (5) In this report only the radiated spurious emissions were evaluated and recorded. For the test results of all other test items please refer to module test report.

### 1.1 TEST FACILITY

The test facilities used to collect the test data in this report is at the location of No.3,Jinshagang 1st Road, Shixia, Dalang Town, Dongguan, Guangdong, China.

BTL's Test Firm Registration Number for FCC: 357015

BTL's Designation Number for FCC: CN1240

### 1.2 MEASUREMENT UNCERTAINTY

ISO/IEC 17025 requires that an estimate of the measurement uncertainties associated with the emissions test results be included in the report. The measurement uncertainties given below are based on a 95% confidence level (based on a coverage factor (k=2))

The BTL measurement uncertainty as below table:

#### A. Radiated emissions test:

Test Site	Method	Measurement Frequency Range	Ant. H / V	U, (dB)
DG-CB03	CISPR	9kHz ~ 30MHz	-	3.02
		30MHz ~ 200MHz	V	4.26
		30MHz ~ 200MHz	H	3.38
		200MHz ~ 1,000MHz	V	3.98
		200MHz ~ 1,000MHz	H	3.94
		1GHz ~ 6GHz	-	3.96
		6GHz ~ 18GHz	-	5.24
		18GHz ~ 26.5GHz	-	3.62
		26.5GHz ~ 40GHz	-	4.00

Note: Unless specifically mentioned, the uncertainty of measurement has not been taken into account to declare the compliance or non-compliance to the specification.

### 1.3 TEST ENVIRONMENT CONDITIONS

Test Item	Temperature	Humidity	Test Voltage	Tested By
Radiated Emissions-30MHz to 1000MHz	26°C	52%	AC 120V/60Hz	Hayden Chen
Radiated Emissions-Above 1000 MHz	26°C	52%	AC 120V/60Hz	Berton Luo

## 2. GENERAL INFORMATION

### 2.1 GENERAL DESCRIPTION OF EUT

Equipment	Notebook PC
Brand Name	RAZER
Test Model	RZ09-0368
Series Model	N/A
Model Difference(s)	N/A
Software Version	DA760_MB
Hardware Version	Windows 10 Home
Power Source	1# DC Voltage supplied from AC adapter. Brand / Model: RAZER / RC30-024801 2# Supplied from Li-ion battery Brand / Model: RAZER / RC30-0287
Power Rating	1# I/P: 100-240V~ 3.6A 50/60Hz O/P: 19.5V --- 11.8A 2# DC 15.4V, 4583mAh, 70.5Wh
Operation Frequency Band(s)	UNII-1: 5150 MHz ~ 5250 MHz UNII-2A: 5250 MHz ~ 5350 MHz UNII-2C: 5470 MHz ~ 5725 MHz UNII-3: 5725 MHz ~ 5850 MHz
Modulation Type	IEEE 802.11a/n/ac: OFDM IEEE 802.11ax: OFDMA
Bit Rate of Transmitter	IEEE 802.11a: 54/48/36/24/18/12/9/6 Mbps IEEE 802.11n: Up to 300 Mbps IEEE 802.11ac: Up to 1733.4 Mbps IEEE 802.11ax: Up to 2402 Mbps

Note:

1. For a more detailed features description, please refer to the manufacturer's specifications or the user's manual.

## 2. Channel List:

IEEE 802.11a IEEE 802.11n(HT20) IEEE 802.11ac(VHT20) IEEE 802.11ax(HE20)		IEEE 802.11n(HT40) IEEE 802.11ac(VHT40) IEEE 802.11ax(HE40)		IEEE 802.11ac(VHT80) IEEE 802.11ax(HE80)	
UNII-1		UNII-1		UNII-1	
Channel	Frequency (MHz)	Channel	Frequency (MHz)	Channel	Frequency (MHz)
36	5180	38	5190	42	5210
40	5200	46	5230		
44	5220				
48	5240				

IEEE 802.11a IEEE 802.11n(HT20) IEEE 802.11ac(VHT20) IEEE 802.11ax(HE20)		IEEE 802.11n(HT40) IEEE 802.11ac(VHT40) IEEE 802.11ax(HE40)		IEEE 802.11ac(VHT80) IEEE 802.11ax(HE80)	
UNII-2A		UNII-2A		UNII-2A	
Channel	Frequency (MHz)	Channel	Frequency (MHz)	Channel	Frequency (MHz)
52	5260	54	5270	58	5290
56	5280	62	5310		
60	5300				
64	5320				

IEEE 802.11a IEEE 802.11n(HT20) IEEE 802.11ac(VHT20) IEEE 802.11ax(HE20)		IEEE 802.11n(HT40) IEEE 802.11ac(VHT40) IEEE 802.11ax(HE40)		IEEE 802.11ac(VHT80) IEEE 802.11ax(HE80)	
UNII-2C		UNII-2C		UNII-2C	
Channel	Frequency (MHz)	Channel	Frequency (MHz)	Channel	Frequency (MHz)
100	5500	102	5510	106	5530
104	5520	110	5550	122	5610
108	5540	118	5590		
112	5560	126	5630		
116	5580	134	5670		
120	5600				
124	5620				
128	5640				
132	5660				
136	5680				
140	5700				

IEEE 802.11a IEEE 802.11n(HT20) IEEE 802.11ac(VHT20) IEEE 802.11ax(HE20)		IEEE 802.11n(HT40) IEEE 802.11ac(VHT40) IEEE 802.11ax(HE40)		IEEE 802.11ac(VHT80) IEEE 802.11ax(HE80)	
UNII-3		UNII-3		UNII-3	
Channel	Frequency (MHz)	Channel	Frequency (MHz)	Channel	Frequency (MHz)
149	5745	151	5755	155	5775
153	5765	159	5795		
157	5785				
161	5805				
165	5825				



IEEE 802.11ac(VHT160) IEEE 802.11ax(HE160)	
Channel	Frequency (MHz)
50	5250
114	5570

## 3. Table for Filed Antenna:

Ant.	Brand	P/N	Antenna Type	Connector	Gain (dBi)
1	molex	2170830101	PIFA	N/A	4.41
2	molex	2170830201	PIFA	N/A	2.42

## Note:

- 1) The EUT incorporates a MIMO function. Physically, the EUT provides two completed transmitters and receivers (2T2R).
- 2) The antenna gain is provided by the manufacturer.

## 4. The worst case for 2TX as follow:

Operating Mode	TX Mode	2TX
IEEE 802.11a		V (Ant. 1+ Ant. 2)
IEEE 802.11n(HT20)		V (Ant. 1+ Ant. 2)
IEEE 802.11n(HT40)		V (Ant. 1+ Ant. 2)
IEEE 802.11ac(VHT20)		V (Ant. 1+ Ant. 2)
IEEE 802.11ac(VHT40)		V (Ant. 1+ Ant. 2)
IEEE 802.11ac(VHT80)		V (Ant. 1+ Ant. 2)
IEEE 802.11ac(VHT160)		V (Ant. 1+ Ant. 2)
IEEE 802.11ax(HE20)		V (Ant. 1+ Ant. 2)
IEEE 802.11ax(HE40)		V (Ant. 1+ Ant. 2)
IEEE 802.11ax(HE80)		V (Ant. 1+ Ant. 2)
IEEE 802.11ax(HE160)		V (Ant. 1+ Ant. 2)

## 2.2 TEST MODES

The test system was pre-tested based on the consideration of all possible combinations of EUT operation mode.

Following mode(s) was (were) found to be the worst case(s) and selected for the final test.

Radiated Emissions Test - Below 1GHz	
Final Test Mode	Description
Mode 41	TX AC(VHT20) Mode Channel 36 (UNII-1)

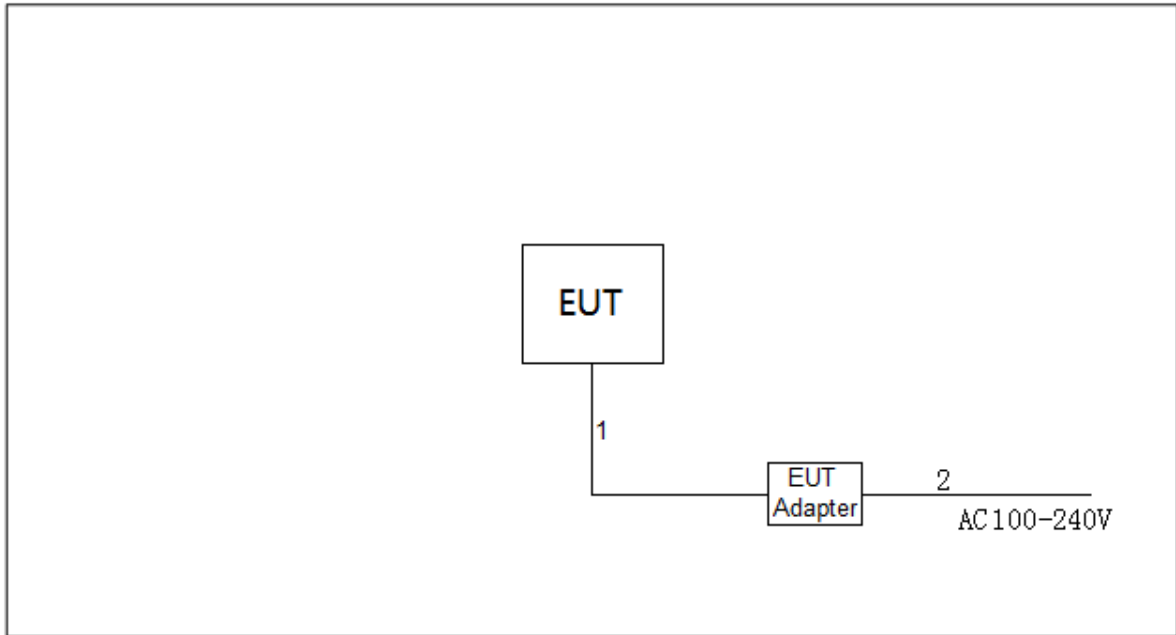
Radiated Emissions Test - Above 1GHz	
Final Test Mode	Description
Mode 1	TX A Mode Channel 36/40/48 (UNII-1)
Mode 4	TX AC(VHT20) Mode Channel 36/40/48 (UNII-1)
Mode 5	TX AC(VHT40) Mode Channel 38/46 (UNII-1)
Mode 6	TX AC(VHT80) Mode Channel 42 (UNII-1)
Mode 7	TX AX(HE20) Mode Channel 36/40/48 (UNII-1)
Mode 8	TX AX(HE40) Mode Channel 38/46 (UNII-1)
Mode 9	TX AX(HE80) Mode Channel 42 (UNII-1)
Mode 10	TX A Mode Channel 52/60/64 (UNII-2A)
Mode 13	TX AC(VHT20) Mode Channel 52/60/64 (UNII-2A)
Mode 14	TX AC(VHT40) Mode Channel 54/62 (UNII-2A)
Mode 15	TX AC(VHT80) Mode Channel 58 (UNII-2A)
Mode 16	TX AX(HE20) Mode Channel 52/60/64 (UNII-2A)
Mode 17	TX AX(HE40) Mode Channel 54/62 (UNII-2A)
Mode 18	TX AX(HE80) Mode Channel 58 (UNII-2A)
Mode 19	TX AC(VHT160) Mode Channel 50 (UNII-1+UNII-2A)
Mode 20	TX AX(HE160) Mode Channel 50 (UNII-1+UNII-2A)
Mode 21	TX A Mode Channel 100/116/140 (UNII-2C)
Mode 24	TX AC(VHT20) Mode Channel 100/116/140 (UNII-2C)
Mode 25	TX AC(VHT40) Mode Channel 102/110/134 (UNII-2C)
Mode 26	TX AC(VHT80) Mode Channel 106/122 (UNII-2C)
Mode 27	TX AC(VHT160) Mode Channel 114 (UNII-2C)
Mode 28	TX AX(HE20) Mode Channel 100/116/140 (UNII-2C)
Mode 29	TX AX(HE40) Mode Channel 102/110/134 (UNII-2C)

Radiated Emissions Test - Above 1GHz	
Final Test Mode	Description
Mode 30	TX AX(HE80) Mode Channel 106/122 (UNII-2C)
Mode 31	TX AX(HE160) Mode Channel 114 (UNII-2C)
Mode 32	TX A Mode Channel 149/157/165 (UNII-3)
Mode 35	TX AC(VHT20) Mode Channel 149/157/165 (UNII-3)
Mode 36	TX AC(VHT40) Mode Channel 151/159 (UNII-3)
Mode 37	TX AC(VHT80) Mode Channel 155 (UNII-3)
Mode 38	TX AX(HE20) Mode Channel 149/157/165 (UNII-3)
Mode 39	TX AX(HE40) Mode Channel 151/159 (UNII-3)
Mode 40	TX AX(HE80) Mode Channel 155 (UNII-3)

Note:

- (1) For radiated emission below 1 GHz test, the TX AC(VHT20) Mode Channel 36 (UNII-1) is found to be the worst case and recorded.
- (2) For radiated emission above 1 GHz test, the spurious points of 1GHz~26.5GHz and 26.5GHz~40GHz have been pre-tested and in this report only recorded the worst case. The remaining spurious points are all below the limit value of 20dB.
- (3) All the bit rate of transmitter have been tested and found the lowest rate is found to be the worst case and recorded.
- (4) For radiated emission above 1 GHz test, the worst case are IEEE 802.11a mode, IEEE 802.11ac(VHT20) mode, IEEE 802.11ac(VHT40) mode, IEEE 802.11ac(VHT80) mode, IEEE 802.11ac(VHT160) mode, IEEE 802.11ax(HE20) mode, IEEE 802.11ax(HE40) mode, IEEE 802.11ax(HE80) mode and IEEE 802.11ax(HE160) mode, only the worst cases are documented in this report.
- (5) IEEE 802.11ax mode only supports full RU, so only the full RU is evaluated and measured inside report.

### 2.3 BLOCK DIAGRAM SHOWING THE CONFIGURATION OF SYSTEM TESTED



### 2.4 SUPPORT UNITS

Item	Equipment	Brand	Model No.	Series No.
-	-	-	-	-

Item	Cable Type	Shielded Type	Ferrite Core	Length
1	DC Cable	NO	NO	2m
2	AC Cable	NO	NO	1m

### 3. RADIATED EMISSIONS

#### 3.1 LIMIT

In case the emission fall within the restricted band specified on 15.205(a), then the 15.209(a) limit in the table below has to be followed.

#### LIMITS OF RADIATED EMISSIONS MEASUREMENT (30 MHz -1000 MHz)

Frequency (MHz)	Field Strength (microvolts/meter)	Measurement Distance (meters)
30-88	100	3
88-216	150	3
216-960	200	3
Above 960	500	3

#### LIMITS OF UNWANTED EMISSION OUT OF THE RESTRICTED BANDS (Above 1000 MHz)

Frequency (MHz)	EIRP Limit (dBm/MHz)	Equivalent Field Strength at 3m (dBμV/m)
5150-5250	-27	68.2
5250-5350	-27	68.2
5470-5725	-27	68.2
5725-5850 NOTE (2)	-27	68.2
	10	105.2
	15.6	110.8
	27	122.2

NOTE:

- (1) The following formula is used to convert the equipment isotropic radiated power (eirp) to field strength:

$$E = \frac{1000000\sqrt{30P}}{3} \mu\text{V/m, where P is the eirp (Watts)}$$

- (2) According to 15.407(b)(4)(i), all emissions shall be limited to a level of -27 dBm/MHz at 75 MHz or more above or below the band edge increasing linearly to 10 dBm/MHz at 25 MHz above or below the band edge, and from 25 MHz above or below the band edge increasing linearly to a level of 15.6 dBm/MHz at 5 MHz above or below the band edge, and from 5 MHz above or below the band edge increasing linearly to a level of 27 dBm/MHz at the band edge.

### 3.2 TEST PROCEDURE

- a. The measuring distance of 3 m shall be used for measurements. The EUT was placed on the top of a rotating table 0.8 meter above the ground at a 3 meter semi-anechoic chamber. The table was rotated 360 degrees to determine the position of the highest radiation.(below 1GHz)
- b. The measuring distance of 3 m shall be used for measurements. The EUT was placed on the top of a rotating table 1.5 meter above the ground at a 3 meter semi-anechoic chamber. The table was rotated 360 degrees to determine the position of the highest radiation.(above 1GHz)
- c. The height of the equipment or of the substitution antenna shall be 0.8m or 1.5m; the height of the test antenna shall vary between 1 m to 4 m. Both horizontal and vertical polarizations of the antenna are set to make the measurement.
- d. For each suspected emission, the EUT was arranged to its worst case and then the antenna was tuned to heights find the maximum reading (used Bore sight function).
- e. The receiver system was set to peak and average detect function and specified bandwidth with maximum hold mode when the test frequency is above 1 GHz.
- f. The initial step in collecting radiated emission data is a receiver peak detector mode pre-scanning the measurement frequency range. Significant peaks are then marked and then Quasi Peak detector mode re-measured.
- g. All readings are Peak unless otherwise stated QP in column of Note. Peak denotes that the Peak reading compliance with the QP Limits and then QP Mode measurement didn't perform. (below 1 GHz)
- h. All readings are Peak Mode value unless otherwise stated AVG in column of Note. If the Peak Mode Measured value compliance with the Peak Limits and lower than AVG Limits, the EUT shall be deemed to meet both Peak & AVG Limits and then only Peak Mode was measured, but AVG Mode didn't perform. (above 1 GHz)
- i. For the actual test configuration, please refer to the related Item –EUT Test Photos.

The following table is the setting of the receiver:

Spectrum Parameters	Setting
Start ~ Stop Frequency	9 kHz~150 kHz for RBW 200 Hz
Start ~ Stop Frequency	0.15 MHz~30 MHz for RBW 9 kHz
Start ~ Stop Frequency	30 MHz~1000 MHz for RBW 100 kHz

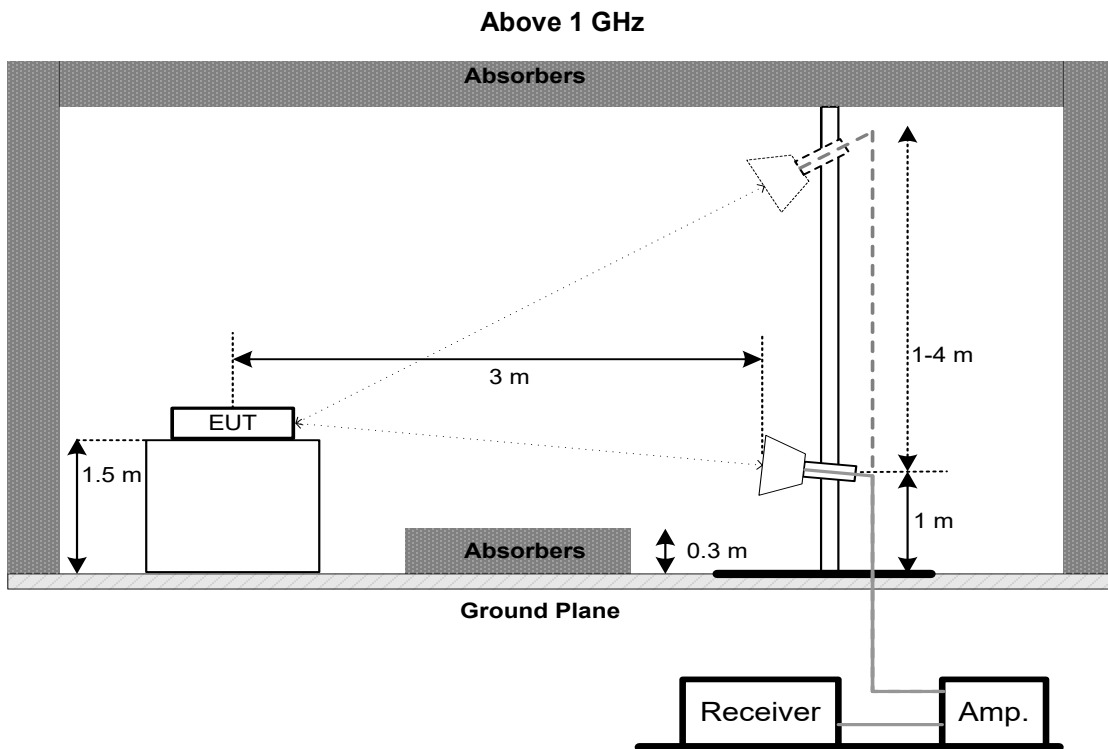
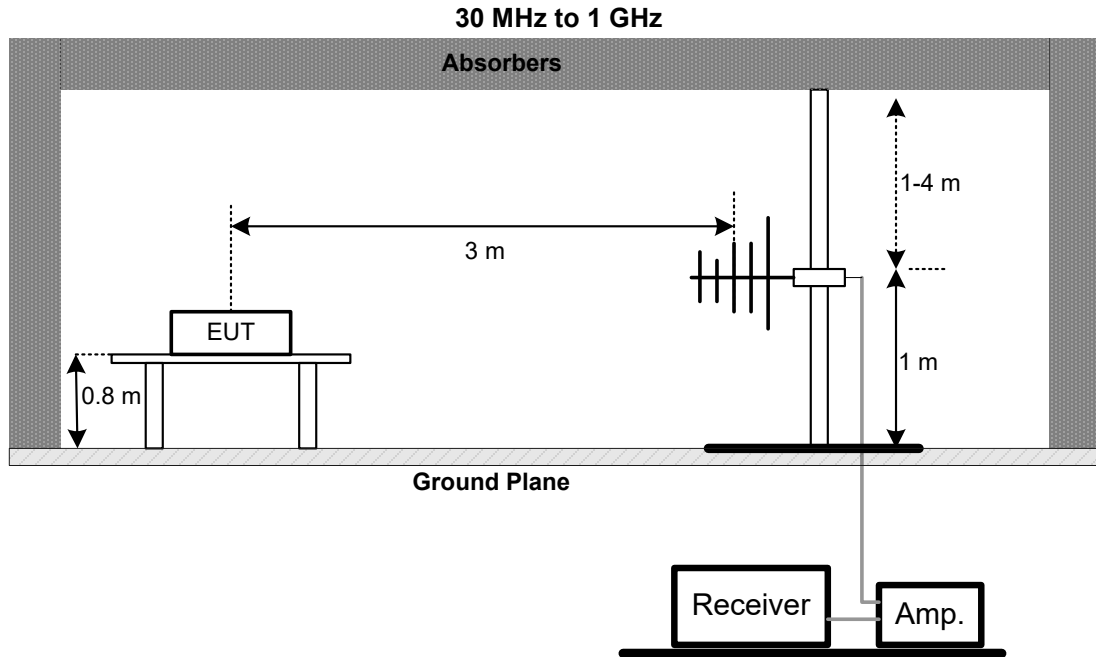
Spectrum Parameters	Setting
Start Frequency	1000 MHz
Stop Frequency	10th carrier harmonic or 40 GHz, whichever is lower
RBW / VBW (Emission in restricted band)	1 MHz / 3 MHz for PK value 1 MHz / 1/T Hz for AVG value

Receiver Parameters	Setting
Start ~ Stop Frequency	9 kHz~90 kHz for PK/AVG detector
Start ~ Stop Frequency	90 kHz~110 kHz for QP detector
Start ~ Stop Frequency	110 kHz~490 kHz for PK/AVG detector
Start ~ Stop Frequency	490 kHz~30 MHz for QP detector
Start ~ Stop Frequency	30 MHz~1000 MHz for QP detector
Start ~ Stop Frequency	1 GHz~40 GHz for PK/AVG detector

### 3.3 DEVIATION FROM TEST STANDARD

No deviation.

### 3.4 TEST SETUP



### **3.5 EUT OPERATION CONDITIONS**

The EUT tested system was configured as the statements of 3.5 unless otherwise a special operating condition is specified in the follows during the testing.

### **3.6 TEST RESULTS - 30 MHZ TO 1000 MHZ**

Please refer to the APPENDIX A.

### **3.7 TEST RESULTS - ABOVE 1000 MHZ**

Please refer to the APPENDIX B.

Remark:

- (1) No limit: This is fundamental signal, the judgment is not applicable.  
For fundamental signal judgment was referred to Peak output test.





#### 4. MEASUREMENT INSTRUMENTS LIST


Radiated Emissions - 30 MHz to 1 GHz					
Item	Kind of Equipment	Manufacturer	Type No.	Serial No.	Calibrated until
1	Antenna	Schwarzbeck	VULB9160	9160-3232	Mar. 15, 2022
2	Amplifier	HP	8447D	2944A08742	Feb. 28, 2022
3	Receiver	Agilent	N9038A	MY52130039	Jul. 25, 2021
4	Cable	emci	LMR-400(30MHz-1 GHz)(8m+5m)	N/A	May 20, 2022
5	Controller	CT	SC100	N/A	N/A
6	Controller	MF	MF-7802	MF780208416	N/A
7	Measurement Software	Farad	EZ-EMC Ver.NB-03A1-01	N/A	N/A
8	966 Chambe Room	RM	9*6*6m	N/A	Jul. 25, 2021

Radiated Emissions - Above 1 GHz					
Item	Kind of Equipment	Manufacturer	Type No.	Serial No.	Calibrated until
1	Double Ridged Guide Antenna	ETS	3115	75789	May 10, 2022
2	Broad-Band Horn Antenna	Schwarzbeck	BBHA 9170	9170319	Jul. 07, 2021
3	Amplifier	Agilent	8449B	3008A02584	Jul. 25, 2021
4	Microwave Preamplifier With Adaptor	EMC INSTRUMENT	EMC2654045	980039 & HA01	Feb. 28, 2022
5	Receiver	Agilent	N9038A	MY52130039	Jul. 25, 2021
6	Controller	CT	SC100	N/A	N/A
7	Controller	MF	MF-7802	MF780208416	N/A
8	Cable	N/A	EMC104-SM-SM-6000	N/A	Oct. 16, 2021
9	Measurement Software	Farad	EZ-EMC Ver.NB-03A1-01	N/A	N/A
10	Band Reject Filter	Micro-Tronics	BRC50705-01	10	Feb. 27, 2022
11	Band Reject Filter	Micro-Tronics	BRC50704-01	8	Feb. 27, 2022
12	Band Reject Filter	Micro-Tronics	BRC50703-01	7	Feb. 27, 2022
13	966 Chambe Room	RM	9*6*6m	N/A	Jul. 25, 2021

Remark: "N/A" denotes no model name, serial no. or calibration specified.

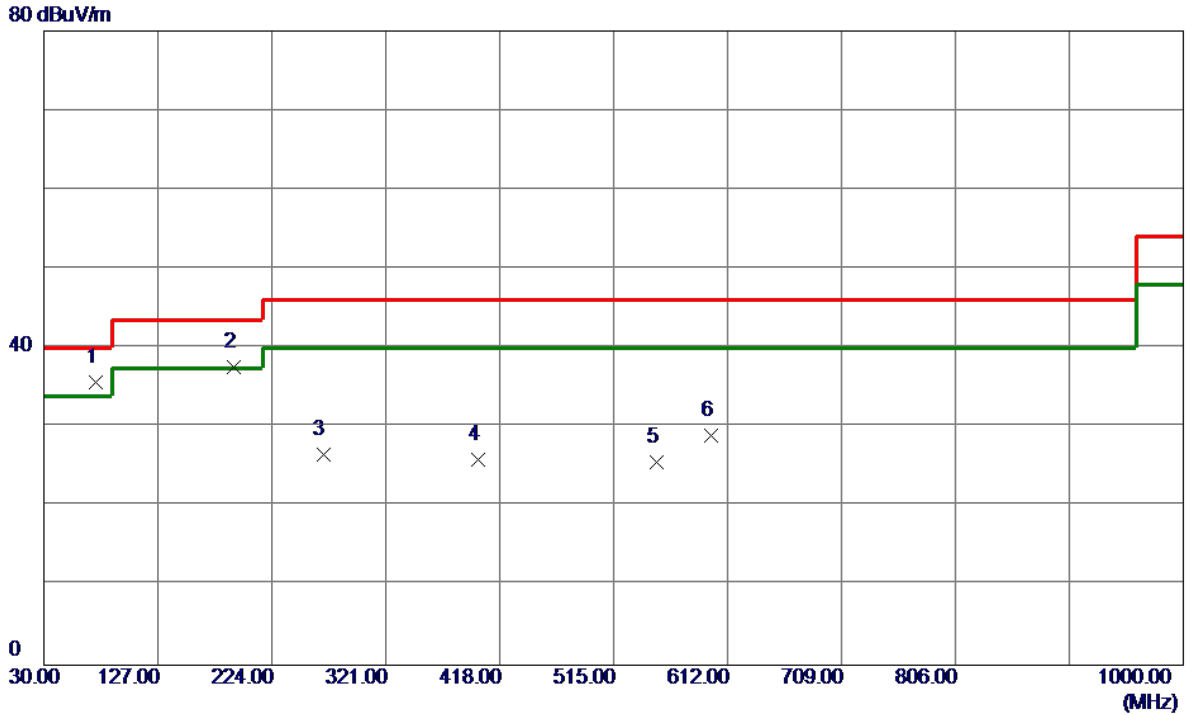
All calibration period of equipment list is one year.

**5. EUT TEST PHOTOS****Radiated Emissions Test Photos****30 MHz to 1000 MHz**

**Radiated Emissions Test Photos****Above 1 GHz**

**APPENDIX A - RADIATED EMISSION - 30 MHZ TO 1000 MHZ**

Test Mode	TX AC(VHT20) Mode Channel 36 (UNII-1)	Polarization	Vertical
-----------	---------------------------------------	--------------	----------



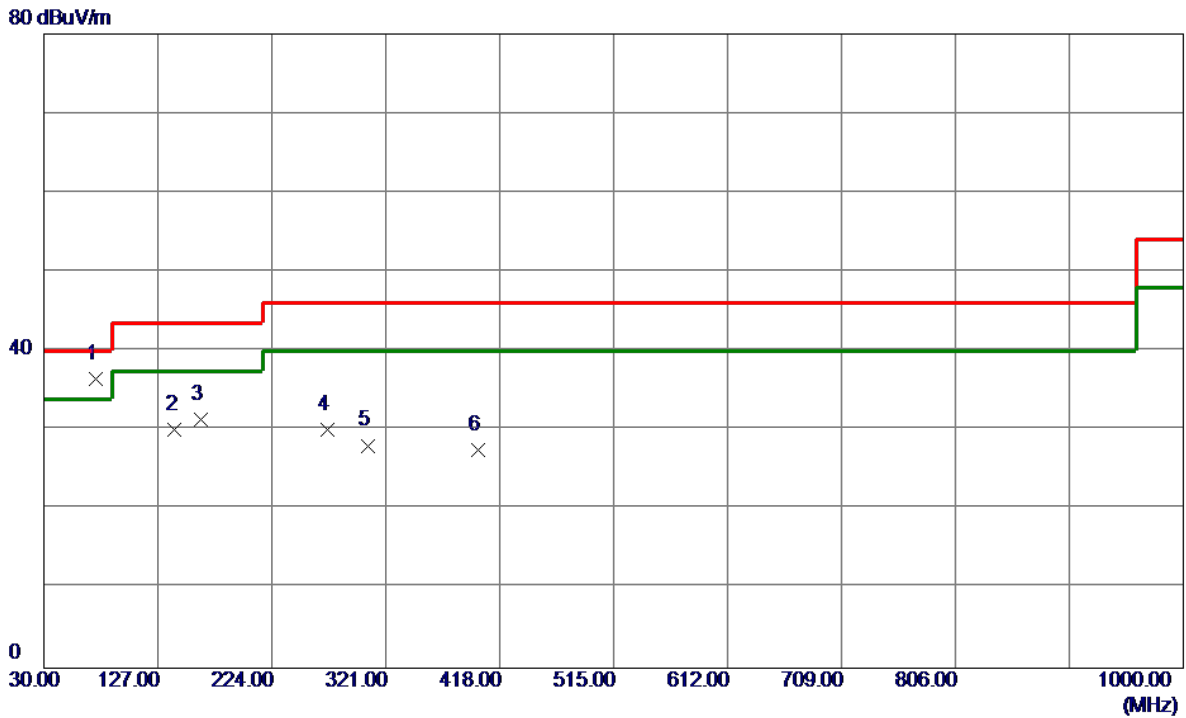
No.	Freq. MHz	Reading Level dBuV/m	Correct Factor dB	Measure ment dBuV/m	Limit dBuV/m	Margin dB	Detector	Comment
1 *	74.6200	52.92	-17.24	35.68	40.00	-4.32	QP	
2	191.9900	52.61	-15.03	37.58	43.50	-5.92	Peak	
3	267.6500	38.83	-12.26	26.57	46.00	-19.43	Peak	
4	399.5700	34.73	-8.79	25.94	46.00	-20.06	Peak	
5	551.8600	31.46	-5.85	25.61	46.00	-20.39	Peak	
6	598.4200	33.50	-4.59	28.91	46.00	-17.09	Peak	

**REMARKS:**

- (1) Measurement Value = Reading Level + Correct Factor.
- (2) Margin Level = Measurement Value - Limit Value.



Test Mode	TX AC(VHT20) Mode Channel 36 (UNII-1)	Polarization	Horizontal
-----------	---------------------------------------	--------------	------------



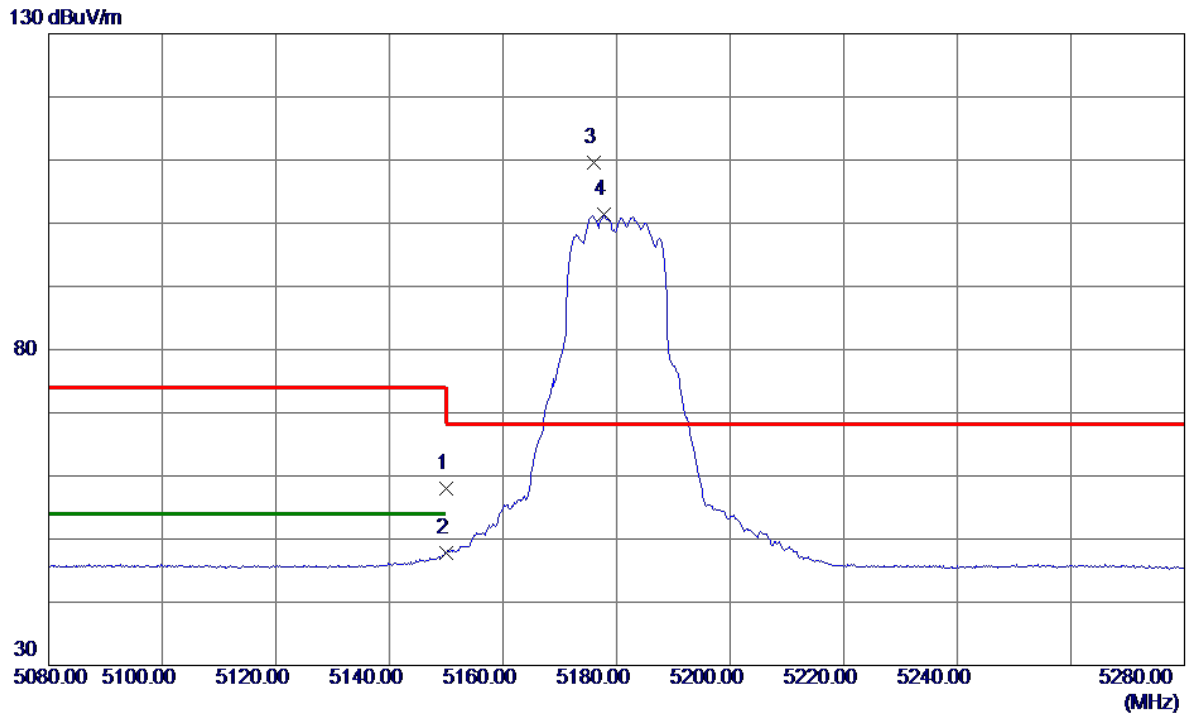
No.	Freq. MHz	Reading Level dBuV/m	Correct Factor dB	Measure ment dBuV/m	Limit dBuV/m	Margin dB	Detector	Comment
1 *	74.6200	53.66	-17.24	36.42	40.00	-3.58	Peak	
2	141.5500	42.89	-12.84	30.05	43.50	-13.45	Peak	
3	163.8600	43.77	-12.45	31.32	43.50	-12.18	Peak	
4	271.5300	42.15	-12.08	30.07	46.00	-15.93	Peak	
5	305.4800	38.87	-10.79	28.08	46.00	-17.92	Peak	
6	399.5700	36.34	-8.79	27.55	46.00	-18.45	Peak	

**REMARKS:**

- (1) Measurement Value = Reading Level + Correct Factor.
- (2) Margin Level = Measurement Value - Limit Value.

**APPENDIX B - RADIATED EMISSION - ABOVE 1000 MHZ**

Test Mode	UNII-1_TX A Mode 5180 MHz	Polarization	Vertical
-----------	---------------------------	--------------	----------



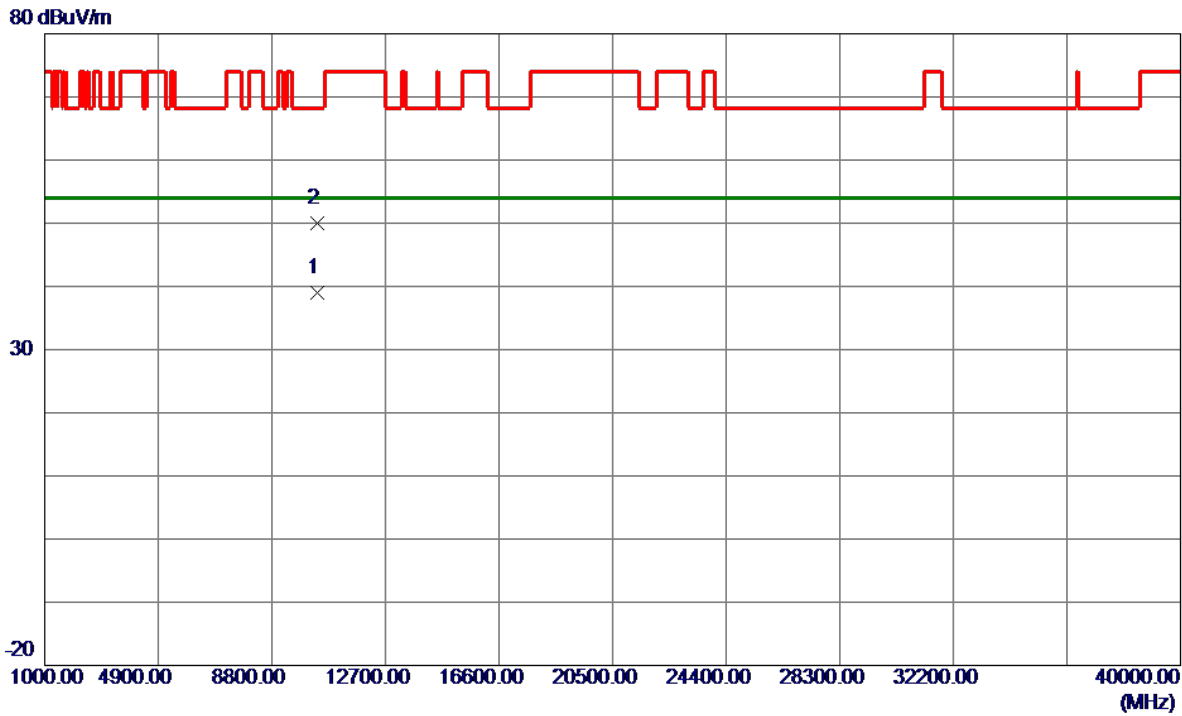
No.	Freq. MHz	Reading Level dBuV/m	Correct Factor dB	Measure ment dBuV/m	Limit dBuV/m	Margin dB	Detector	Comment
1	5150.0000	41.67	16.28	57.95	74.00	-16.05	Peak	
2	5150.0000	31.57	16.28	47.85	54.00	-6.15	AVG	
3 *	5176.0000	93.33	16.31	109.64	68.20	41.44	Peak	No Limit
4	5177.8000	85.00	16.31	101.31	999.00	-897.69	AVG	No Limit

**REMARKS:**

- (1) Measurement Value = Reading Level + Correct Factor.
- (2) Margin Level = Measurement Value - Limit Value.



Test Mode	UNII-1_TX A Mode 5180 MHz	Polarization	Vertical
-----------	---------------------------	--------------	----------

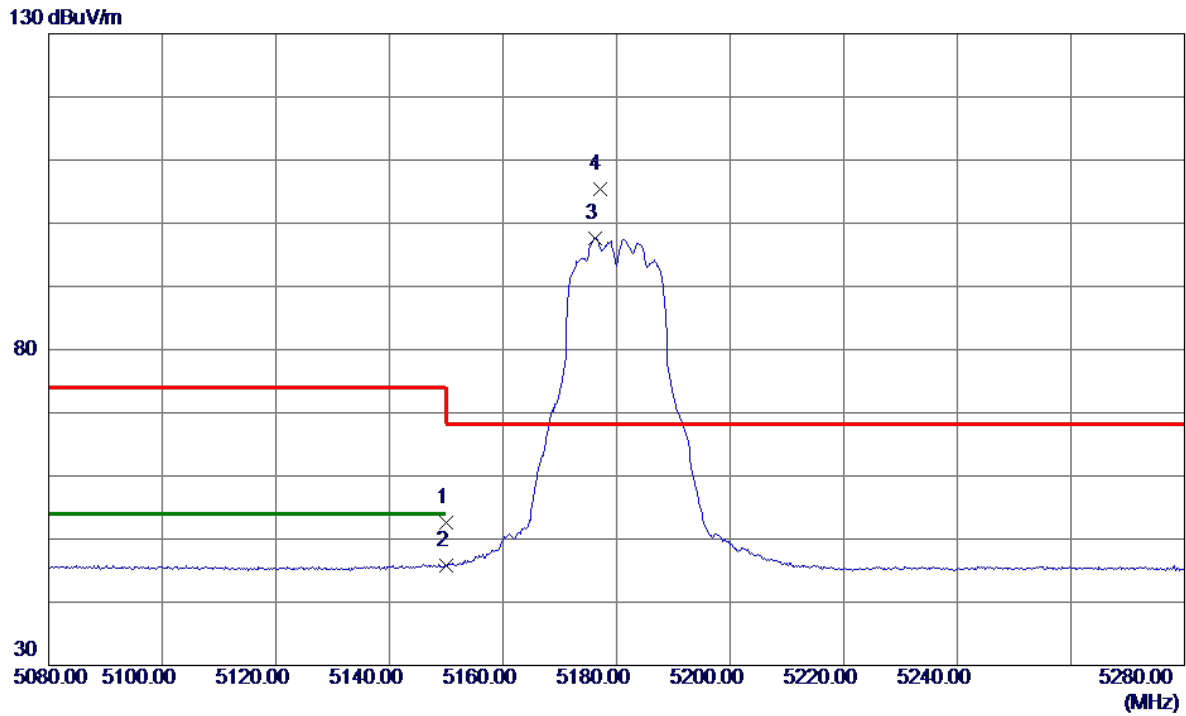


No.	Freq. MHz	Reading Level dBuV/m	Correct Factor dB	Measure ment dBuV/m	Limit dBuV/m	Margin dB	Detector	Comment
1 *	10355.9600	26.74	12.28	39.02	54.00	-14.98	AVG	
2	10361.9900	37.68	12.29	49.97	68.20	-18.23	Peak	

**REMARKS:**

- (1) Measurement Value = Reading Level + Correct Factor.
- (2) Margin Level = Measurement Value - Limit Value.

Test Mode	UNII-1_TX A Mode 5180 MHz	Polarization	Horizontal
-----------	---------------------------	--------------	------------

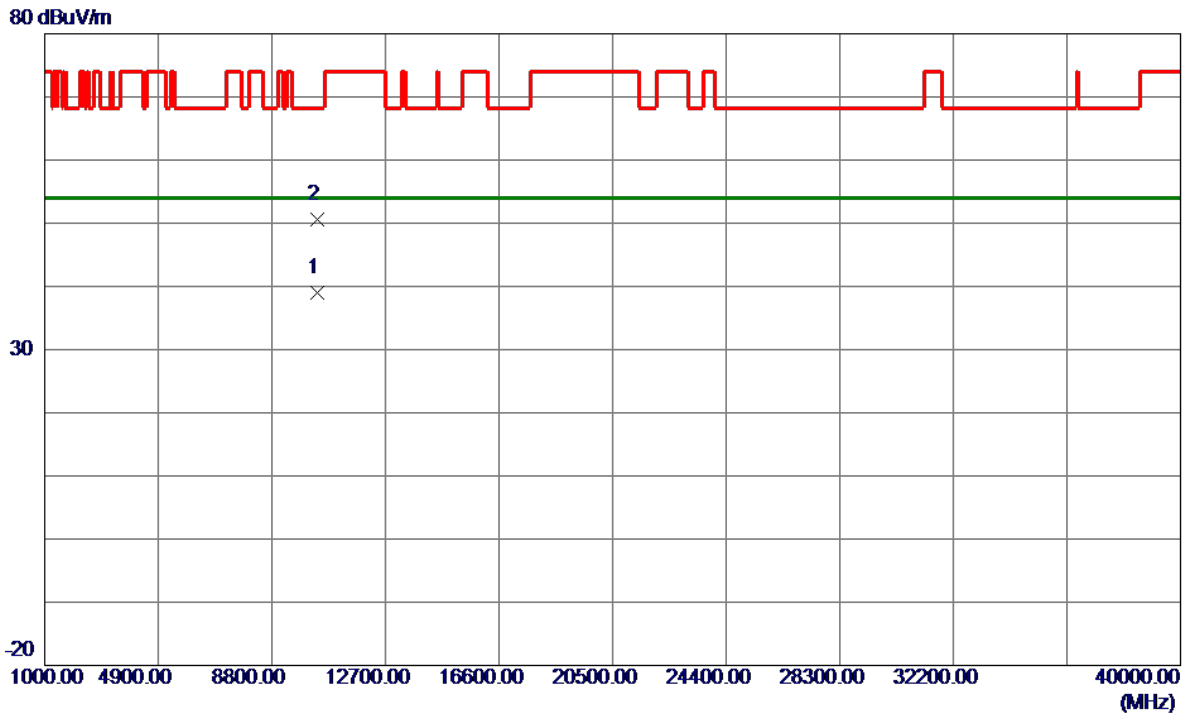


No.	Freq. MHz	Reading Level dBuV/m	Correct Factor dB	Measure ment dBuV/m	Limit dBuV/m	Margin dB	Detector	Comment
1	5150.0000	36.32	16.28	52.60	74.00	-21.40	Peak	
2	5150.0000	29.54	16.28	45.82	54.00	-8.18	AVG	
3	5176.2000	81.28	16.31	97.59	999.00	-901.41	AVG	No Limit
4 *	5177.0000	89.11	16.31	105.42	68.20	37.22	Peak	No Limit

**REMARKS:**

- (1) Measurement Value = Reading Level + Correct Factor.
- (2) Margin Level = Measurement Value - Limit Value.

Test Mode	UNII-1_TX A Mode 5180 MHz	Polarization	Horizontal
-----------	---------------------------	--------------	------------

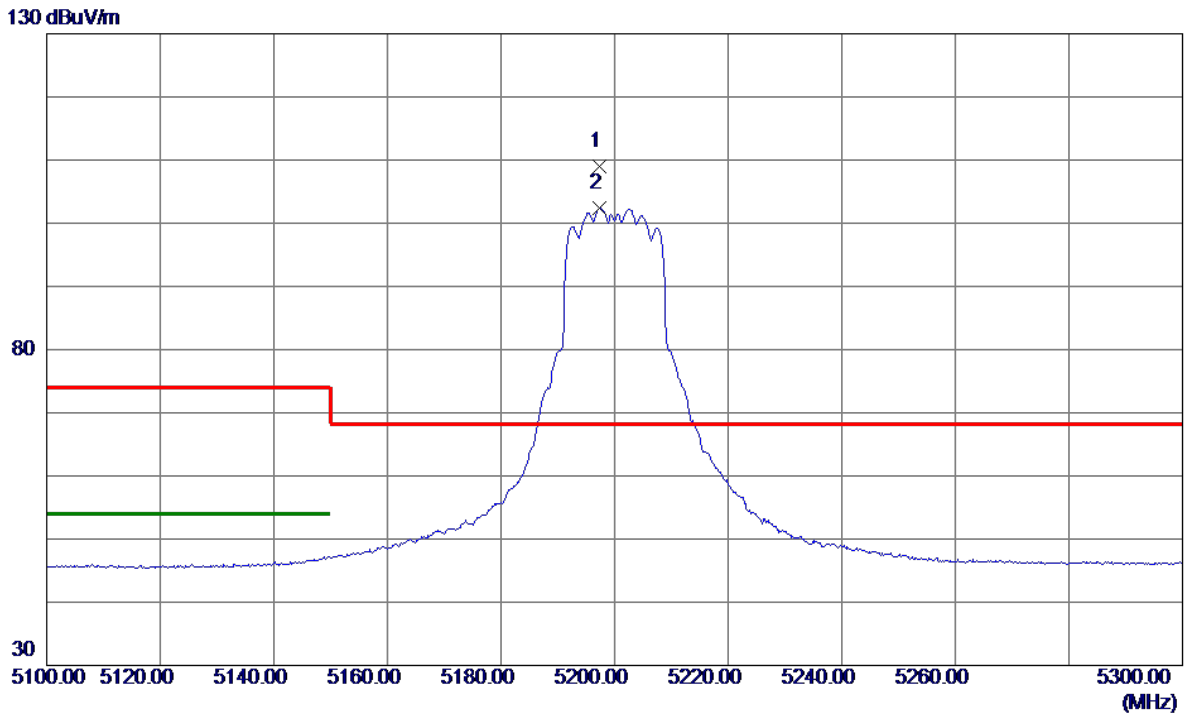


No.	Freq. MHz	Reading Level dBuV/m	Correct Factor dB	Measure ment dBuV/m	Limit dBuV/m	Margin dB	Detector	Comment
1 *	10356.5400	26.74	12.28	39.02	54.00	-14.98	AVG	
2	10357.0100	38.28	12.28	50.56	68.20	-17.64	Peak	

**REMARKS:**

- (1) Measurement Value = Reading Level + Correct Factor.
- (2) Margin Level = Measurement Value - Limit Value.

Test Mode	UNII-1_TX A Mode 5200 MHz	Polarization	Vertical
-----------	---------------------------	--------------	----------

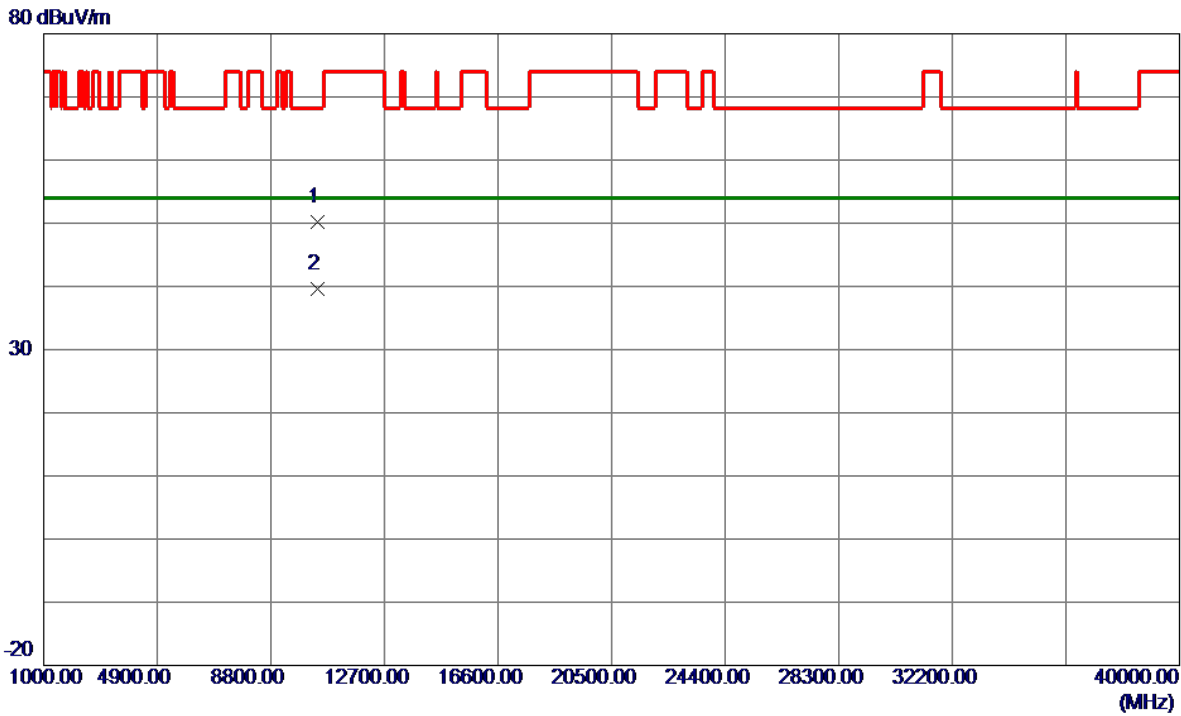


No.	Freq. MHz	Reading Level dBuV/m	Correct Factor dB	Measure ment dBuV/m	Limit dBuV/m	Margin dB	Detector	Comment
1 *	5197.4000	92.66	16.34	109.00	68.20	40.80	Peak	No Limit
2	5197.4000	86.07	16.34	102.41	999.00	-896.59	AVG	No Limit

**REMARKS:**

- (1) Measurement Value = Reading Level + Correct Factor.
- (2) Margin Level = Measurement Value - Limit Value.

Test Mode	UNII-1_TX A Mode 5200 MHz	Polarization	Vertical
-----------	---------------------------	--------------	----------

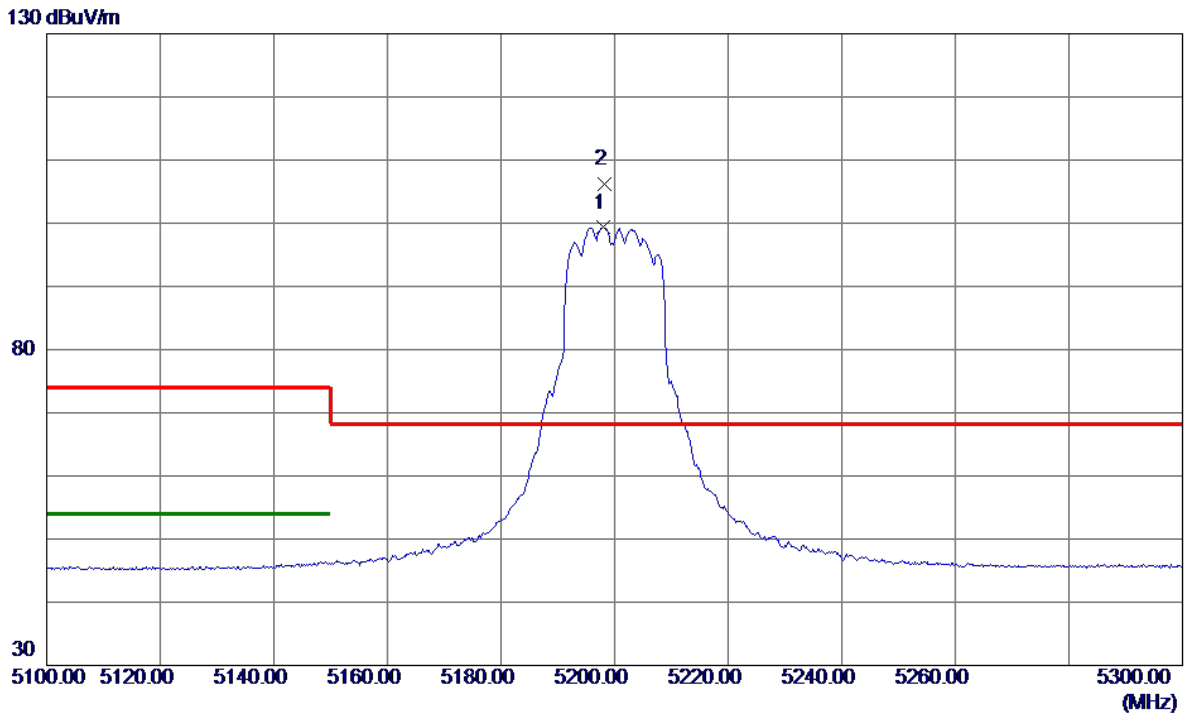


No.	Freq. MHz	Reading Level dBuV/m	Correct Factor dB	Measure ment dBuV/m	Limit dBuV/m	Margin dB	Detector	Comment
1	10397.2200	37.95	12.31	50.26	68.20	-17.94	Peak	
2 *	10401.3000	27.31	12.31	39.62	54.00	-14.38	AVG	

REMARKS:

- (1) Measurement Value = Reading Level + Correct Factor.
- (2) Margin Level = Measurement Value - Limit Value.

Test Mode	UNII-1_TX A Mode 5200 MHz	Polarization	Horizontal
-----------	---------------------------	--------------	------------

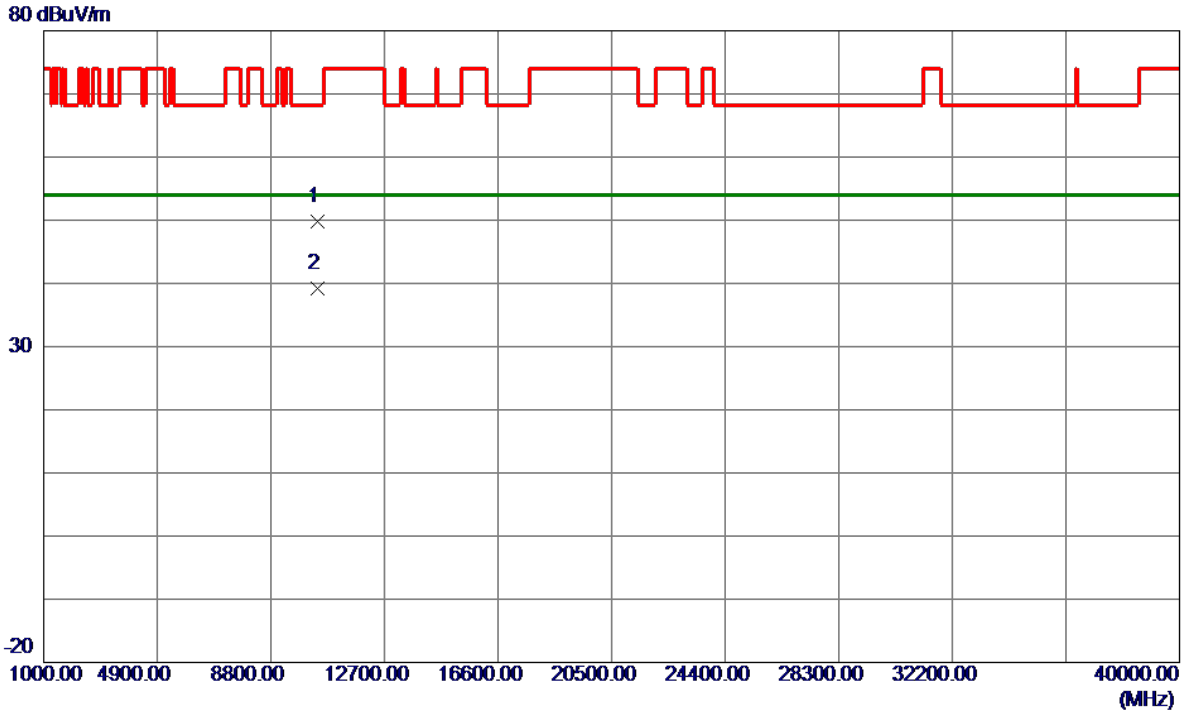


No.	Freq. MHz	Reading Level dBuV/m	Correct Factor dB	Measure ment dBuV/m	Limit dBuV/m	Margin dB	Detector	Comment
1	5198.0000	82.96	16.34	99.30	999.00	-899.70	AVG	No Limit
2 *	5198.2000	89.85	16.34	106.19	68.20	37.99	Peak	No Limit

**REMARKS:**

- (1) Measurement Value = Reading Level + Correct Factor.
- (2) Margin Level = Measurement Value - Limit Value.

Test Mode	UNII-1_TX A Mode 5200 MHz	Polarization	Horizontal
-----------	---------------------------	--------------	------------

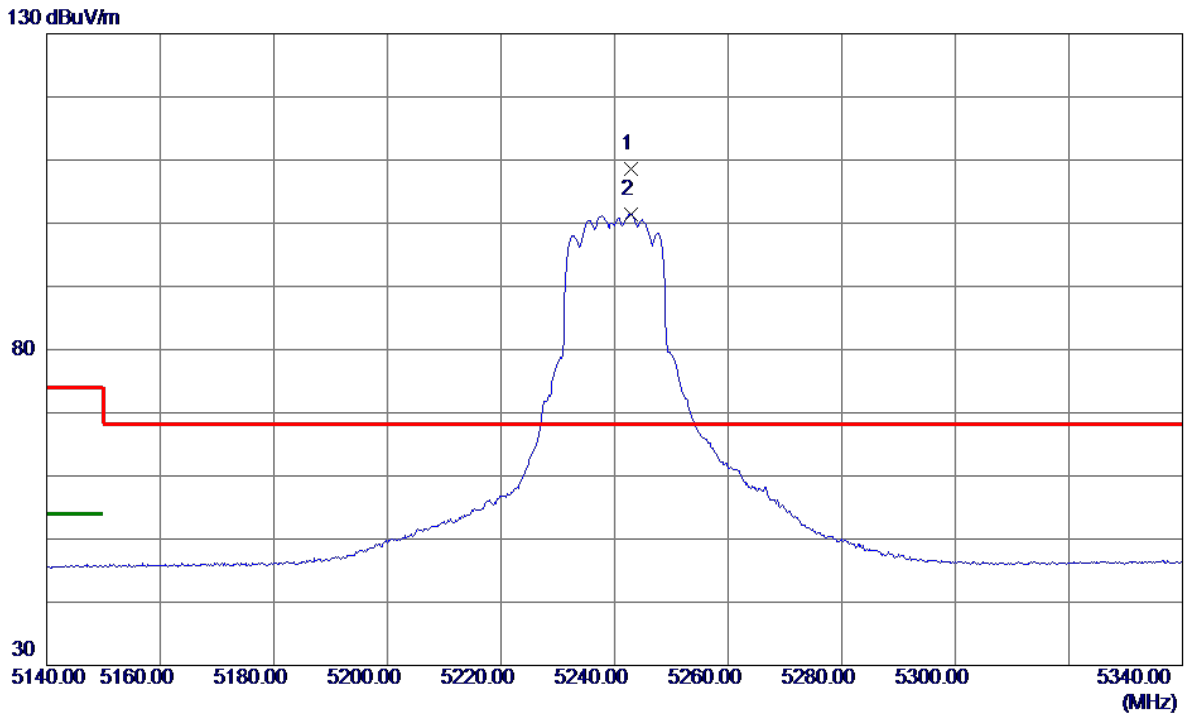


No.	Freq. MHz	Reading Level dBuV/m	Correct Factor dB	Measure ment dBuV/m	Limit dBuV/m	Margin dB	Detector	Comment
1	10403.8099	37.43	12.31	49.74	68.20	-18.46	Peak	
2 *	10404.3500	26.94	12.31	39.25	54.00	-14.75	AVG	

REMARKS:

- (1) Measurement Value = Reading Level + Correct Factor.
- (2) Margin Level = Measurement Value - Limit Value.

Test Mode	UNII-1_TX A Mode 5240 MHz	Polarization	Vertical
-----------	---------------------------	--------------	----------



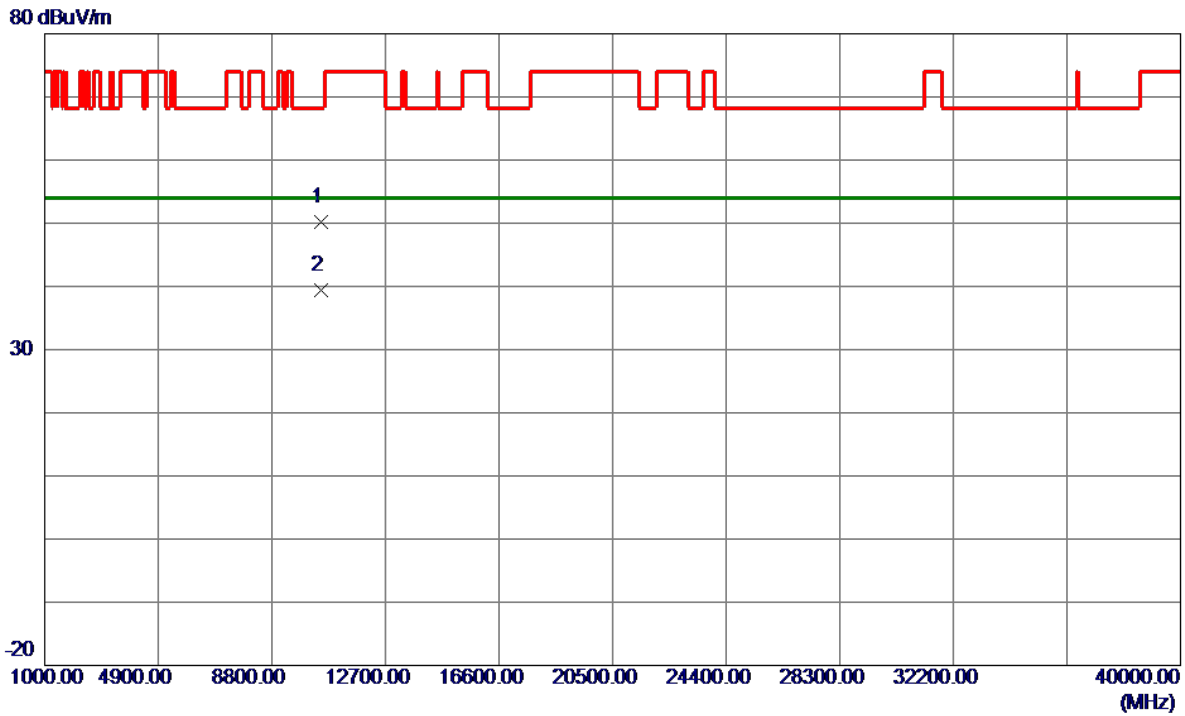
No.	Freq. MHz	Reading Level dBuV/m	Correct Factor dB	Measure ment dBuV/m	Limit dBuV/m	Margin dB	Detector	Comment
1 *	5242.8000	92.16	16.38	108.54	68.20	40.34	Peak	No Limit
2	5242.8000	85.11	16.38	101.49	999.00	-897.51	AVG	No Limit

**REMARKS:**

- (1) Measurement Value = Reading Level + Correct Factor.
- (2) Margin Level = Measurement Value - Limit Value.



Test Mode	UNII-1_TX A Mode 5240 MHz	Polarization	Vertical
-----------	---------------------------	--------------	----------

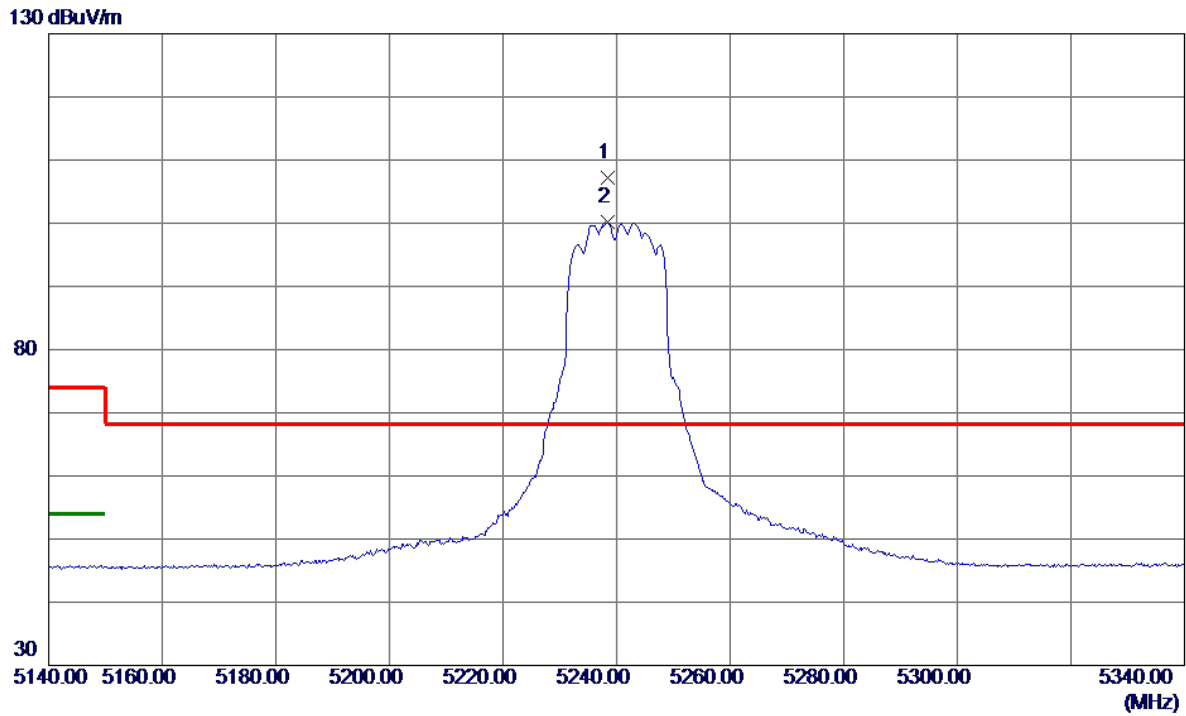


No.	Freq. MHz	Reading Level dBuV/m	Correct Factor dB	Measure ment dBuV/m	Limit dBuV/m	Margin dB	Detector	Comment
1	10477.1200	37.83	12.36	50.19	68.20	-18.01	Peak	
2 *	10478.2400	27.11	12.36	39.47	54.00	-14.53	AVG	

REMARKS:

- (1) Measurement Value = Reading Level + Correct Factor.
- (2) Margin Level = Measurement Value - Limit Value.

Test Mode	UNII-1_TX A Mode 5240 MHz	Polarization	Horizontal
-----------	---------------------------	--------------	------------

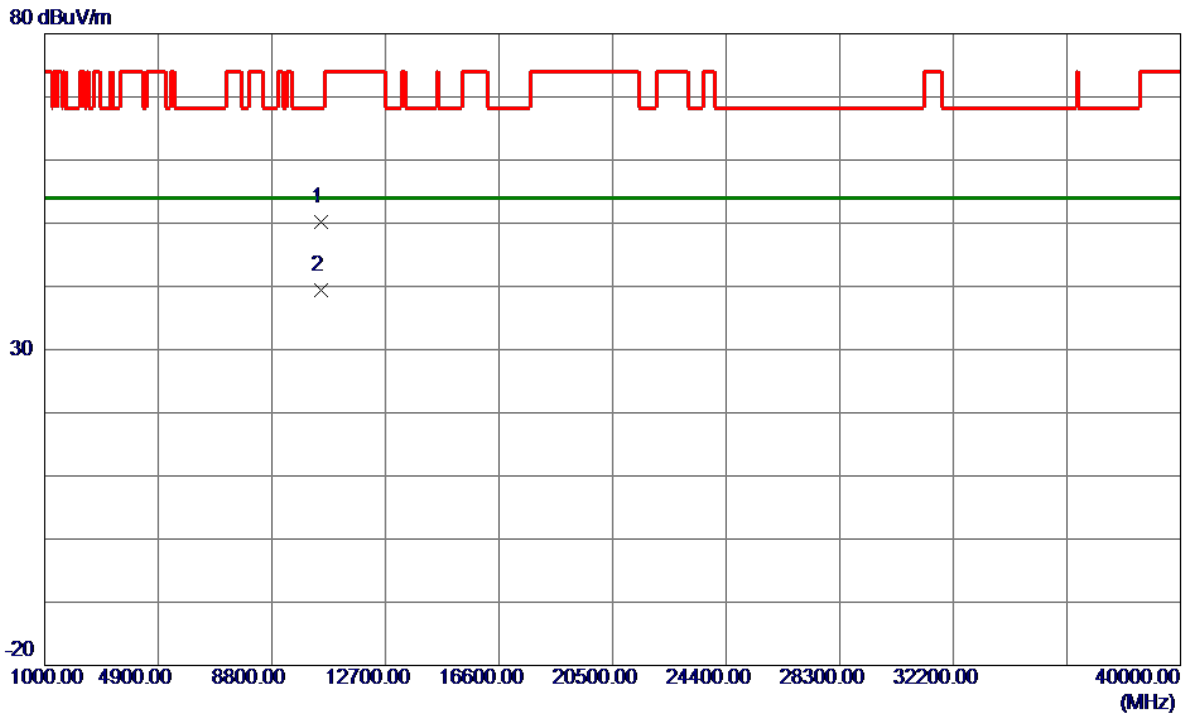


No.	Freq. MHz	Reading Level dBuV/m	Correct Factor dB	Measure ment dBuV/m	Limit dBuV/m	Margin dB	Detector	Comment
1 *	5238.4000	90.79	16.38	107.17	68.20	38.97	Peak	No Limit
2	5238.4000	83.81	16.38	100.19	999.00	-898.81	AVG	No Limit

**REMARKS:**

- (1) Measurement Value = Reading Level + Correct Factor.
- (2) Margin Level = Measurement Value - Limit Value.

Test Mode	UNII-1_TX A Mode 5240 MHz	Polarization	Horizontal
-----------	---------------------------	--------------	------------

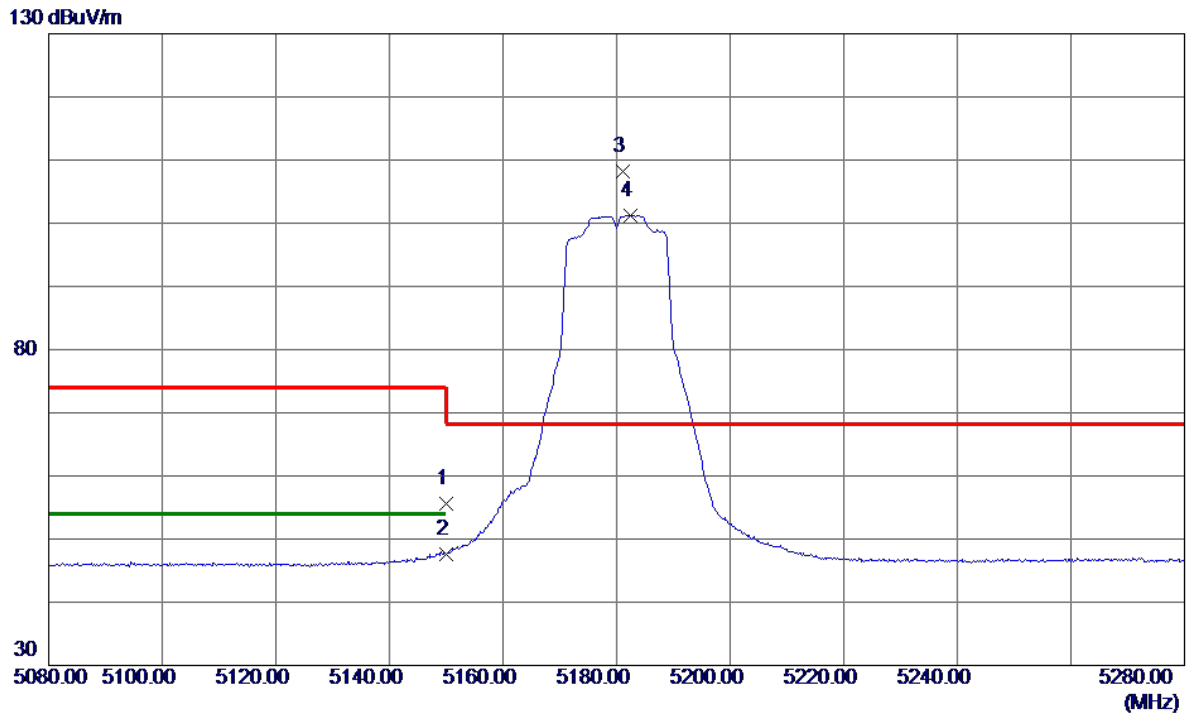


No.	Freq. MHz	Reading Level dBuV/m	Correct Factor dB	Measure ment dBuV/m	Limit dBuV/m	Margin dB	Detector	Comment
1	10478.2400	37.80	12.36	50.16	68.20	-18.04	Peak	
2 *	10478.6900	26.96	12.36	39.32	54.00	-14.68	AVG	

**REMARKS:**

- (1) Measurement Value = Reading Level + Correct Factor.
- (2) Margin Level = Measurement Value - Limit Value.

Test Mode	UNII-1_TX AC(VHT20) Mode 5180 MHz	Polarization	Vertical
-----------	-----------------------------------	--------------	----------

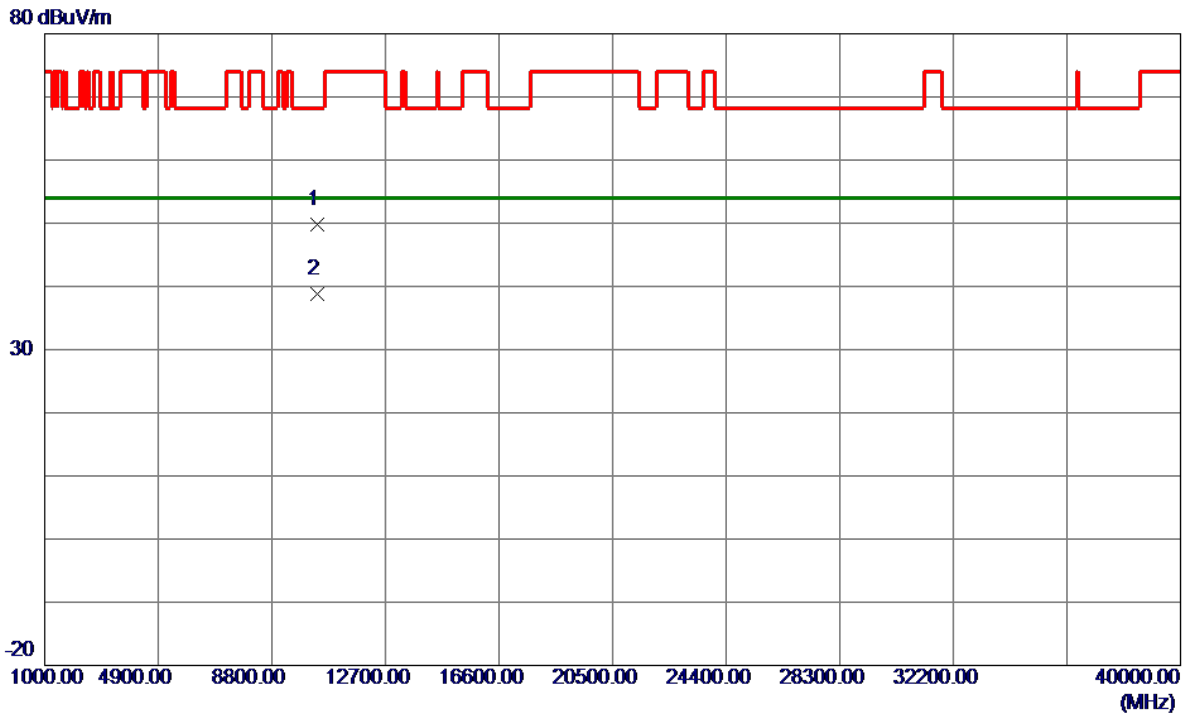


No.	Freq. MHz	Reading Level dBuV/m	Correct Factor dB	Measure ment dBuV/m	Limit dBuV/m	Margin dB	Detector	Comment
1	5150.0000	39.30	16.28	55.58	74.00	-18.42	Peak	
2	5150.0000	31.35	16.28	47.63	54.00	-6.37	AVG	
3 *	5181.2000	91.97	16.32	108.29	68.20	40.09	Peak	No Limit
4	5182.4000	84.97	16.32	101.29	999.00	-897.71	AVG	No Limit

**REMARKS:**

- (1) Measurement Value = Reading Level + Correct Factor.
- (2) Margin Level = Measurement Value - Limit Value.

Test Mode	UNII-1_TX AC(VHT20) Mode 5180 MHz	Polarization	Vertical
-----------	-----------------------------------	--------------	----------

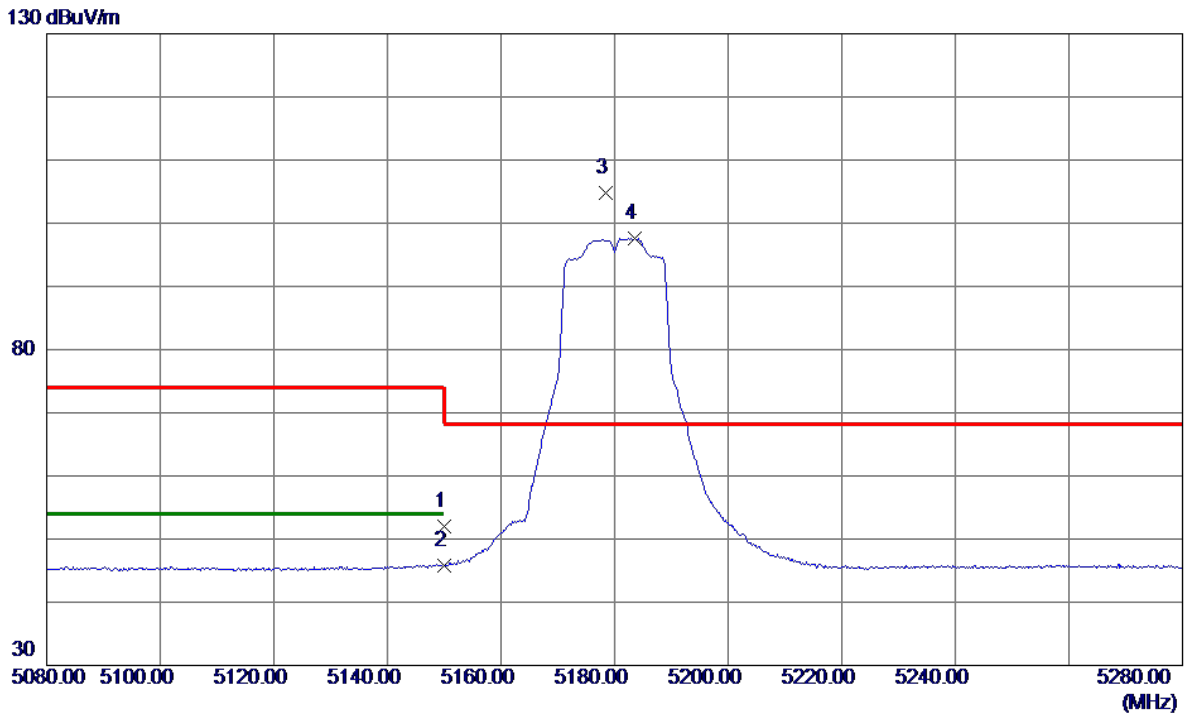


No.	Freq. MHz	Reading Level dBuV/m	Correct Factor dB	Measure ment dBuV/m	Limit dBuV/m	Margin dB	Detector	Comment
1	10356.4600	37.54	12.28	49.82	68.20	-18.38	Peak	
2 *	10364.9300	26.59	12.29	38.88	54.00	-15.12	AVG	

**REMARKS:**

- (1) Measurement Value = Reading Level + Correct Factor.
- (2) Margin Level = Measurement Value - Limit Value.

Test Mode	UNII-1_TX AC(VHT20) Mode 5180 MHz	Polarization	Horizontal
-----------	-----------------------------------	--------------	------------

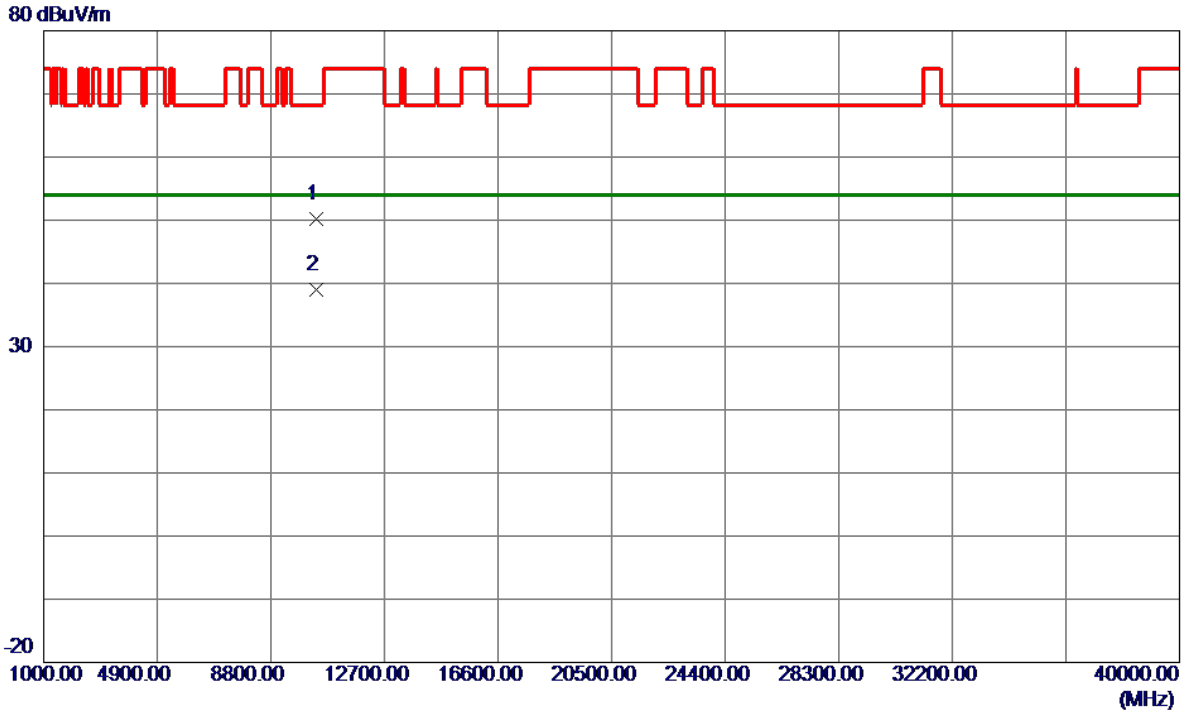


No.	Freq. MHz	Reading Level dBuV/m	Correct Factor dB	Measure ment dBuV/m	Limit dBuV/m	Margin dB	Detector	Comment
1	5150.0000	35.76	16.28	52.04	74.00	-21.96	Peak	
2	5150.0000	29.43	16.28	45.71	54.00	-8.29	AVG	
3 *	5178.4000	88.43	16.31	104.74	68.20	36.54	Peak	No Limit
4	5183.6000	81.26	16.32	97.58	999.00	-901.42	AVG	No Limit

REMARKS:

- (1) Measurement Value = Reading Level + Correct Factor.
- (2) Margin Level = Measurement Value - Limit Value.

Test Mode	UNII-1_TX AC(VHT20) Mode 5180 MHz	Polarization	Horizontal
-----------	-----------------------------------	--------------	------------

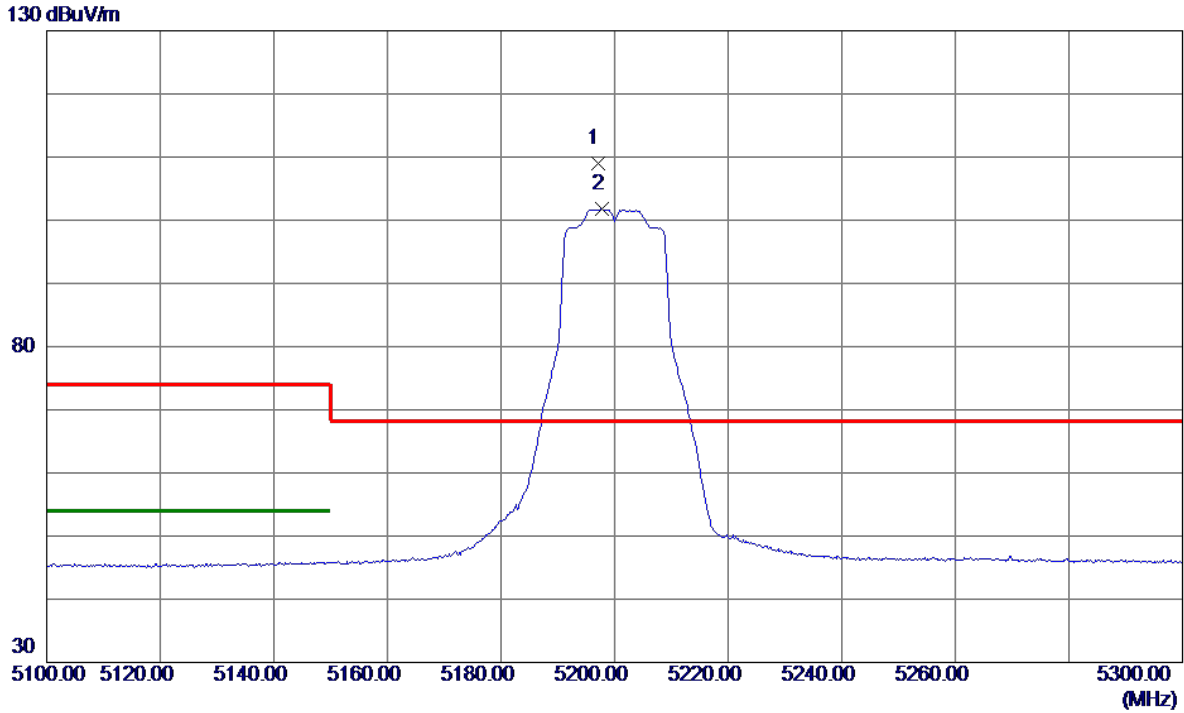


No.	Freq. MHz	Reading Level dBuV/m	Correct Factor dB	Measure ment dBuV/m	Limit dBuV/m	Margin dB	Detector	Comment
1	10359.1800	37.90	12.29	50.19	68.20	-18.01	Peak	
2 *	10360.3400	26.62	12.29	38.91	54.00	-15.09	AVG	

REMARKS:

- (1) Measurement Value = Reading Level + Correct Factor.
- (2) Margin Level = Measurement Value - Limit Value.

Test Mode	UNII-1_TX AC(VHT20) Mode 5200 MHz	Polarization	Vertical
-----------	-----------------------------------	--------------	----------



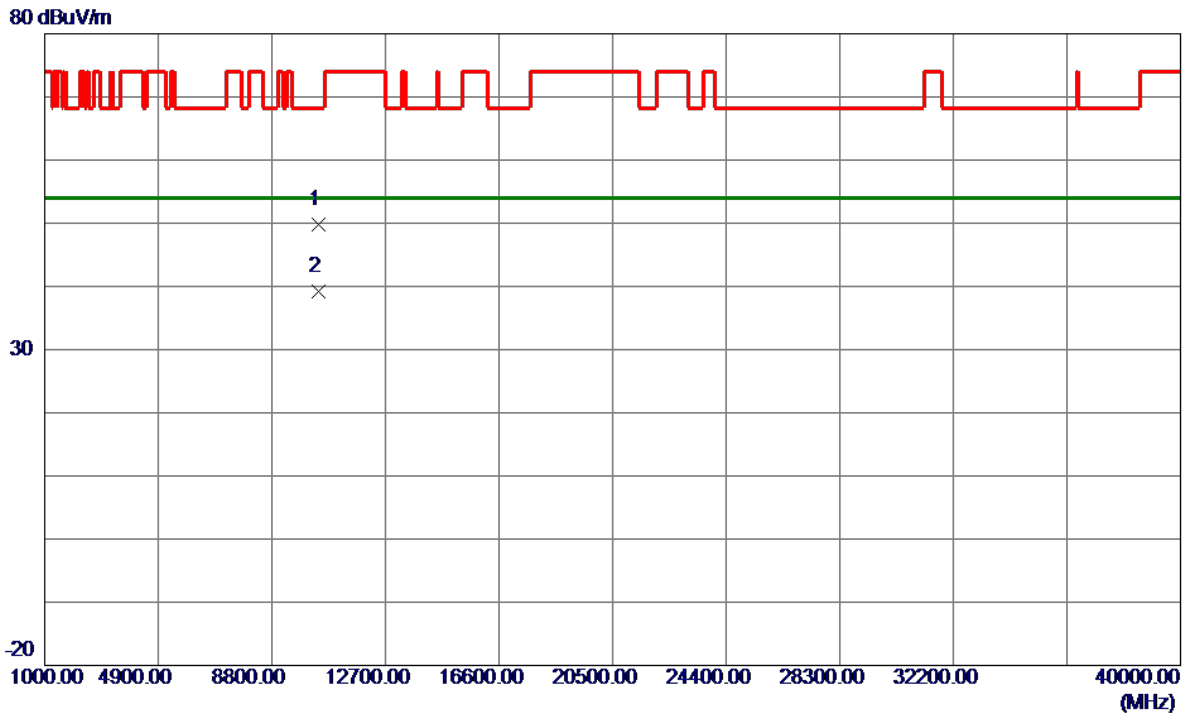
No.	Freq. MHz	Reading Level dBuV/m	Correct Factor dB	Measure ment dBuV/m	Limit dBuV/m	Margin dB	Detector	Comment
1 *	5197.0000	92.73	16.33	109.06	68.20	40.86	Peak	No Limit
2	5197.8000	85.40	16.34	101.74	999.00	-897.26	AVG	No Limit

**REMARKS:**

- (1) Measurement Value = Reading Level + Correct Factor.
- (2) Margin Level = Measurement Value - Limit Value.



Test Mode	UNII-1_TX AC(VHT20) Mode 5200 MHz	Polarization	Vertical
-----------	-----------------------------------	--------------	----------

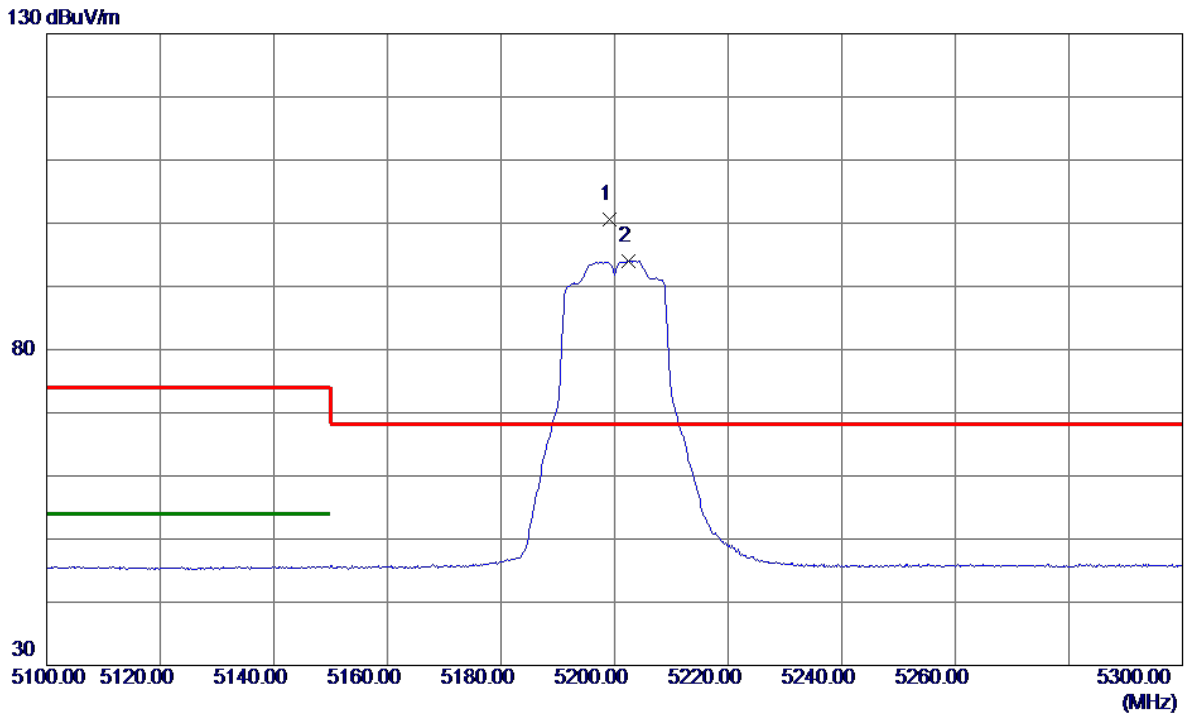


No.	Freq. MHz	Reading Level dBuV/m	Correct Factor dB	Measure ment dBuV/m	Limit dBuV/m	Margin dB	Detector	Comment
1	10398.5900	37.44	12.31	49.75	68.20	-18.45	Peak	
2 *	10401.8000	26.85	12.31	39.16	54.00	-14.84	AVG	

**REMARKS:**

- (1) Measurement Value = Reading Level + Correct Factor.
- (2) Margin Level = Measurement Value - Limit Value.

Test Mode	UNII-1_TX AC(VHT20) Mode 5200 MHz	Polarization	Horizontal
-----------	-----------------------------------	--------------	------------

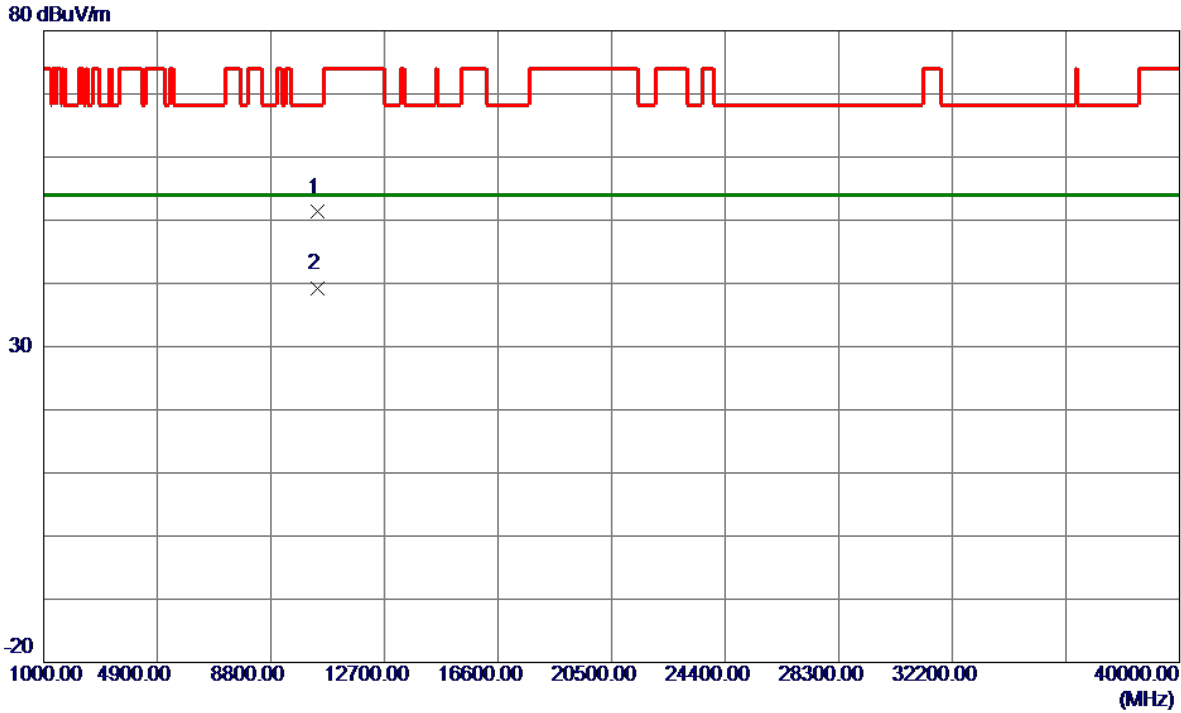


No.	Freq. MHz	Reading Level dBuV/m	Correct Factor dB	Measure ment dBuV/m	Limit dBuV/m	Margin dB	Detector	Comment
1 *	5199.2000	84.18	16.34	100.52	68.20	32.32	Peak	No Limit
2	5202.4000	77.73	16.34	94.07	999.00	-904.93	AVG	No Limit

**REMARKS:**

- (1) Measurement Value = Reading Level + Correct Factor.
- (2) Margin Level = Measurement Value - Limit Value.

Test Mode	UNII-1_TX AC(VHT20) Mode 5200 MHz	Polarization	Horizontal
-----------	-----------------------------------	--------------	------------

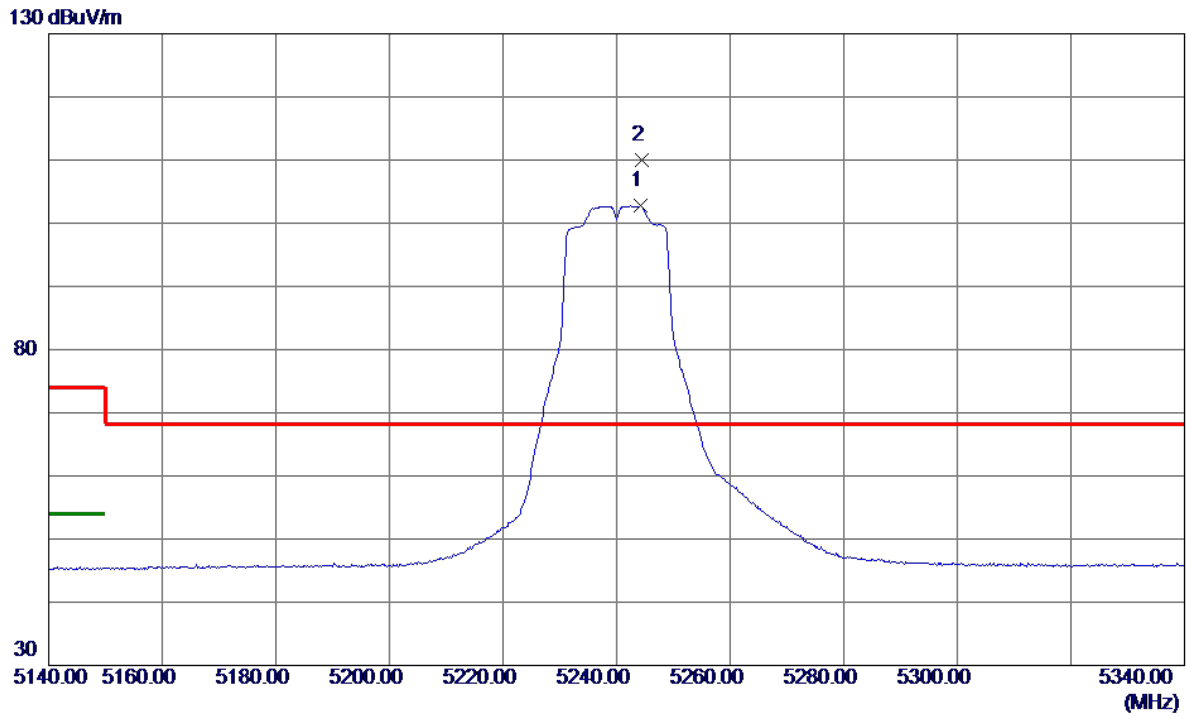


No.	Freq. MHz	Reading Level dBuV/m	Correct Factor dB	Measure ment dBuV/m	Limit dBuV/m	Margin dB	Detector	Comment
1	10400.0000	38.99	12.31	51.30	68.20	-16.90	Peak	
2 *	10400.0000	26.93	12.31	39.24	54.00	-14.76	AVG	

REMARKS:

- (1) Measurement Value = Reading Level + Correct Factor.
- (2) Margin Level = Measurement Value - Limit Value.

Test Mode	UNII-1_TX AC(VHT20) Mode 5240 MHz	Polarization	Vertical
-----------	-----------------------------------	--------------	----------

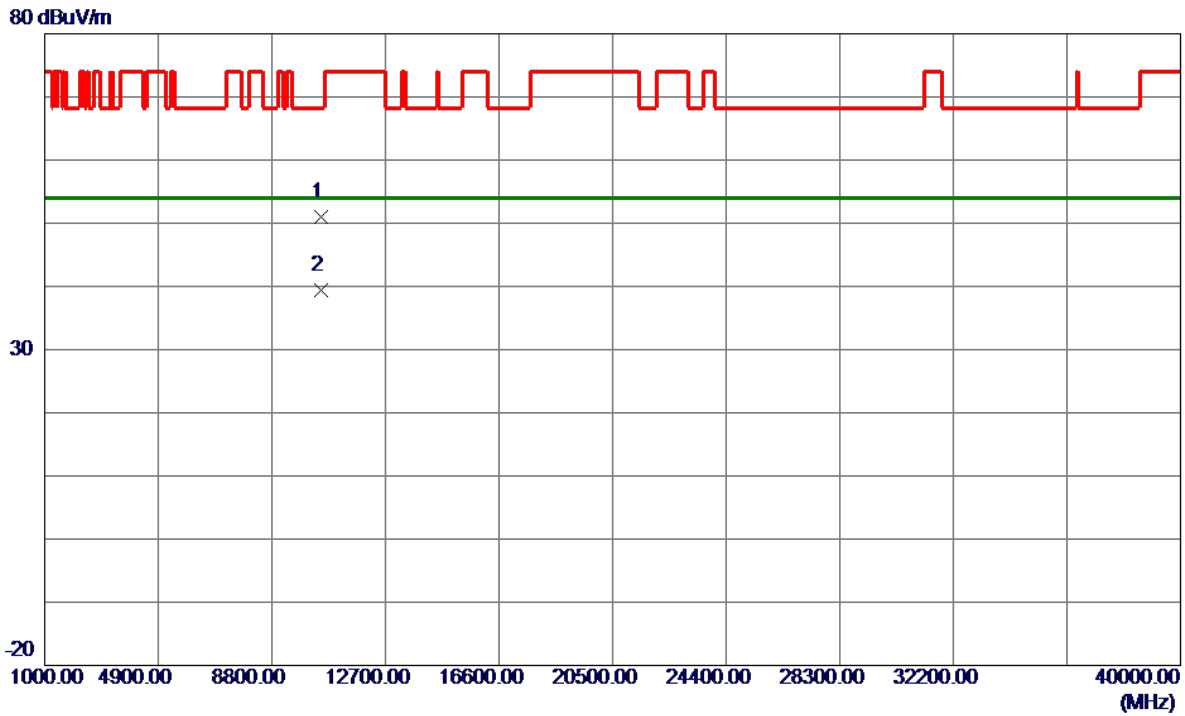


No.	Freq. MHz	Reading Level dBuV/m	Correct Factor dB	Measure ment dBuV/m	Limit dBuV/m	Margin dB	Detector	Comment
1	5244.2000	86.33	16.39	102.72	999.00	-896.28	AVG	No Limit
2 *	5244.4000	93.55	16.39	109.94	68.20	41.74	Peak	No Limit

**REMARKS:**

- (1) Measurement Value = Reading Level + Correct Factor.
- (2) Margin Level = Measurement Value - Limit Value.

Test Mode	UNII-1_TX AC(VHT20) Mode 5240 MHz	Polarization	Vertical
-----------	-----------------------------------	--------------	----------

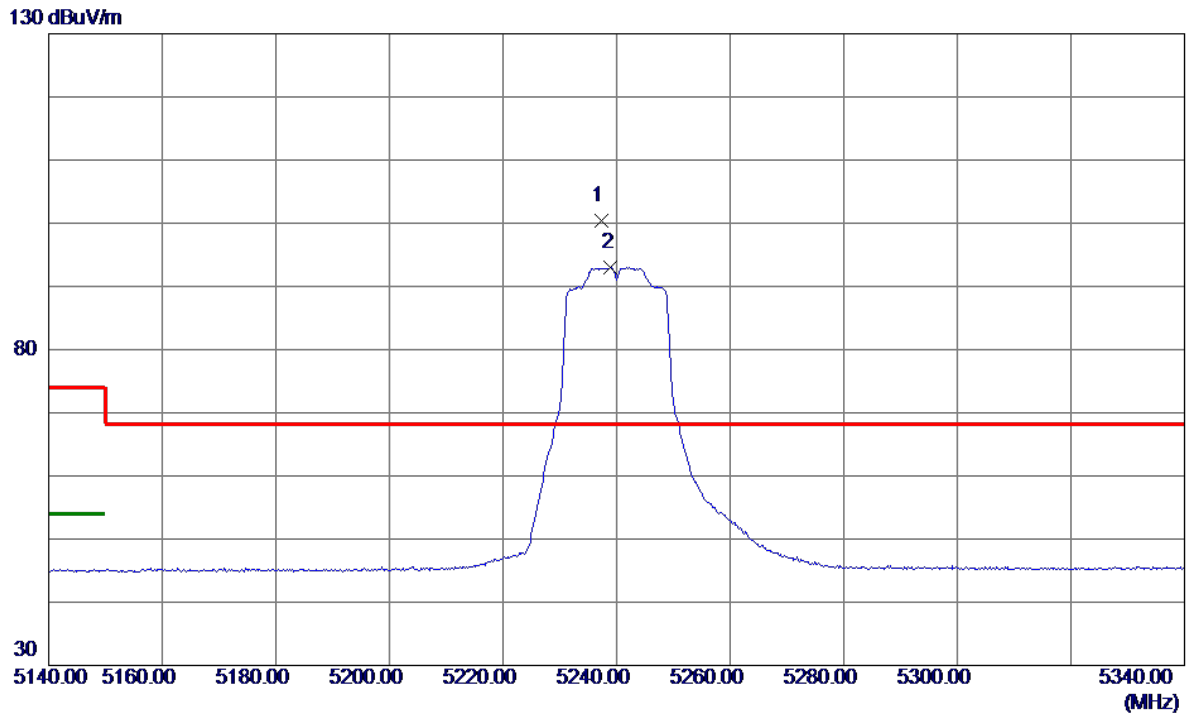


No.	Freq. MHz	Reading Level dBuV/m	Correct Factor dB	Measure ment dBuV/m	Limit dBuV/m	Margin dB	Detector	Comment
1	10477.8200	38.62	12.36	50.98	68.20	-17.22	Peak	
2 *	10481.9500	26.98	12.36	39.34	54.00	-14.66	AVG	

**REMARKS:**

- (1) Measurement Value = Reading Level + Correct Factor.
- (2) Margin Level = Measurement Value - Limit Value.

Test Mode	UNII-1_TX AC(VHT20) Mode 5240 MHz	Polarization	Horizontal
-----------	-----------------------------------	--------------	------------

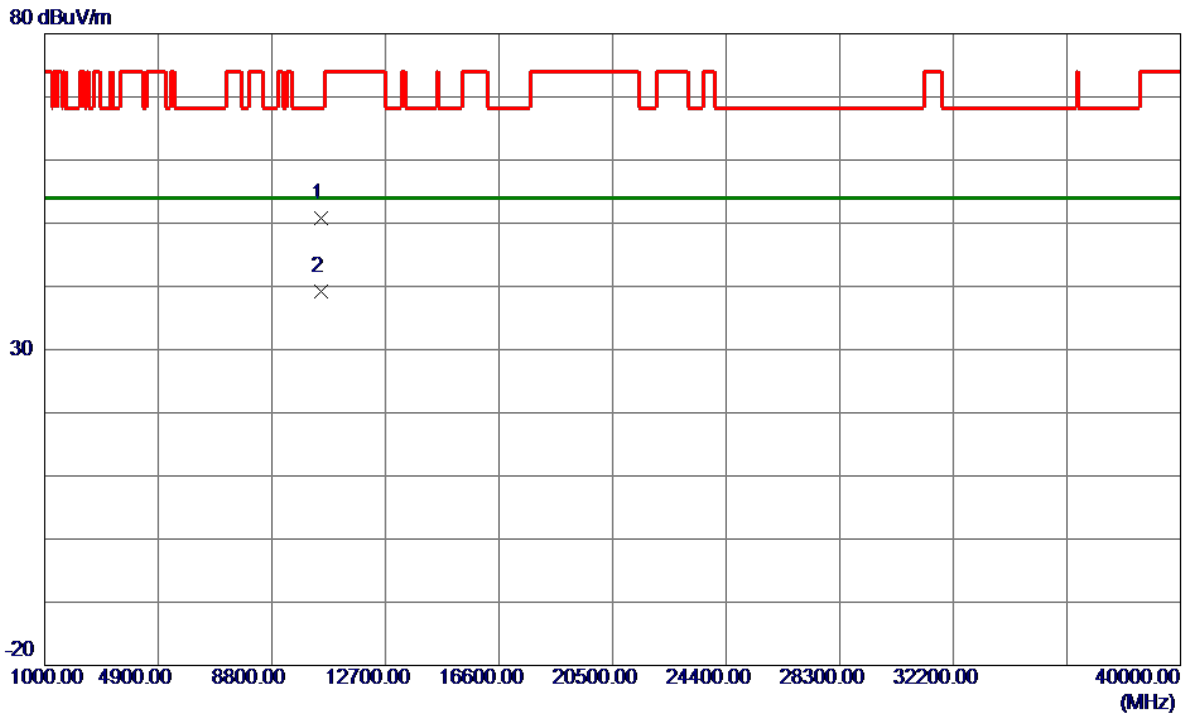


No.	Freq. MHz	Reading Level dBuV/m	Correct Factor dB	Measure ment dBuV/m	Limit dBuV/m	Margin dB	Detector	Comment
1 *	5237.4000	83.94	16.38	100.32	68.20	32.12	Peak	No Limit
2	5239.0000	76.59	16.38	92.97	999.00	-906.03	AVG	No Limit

**REMARKS:**

- (1) Measurement Value = Reading Level + Correct Factor.
- (2) Margin Level = Measurement Value - Limit Value.

Test Mode	UNII-1_TX AC(VHT20) Mode 5240 MHz	Polarization	Horizontal
-----------	-----------------------------------	--------------	------------

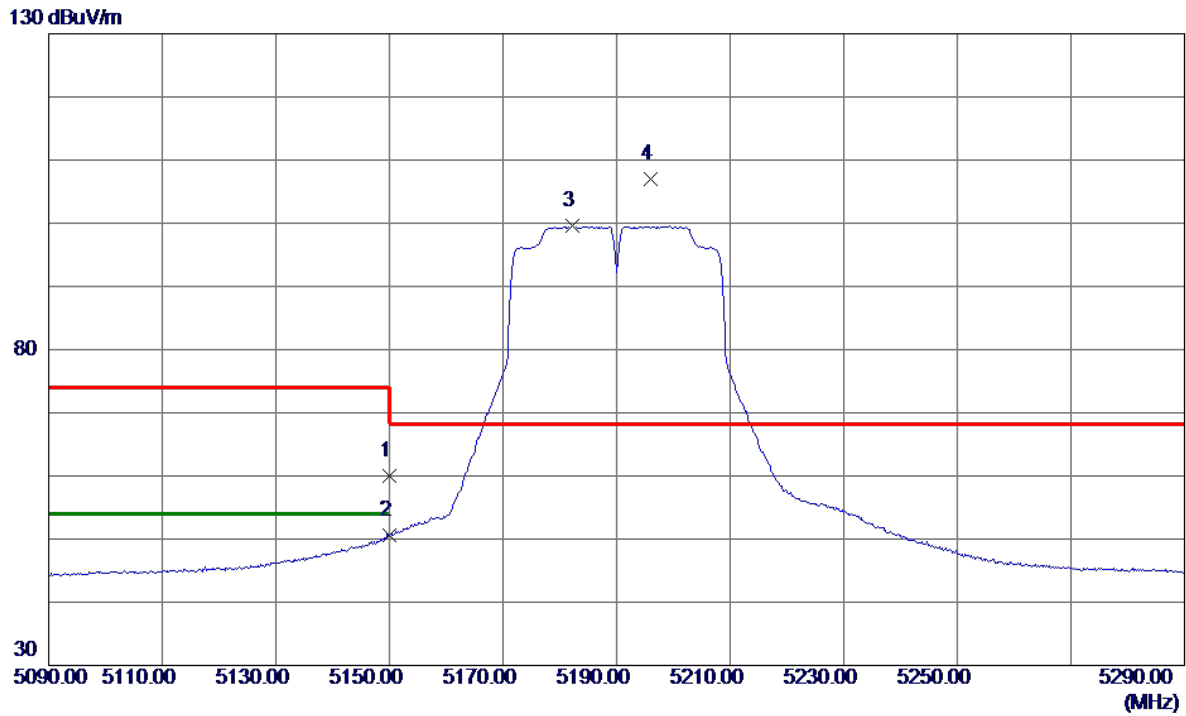


No.	Freq. MHz	Reading Level dBuV/m	Correct Factor dB	Measure ment dBuV/m	Limit dBuV/m	Margin dB	Detector	Comment
1	10480.0000	38.43	12.36	50.79	68.20	-17.41	Peak	
2 *	10480.0000	26.92	12.36	39.28	54.00	-14.72	AVG	

**REMARKS:**

- (1) Measurement Value = Reading Level + Correct Factor.
- (2) Margin Level = Measurement Value - Limit Value.

Test Mode	UNII-1_TX AC(VHT40) Mode 5190 MHz	Polarization	Vertical
-----------	-----------------------------------	--------------	----------



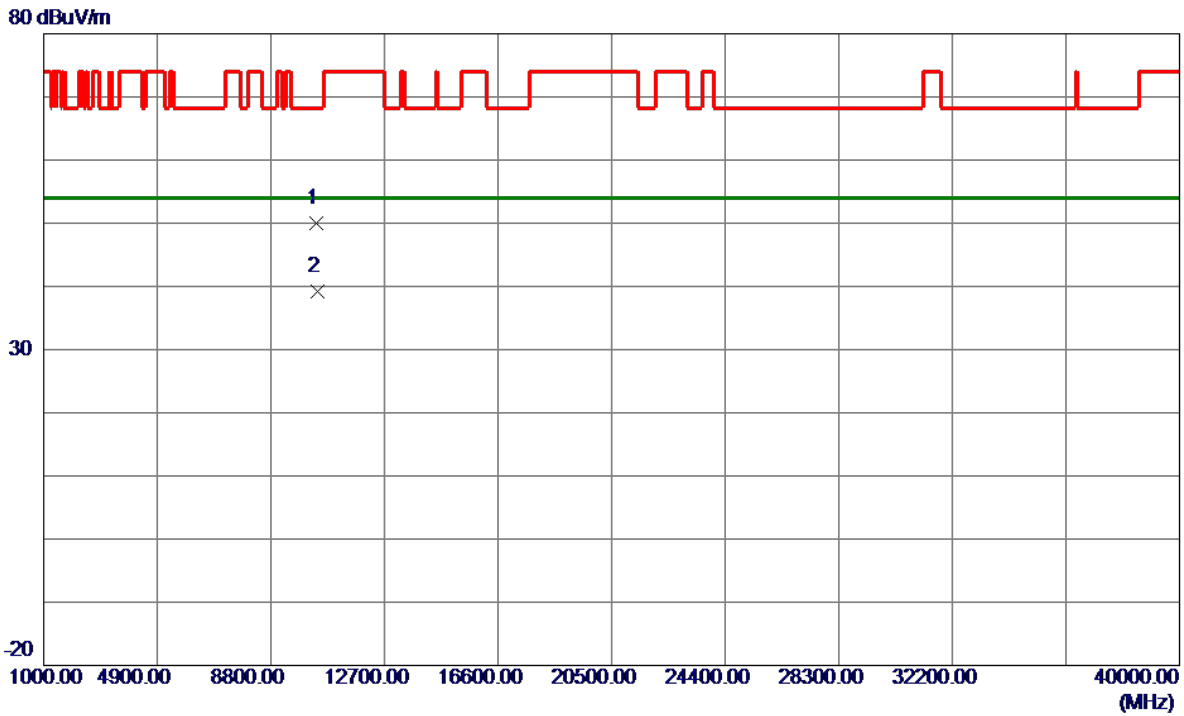
No.	Freq. MHz	Reading Level dBuV/m	Correct Factor dB	Measure ment dBuV/m	Limit dBuV/m	Margin dB	Detector	Comment
1	5150.0000	43.65	16.28	59.93	74.00	-14.07	Peak	
2	5150.0000	34.33	16.28	50.61	54.00	-3.39	AVG	
3	5182.2000	83.24	16.32	99.56	999.00	-899.44	AVG	No Limit
4 *	5196.0000	90.62	16.33	106.95	68.20	38.75	Peak	No Limit

**REMARKS:**

- (1) Measurement Value = Reading Level + Correct Factor.
- (2) Margin Level = Measurement Value - Limit Value.



Test Mode	UNII-1_TX AC(VHT40) Mode 5190 MHz	Polarization	Vertical
-----------	-----------------------------------	--------------	----------

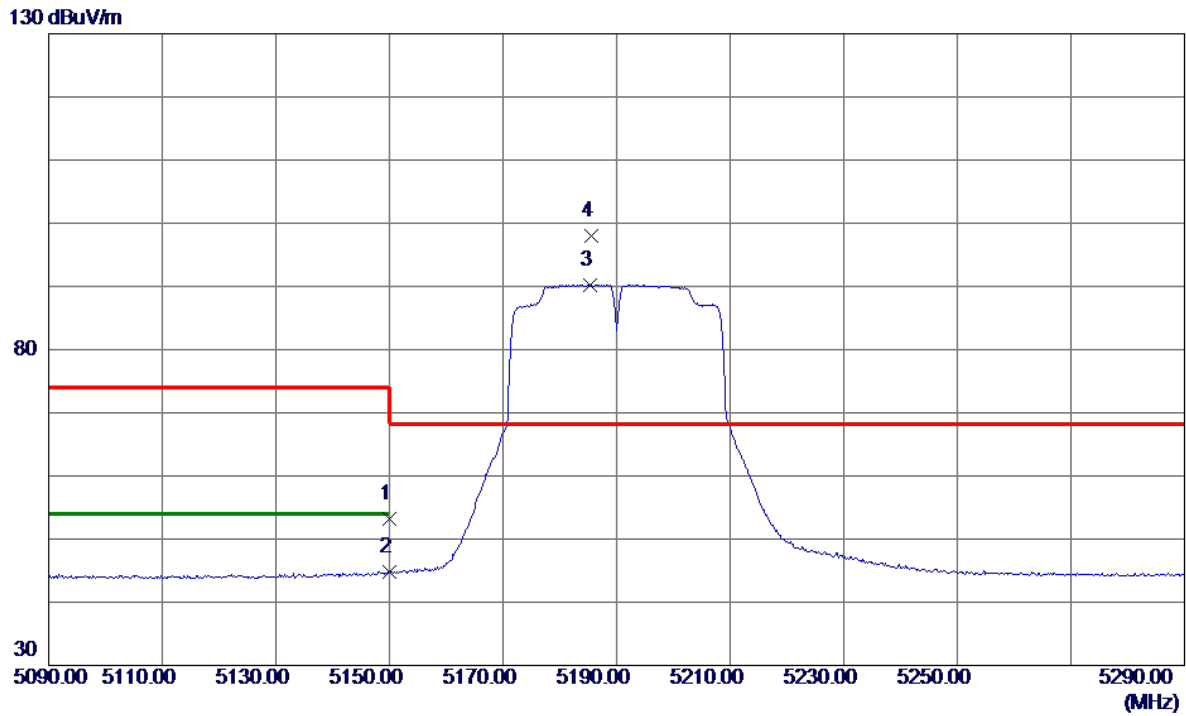


No.	Freq. MHz	Reading Level dBuV/m	Correct Factor dB	Measure ment dBuV/m	Limit dBuV/m	Margin dB	Detector	Comment
1	10380.0900	37.78	12.30	50.08	68.20	-18.12	Peak	
2 *	10383.8700	26.92	12.30	39.22	54.00	-14.78	AVG	

**REMARKS:**

- (1) Measurement Value = Reading Level + Correct Factor.
- (2) Margin Level = Measurement Value - Limit Value.

Test Mode	UNII-1_TX AC(VHT40) Mode 5190 MHz	Polarization	Horizontal
-----------	-----------------------------------	--------------	------------

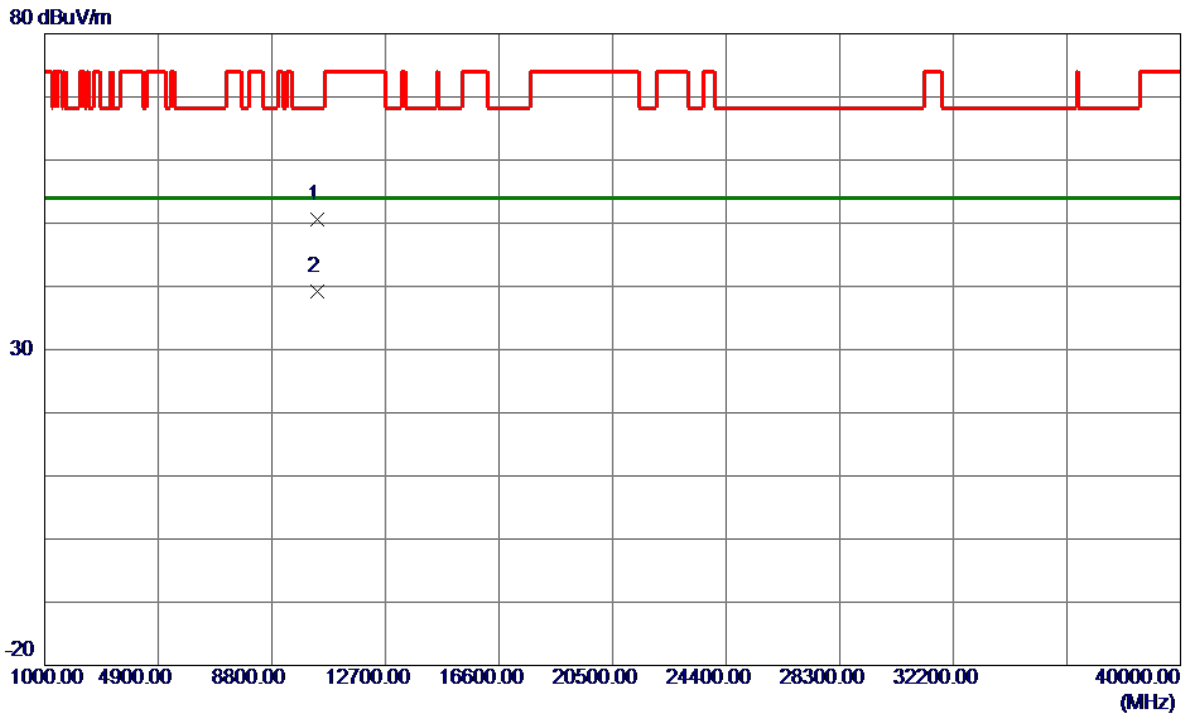


No.	Freq. MHz	Reading Level dBuV/m	Correct Factor dB	Measurement dBuV/m	Limit dBuV/m	Margin dB	Detector	Comment
1	5150.0000	37.01	16.28	53.29	74.00	-20.71	Peak	
2	5150.0000	28.47	16.28	44.75	54.00	-9.25	AVG	
3	5185.4000	73.97	16.32	90.29	999.00	-908.71	AVG	No Limit
4 *	5185.6000	81.73	16.32	98.05	68.20	29.85	Peak	No Limit

REMARKS:

- (1) Measurement Value = Reading Level + Correct Factor.
- (2) Margin Level = Measurement Value - Limit Value.

Test Mode	UNII-1_TX AC(VHT40) Mode 5190 MHz	Polarization	Horizontal
-----------	-----------------------------------	--------------	------------

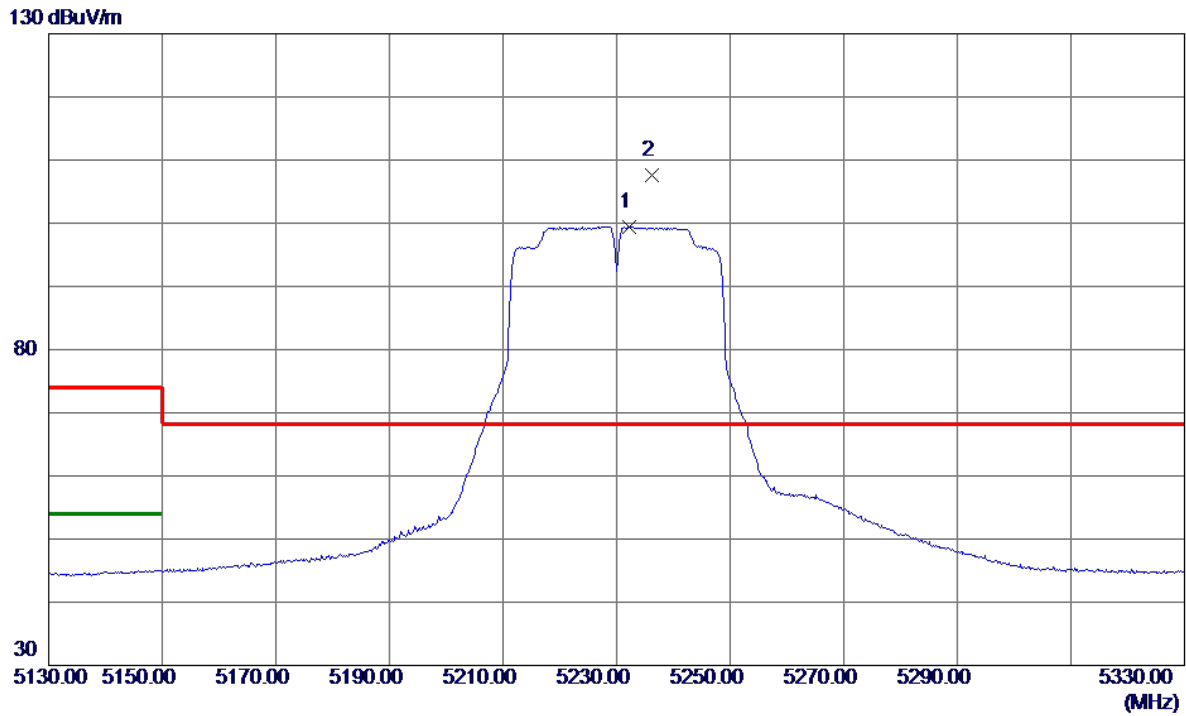


No.	Freq. MHz	Reading Level dBuV/m	Correct Factor dB	Measure ment dBuV/m	Limit dBuV/m	Margin dB	Detector	Comment
1	10380.0000	38.37	12.30	50.67	68.20	-17.53	Peak	
2 *	10380.0000	26.90	12.30	39.20	54.00	-14.80	AVG	

**REMARKS:**

- (1) Measurement Value = Reading Level + Correct Factor.
- (2) Margin Level = Measurement Value - Limit Value.

Test Mode	UNII-1_TX AC(VHT40) Mode 5230 MHz	Polarization	Vertical
-----------	-----------------------------------	--------------	----------

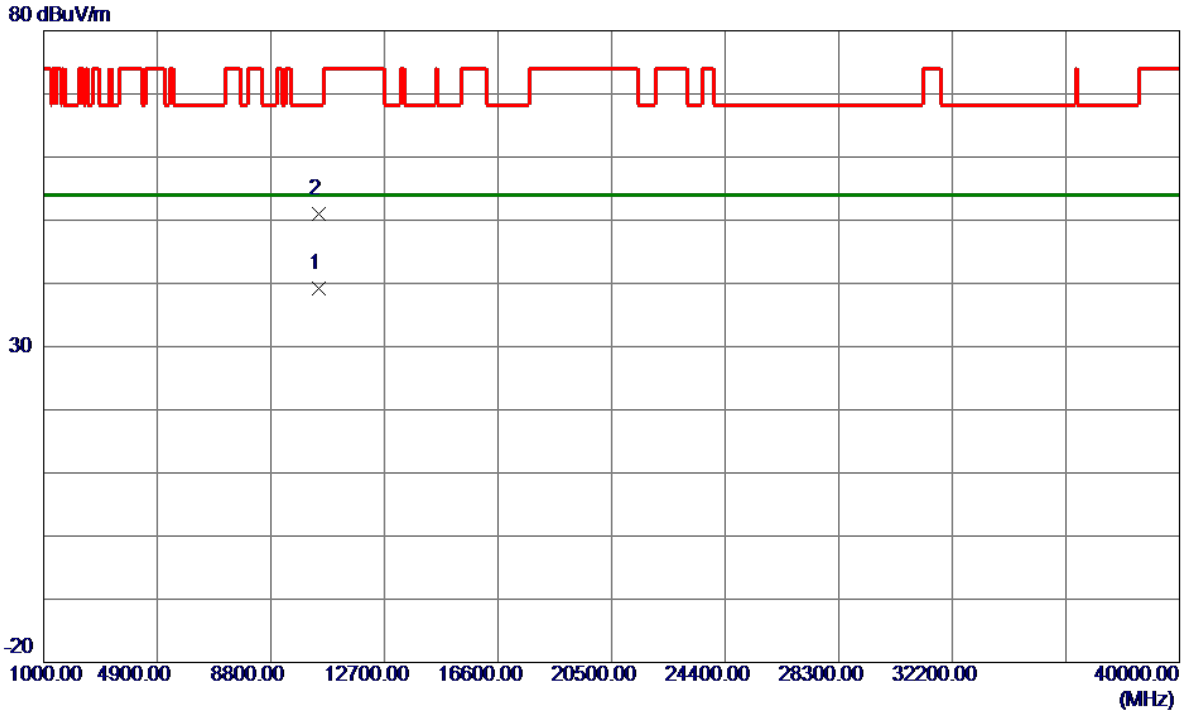


No.	Freq. MHz	Reading Level dBuV/m	Correct Factor dB	Measure ment dBuV/m	Limit dBuV/m	Margin dB	Detector	Comment
1	5232.2000	83.12	16.37	99.49	999.00	-899.51	AVG	No Limit
2 *	5236.2000	91.24	16.38	107.62	68.20	39.42	Peak	No Limit

**REMARKS:**

- (1) Measurement Value = Reading Level + Correct Factor.
- (2) Margin Level = Measurement Value - Limit Value.

Test Mode	UNII-1_TX AC(VHT40) Mode 5230 MHz	Polarization	Vertical
-----------	-----------------------------------	--------------	----------

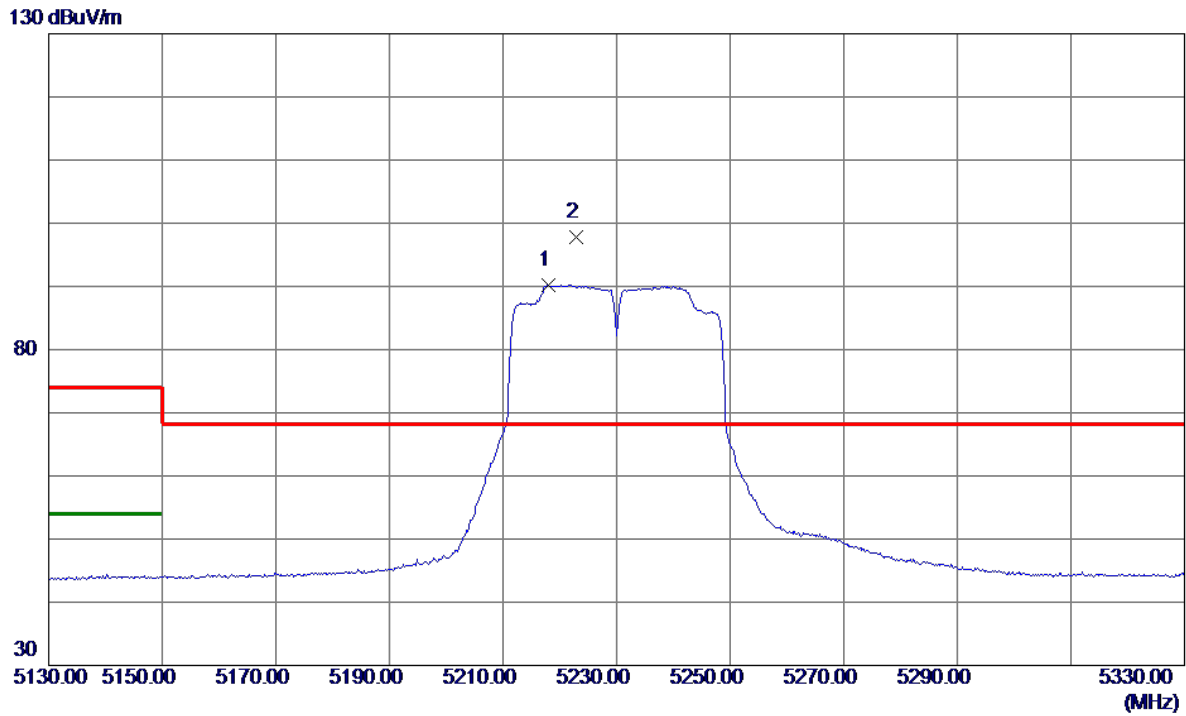


No.	Freq. MHz	Reading Level dBuV/m	Correct Factor dB	Measure ment dBuV/m	Limit dBuV/m	Margin dB	Detector	Comment
1 *	10460.9900	26.88	12.35	39.23	54.00	-14.77	AVG	
2	10461.8099	38.65	12.35	51.00	68.20	-17.20	Peak	

**REMARKS:**

- (1) Measurement Value = Reading Level + Correct Factor.
- (2) Margin Level = Measurement Value - Limit Value.

Test Mode	UNII-1_TX AC(VHT40) Mode 5230 MHz	Polarization	Horizontal
-----------	-----------------------------------	--------------	------------

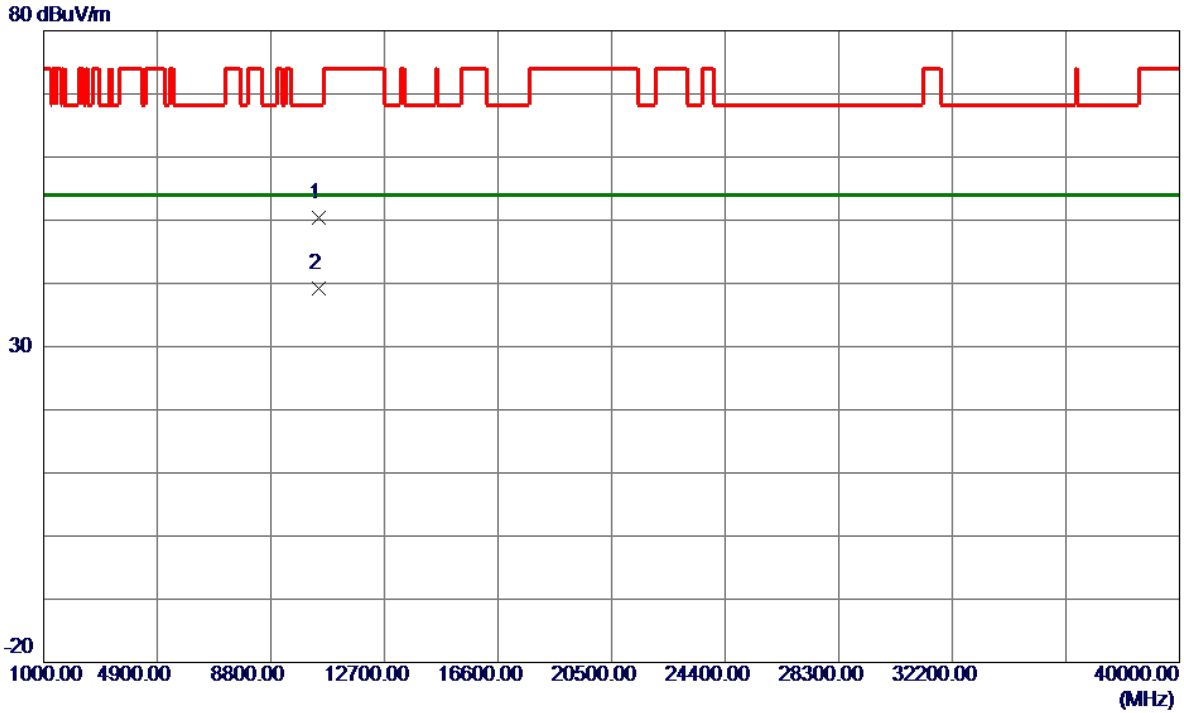


No.	Freq. MHz	Reading Level dBuV/m	Correct Factor dB	Measure ment dBuV/m	Limit dBuV/m	Margin dB	Detector	Comment
1	5218.0000	73.87	16.36	90.23	999.00	-908.77	AVG	No Limit
2 *	5222.8000	81.41	16.36	97.77	68.20	29.57	Peak	No Limit

**REMARKS:**

- (1) Measurement Value = Reading Level + Correct Factor.
- (2) Margin Level = Measurement Value - Limit Value.

Test Mode	UNII-1_TX AC(VHT40) Mode 5230 MHz	Polarization	Horizontal
-----------	-----------------------------------	--------------	------------

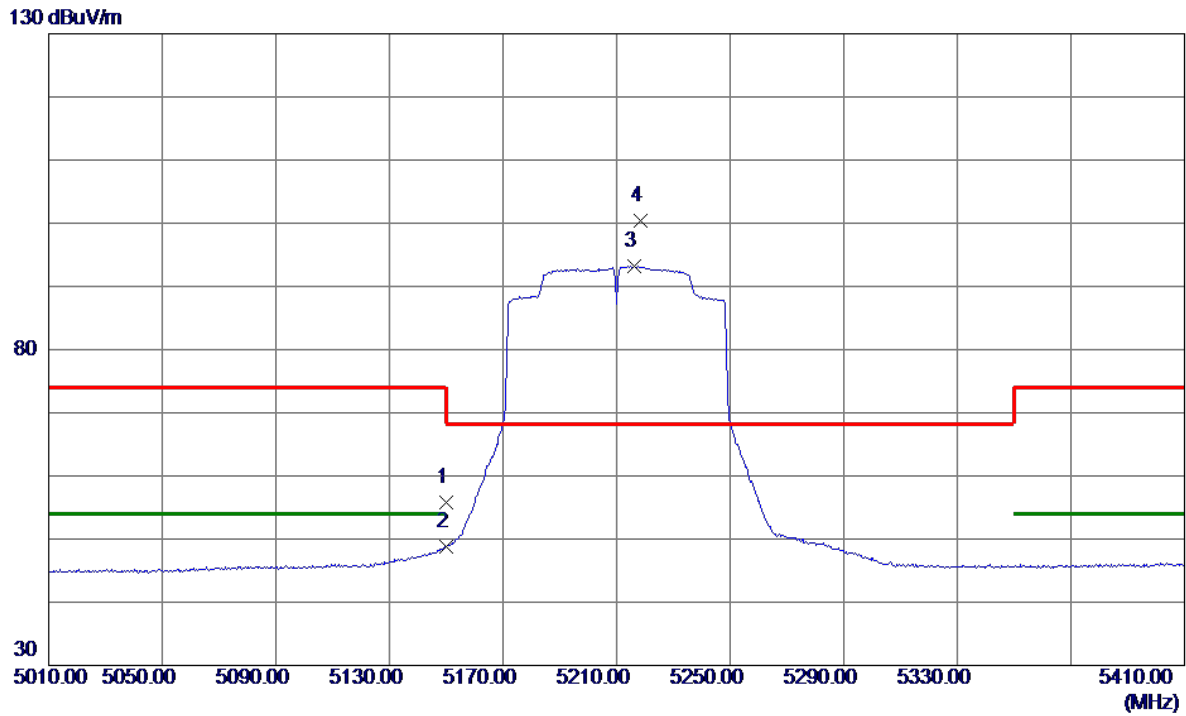


No.	Freq. MHz	Reading Level dBuV/m	Correct Factor dB	Measure ment dBuV/m	Limit dBuV/m	Margin dB	Detector	Comment
1	10460.0000	38.14	12.35	50.49	68.20	-17.71	Peak	
2 *	10460.0000	26.80	12.35	39.15	54.00	-14.85	AVG	

**REMARKS:**

- (1) Measurement Value = Reading Level + Correct Factor.
- (2) Margin Level = Measurement Value - Limit Value.

Test Mode	UNII-1_TX AC(VHT80) Mode 5210 MHz	Polarization	Vertical
-----------	-----------------------------------	--------------	----------



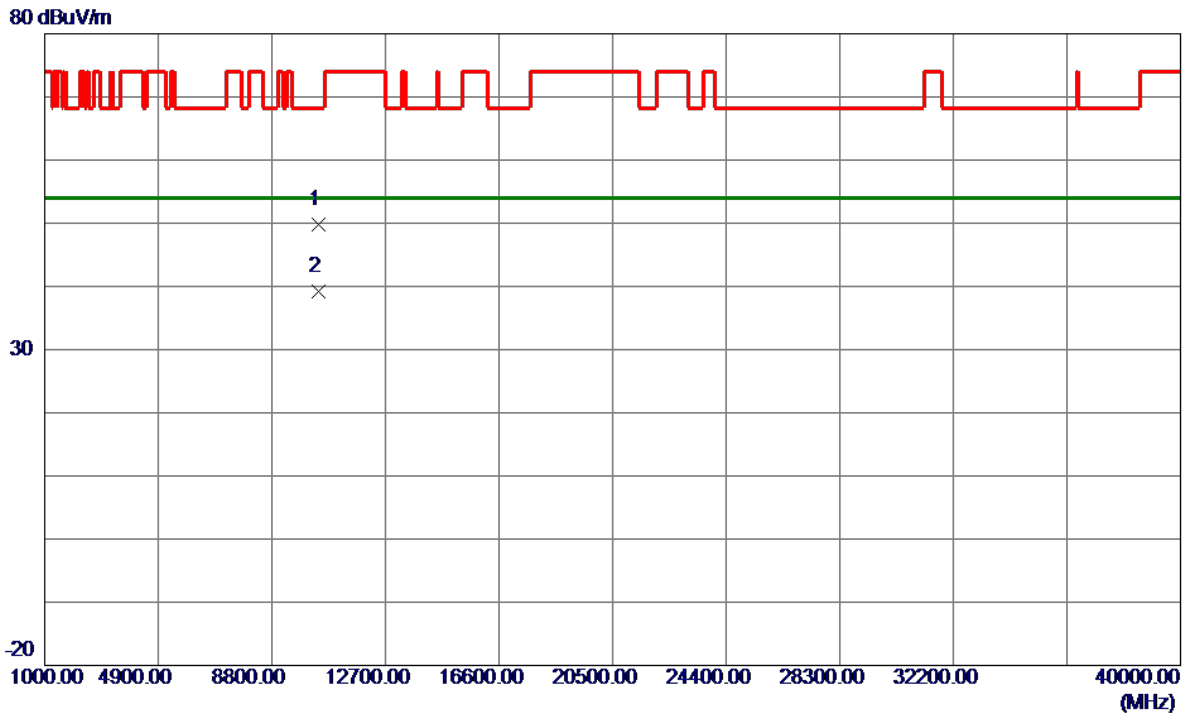
No.	Freq. MHz	Reading Level dBuV/m	Correct Factor dB	Measure ment dBuV/m	Limit dBuV/m	Margin dB	Detector	Comment
1	5150.0000	39.53	16.28	55.81	74.00	-18.19	Peak	
2	5150.0000	32.54	16.28	48.82	54.00	-5.18	AVG	
3	5216.4000	76.85	16.36	93.21	999.00	-905.79	AVG	No Limit
4 *	5218.4000	83.96	16.36	100.32	68.20	32.12	Peak	No Limit

**REMARKS:**

- (1) Measurement Value = Reading Level + Correct Factor.
- (2) Margin Level = Measurement Value - Limit Value.



Test Mode	UNII-1_TX AC(VHT80) Mode 5210 MHz	Polarization	Vertical
-----------	-----------------------------------	--------------	----------

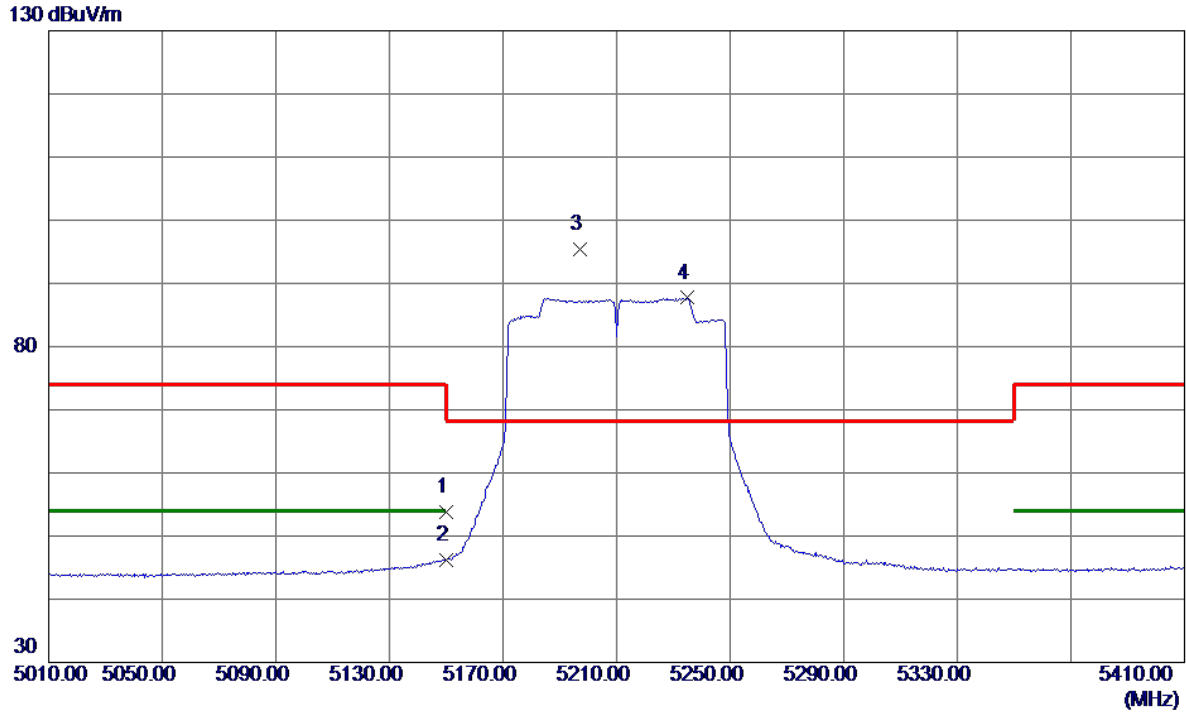


No.	Freq. MHz	Reading Level dBuV/m	Correct Factor dB	Measure ment dBuV/m	Limit dBuV/m	Margin dB	Detector	Comment
1	10421.0599	37.38	12.33	49.71	68.20	-18.49	Peak	
2 *	10421.2800	26.82	12.33	39.15	54.00	-14.85	AVG	

REMARKS:

- (1) Measurement Value = Reading Level + Correct Factor.
- (2) Margin Level = Measurement Value - Limit Value.

Test Mode	UNII-1_TX AC(VHT80) Mode 5210 MHz	Polarization	Horizontal
-----------	-----------------------------------	--------------	------------

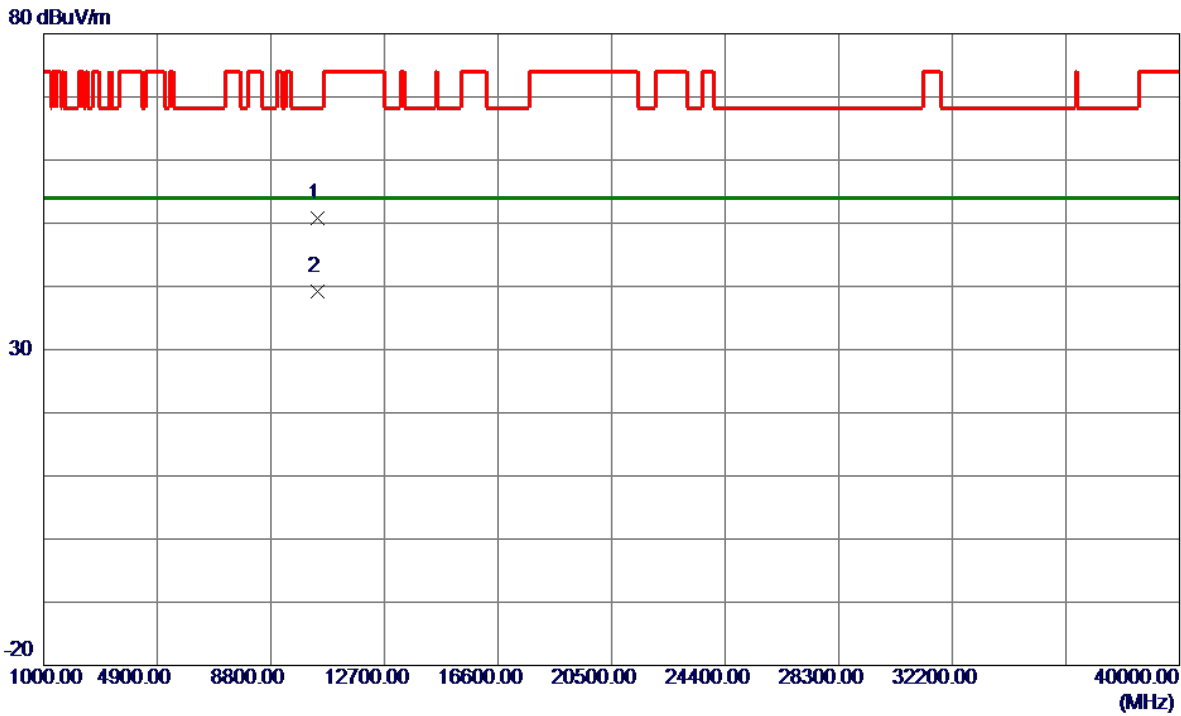


No.	Freq. MHz	Reading Level dBuV/m	Correct Factor dB	Measure ment dBuV/m	Limit dBuV/m	Margin dB	Detector	Comment
1	5150.0000	37.46	16.28	53.74	74.00	-20.26	Peak	
2	5150.0000	29.85	16.28	46.13	54.00	-7.87	AVG	
3 *	5197.2000	78.98	16.33	95.31	68.20	27.11	Peak	No Limit
4	5234.8000	71.32	16.38	87.70	999.00	-911.30	AVG	No Limit

REMARKS:

- (1) Measurement Value = Reading Level + Correct Factor.
- (2) Margin Level = Measurement Value - Limit Value.

Test Mode	UNII-1_TX AC(VHT80) Mode 5210 MHz	Polarization	Horizontal
-----------	-----------------------------------	--------------	------------

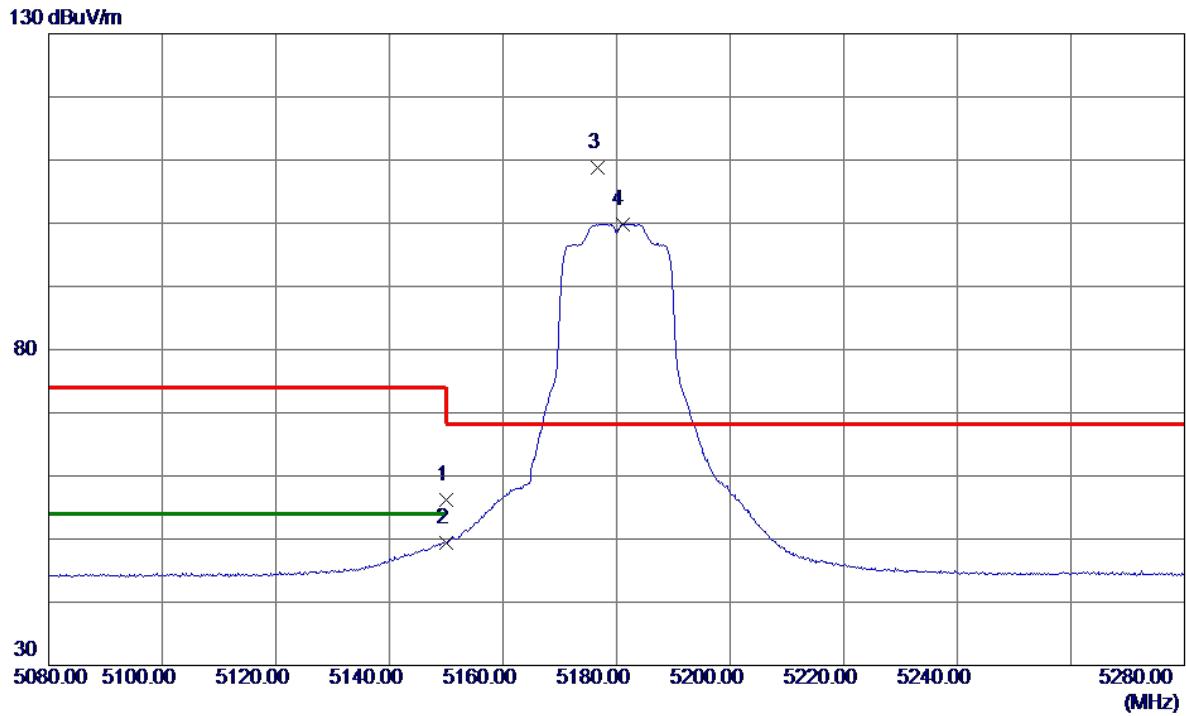


No.	Freq. MHz	Reading Level dBuV/m	Correct Factor dB	Measure ment dBuV/m	Limit dBuV/m	Margin dB	Detector	Comment
1	10420.0000	38.44	12.32	50.76	68.20	-17.44	Peak	
2 *	10420.0000	26.83	12.32	39.15	54.00	-14.85	AVG	

**REMARKS:**

- (1) Measurement Value = Reading Level + Correct Factor.
- (2) Margin Level = Measurement Value - Limit Value.

Test Mode	UNII-1_TX AX(HE20) Mode 5180 MHz	Polarization	Vertical
-----------	----------------------------------	--------------	----------



No.	Freq. MHz	Reading Level dBuV/m	Correct Factor dB	Measure ment dBuV/m	Limit dBuV/m	Margin dB	Detector	Comment
1	5150.0000	39.93	16.28	56.21	74.00	-17.79	Peak	
2	5150.0000	33.06	16.28	49.34	54.00	-4.66	AVG	
3 *	5176.6000	92.48	16.31	108.79	68.20	40.59	Peak	No Limit
4	5181.0000	83.56	16.32	99.88	999.00	-899.12	AVG	No Limit

**REMARKS:**

- (1) Measurement Value = Reading Level + Correct Factor.
- (2) Margin Level = Measurement Value - Limit Value.

Test Mode	UNII-1_TX AX(HE20) Mode 5180 MHz	Polarization	Vertical
-----------	----------------------------------	--------------	----------

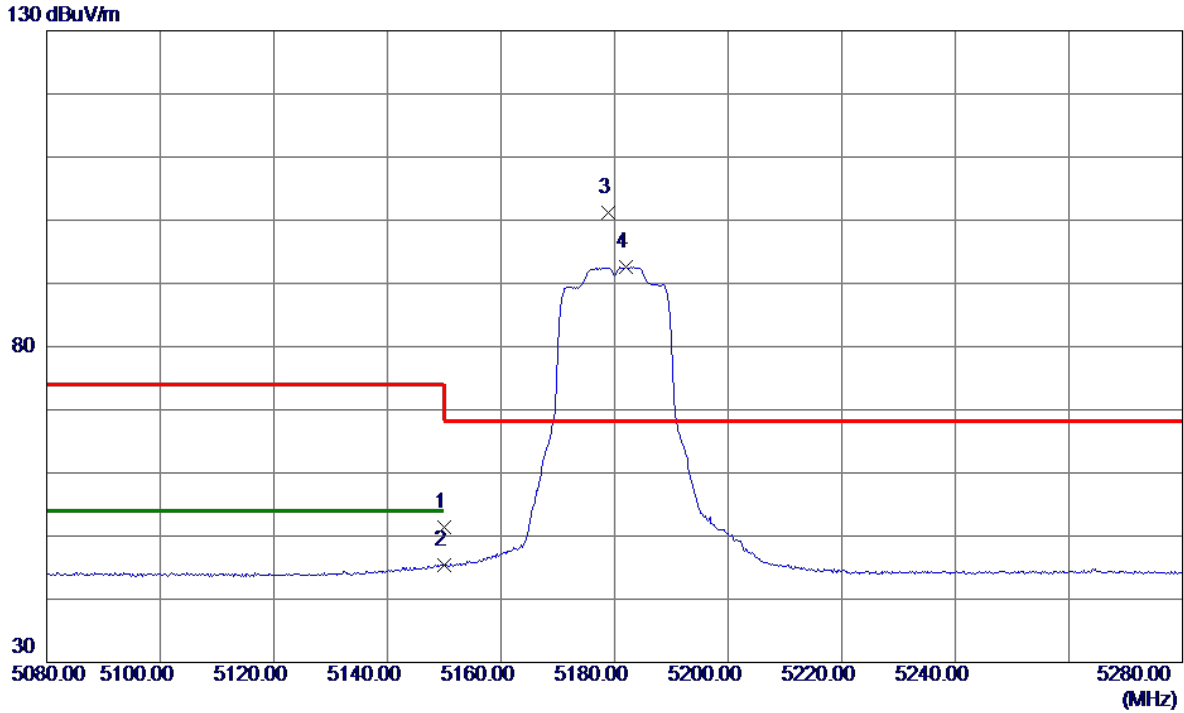


No.	Freq. MHz	Reading Level dBuV/m	Correct Factor dB	Measure ment dBuV/m	Limit dBuV/m	Margin dB	Detector	Comment
1 *	10359.1640	26.60	12.29	38.89	54.00	-15.11	AVG	
2	10359.6520	39.20	12.29	51.49	68.20	-16.71	Peak	

REMARKS:

- (1) Measurement Value = Reading Level + Correct Factor.
- (2) Margin Level = Measurement Value - Limit Value.

Test Mode	UNII-1_TX AX(HE20) Mode 5180 MHz	Polarization	Horizontal
-----------	----------------------------------	--------------	------------

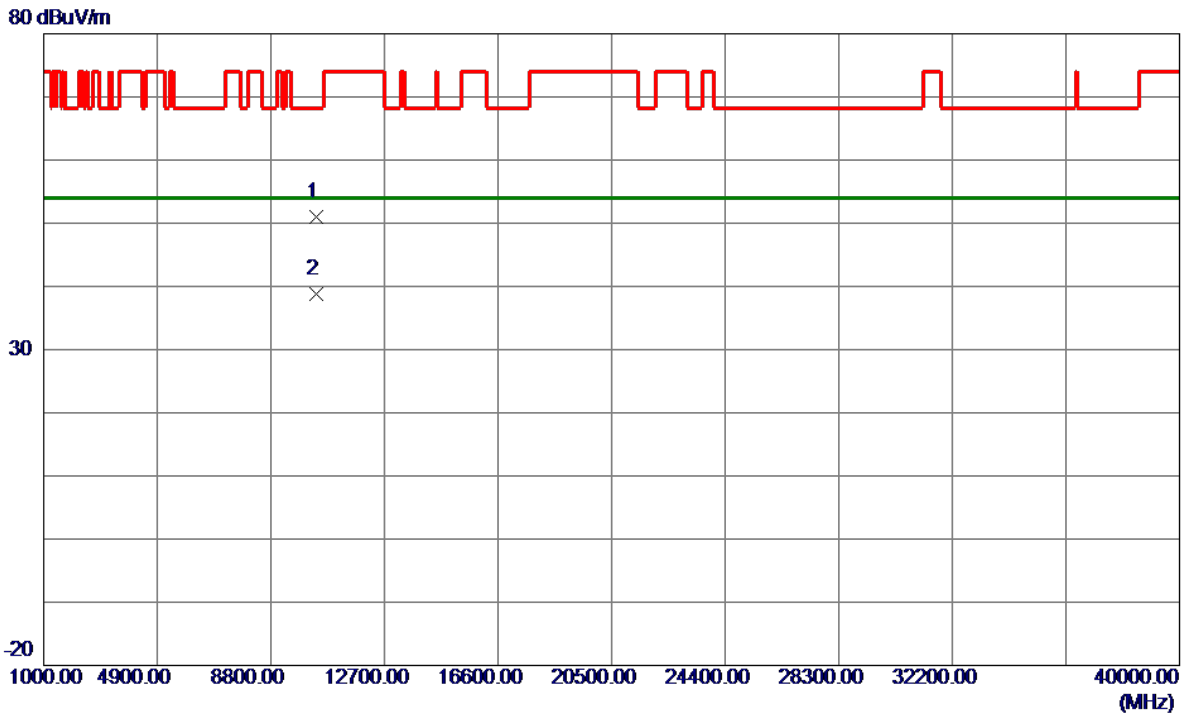


No.	Freq. MHz	Reading Level dBuV/m	Correct Factor dB	Measure ment dBuV/m	Limit dBuV/m	Margin dB	Detector	Comment
1	5150.0000	35.15	16.28	51.43	74.00	-22.57	Peak	
2	5150.0000	29.11	16.28	45.39	54.00	-8.61	AVG	
3 *	5178.8000	84.83	16.31	101.14	68.20	32.94	Peak	No Limit
4	5182.0000	76.27	16.32	92.59	999.00	-906.41	AVG	No Limit

REMARKS:

- (1) Measurement Value = Reading Level + Correct Factor.
- (2) Margin Level = Measurement Value - Limit Value.

Test Mode	UNII-1_TX AX(HE20) Mode 5180 MHz	Polarization	Horizontal
-----------	----------------------------------	--------------	------------

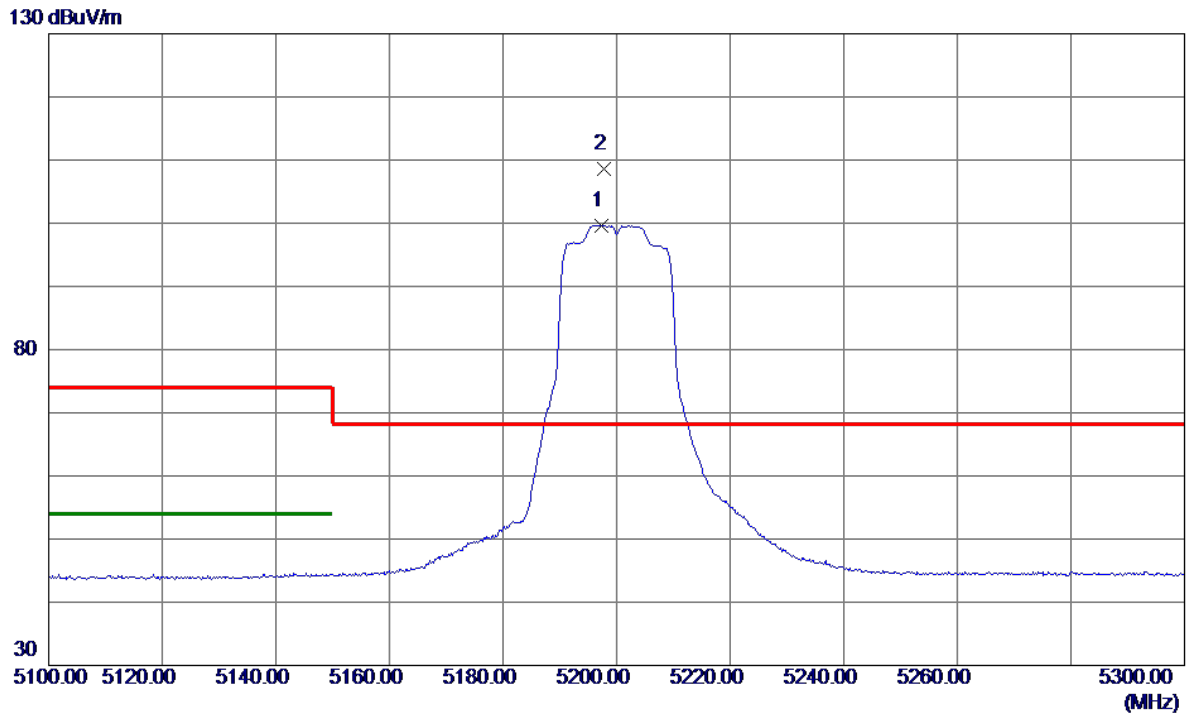


No.	Freq. MHz	Reading Level dBuV/m	Correct Factor dB	Measure ment dBuV/m	Limit dBuV/m	Margin dB	Detector	Comment
1	10359.0180	38.77	12.29	51.06	68.20	-17.14	Peak	
2 *	10359.2760	26.54	12.29	38.83	54.00	-15.17	AVG	

**REMARKS:**

- (1) Measurement Value = Reading Level + Correct Factor.
- (2) Margin Level = Measurement Value - Limit Value.

Test Mode	UNII-1_TX AX(HE20) Mode 5200 MHz	Polarization	Vertical
-----------	----------------------------------	--------------	----------



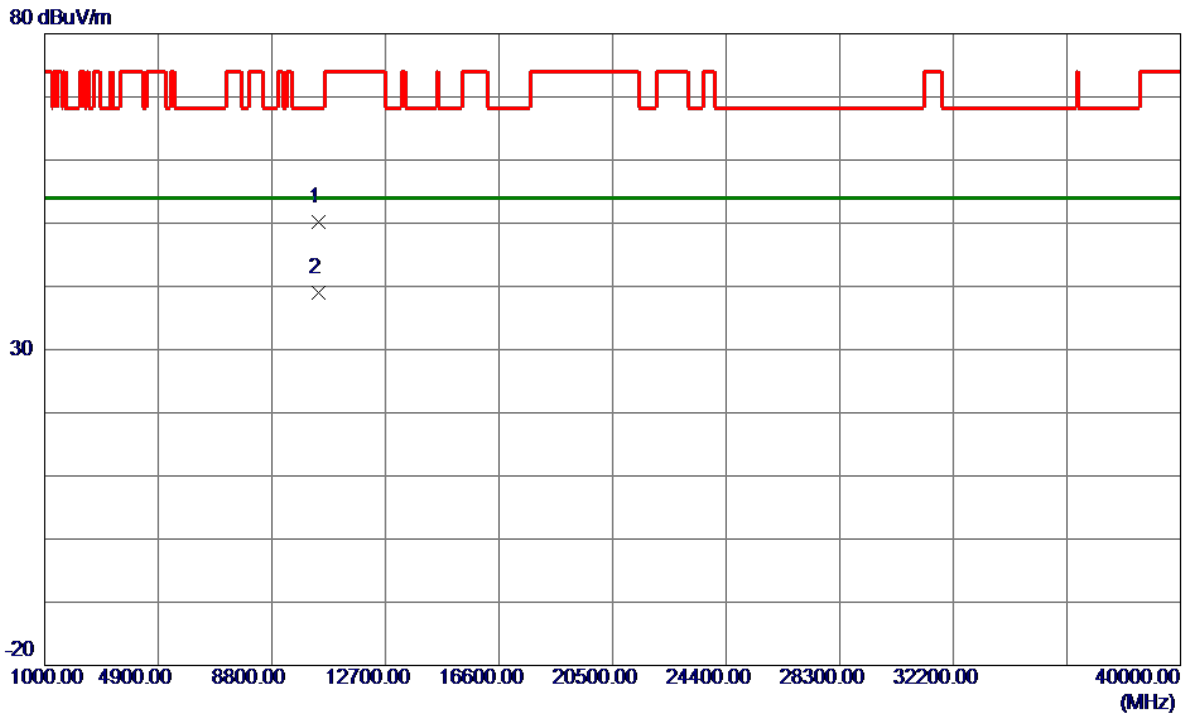
No.	Freq. MHz	Reading Level dBuV/m	Correct Factor dB	Measure ment dBuV/m	Limit dBuV/m	Margin dB	Detector	Comment
1	5197.4000	83.31	16.34	99.65	999.00	-899.35	AVG	No Limit
2 *	5197.8000	92.21	16.34	108.55	68.20	40.35	Peak	No Limit

**REMARKS:**

- (1) Measurement Value = Reading Level + Correct Factor.
- (2) Margin Level = Measurement Value - Limit Value.



Test Mode	UNII-1_TX AX(HE20) Mode 5200 MHz	Polarization	Vertical
-----------	----------------------------------	--------------	----------

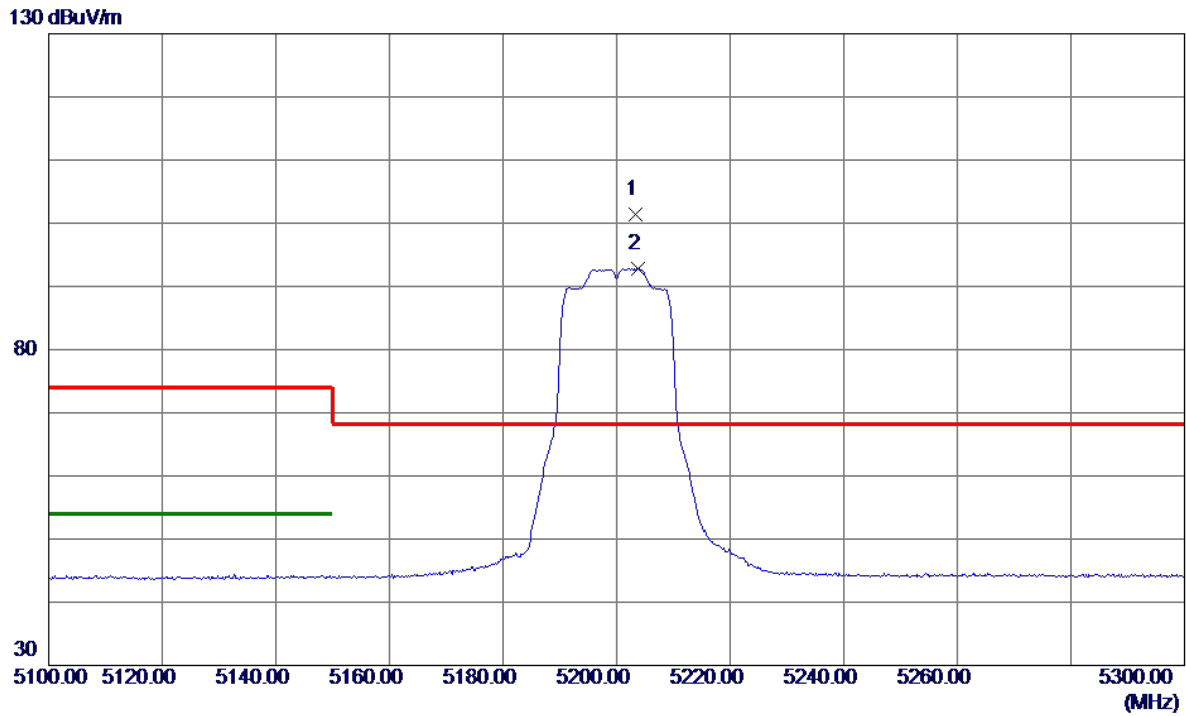


No.	Freq. MHz	Reading Level dBuV/m	Correct Factor dB	Measure ment dBuV/m	Limit dBuV/m	Margin dB	Detector	Comment
1	10399.3140	37.92	12.31	50.23	68.20	-17.97	Peak	
2 *	10400.8240	26.77	12.31	39.08	54.00	-14.92	AVG	

**REMARKS:**

- (1) Measurement Value = Reading Level + Correct Factor.
- (2) Margin Level = Measurement Value - Limit Value.

Test Mode	UNII-1_TX AX(HE20) Mode 5200 MHz	Polarization	Horizontal
-----------	----------------------------------	--------------	------------

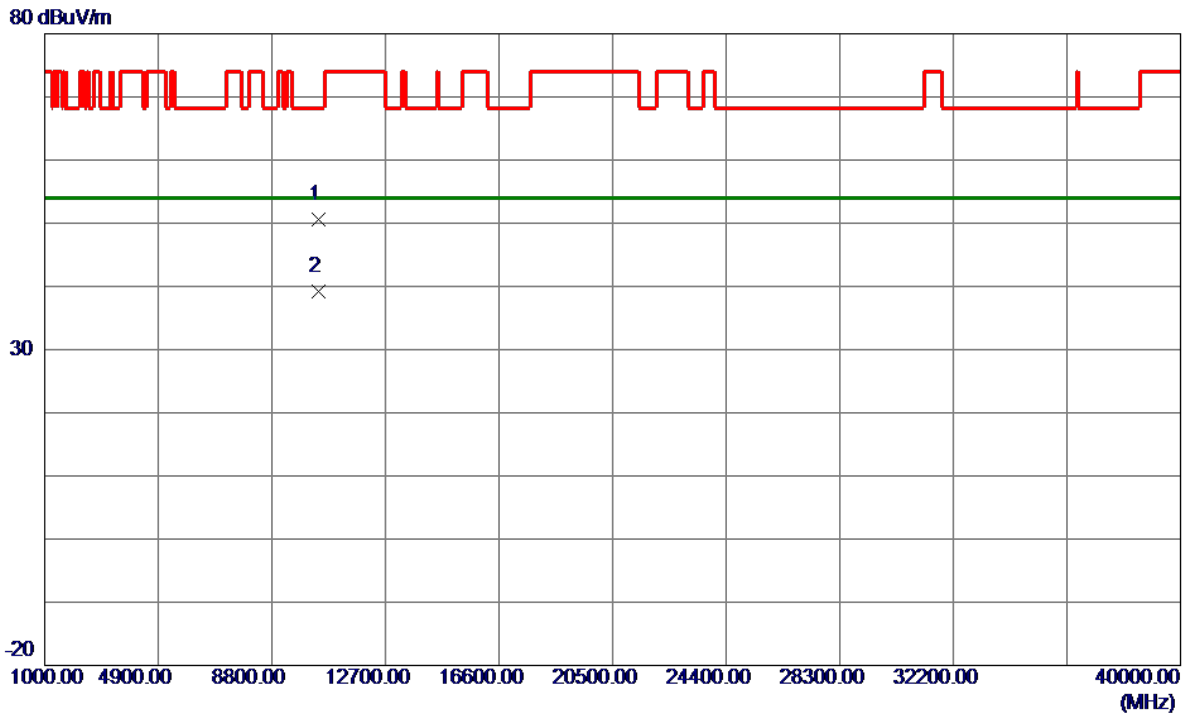


No.	Freq. MHz	Reading Level dBuV/m	Correct Factor dB	Measure ment dBuV/m	Limit dBuV/m	Margin dB	Detector	Comment
1 *	5203.4000	84.97	16.34	101.31	68.20	33.11	Peak	No Limit
2	5203.8000	76.41	16.34	92.75	999.00	-906.25	AVG	No Limit

**REMARKS:**

- (1) Measurement Value = Reading Level + Correct Factor.
- (2) Margin Level = Measurement Value - Limit Value.

Test Mode	UNII-1_TX AX(HE20) Mode 5200 MHz	Polarization	Horizontal
-----------	----------------------------------	--------------	------------

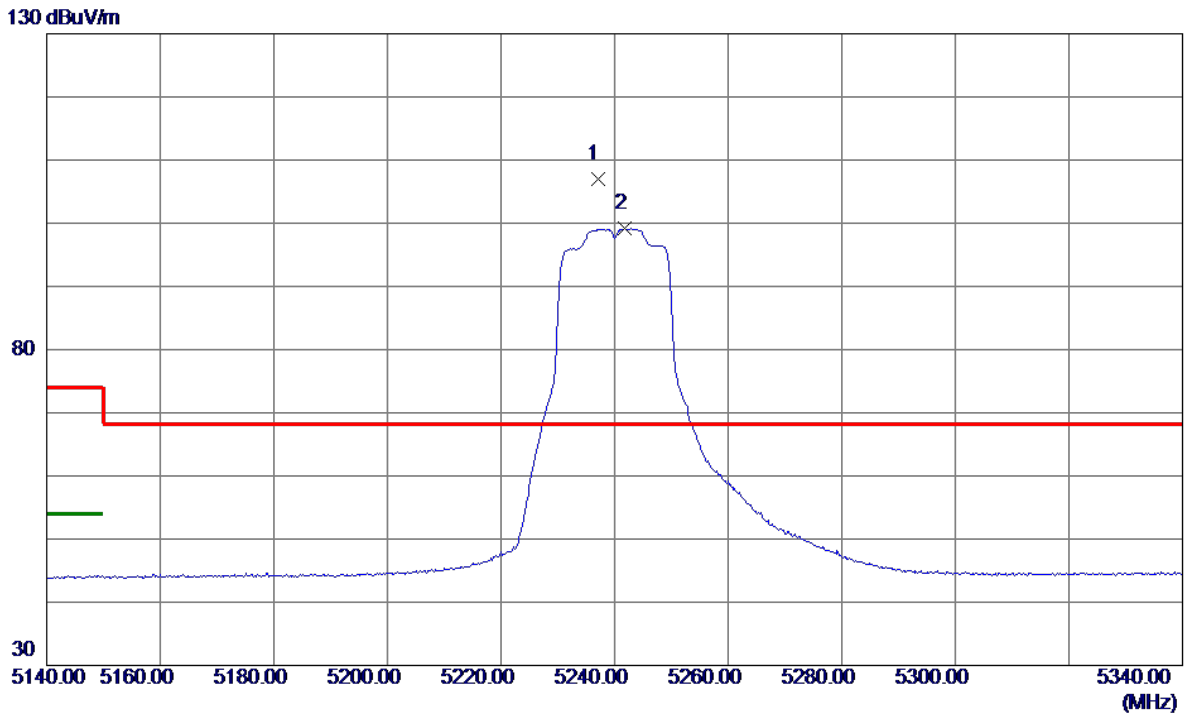


No.	Freq. MHz	Reading Level dBuV/m	Correct Factor dB	Measure ment dBuV/m	Limit dBuV/m	Margin dB	Detector	Comment
1	10400.0720	38.24	12.31	50.55	68.20	-17.65	Peak	
2 *	10400.2460	26.92	12.31	39.23	54.00	-14.77	AVG	

**REMARKS:**

- (1) Measurement Value = Reading Level + Correct Factor.
- (2) Margin Level = Measurement Value - Limit Value.

Test Mode	UNII-1_TX AX(HE20) Mode 5240 MHz	Polarization	Vertical
-----------	----------------------------------	--------------	----------

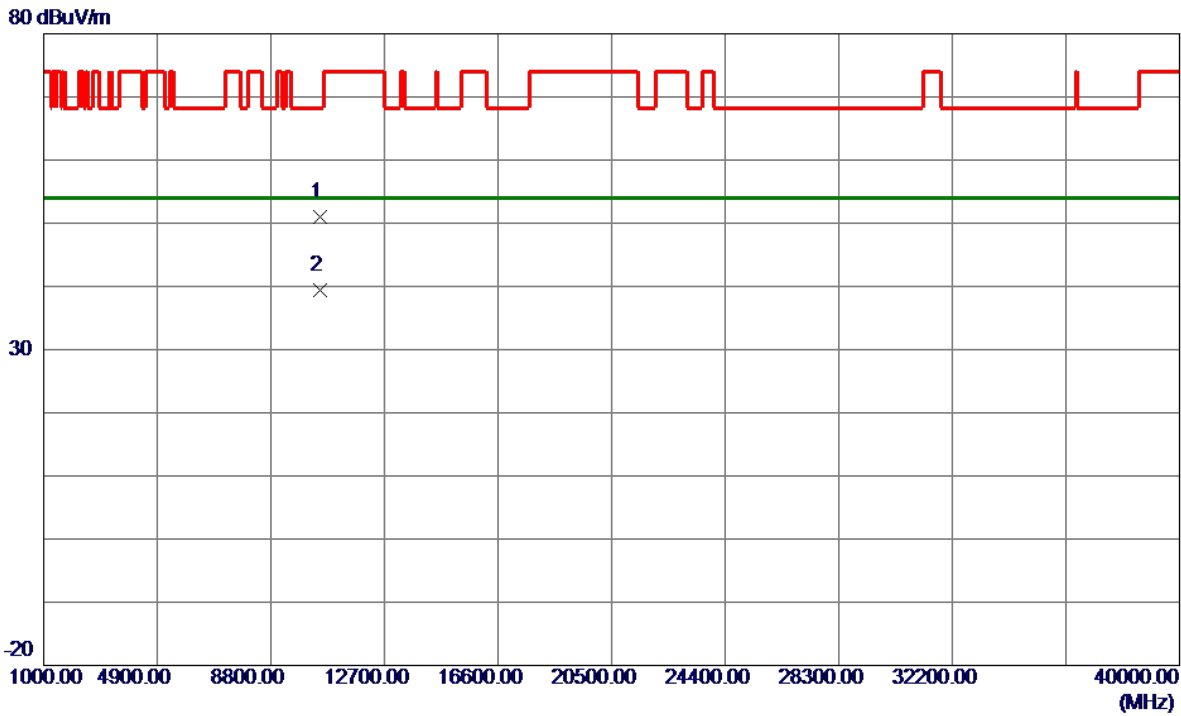


No.	Freq. MHz	Reading Level dBuV/m	Correct Factor dB	Measure ment dBuV/m	Limit dBuV/m	Margin dB	Detector	Comment
1 *	5237.0000	90.54	16.38	106.92	68.20	38.72	Peak	No Limit
2	5241.8000	82.76	16.38	99.14	999.00	-899.86	AVG	No Limit

**REMARKS:**

- (1) Measurement Value = Reading Level + Correct Factor.
- (2) Margin Level = Measurement Value - Limit Value.

Test Mode	UNII-1_TX AX(HE20) Mode 5240 MHz	Polarization	Vertical
-----------	----------------------------------	--------------	----------

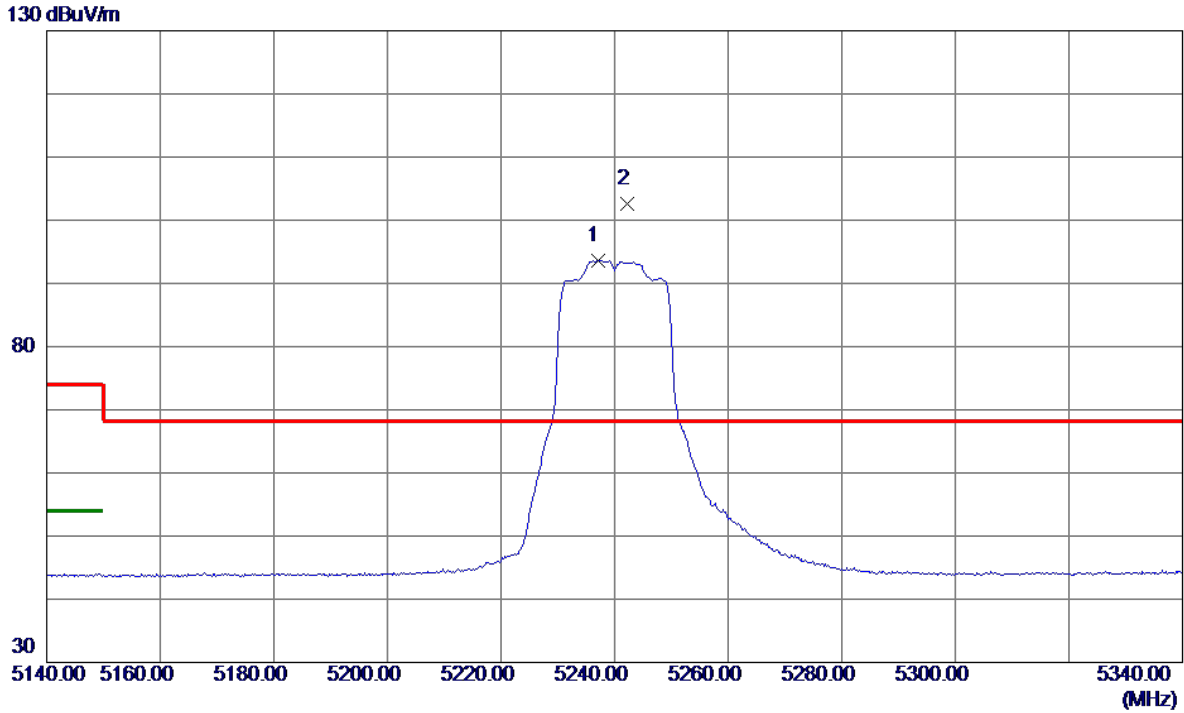


No.	Freq. MHz	Reading Level dBuV/m	Correct Factor dB	Measure ment dBuV/m	Limit dBuV/m	Margin dB	Detector	Comment
1	10479.2920	38.71	12.36	51.07	68.20	-17.13	Peak	
2 *	10479.9380	26.99	12.36	39.35	54.00	-14.65	AVG	

**REMARKS:**

- (1) Measurement Value = Reading Level + Correct Factor.
- (2) Margin Level = Measurement Value - Limit Value.

Test Mode	UNII-1_TX AX(HE20) Mode 5240 MHz	Polarization	Horizontal
-----------	----------------------------------	--------------	------------

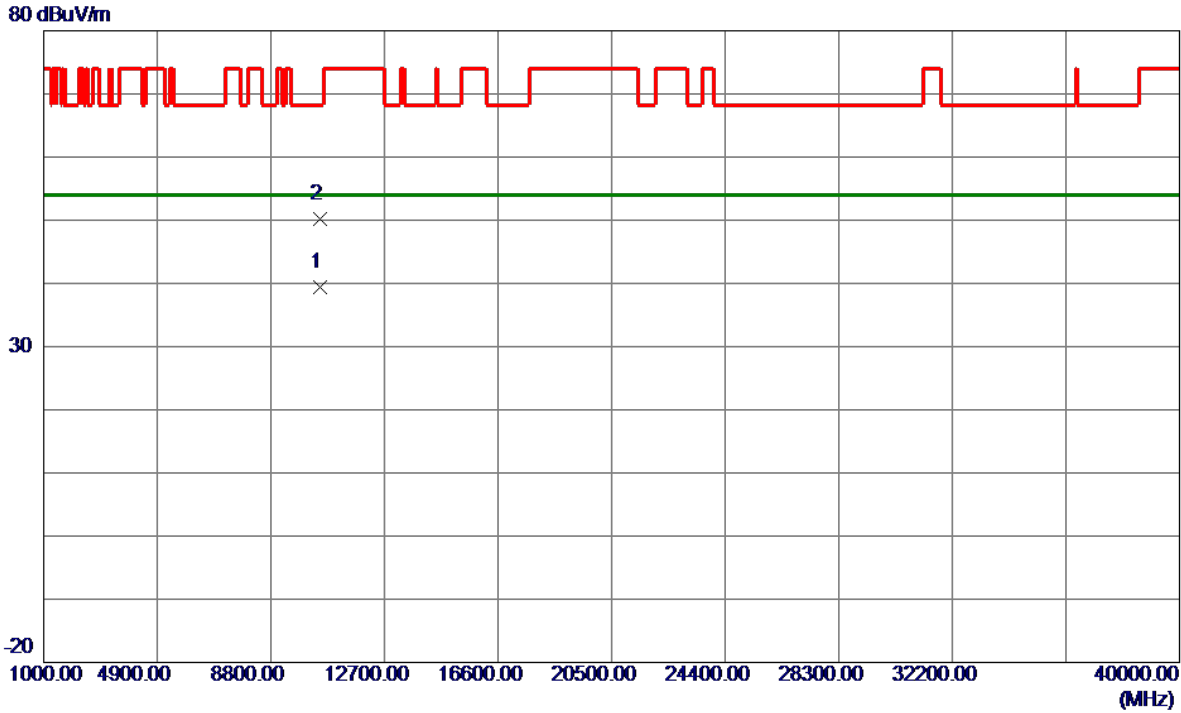


No.	Freq. MHz	Reading Level dBuV/m	Correct Factor dB	Measure ment dBuV/m	Limit dBuV/m	Margin dB	Detector	Comment
1	5237.0000	77.29	16.38	93.67	999.00	-905.33	AVG	No Limit
2 *	5242.2000	86.28	16.38	102.66	68.20	34.46	Peak	No Limit

**REMARKS:**

- (1) Measurement Value = Reading Level + Correct Factor.
- (2) Margin Level = Measurement Value - Limit Value.

Test Mode	UNII-1_TX AX(HE20) Mode 5240 MHz	Polarization	Horizontal
-----------	----------------------------------	--------------	------------

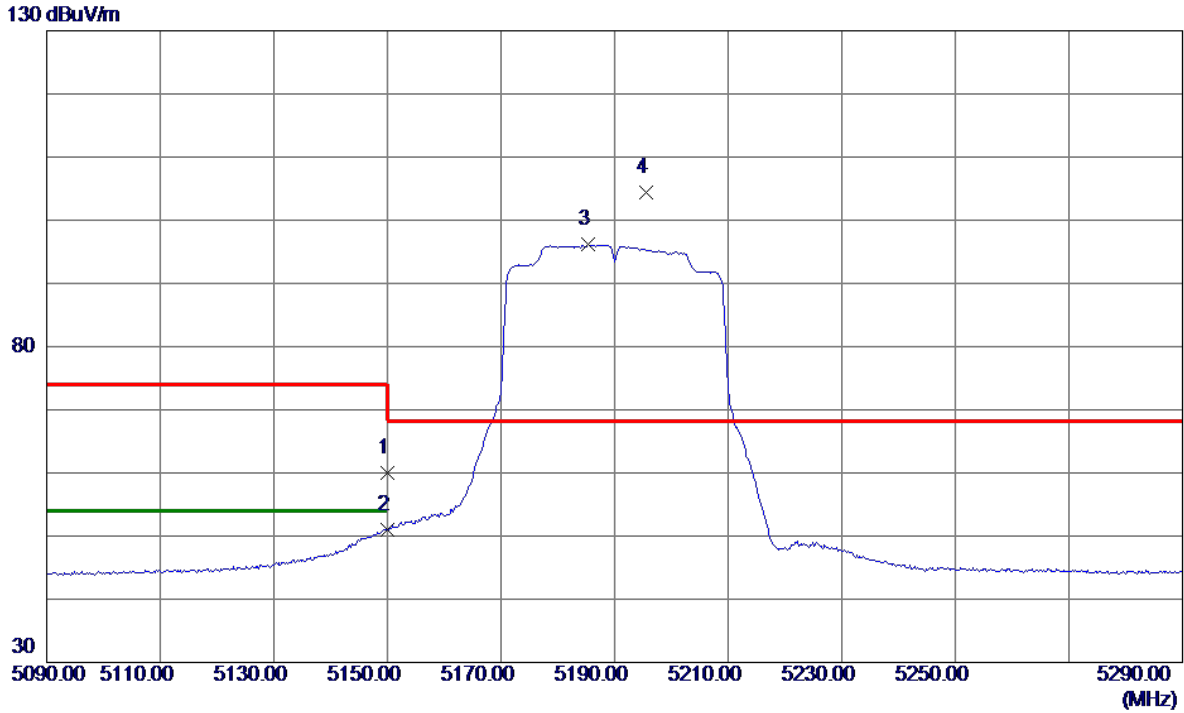


No.	Freq. MHz	Reading Level dBuV/m	Correct Factor dB	Measure ment dBuV/m	Limit dBuV/m	Margin dB	Detector	Comment
1 *	10480.0980	27.00	12.36	39.36	54.00	-14.64	AVG	
2	10480.3520	37.81	12.36	50.17	68.20	-18.03	Peak	

**REMARKS:**

- (1) Measurement Value = Reading Level + Correct Factor.
- (2) Margin Level = Measurement Value - Limit Value.

Test Mode	UNII-1_TX AX(HE40) Mode 5190 MHz	Polarization	Vertical
-----------	----------------------------------	--------------	----------



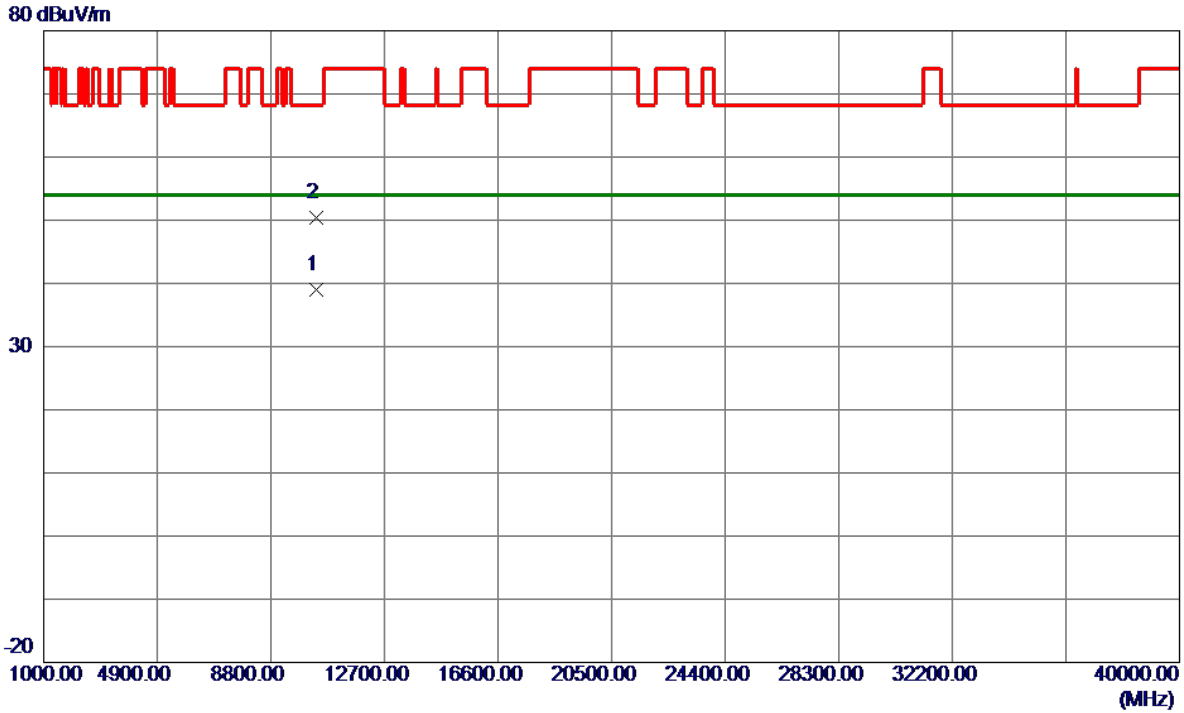
No.	Freq. MHz	Reading Level dBuV/m	Correct Factor dB	Measure ment dBuV/m	Limit dBuV/m	Margin dB	Detector	Comment
1	5150.0000	43.64	16.28	59.92	74.00	-14.08	Peak	
2	5150.0000	34.75	16.28	51.03	54.00	-2.97	AVG	
3	5185.4000	79.80	16.32	96.12	999.00	-902.88	AVG	No Limit
4 *	5195.6000	88.05	16.33	104.38	68.20	36.18	Peak	No Limit

**REMARKS:**

- (1) Measurement Value = Reading Level + Correct Factor.
- (2) Margin Level = Measurement Value - Limit Value.



Test Mode	UNII-1_TX AX(HE40) Mode 5190 MHz	Polarization	Vertical
-----------	----------------------------------	--------------	----------

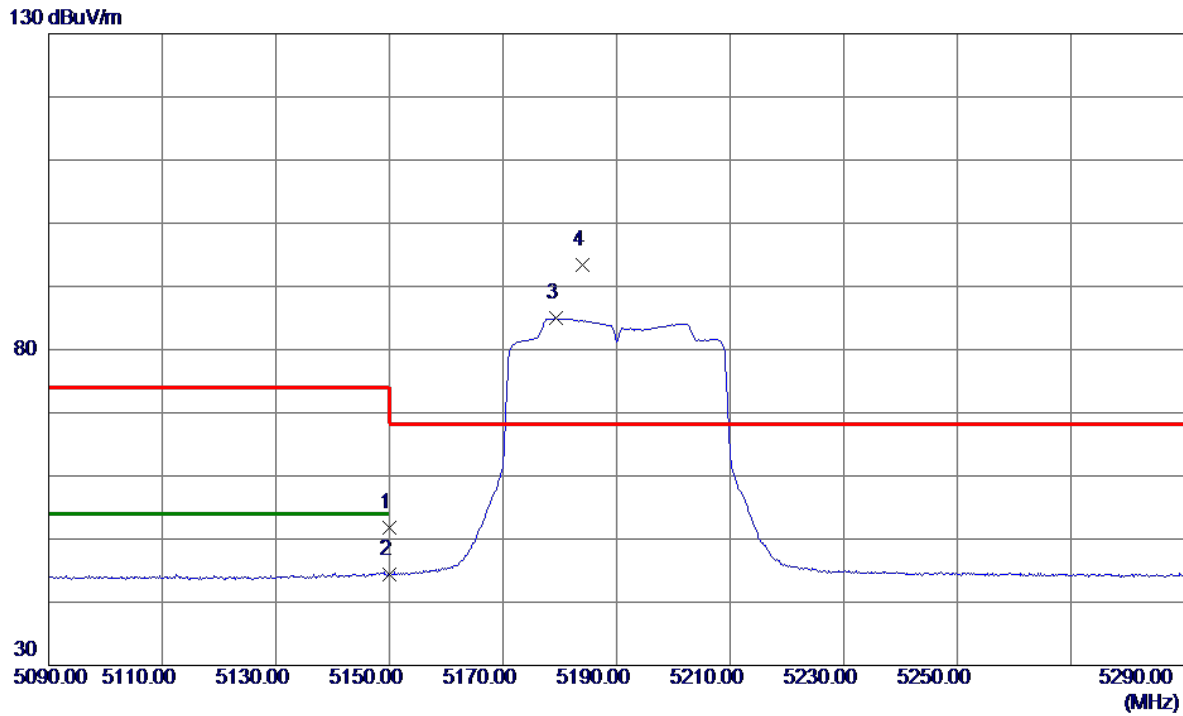


No.	Freq. MHz	Reading Level dBuV/m	Correct Factor dB	Measure ment dBuV/m	Limit dBuV/m	Margin dB	Detector	Comment
1 *	10379.8339	26.75	12.30	39.05	54.00	-14.95	AVG	
2	10380.7619	38.03	12.30	50.33	68.20	-17.87	Peak	

**REMARKS:**

- (1) Measurement Value = Reading Level + Correct Factor.
- (2) Margin Level = Measurement Value - Limit Value.

Test Mode	UNII-1_TX AX(HE40) Mode 5190 MHz	Polarization	Horizontal
-----------	----------------------------------	--------------	------------

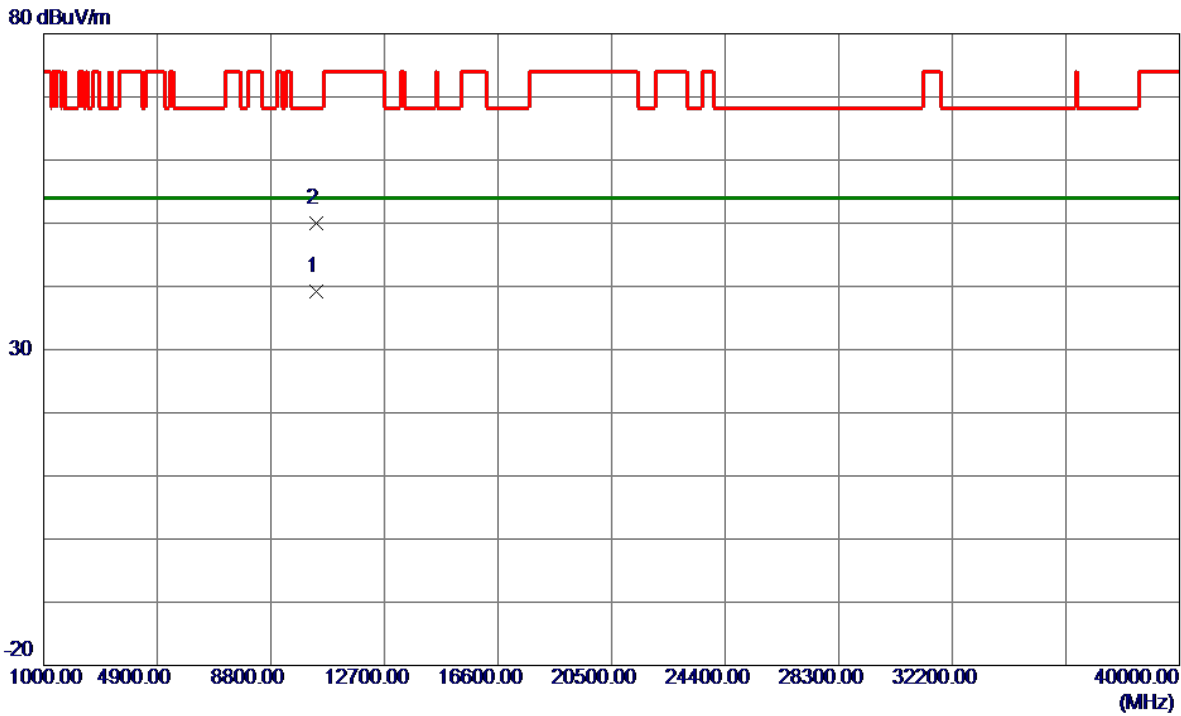


No.	Freq. MHz	Reading Level dBuV/m	Correct Factor dB	Measure ment dBuV/m	Limit dBuV/m	Margin dB	Detector	Comment
1	5150.0000	35.54	16.28	51.82	74.00	-22.18	Peak	
2	5150.0000	28.08	16.28	44.36	54.00	-9.64	AVG	
3	5179.4000	68.63	16.32	84.95	999.00	-914.05	AVG	No Limit
4 *	5184.0000	77.12	16.32	93.44	68.20	25.24	Peak	No Limit

**REMARKS:**

- (1) Measurement Value = Reading Level + Correct Factor.
- (2) Margin Level = Measurement Value - Limit Value.

Test Mode	UNII-1_TX AX(HE40) Mode 5190 MHz	Polarization	Horizontal
-----------	----------------------------------	--------------	------------

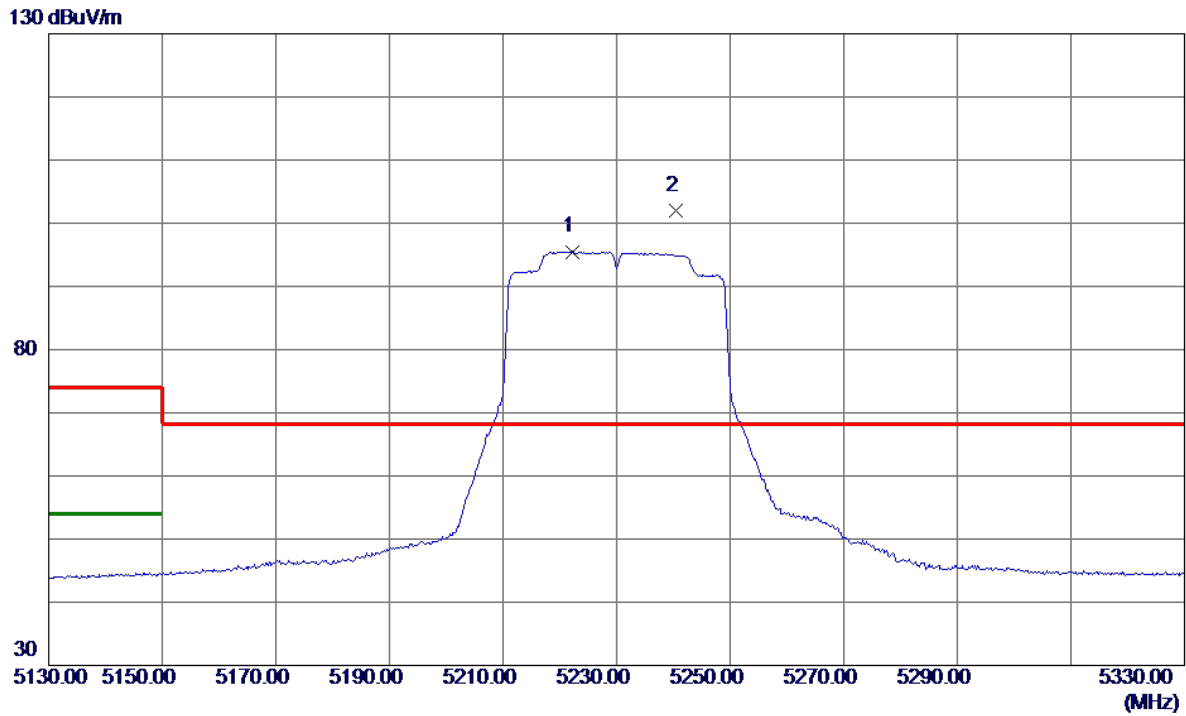


No.	Freq. MHz	Reading Level dBuV/m	Correct Factor dB	Measure ment dBuV/m	Limit dBuV/m	Margin dB	Detector	Comment
1 *	10379.9460	26.90	12.30	39.20	54.00	-14.80	AVG	
2	10380.0439	37.61	12.30	49.91	68.20	-18.29	Peak	

**REMARKS:**

- (1) Measurement Value = Reading Level + Correct Factor.
- (2) Margin Level = Measurement Value - Limit Value.

Test Mode	UNII-1_TX AX(HE40) Mode 5230 MHz	Polarization	Vertical
-----------	----------------------------------	--------------	----------

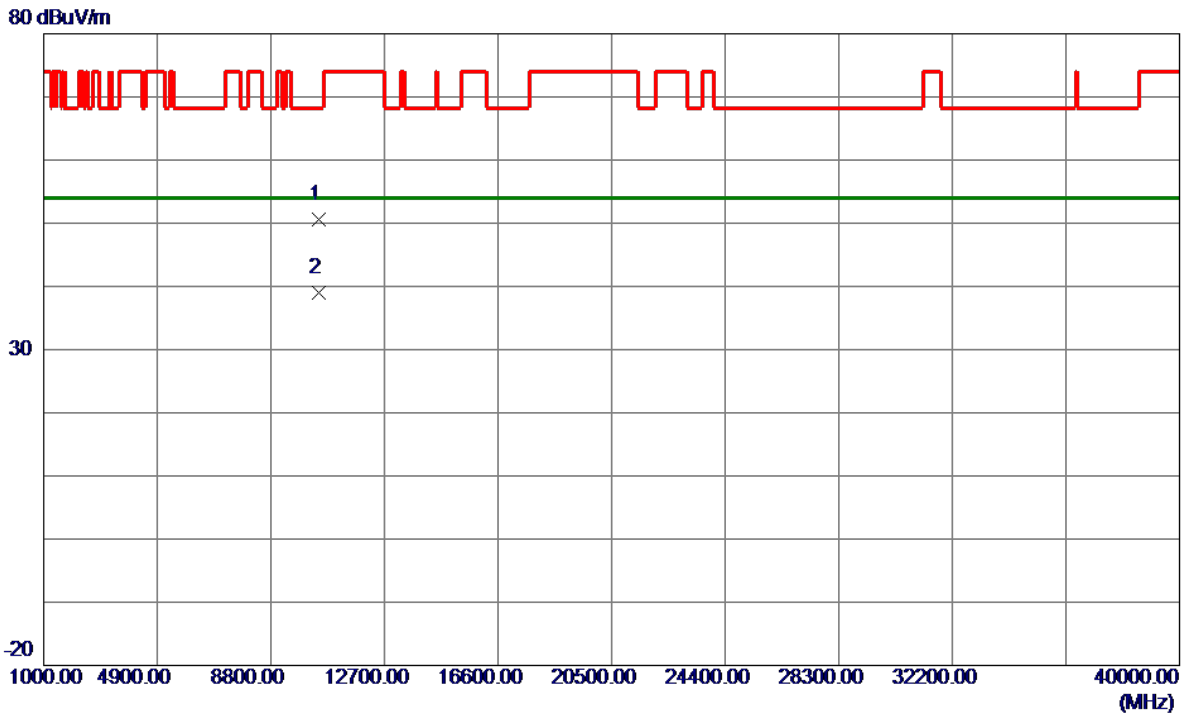


No.	Freq. MHz	Reading Level dBuV/m	Correct Factor dB	Measure ment dBuV/m	Limit dBuV/m	Margin dB	Detector	Comment
1	5222.2000	79.14	16.36	95.50	999.00	-903.50	AVG	No Limit
2 *	5240.4000	85.56	16.38	101.94	68.20	33.74	Peak	No Limit

**REMARKS:**

- (1) Measurement Value = Reading Level + Correct Factor.
- (2) Margin Level = Measurement Value - Limit Value.

Test Mode	UNII-1_TX AX(HE40) Mode 5230 MHz	Polarization	Vertical
-----------	----------------------------------	--------------	----------

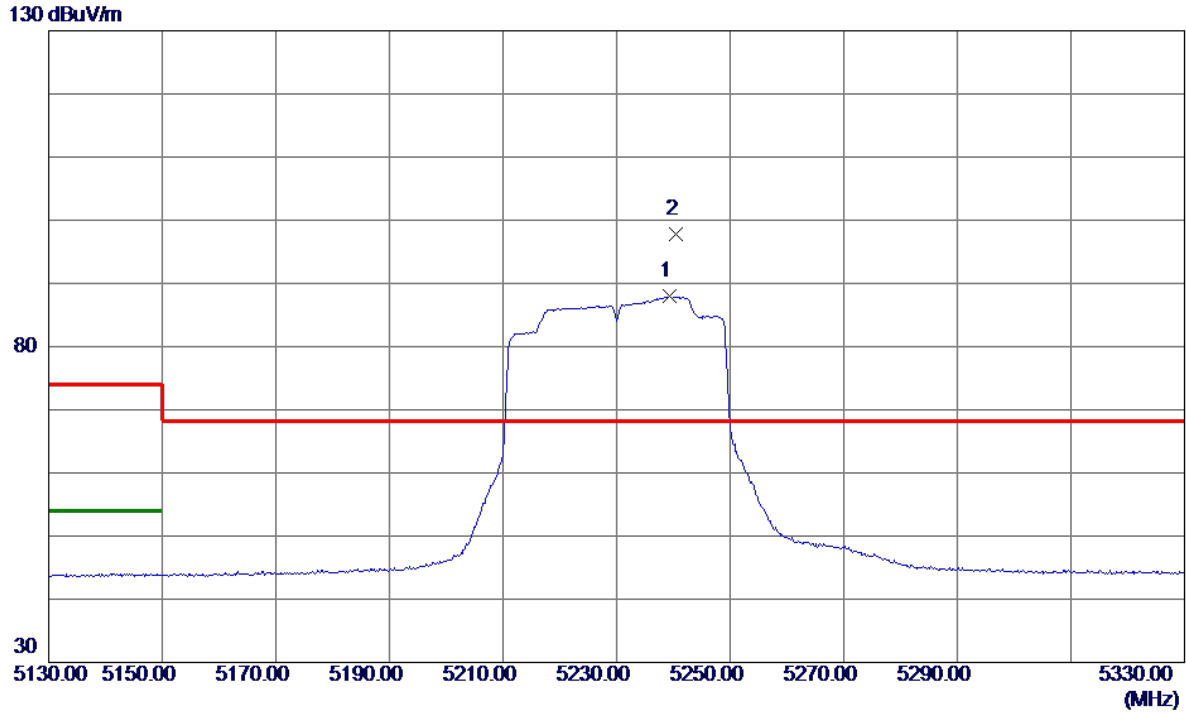


No.	Freq. MHz	Reading Level dBuV/m	Correct Factor dB	Measure ment dBuV/m	Limit dBuV/m	Margin dB	Detector	Comment
1	10459.8500	38.30	12.35	50.65	68.20	-17.55	Peak	
2 *	10460.0400	26.74	12.35	39.09	54.00	-14.91	AVG	

**REMARKS:**

- (1) Measurement Value = Reading Level + Correct Factor.
- (2) Margin Level = Measurement Value - Limit Value.

Test Mode	UNII-1_TX AX(HE40) Mode 5230 MHz	Polarization	Horizontal
-----------	----------------------------------	--------------	------------

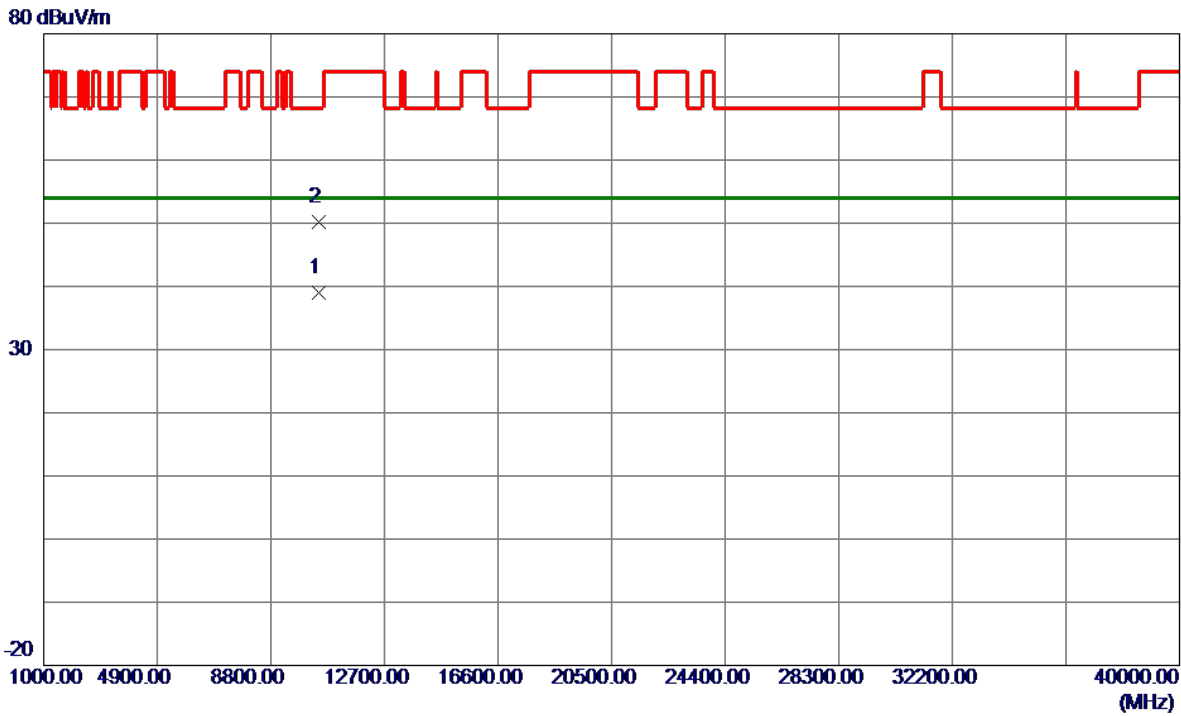


No.	Freq. MHz	Reading Level dBuV/m	Correct Factor dB	Measure ment dBuV/m	Limit dBuV/m	Margin dB	Detector	Comment
1	5239.4000	71.55	16.38	87.93	999.00	-911.07	AVG	No Limit
2 *	5240.4000	81.38	16.38	97.76	68.20	29.56	Peak	No Limit

REMARKS:

- (1) Measurement Value = Reading Level + Correct Factor.
- (2) Margin Level = Measurement Value - Limit Value.

Test Mode	UNII-1_TX AX(HE40) Mode 5230 MHz	Polarization	Horizontal
-----------	----------------------------------	--------------	------------

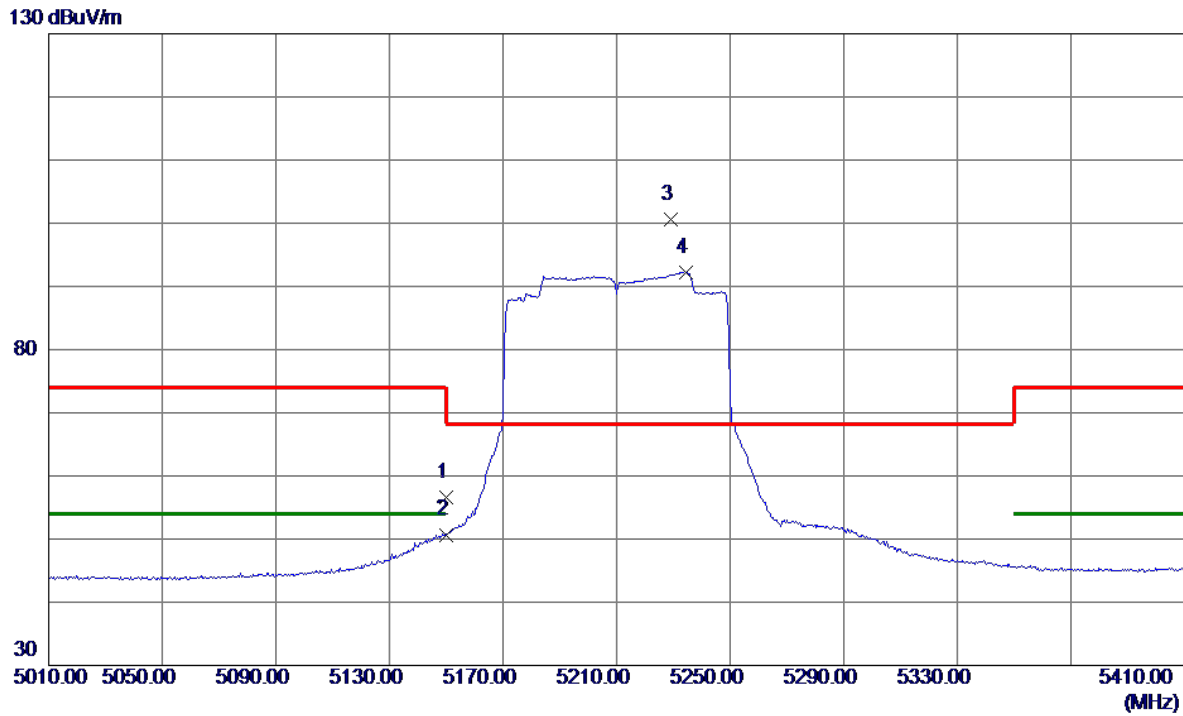


No.	Freq. MHz	Reading Level dBuV/m	Correct Factor dB	Measure ment dBuV/m	Limit dBuV/m	Margin dB	Detector	Comment
1 *	10459.4380	26.63	12.35	38.98	54.00	-15.02	AVG	
2	10459.5439	37.90	12.35	50.25	68.20	-17.95	Peak	

**REMARKS:**

- (1) Measurement Value = Reading Level + Correct Factor.
- (2) Margin Level = Measurement Value - Limit Value.

Test Mode	UNII-1_TX AX(HE80) Mode 5210 MHz	Polarization	Vertical
-----------	----------------------------------	--------------	----------



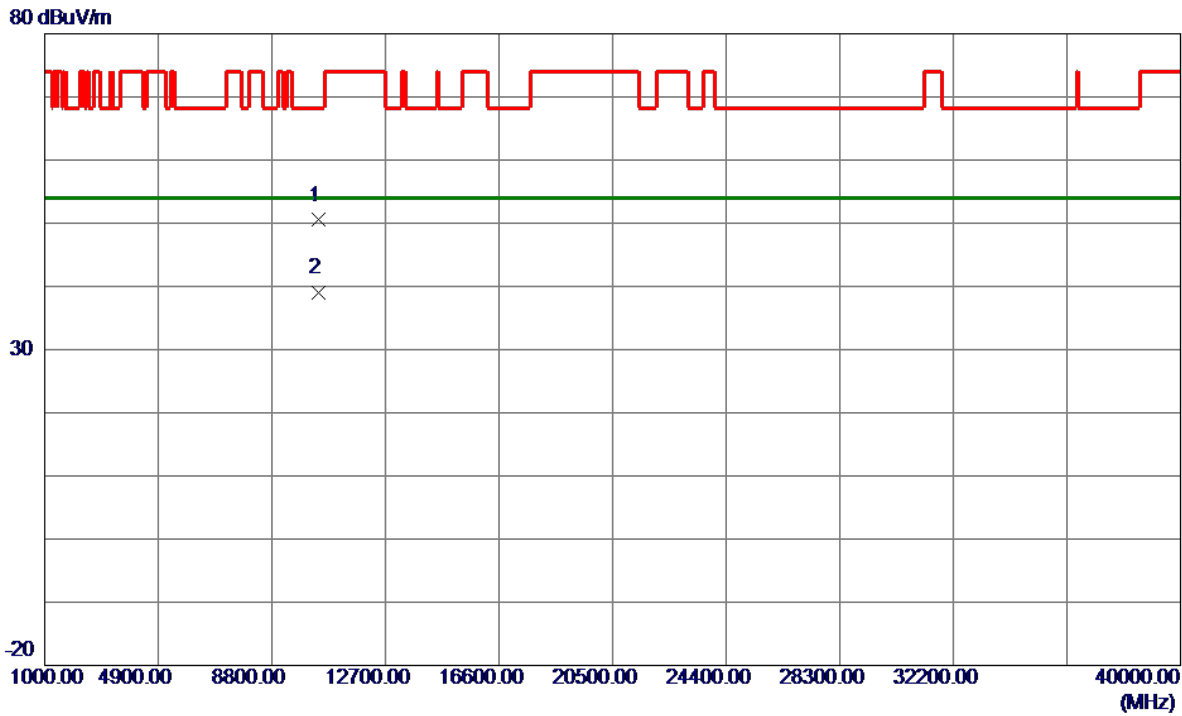
No.	Freq. MHz	Reading Level dBuV/m	Correct Factor dB	Measure ment dBuV/m	Limit dBuV/m	Margin dB	Detector	Comment
1	5150.0000	40.24	16.28	56.52	74.00	-17.48	Peak	
2	5150.0000	34.42	16.28	50.70	54.00	-3.30	AVG	
3 *	5229.2000	84.15	16.37	100.52	68.20	32.32	Peak	No Limit
4	5234.4000	75.87	16.38	92.25	999.00	-906.75	AVG	No Limit

REMARKS:

- (1) Measurement Value = Reading Level + Correct Factor.
- (2) Margin Level = Measurement Value - Limit Value.



Test Mode	UNII-1_TX AX(HE80) Mode 5210 MHz	Polarization	Vertical
-----------	----------------------------------	--------------	----------

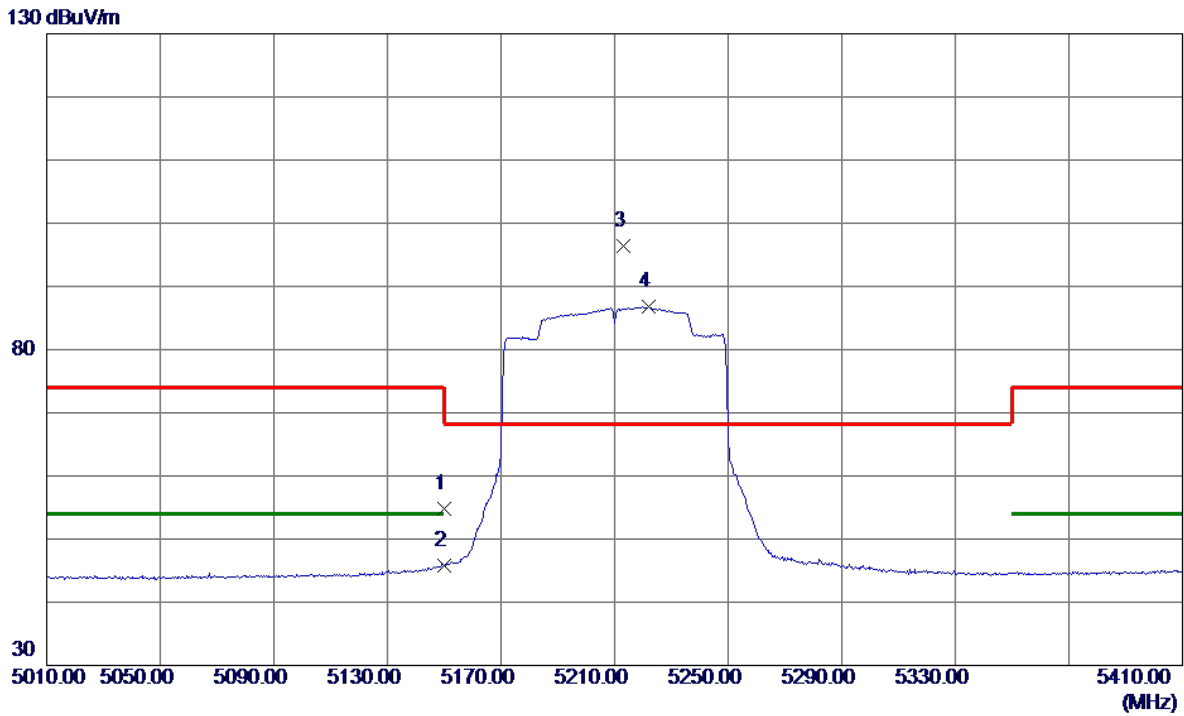


No.	Freq. MHz	Reading Level dBuV/m	Correct Factor dB	Measure ment dBuV/m	Limit dBuV/m	Margin dB	Detector	Comment
1	10419.3980	38.18	12.32	50.50	68.20	-17.70	Peak	
2 *	10420.9580	26.65	12.33	38.98	54.00	-15.02	AVG	

REMARKS:

- (1) Measurement Value = Reading Level + Correct Factor.
- (2) Margin Level = Measurement Value - Limit Value.

Test Mode	UNII-1_TX AX(HE80) Mode 5210 MHz	Polarization	Horizontal
-----------	----------------------------------	--------------	------------

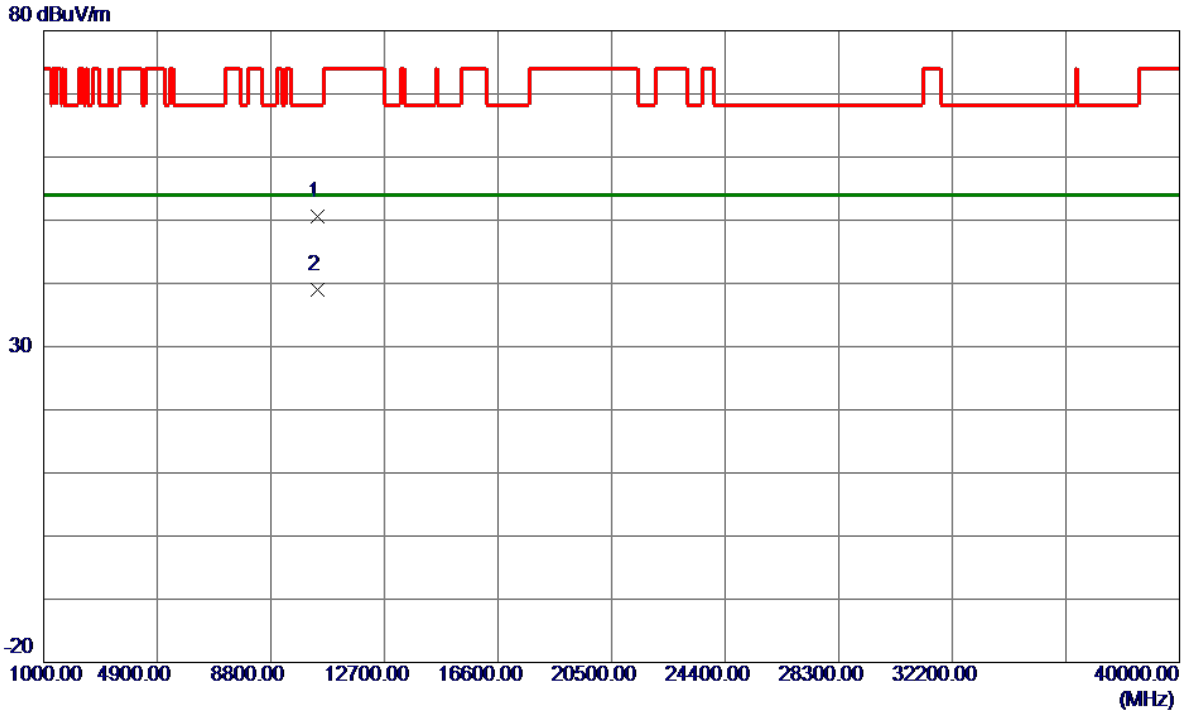


No.	Freq. MHz	Reading Level dBuV/m	Correct Factor dB	Measure ment dBuV/m	Limit dBuV/m	Margin dB	Detector	Comment
1	5150.0000	38.49	16.28	54.77	74.00	-19.23	Peak	
2	5150.0000	29.60	16.28	45.88	54.00	-8.12	AVG	
3 *	5213.2000	80.03	16.35	96.38	68.20	28.18	Peak	No Limit
4	5222.0000	70.53	16.36	86.89	999.00	-912.11	AVG	No Limit

**REMARKS:**

- (1) Measurement Value = Reading Level + Correct Factor.
- (2) Margin Level = Measurement Value - Limit Value.

Test Mode	UNII-1_TX AX(HE80) Mode 5210 MHz	Polarization	Horizontal
-----------	----------------------------------	--------------	------------

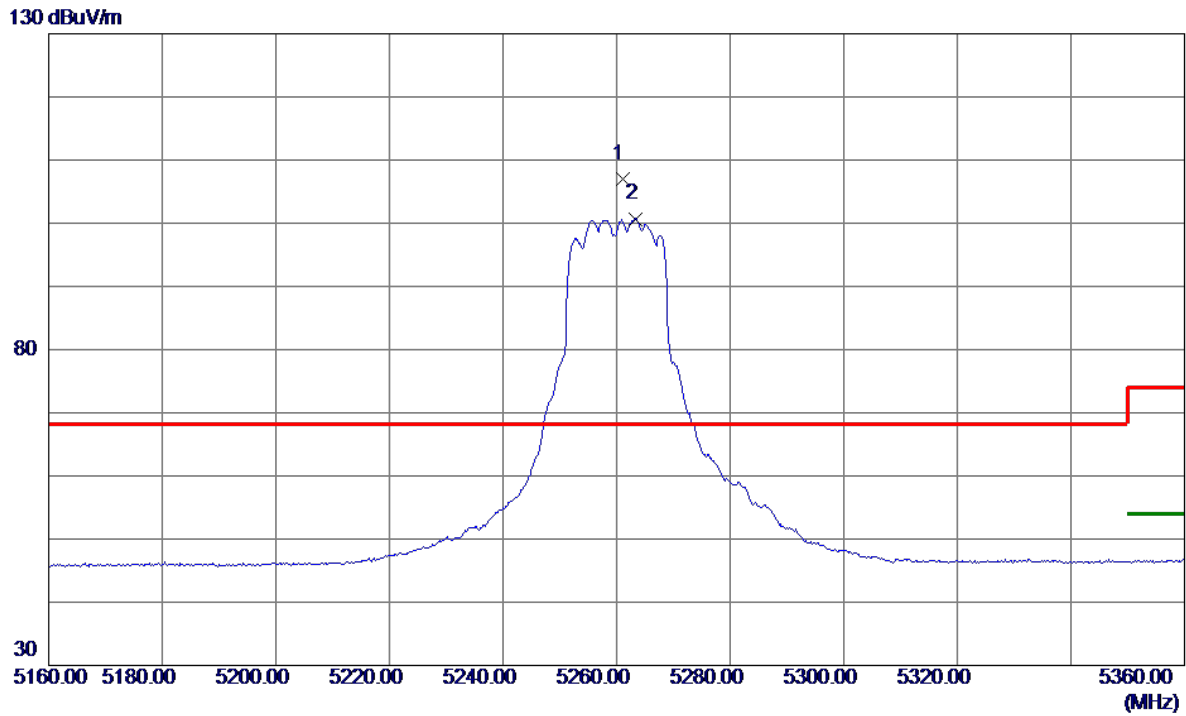


No.	Freq. MHz	Reading Level dBuV/m	Correct Factor dB	Measure ment dBuV/m	Limit dBuV/m	Margin dB	Detector	Comment
1	10420.4840	38.22	12.32	50.54	68.20	-17.66	Peak	
2 *	10420.7100	26.66	12.32	38.98	54.00	-15.02	AVG	

**REMARKS:**

- (1) Measurement Value = Reading Level + Correct Factor.
- (2) Margin Level = Measurement Value - Limit Value.

Test Mode	UNII-2A_TX A Mode 5260 MHz	Polarization	Vertical
-----------	----------------------------	--------------	----------

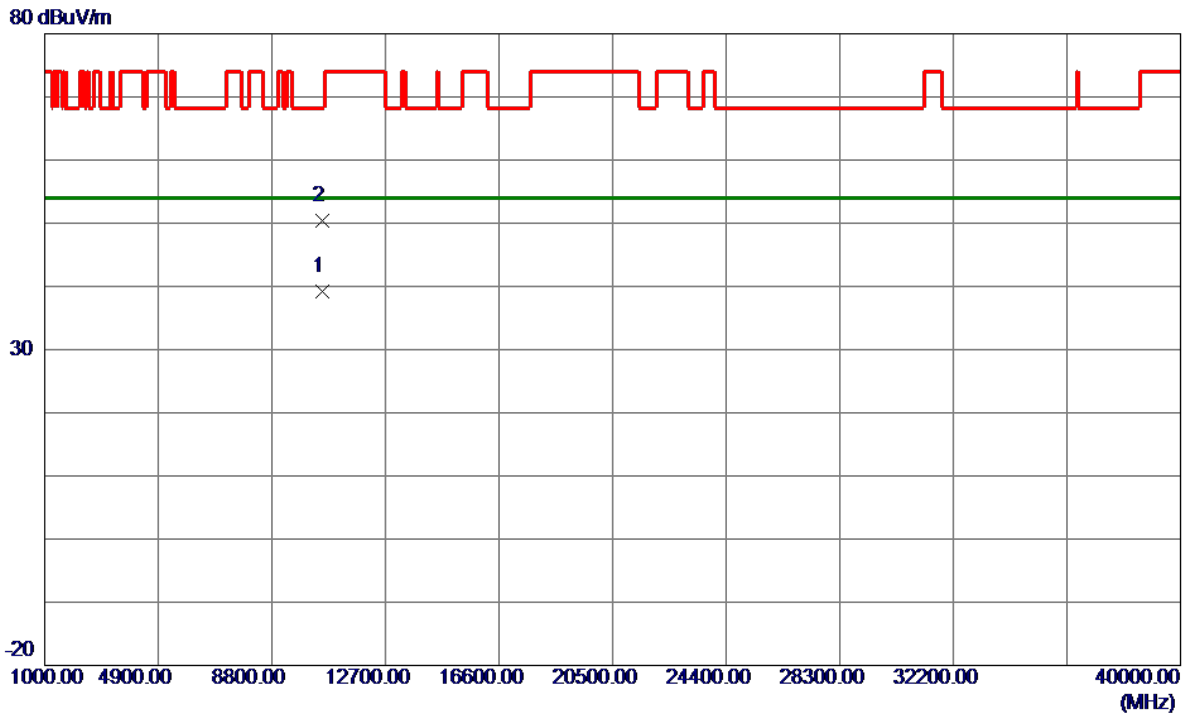


No.	Freq. MHz	Reading Level dBuV/m	Correct Factor dB	Measure ment dBuV/m	Limit dBuV/m	Margin dB	Detector	Comment
1 *	5261.0000	90.55	16.40	106.95	68.20	38.75	Peak	No Limit
2	5263.4000	84.29	16.41	100.70	999.00	-898.30	AVG	No Limit

REMARKS:

- (1) Measurement Value = Reading Level + Correct Factor.
- (2) Margin Level = Measurement Value - Limit Value.

Test Mode	UNII-2A_TX A Mode 5260 MHz	Polarization	Vertical
-----------	----------------------------	--------------	----------

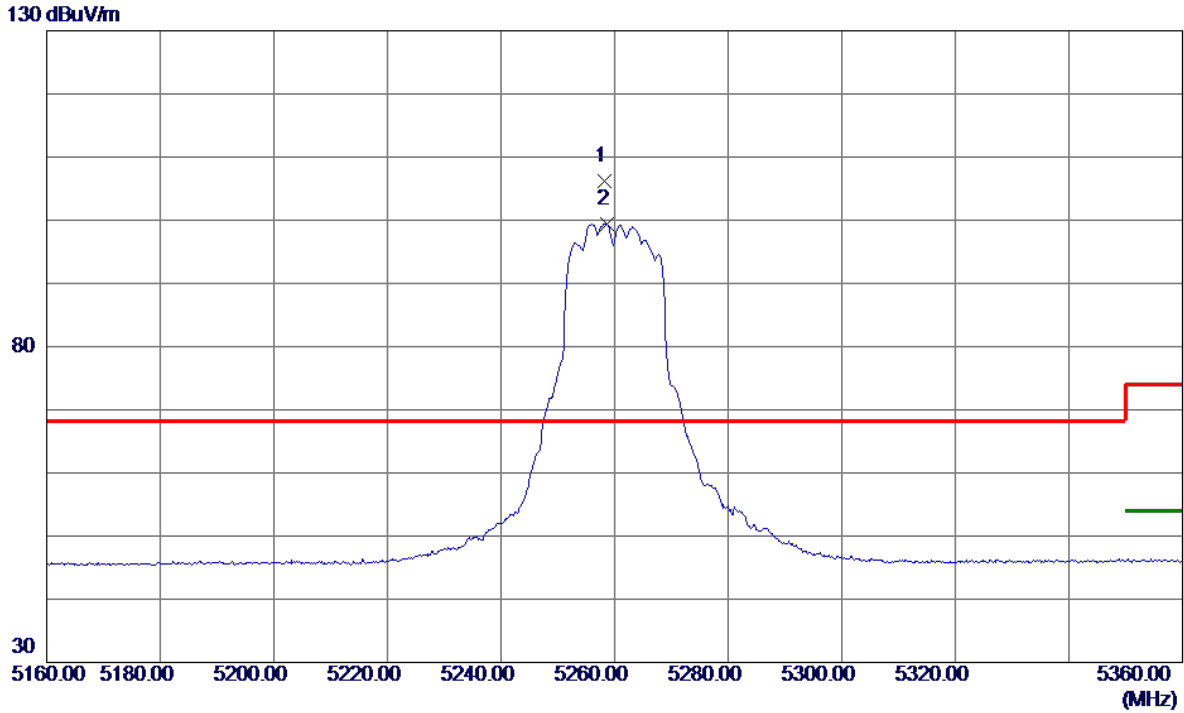


No.	Freq. MHz	Reading Level dBuV/m	Correct Factor dB	Measure ment dBuV/m	Limit dBuV/m	Margin dB	Detector	Comment
1 *	10520.2800	26.88	12.39	39.27	54.00	-14.73	AVG	
2	10522.4000	38.07	12.39	50.46	68.20	-17.74	Peak	

**REMARKS:**

- (1) Measurement Value = Reading Level + Correct Factor.
- (2) Margin Level = Measurement Value - Limit Value.

Test Mode	UNII-2A_TX A Mode 5260 MHz	Polarization	Horizontal
-----------	----------------------------	--------------	------------

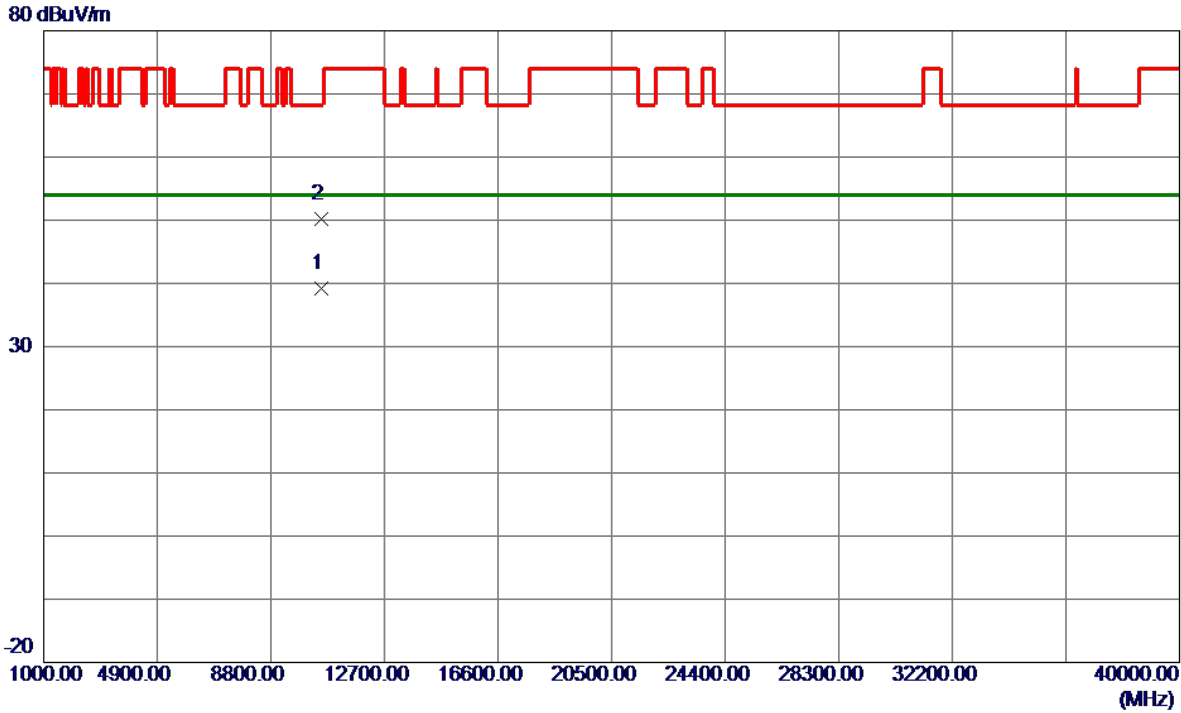


No.	Freq. MHz	Reading Level dBuV/m	Correct Factor dB	Measure ment dBuV/m	Limit dBuV/m	Margin dB	Detector	Comment
1 *	5258.2000	89.72	16.40	106.12	68.20	37.92	Peak	No Limit
2	5258.6000	83.08	16.40	99.48	999.00	-899.52	AVG	No Limit

**REMARKS:**

- (1) Measurement Value = Reading Level + Correct Factor.
- (2) Margin Level = Measurement Value - Limit Value.

Test Mode	UNII-2A_TX A Mode 5260 MHz	Polarization	Horizontal
-----------	----------------------------	--------------	------------

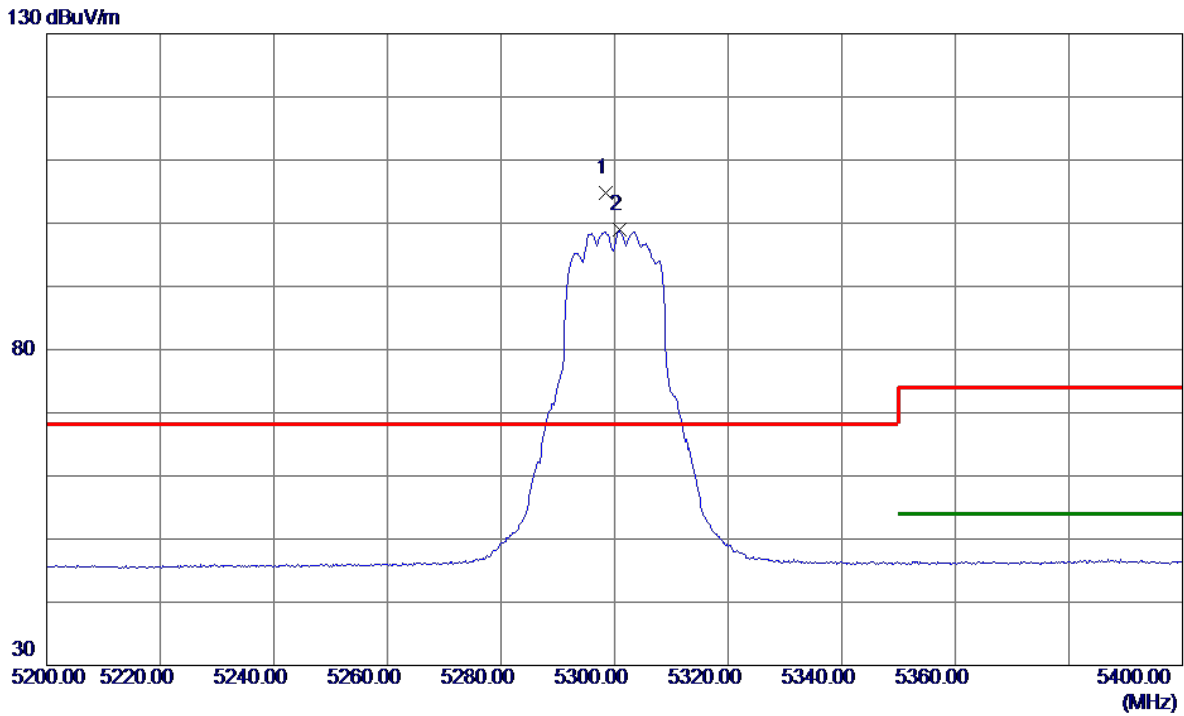


No.	Freq. MHz	Reading Level dBuV/m	Correct Factor dB	Measure ment dBuV/m	Limit dBuV/m	Margin dB	Detector	Comment
1 *	10516.1700	26.75	12.39	39.14	54.00	-14.86	AVG	
2	10516.4700	37.75	12.39	50.14	68.20	-18.06	Peak	

**REMARKS:**

- (1) Measurement Value = Reading Level + Correct Factor.
- (2) Margin Level = Measurement Value - Limit Value.

Test Mode	UNII-2A_TX A Mode 5300 MHz	Polarization	Vertical
-----------	----------------------------	--------------	----------



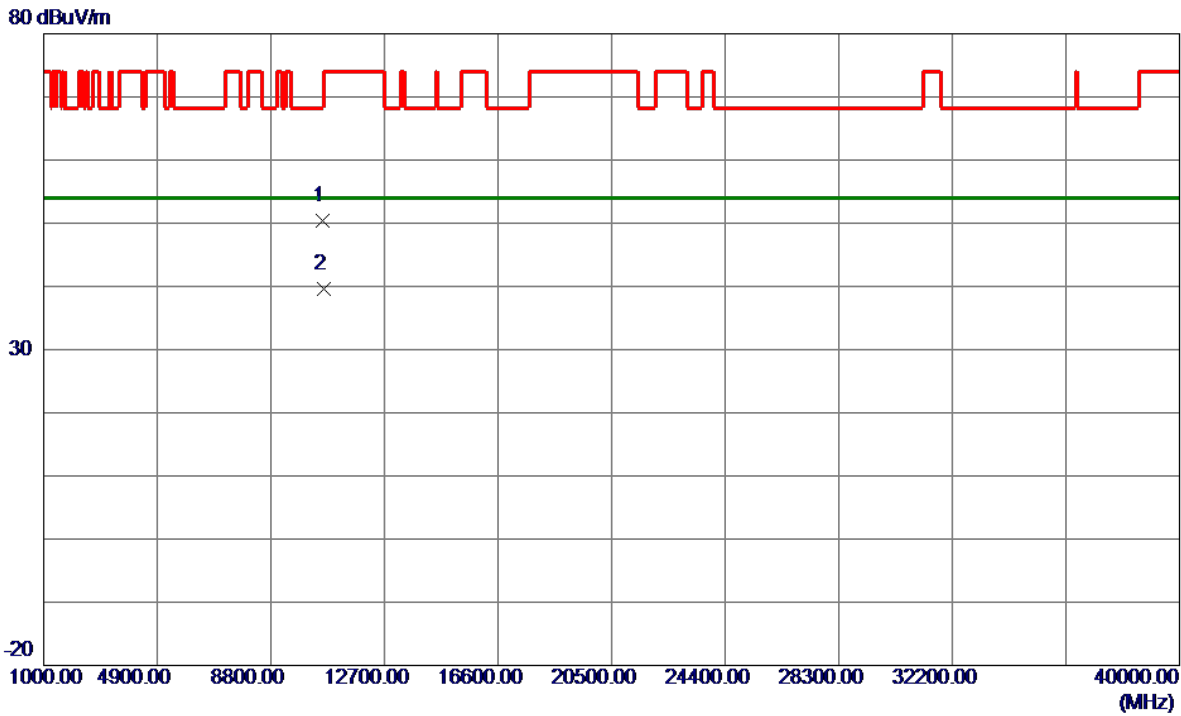
No.	Freq. MHz	Reading Level dBuV/m	Correct Factor dB	Measure ment dBuV/m	Limit dBuV/m	Margin dB	Detector	Comment
1 *	5298.4000	88.33	16.45	104.78	68.20	36.58	Peak	No Limit
2	5300.8000	82.48	16.45	98.93	999.00	-900.07	AVG	No Limit

**REMARKS:**

- (1) Measurement Value = Reading Level + Correct Factor.
- (2) Margin Level = Measurement Value - Limit Value.



Test Mode	UNII-2A_TX A Mode 5300 MHz	Polarization	Vertical
-----------	----------------------------	--------------	----------

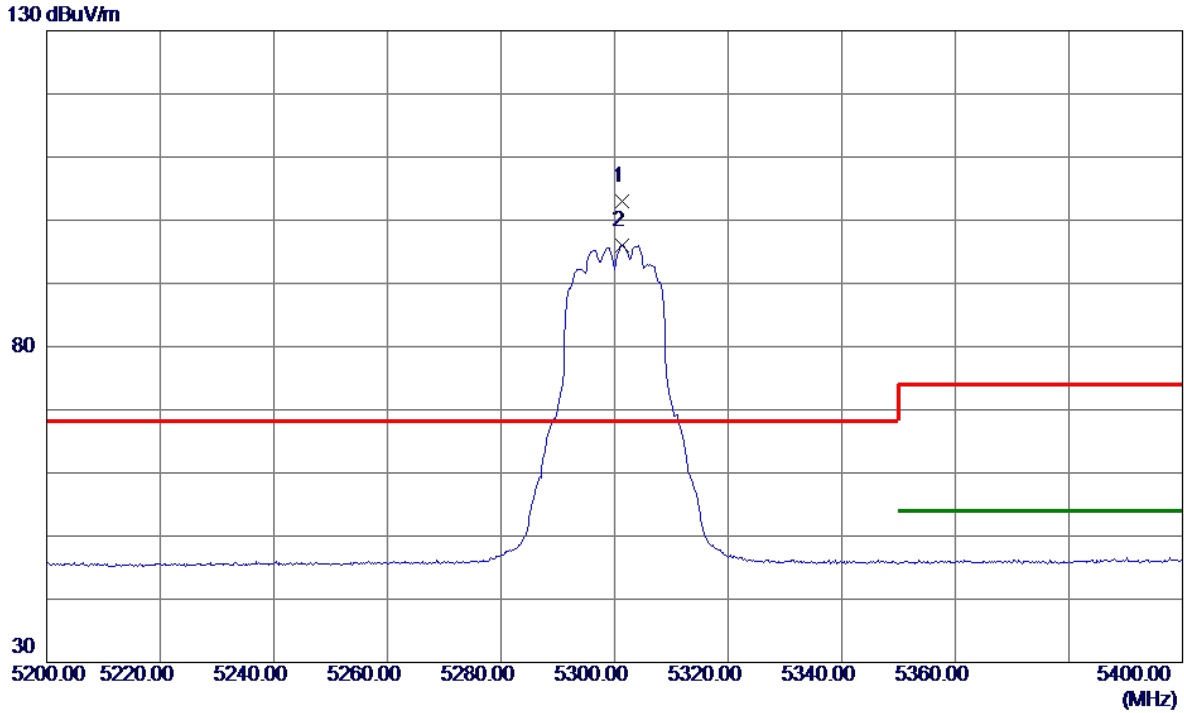


No.	Freq. MHz	Reading Level dBuV/m	Correct Factor dB	Measure ment dBuV/m	Limit dBuV/m	Margin dB	Detector	Comment
1	10598.2600	38.02	12.45	50.47	68.20	-17.73	Peak	
2 *	10601.2200	27.09	12.46	39.55	54.00	-14.45	AVG	

**REMARKS:**

- (1) Measurement Value = Reading Level + Correct Factor.
- (2) Margin Level = Measurement Value - Limit Value.

Test Mode	UNII-2A_TX A Mode 5300 MHz	Polarization	Horizontal
-----------	----------------------------	--------------	------------

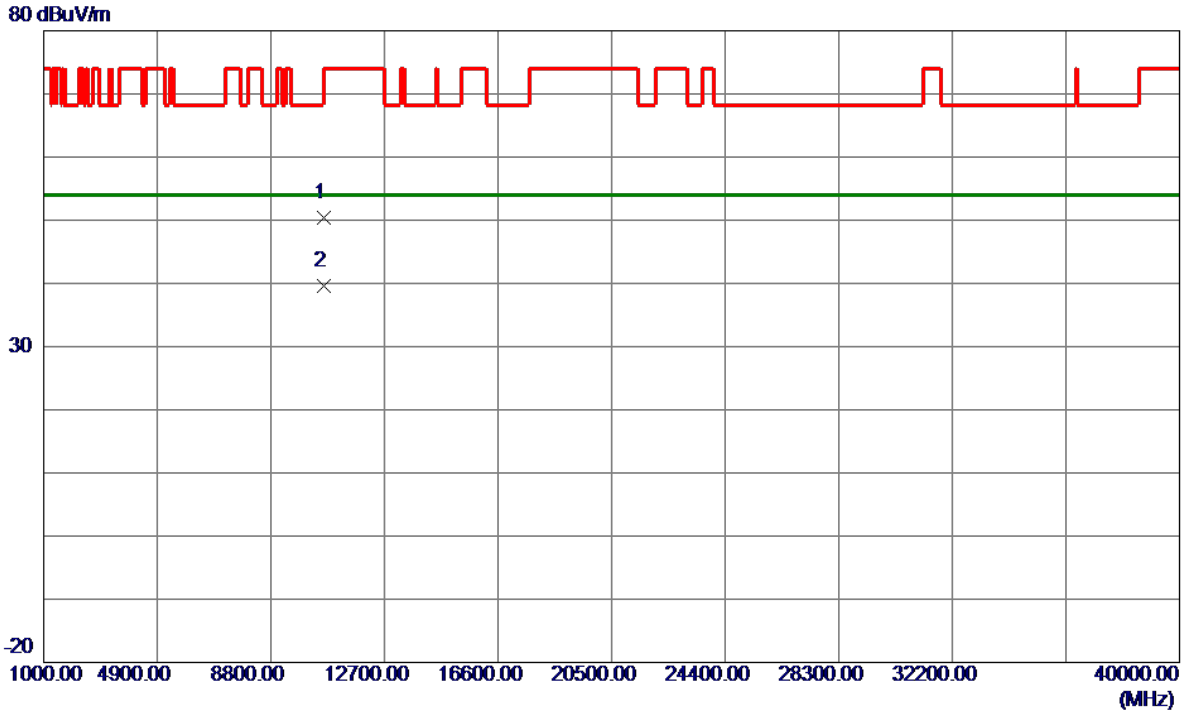


No.	Freq. MHz	Reading Level dBuV/m	Correct Factor dB	Measure ment dBuV/m	Limit dBuV/m	Margin dB	Detector	Comment
1 *	5301.4000	86.56	16.45	103.01	68.20	34.81	Peak	No Limit
2	5301.4000	79.58	16.45	96.03	999.00	-902.97	AVG	No Limit

**REMARKS:**

- (1) Measurement Value = Reading Level + Correct Factor.
- (2) Margin Level = Measurement Value - Limit Value.

Test Mode	UNII-2A_TX A Mode 5300 MHz	Polarization	Horizontal
-----------	----------------------------	--------------	------------

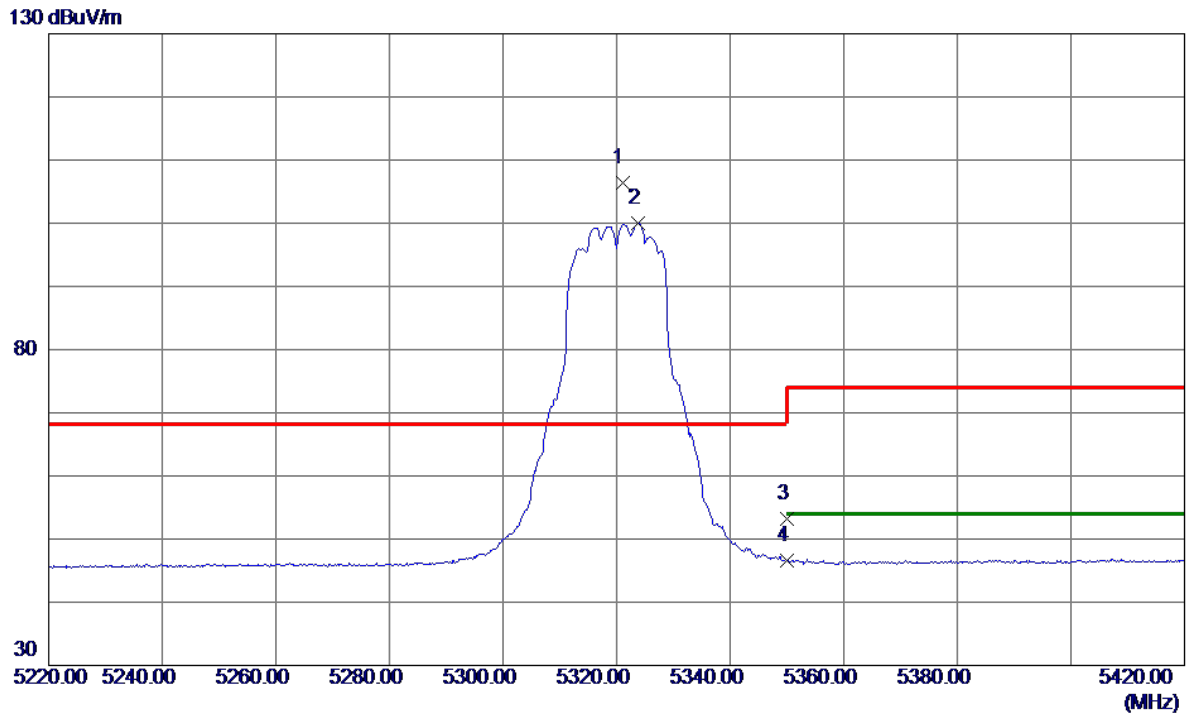


No.	Freq. MHz	Reading Level dBuV/m	Correct Factor dB	Measure ment dBuV/m	Limit dBuV/m	Margin dB	Detector	Comment
1	10601.8200	38.03	12.46	50.49	74.00	-23.51	Peak	
2 *	10604.7900	27.17	12.46	39.63	54.00	-14.37	AVG	

**REMARKS:**

- (1) Measurement Value = Reading Level + Correct Factor.
- (2) Margin Level = Measurement Value - Limit Value.

Test Mode	UNII-2A_TX A Mode 5320 MHz	Polarization	Vertical
-----------	----------------------------	--------------	----------

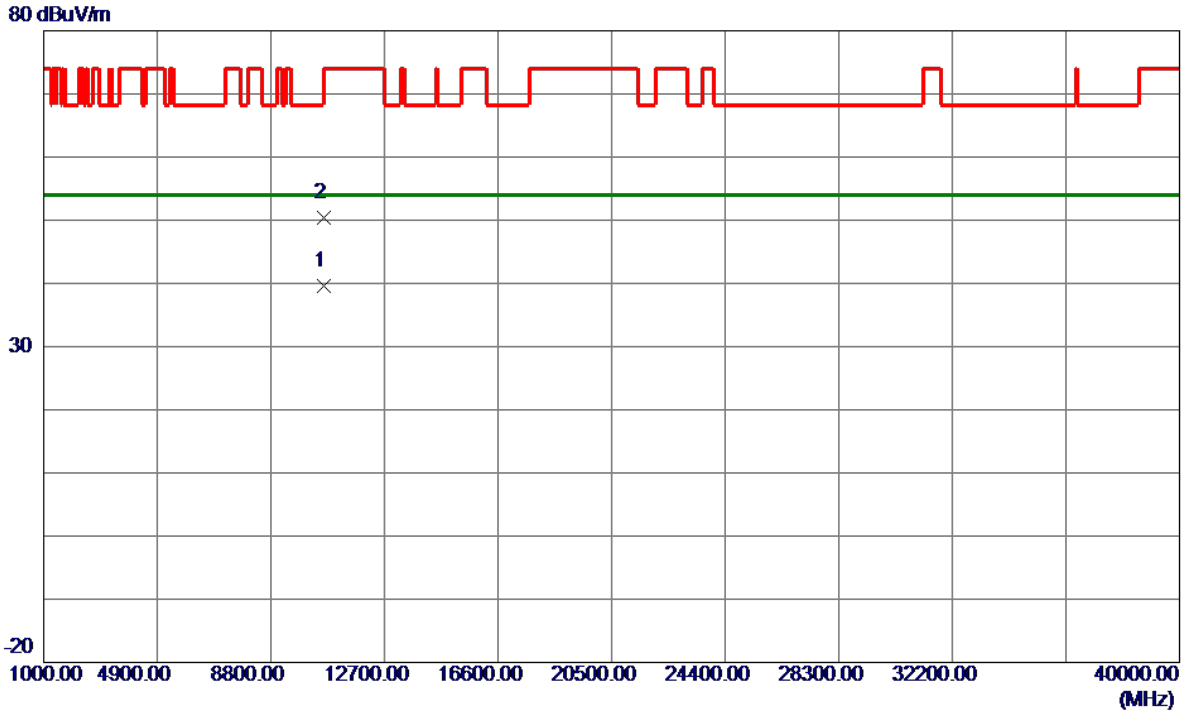


No.	Freq. MHz	Reading Level dBuV/m	Correct Factor dB	Measure ment dBuV/m	Limit dBuV/m	Margin dB	Detector	Comment
1 *	5321.0000	89.93	16.47	106.40	68.20	38.20	Peak	No Limit
2	5323.8000	83.53	16.47	100.00	999.00	-899.00	AVG	No Limit
3	5350.0000	36.79	16.50	53.29	74.00	-20.71	Peak	
4	5350.0000	30.10	16.50	46.60	54.00	-7.40	AVG	

REMARKS:

- (1) Measurement Value = Reading Level + Correct Factor.
- (2) Margin Level = Measurement Value - Limit Value.

Test Mode	UNII-2A_TX A Mode 5320 MHz	Polarization	Vertical
-----------	----------------------------	--------------	----------

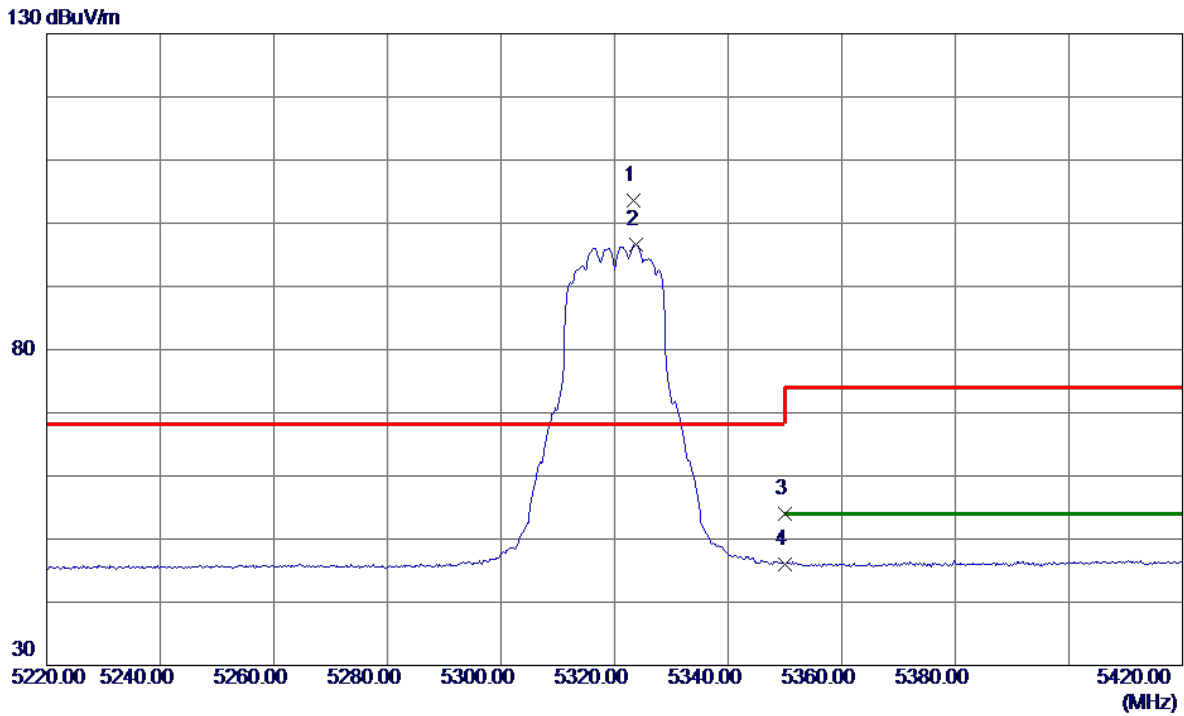


No.	Freq. MHz	Reading Level dBuV/m	Correct Factor dB	Measure ment dBuV/m	Limit dBuV/m	Margin dB	Detector	Comment
1 *	10637.0000	27.03	12.49	39.52	54.00	-14.48	AVG	
2	10640.1000	37.86	12.49	50.35	74.00	-23.65	Peak	

REMARKS:

- (1) Measurement Value = Reading Level + Correct Factor.
- (2) Margin Level = Measurement Value - Limit Value.

Test Mode	UNII-2A_TX A Mode 5320 MHz	Polarization	Horizontal
-----------	----------------------------	--------------	------------

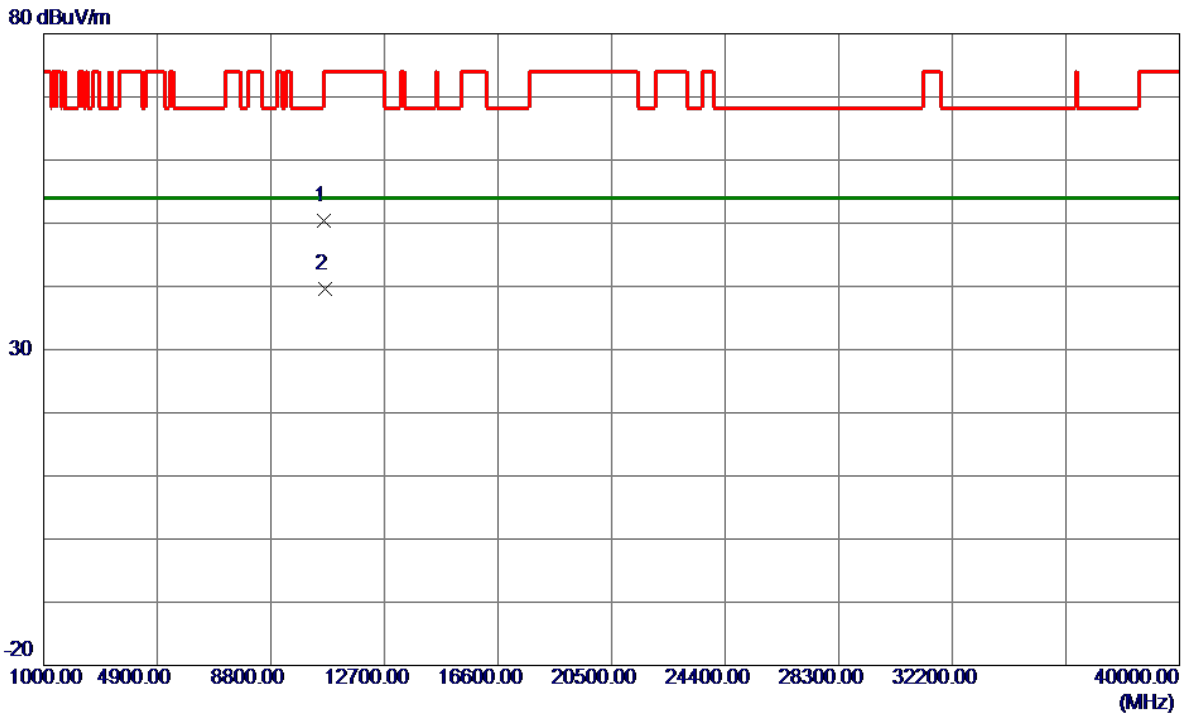


No.	Freq. MHz	Reading Level dBuV/m	Correct Factor dB	Measure ment dBuV/m	Limit dBuV/m	Margin dB	Detector	Comment
1 *	5323.4000	87.13	16.47	103.60	68.20	35.40	Peak	No Limit
2	5323.8000	80.12	16.47	96.59	999.00	-902.41	AVG	No Limit
3	5350.0000	37.52	16.50	54.02	74.00	-19.98	Peak	
4	5350.0000	29.49	16.50	45.99	54.00	-8.01	AVG	

**REMARKS:**

- (1) Measurement Value = Reading Level + Correct Factor.
- (2) Margin Level = Measurement Value - Limit Value.

Test Mode	UNII-2A_TX A Mode 5320 MHz	Polarization	Horizontal
-----------	----------------------------	--------------	------------

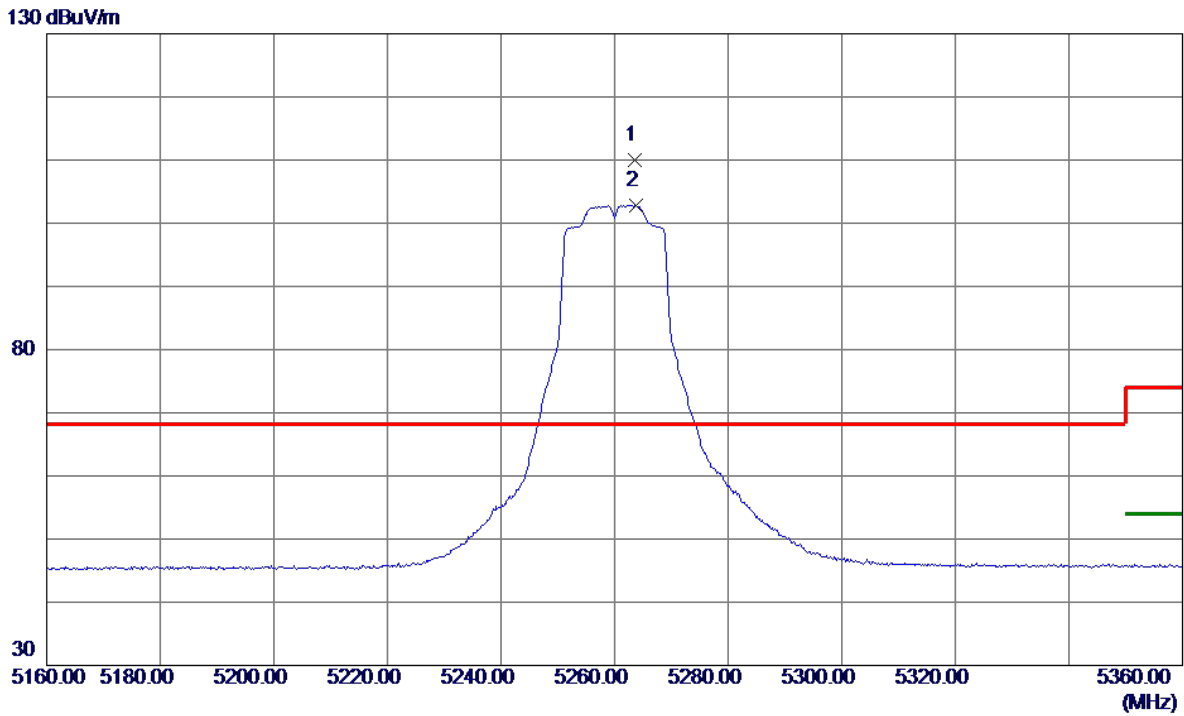


No.	Freq. MHz	Reading Level dBuV/m	Correct Factor dB	Measure ment dBuV/m	Limit dBuV/m	Margin dB	Detector	Comment
1	10639.6900	37.90	12.49	50.39	74.00	-23.61	Peak	
2 *	10644.9000	27.06	12.49	39.55	54.00	-14.45	AVG	

**REMARKS:**

- (1) Measurement Value = Reading Level + Correct Factor.
- (2) Margin Level = Measurement Value - Limit Value.

Test Mode	UNII-2A_TX AC(VHT20) Mode 5260 MHz	Polarization	Vertical
-----------	------------------------------------	--------------	----------



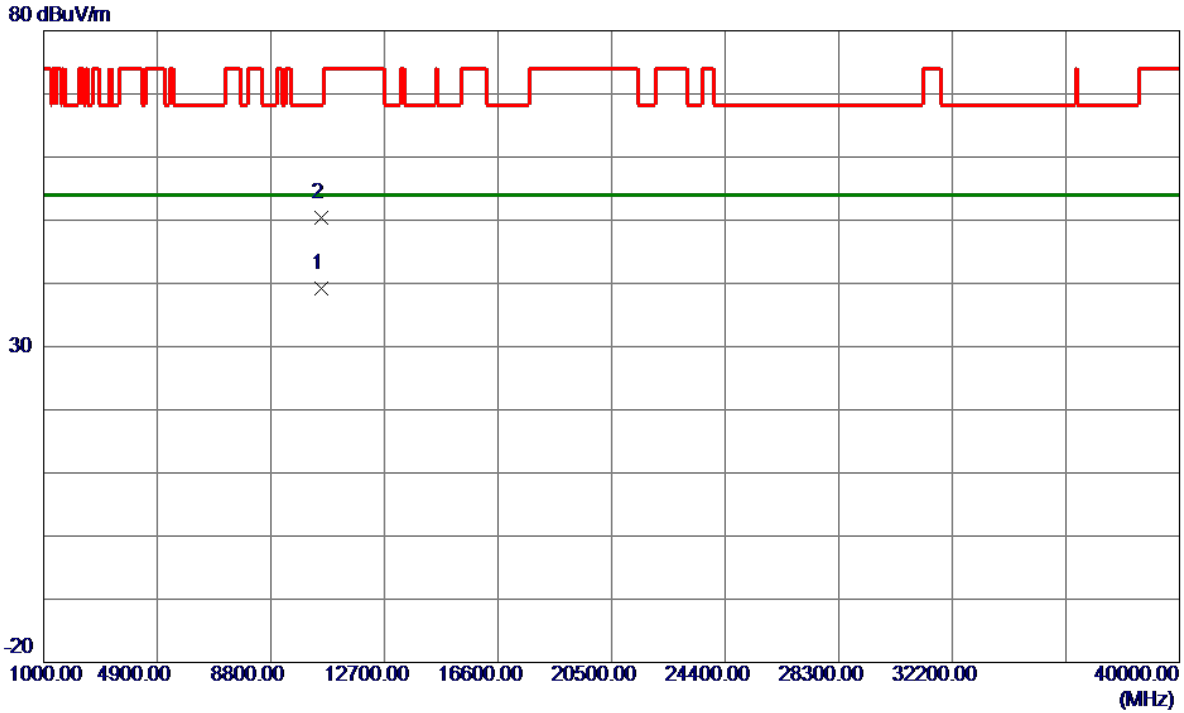
No.	Freq. MHz	Reading Level dBuV/m	Correct Factor dB	Measure ment dBuV/m	Limit dBuV/m	Margin dB	Detector	Comment
1 *	5263.6000	93.61	16.41	110.02	68.20	41.82	Peak	No Limit
2	5263.8000	86.44	16.41	102.85	999.00	-896.15	AVG	No Limit

**REMARKS:**

- (1) Measurement Value = Reading Level + Correct Factor.
- (2) Margin Level = Measurement Value - Limit Value.



Test Mode	UNII-2A_TX AC(VHT20) Mode 5260 MHz	Polarization	Vertical
-----------	------------------------------------	--------------	----------

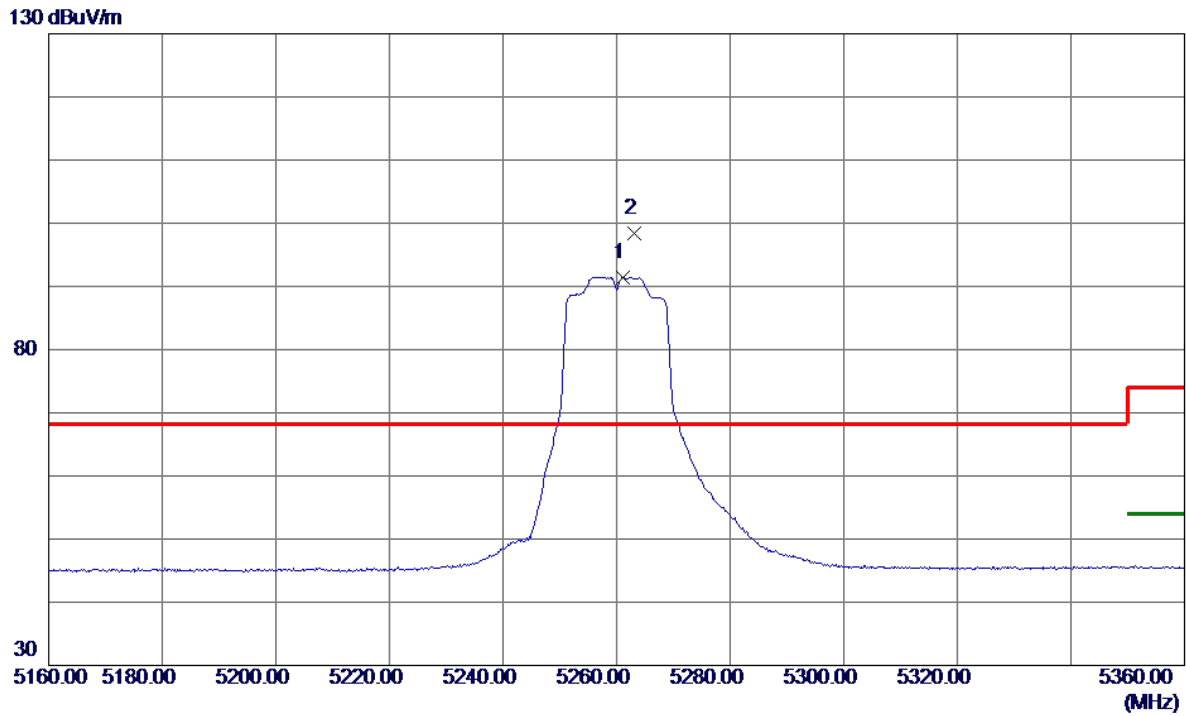


No.	Freq. MHz	Reading Level dBuV/m	Correct Factor dB	Measure ment dBuV/m	Limit dBuV/m	Margin dB	Detector	Comment
1 *	10516.0900	26.86	12.39	39.25	54.00	-14.75	AVG	
2	10521.1200	37.92	12.39	50.31	68.20	-17.89	Peak	

REMARKS:

- (1) Measurement Value = Reading Level + Correct Factor.
- (2) Margin Level = Measurement Value - Limit Value.

Test Mode	UNII-2A_TX AC(VHT20) Mode 5260 MHz	Polarization	Horizontal
-----------	------------------------------------	--------------	------------

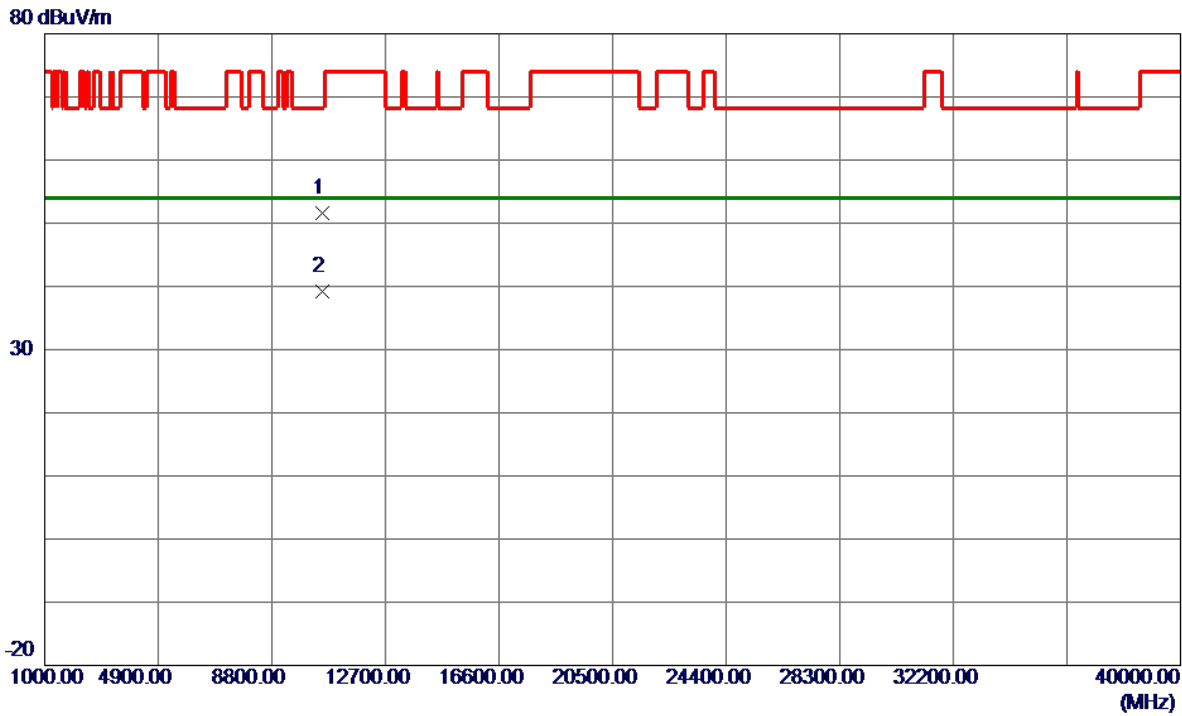


No.	Freq. MHz	Reading Level dBuV/m	Correct Factor dB	Measure ment dBuV/m	Limit dBuV/m	Margin dB	Detector	Comment
1	5261.2000	75.09	16.40	91.49	999.00	-907.51	AVG	No Limit
2 *	5263.2000	82.05	16.41	98.46	68.20	30.26	Peak	No Limit

REMARKS:

- (1) Measurement Value = Reading Level + Correct Factor.
- (2) Margin Level = Measurement Value - Limit Value.

Test Mode	UNII-2A_TX AC(VHT20) Mode 5260 MHz	Polarization	Horizontal
-----------	------------------------------------	--------------	------------

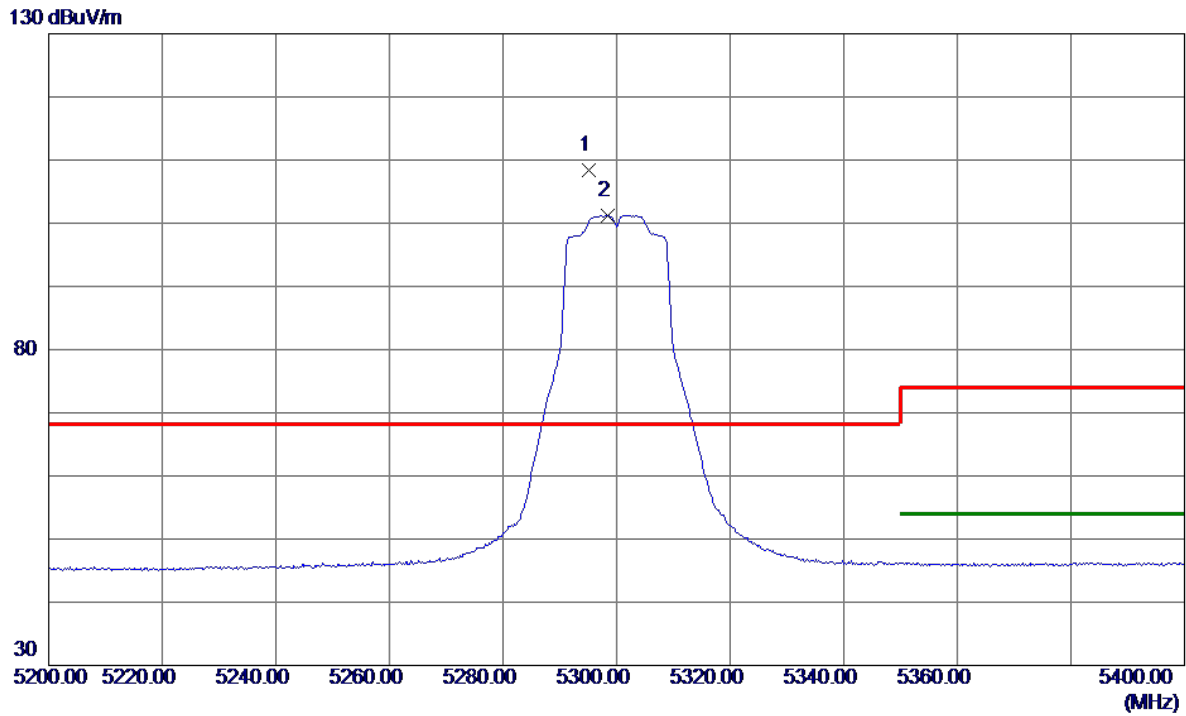


No.	Freq. MHz	Reading Level dBuV/m	Correct Factor dB	Measure ment dBuV/m	Limit dBuV/m	Margin dB	Detector	Comment
1	10520.0000	39.20	12.39	51.59	68.20	-16.61	Peak	
2 *	10520.0000	26.76	12.39	39.15	54.00	-14.85	AVG	

**REMARKS:**

- (1) Measurement Value = Reading Level + Correct Factor.
- (2) Margin Level = Measurement Value - Limit Value.

Test Mode	UNII-2A_TX AC(VHT20) Mode 5300 MHz	Polarization	Vertical
-----------	------------------------------------	--------------	----------

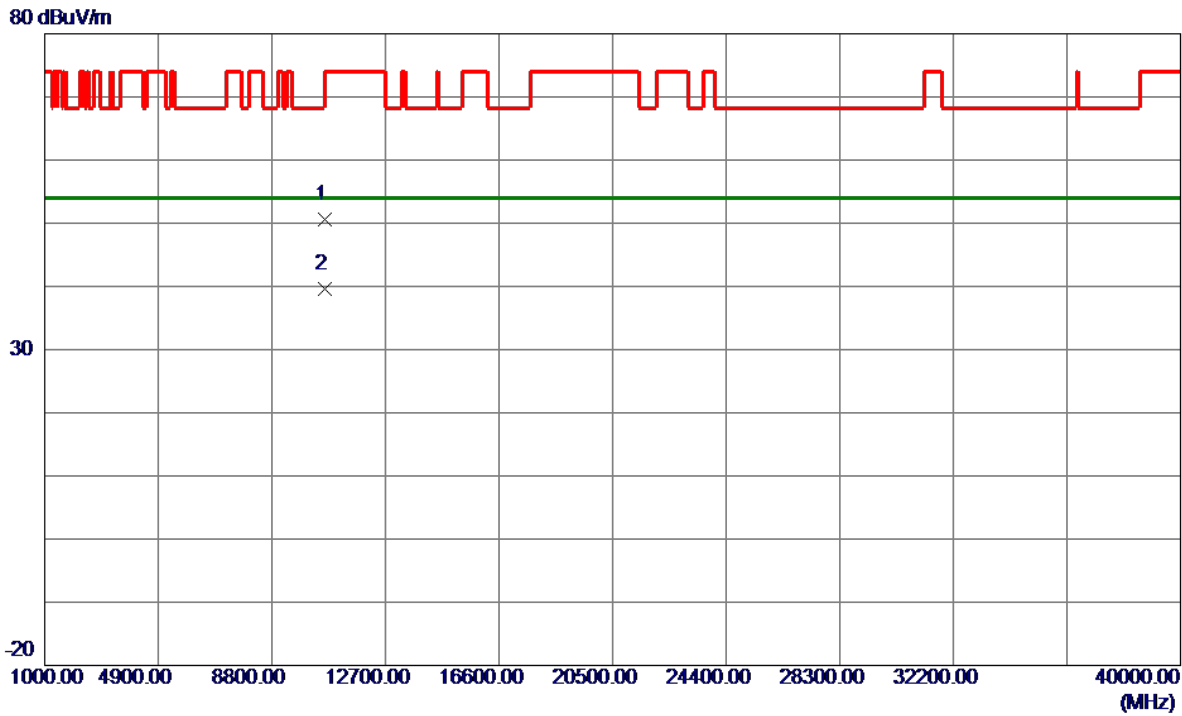


No.	Freq. MHz	Reading Level dBuV/m	Correct Factor dB	Measure ment dBuV/m	Limit dBuV/m	Margin dB	Detector	Comment
1 *	5295.2000	92.02	16.44	108.46	68.20	40.26	Peak	No Limit
2	5298.4000	84.78	16.45	101.23	999.00	-897.77	AVG	No Limit

**REMARKS:**

- (1) Measurement Value = Reading Level + Correct Factor.
- (2) Margin Level = Measurement Value - Limit Value.

Test Mode	UNII-2A_TX AC(VHT20) Mode 5300 MHz	Polarization	Vertical
-----------	------------------------------------	--------------	----------

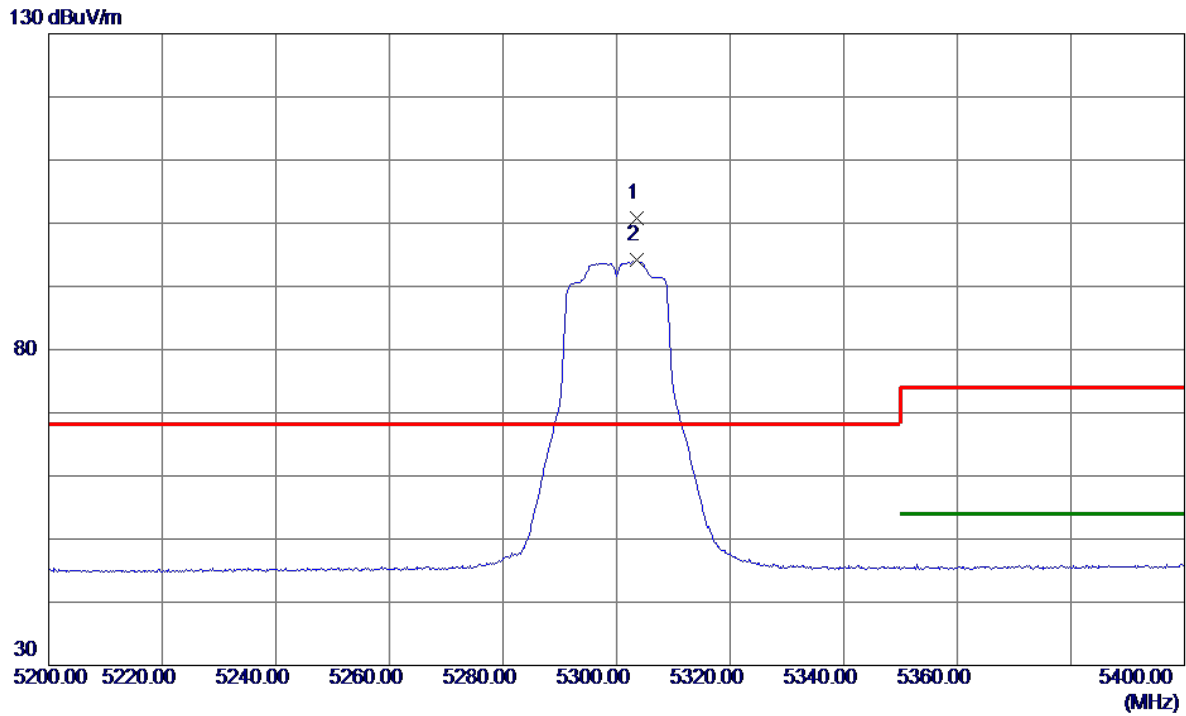


No.	Freq. MHz	Reading Level dBuV/m	Correct Factor dB	Measure ment dBuV/m	Limit dBuV/m	Margin dB	Detector	Comment
1	10601.3800	38.11	12.46	50.57	74.00	-23.43	Peak	
2 *	10602.2200	27.11	12.46	39.57	54.00	-14.43	AVG	

**REMARKS:**

- (1) Measurement Value = Reading Level + Correct Factor.
- (2) Margin Level = Measurement Value - Limit Value.

Test Mode	UNII-2A_TX AC(VHT20) Mode 5300 MHz	Polarization	Horizontal
-----------	------------------------------------	--------------	------------

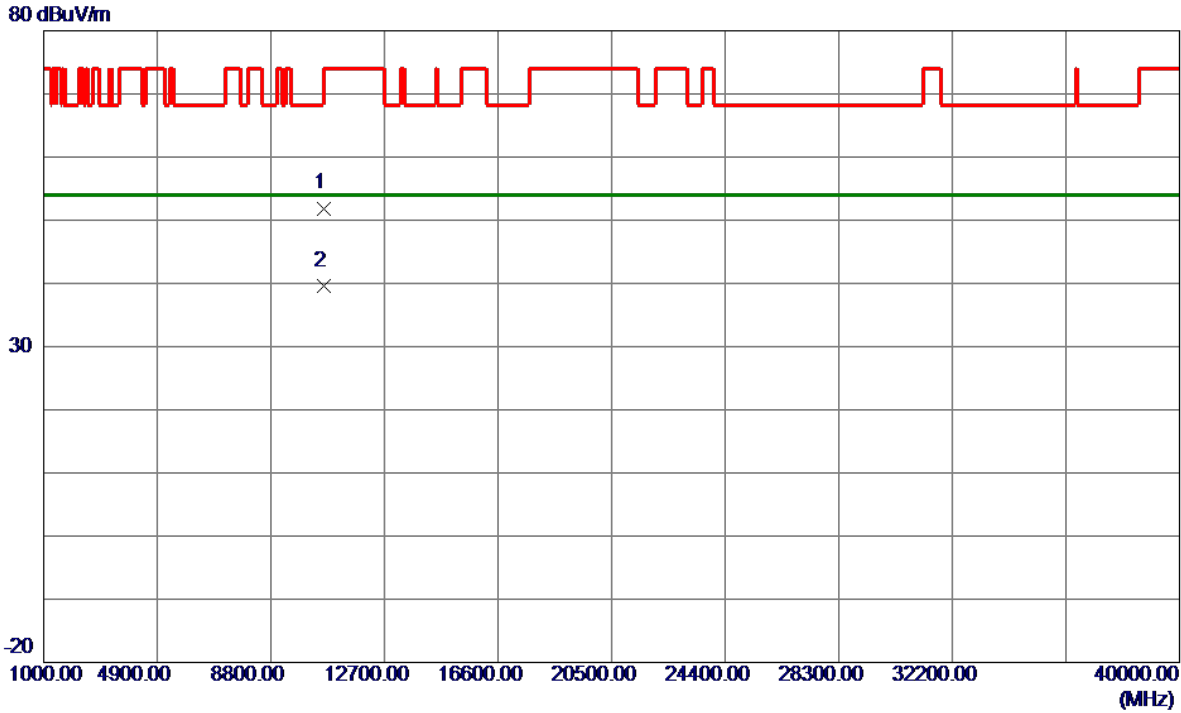


No.	Freq. MHz	Reading Level dBuV/m	Correct Factor dB	Measure ment dBuV/m	Limit dBuV/m	Margin dB	Detector	Comment
1 *	5303.6000	84.44	16.45	100.89	68.20	32.69	Peak	No Limit
2	5303.6000	77.70	16.45	94.15	999.00	-904.85	AVG	No Limit

**REMARKS:**

- (1) Measurement Value = Reading Level + Correct Factor.
- (2) Margin Level = Measurement Value - Limit Value.

Test Mode	UNII-2A_TX AC(VHT20) Mode 5300 MHz	Polarization	Horizontal
-----------	------------------------------------	--------------	------------

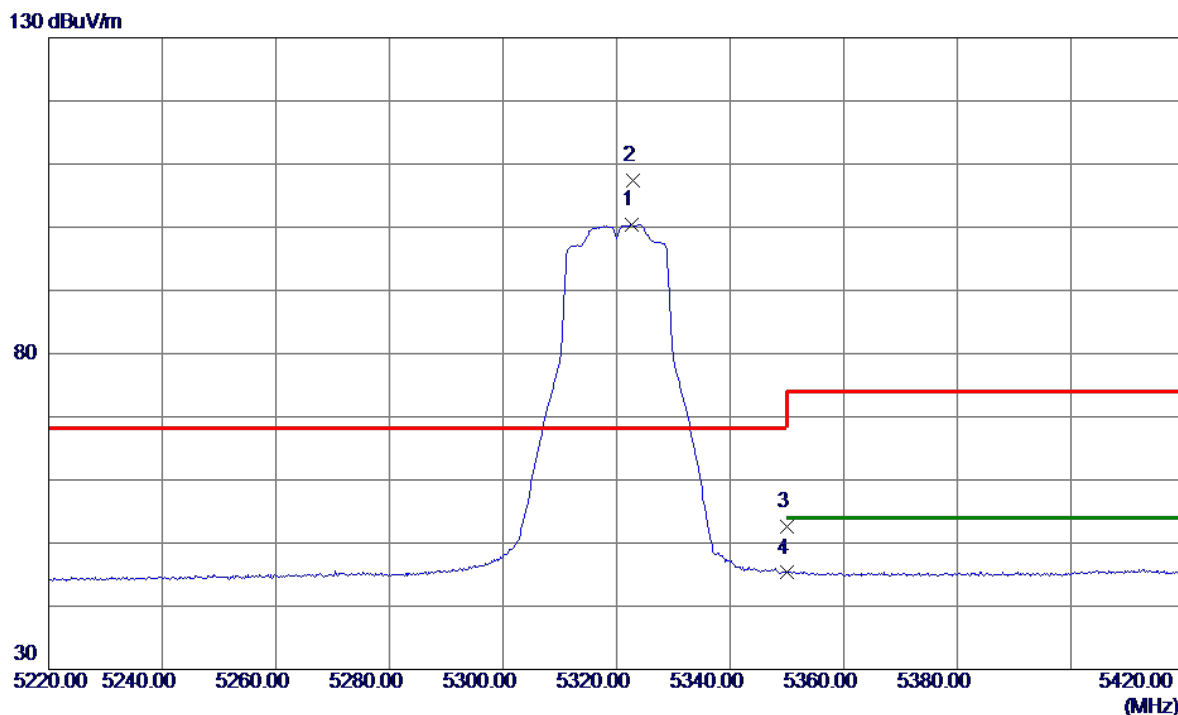


No.	Freq. MHz	Reading Level dBuV/m	Correct Factor dB	Measure ment dBuV/m	Limit dBuV/m	Margin dB	Detector	Comment
1	10600.0000	39.44	12.46	51.90	68.20	-16.30	Peak	
2 *	10600.0000	27.06	12.46	39.52	54.00	-14.48	AVG	

**REMARKS:**

- (1) Measurement Value = Reading Level + Correct Factor.
- (2) Margin Level = Measurement Value - Limit Value.

Test Mode	UNII-2A_TX AC(VHT20) Mode 5320 MHz	Polarization	Vertical
-----------	------------------------------------	--------------	----------



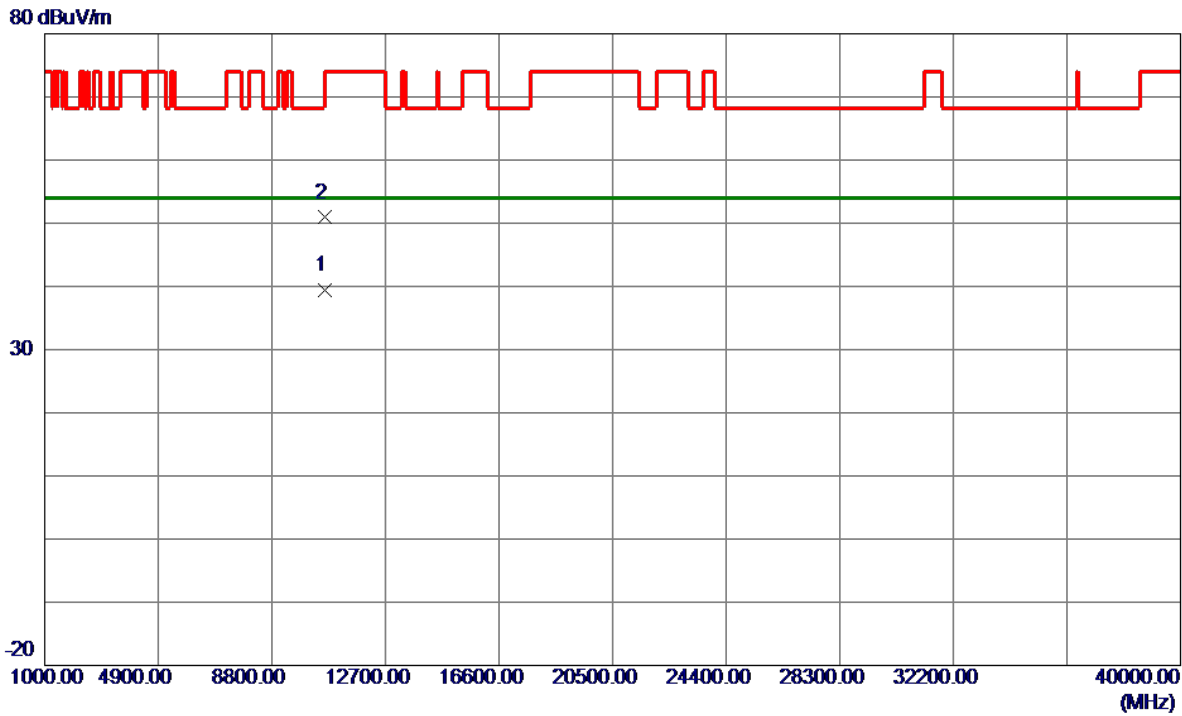
No.	Freq. MHz	Reading Level dBuV/m	Correct Factor dB	Measure ment dBuV/m	Limit dBuV/m	Margin dB	Detector	Comment
1	5322.6000	83.95	16.47	100.42	999.00	-898.58	AVG	No Limit
2 *	5322.8000	90.87	16.47	107.34	68.20	39.14	Peak	No Limit
3	5350.0000	36.08	16.50	52.58	74.00	-21.42	Peak	
4	5350.0000	28.80	16.50	45.30	54.00	-8.70	AVG	

REMARKS:

- (1) Measurement Value = Reading Level + Correct Factor.
- (2) Margin Level = Measurement Value - Limit Value.



Test Mode	UNII-2A_TX AC(VHT20) Mode 5320 MHz	Polarization	Vertical
-----------	------------------------------------	--------------	----------

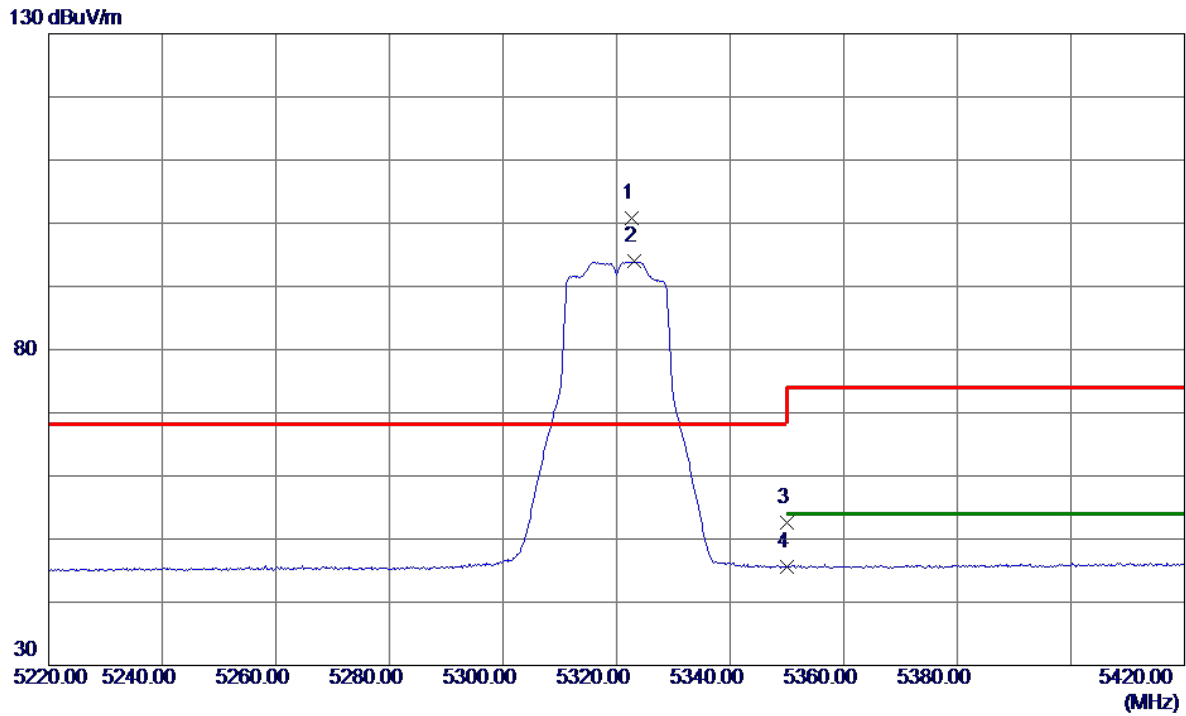


No.	Freq. MHz	Reading Level dBuV/m	Correct Factor dB	Measure ment dBuV/m	Limit dBuV/m	Margin dB	Detector	Comment
1 *	10636.7400	26.97	12.49	39.46	54.00	-14.54	AVG	
2	10639.9600	38.41	12.49	50.90	74.00	-23.10	Peak	

**REMARKS:**

- (1) Measurement Value = Reading Level + Correct Factor.
- (2) Margin Level = Measurement Value - Limit Value.

Test Mode	UNII-2A_TX AC(VHT20) Mode 5320 MHz	Polarization	Horizontal
-----------	------------------------------------	--------------	------------

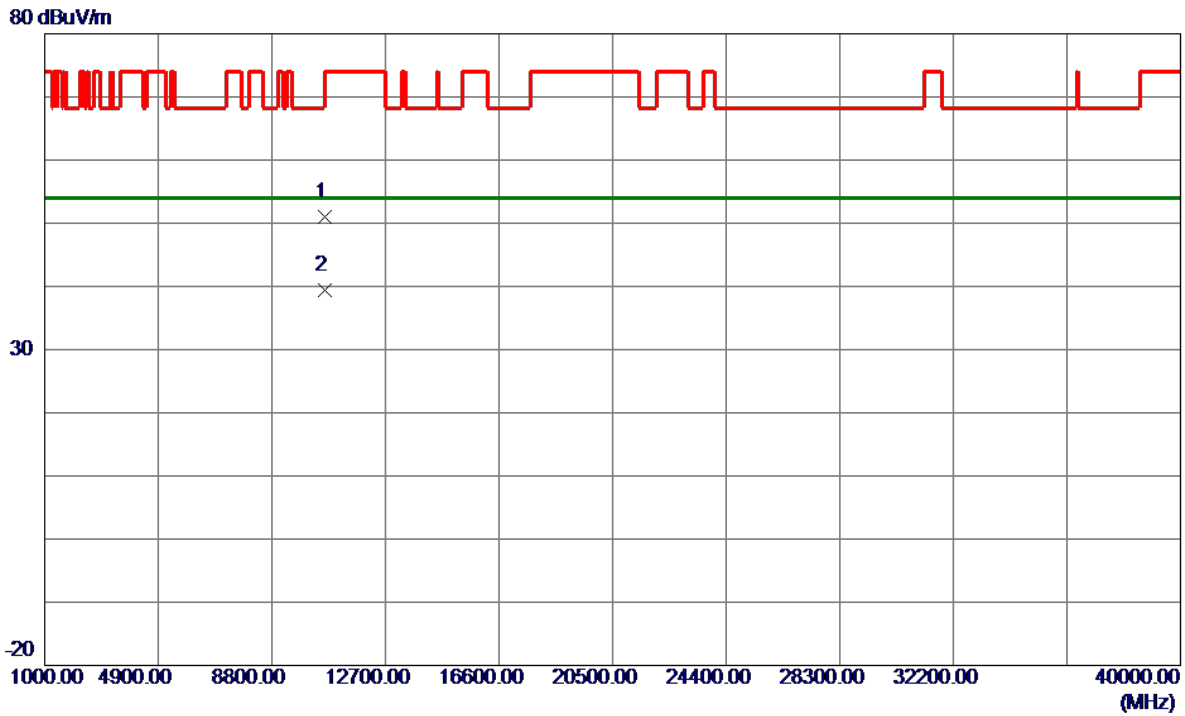


No.	Freq. MHz	Reading Level dBuV/m	Correct Factor dB	Measure ment dBuV/m	Limit dBuV/m	Margin dB	Detector	Comment
1 *	5322.6000	84.40	16.47	100.87	68.20	32.67	Peak	No Limit
2	5323.2000	77.43	16.47	93.90	999.00	-905.10	AVG	No Limit
3	5350.0000	36.04	16.50	52.54	74.00	-21.46	Peak	
4	5350.0000	29.10	16.50	45.60	54.00	-8.40	AVG	

**REMARKS:**

- (1) Measurement Value = Reading Level + Correct Factor.
- (2) Margin Level = Measurement Value - Limit Value.

Test Mode	UNII-2A_TX AC(VHT20) Mode 5320 MHz	Polarization	Horizontal
-----------	------------------------------------	--------------	------------

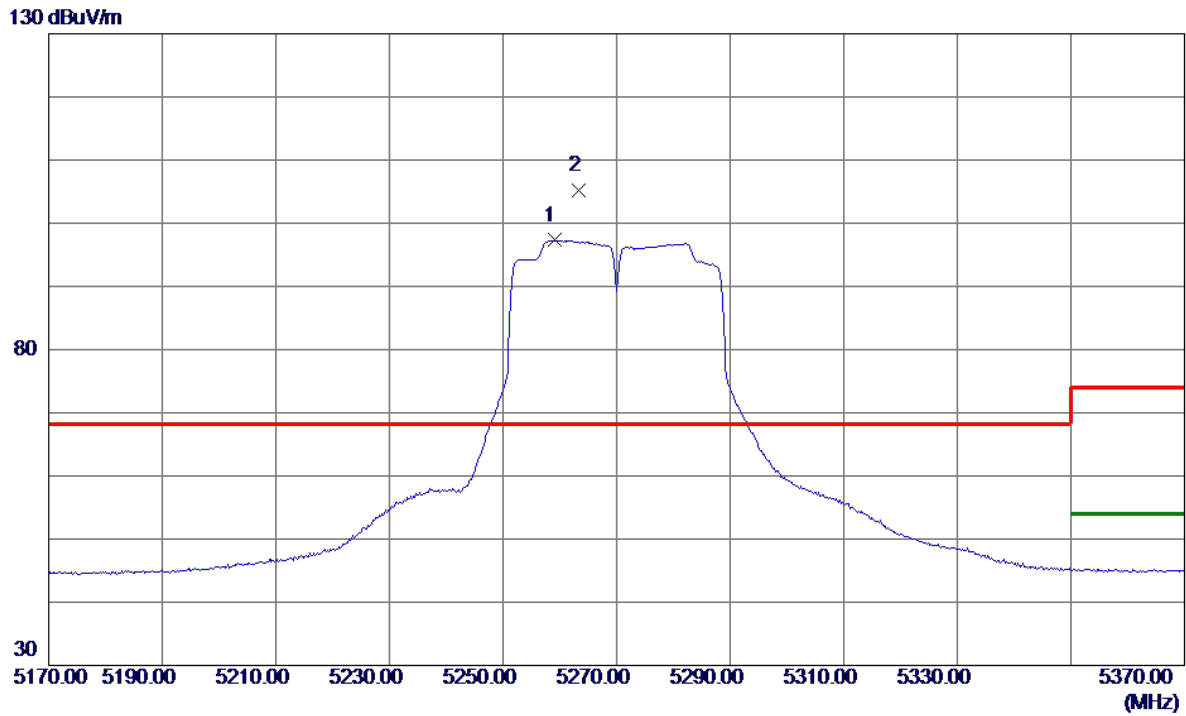


No.	Freq. MHz	Reading Level dBuV/m	Correct Factor dB	Measure ment dBuV/m	Limit dBuV/m	Margin dB	Detector	Comment
1	10640.0000	38.53	12.49	51.02	74.00	-22.98	Peak	
2 *	10640.0000	26.97	12.49	39.46	54.00	-14.54	AVG	

REMARKS:

- (1) Measurement Value = Reading Level + Correct Factor.
- (2) Margin Level = Measurement Value - Limit Value.

Test Mode	UNII-2A_TX AC(VHT40) Mode 5270 MHz	Polarization	Vertical
-----------	------------------------------------	--------------	----------

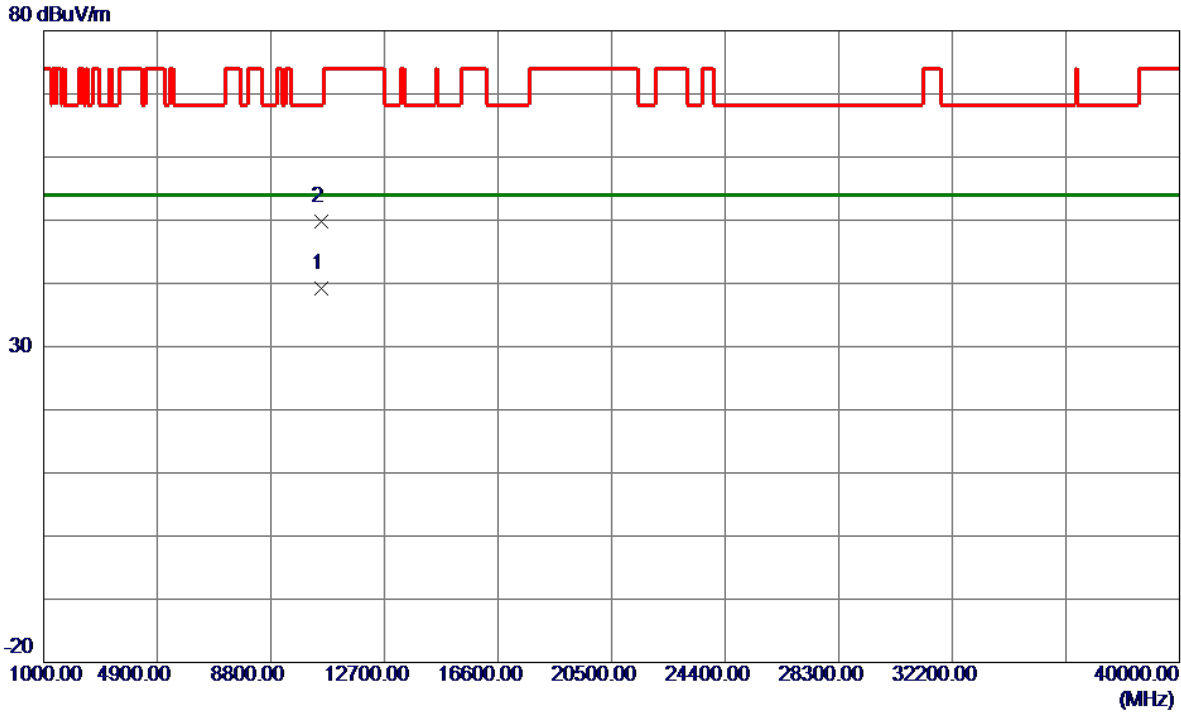


No.	Freq. MHz	Reading Level dBuV/m	Correct Factor dB	Measure ment dBuV/m	Limit dBuV/m	Margin dB	Detector	Comment
1	5259.0000	80.90	16.40	97.30	999.00	-901.70	AVG	No Limit
2 *	5263.4000	88.81	16.41	105.22	68.20	37.02	Peak	No Limit

**REMARKS:**

- (1) Measurement Value = Reading Level + Correct Factor.
- (2) Margin Level = Measurement Value - Limit Value.

Test Mode	UNII-2A_TX AC(VHT40) Mode 5270 MHz	Polarization	Vertical
-----------	------------------------------------	--------------	----------

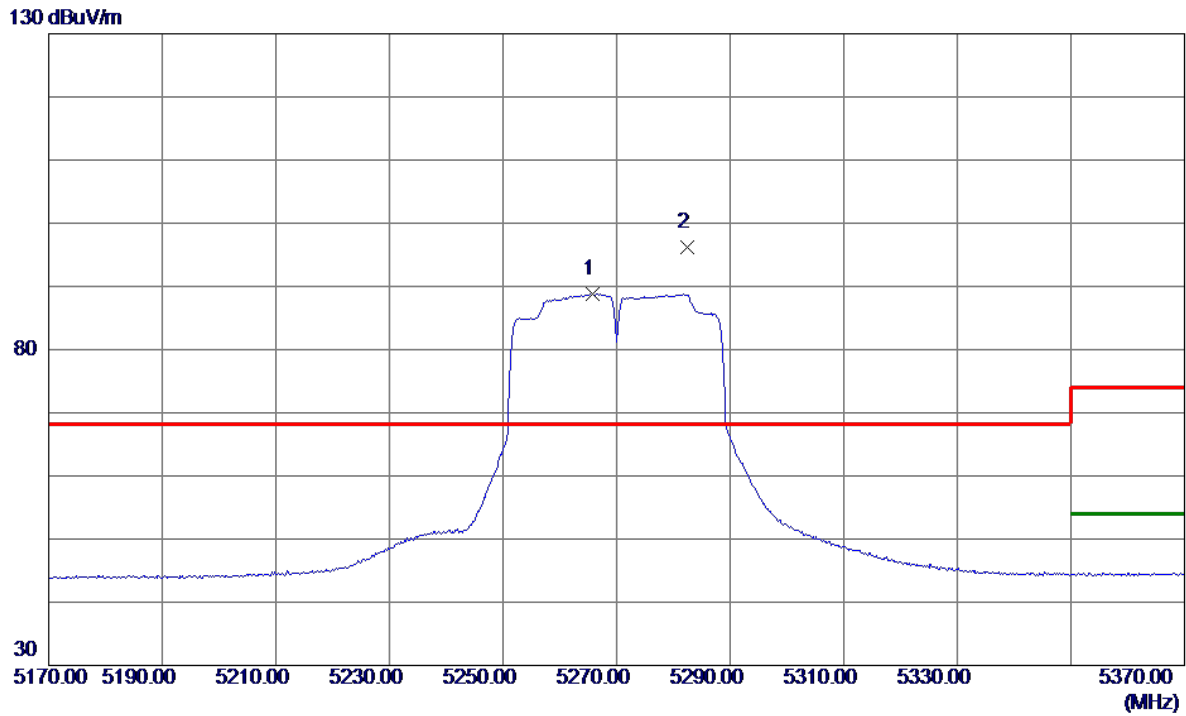


No.	Freq. MHz	Reading Level dBuV/m	Correct Factor dB	Measure ment dBuV/m	Limit dBuV/m	Margin dB	Detector	Comment
1 *	10535.4700	26.79	12.40	39.19	54.00	-14.81	AVG	
2	10543.2400	37.31	12.41	49.72	68.20	-18.48	Peak	

**REMARKS:**

- (1) Measurement Value = Reading Level + Correct Factor.
- (2) Margin Level = Measurement Value - Limit Value.

Test Mode	UNII-2A_TX AC(VHT40) Mode 5270 MHz	Polarization	Horizontal
-----------	------------------------------------	--------------	------------

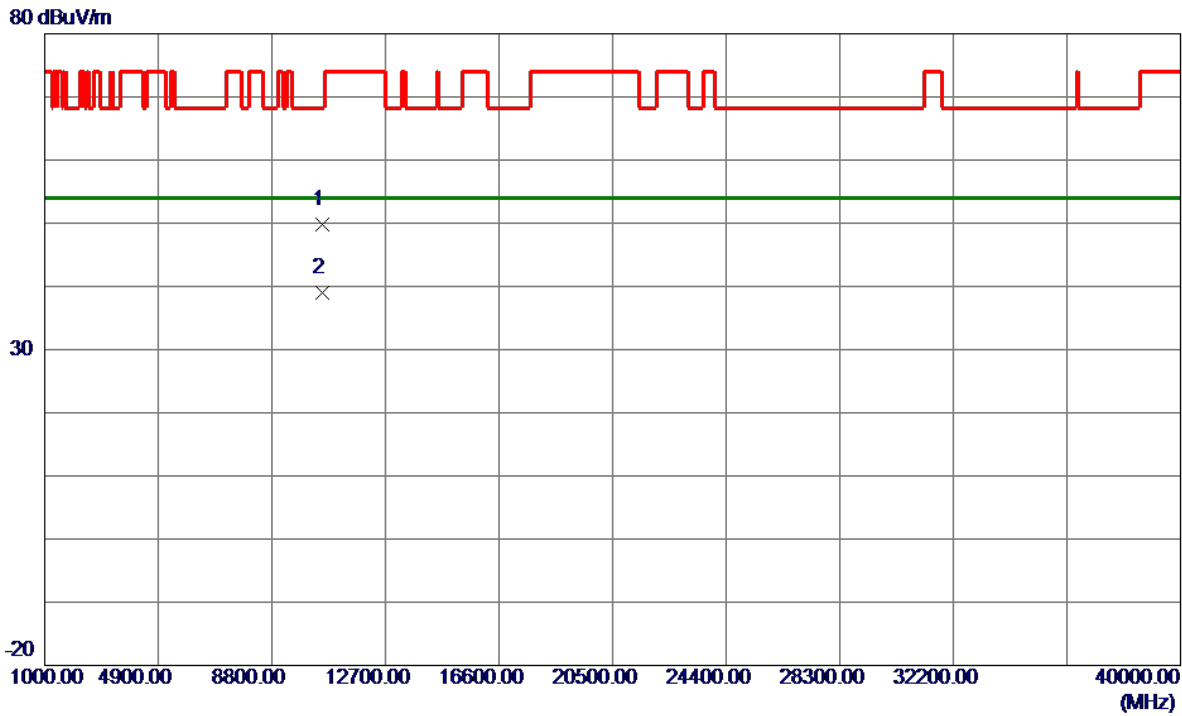


No.	Freq. MHz	Reading Level dBuV/m	Correct Factor dB	Measure ment dBuV/m	Limit dBuV/m	Margin dB	Detector	Comment
1	5265.8000	72.33	16.41	88.74	999.00	-910.26	AVG	No Limit
2 *	5282.4000	79.81	16.43	96.24	68.20	28.04	Peak	No Limit

**REMARKS:**

- (1) Measurement Value = Reading Level + Correct Factor.
- (2) Margin Level = Measurement Value - Limit Value.

Test Mode	UNII-2A_TX AC(VHT40) Mode 5270 MHz	Polarization	Horizontal
-----------	------------------------------------	--------------	------------

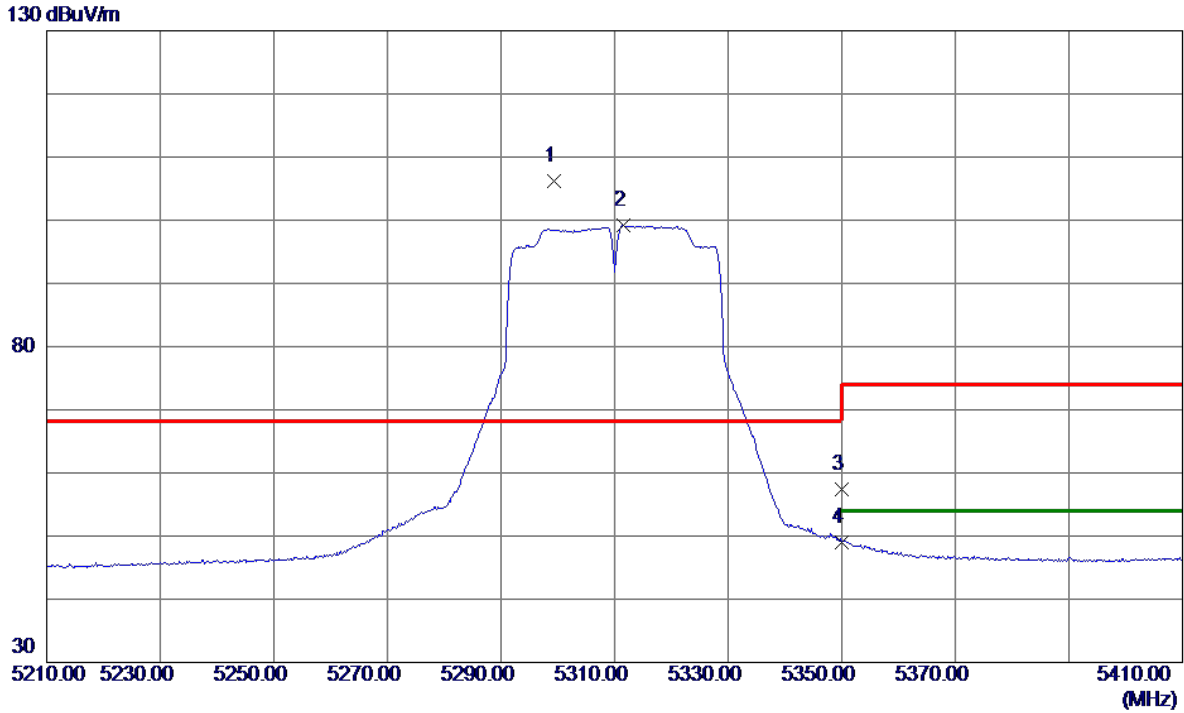


No.	Freq. MHz	Reading Level dBuV/m	Correct Factor dB	Measure ment dBuV/m	Limit dBuV/m	Margin dB	Detector	Comment
1	10540.0000	37.32	12.41	49.73	68.20	-18.47	Peak	
2 *	10540.0000	26.53	12.41	38.94	54.00	-15.06	AVG	

**REMARKS:**

- (1) Measurement Value = Reading Level + Correct Factor.
- (2) Margin Level = Measurement Value - Limit Value.

Test Mode	UNII-2A_TX AC(VHT40) Mode 5310 MHz	Polarization	Vertical
-----------	------------------------------------	--------------	----------



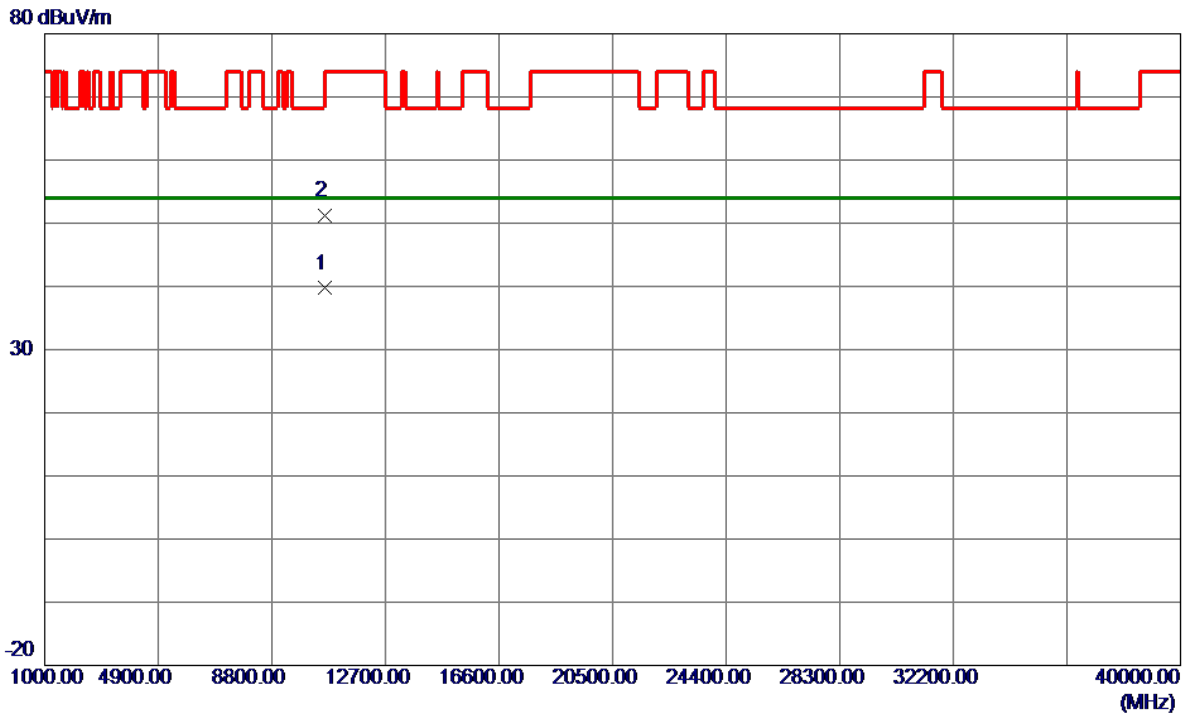
No.	Freq. MHz	Reading Level dBuV/m	Correct Factor dB	Measure ment dBuV/m	Limit dBuV/m	Margin dB	Detector	Comment
1 *	5299.4000	89.80	16.45	106.25	68.20	38.05	Peak	No Limit
2	5311.6000	82.68	16.46	99.14	999.00	-899.86	AVG	No Limit
3	5350.0000	40.82	16.50	57.32	74.00	-16.68	Peak	
4	5350.0000	32.51	16.50	49.01	54.00	-4.99	AVG	

**REMARKS:**

- (1) Measurement Value = Reading Level + Correct Factor.
- (2) Margin Level = Measurement Value - Limit Value.



Test Mode	UNII-2A_TX AC(VHT40) Mode 5310 MHz	Polarization	Vertical
-----------	------------------------------------	--------------	----------

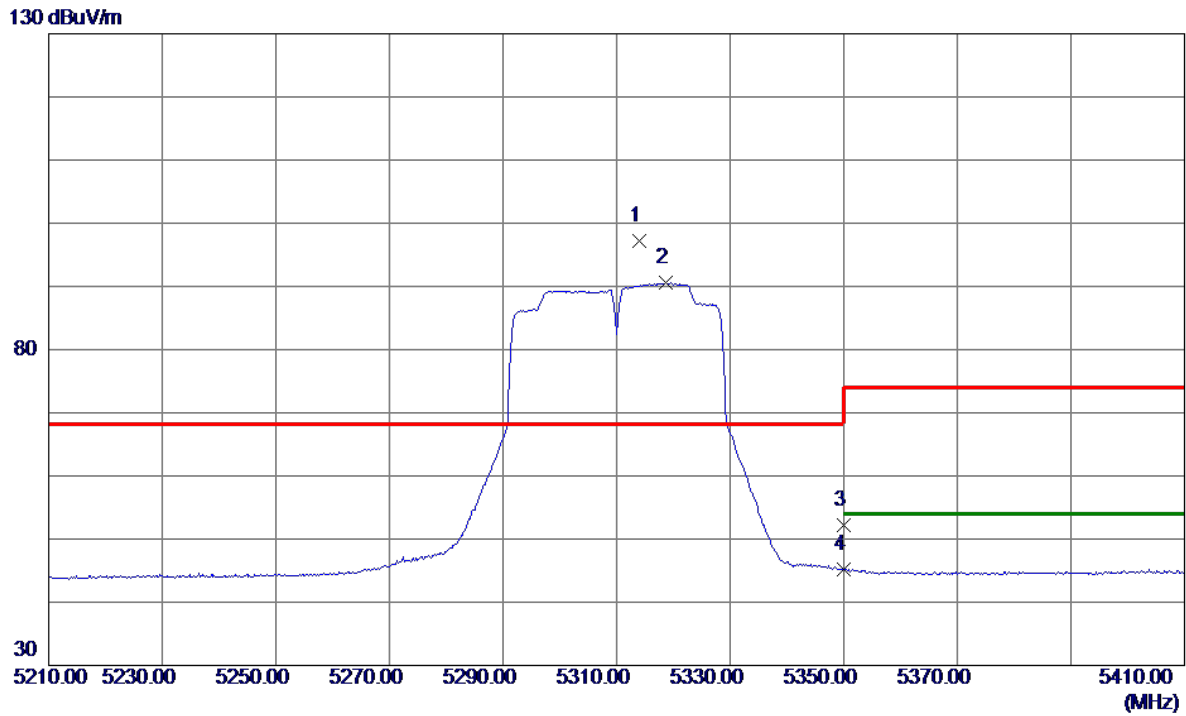


No.	Freq. MHz	Reading Level dBuV/m	Correct Factor dB	Measure ment dBuV/m	Limit dBuV/m	Margin dB	Detector	Comment
1 *	10615.4000	27.23	12.47	39.70	54.00	-14.30	AVG	
2	10620.9800	38.71	12.47	51.18	74.00	-22.82	Peak	

**REMARKS:**

- (1) Measurement Value = Reading Level + Correct Factor.
- (2) Margin Level = Measurement Value - Limit Value.

Test Mode	UNII-2A_TX AC(VHT40) Mode 5310 MHz	Polarization	Horizontal
-----------	------------------------------------	--------------	------------

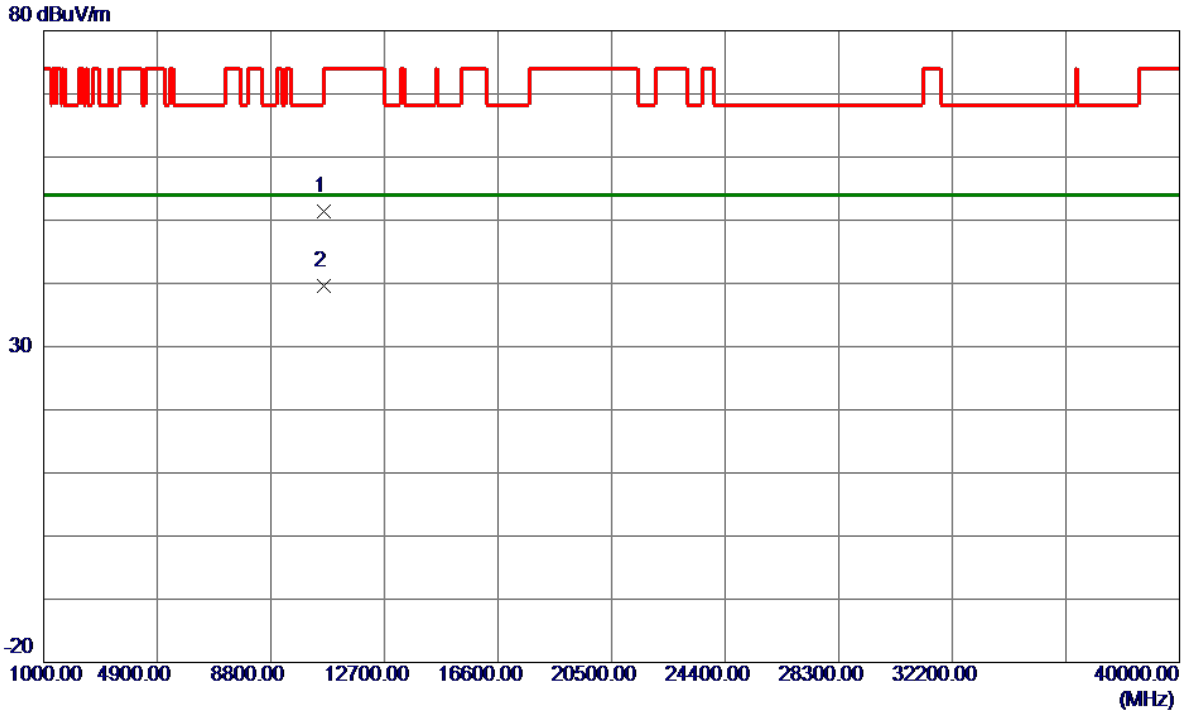


No.	Freq. MHz	Reading Level dBuV/m	Correct Factor dB	Measure ment dBuV/m	Limit dBuV/m	Margin dB	Detector	Comment
1 *	5314.0000	80.80	16.46	97.26	68.20	29.06	Peak	No Limit
2	5318.6000	74.10	16.47	90.57	999.00	-908.43	AVG	No Limit
3	5350.0000	35.67	16.50	52.17	74.00	-21.83	Peak	
4	5350.0000	28.65	16.50	45.15	54.00	-8.85	AVG	

**REMARKS:**

- (1) Measurement Value = Reading Level + Correct Factor.
- (2) Margin Level = Measurement Value - Limit Value.

Test Mode	UNII-2A_TX AC(VHT40) Mode 5310 MHz	Polarization	Horizontal
-----------	------------------------------------	--------------	------------

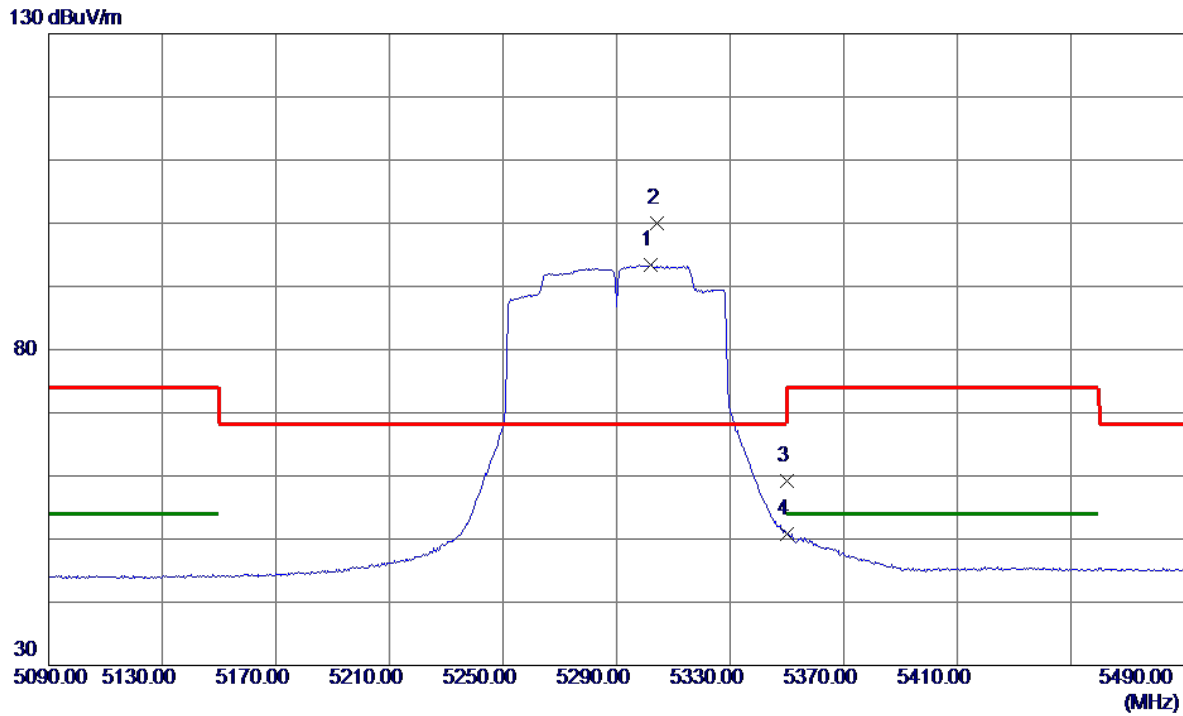


No.	Freq. MHz	Reading Level dBuV/m	Correct Factor dB	Measure ment dBuV/m	Limit dBuV/m	Margin dB	Detector	Comment
1	10620.0000	38.87	12.47	51.34	74.00	-22.66	Peak	
2 *	10620.0000	27.06	12.47	39.53	54.00	-14.47	AVG	

**REMARKS:**

- (1) Measurement Value = Reading Level + Correct Factor.
- (2) Margin Level = Measurement Value - Limit Value.

Test Mode	UNII-2A_TX AC(VHT80) Mode 5290 MHz	Polarization	Vertical
-----------	------------------------------------	--------------	----------

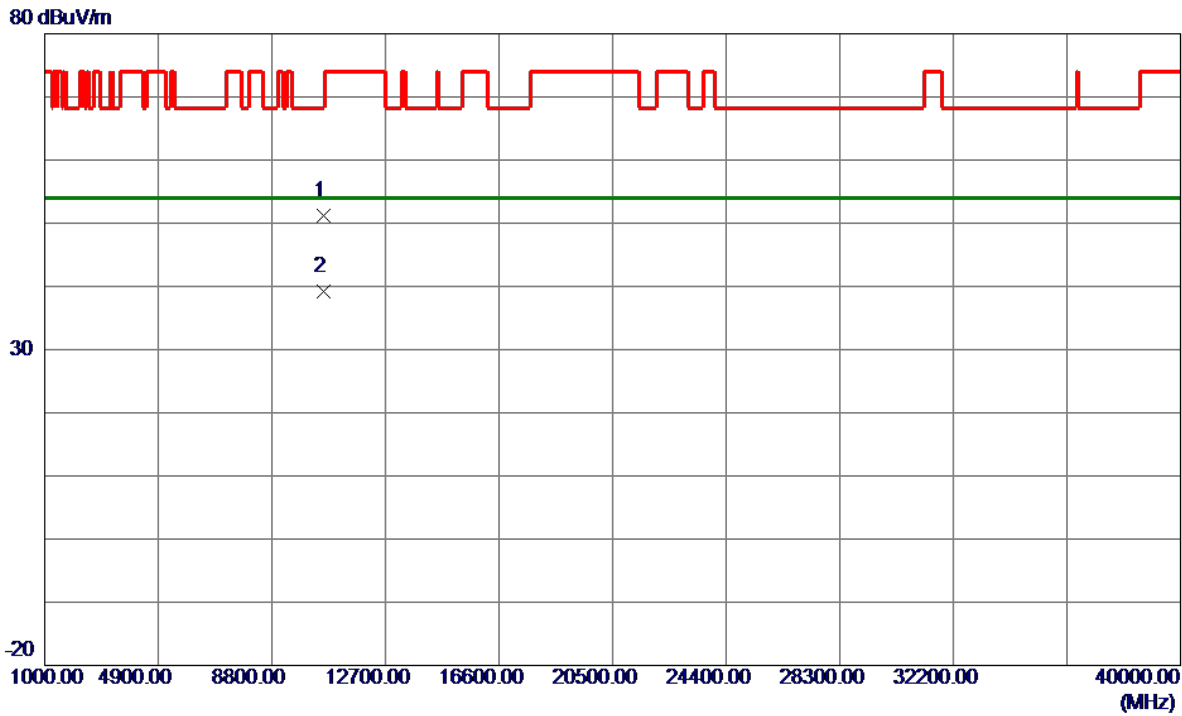


No.	Freq. MHz	Reading Level dBuV/m	Correct Factor dB	Measure ment dBuV/m	Limit dBuV/m	Margin dB	Detector	Comment
1	5302.0000	77.01	16.45	93.46	999.00	-905.54	AVG	No Limit
2 *	5304.4000	83.49	16.45	99.94	68.20	31.74	Peak	No Limit
3	5350.0000	42.74	16.50	59.24	74.00	-14.76	Peak	
4	5350.0000	34.21	16.50	50.71	54.00	-3.29	AVG	

**REMARKS:**

- (1) Measurement Value = Reading Level + Correct Factor.
- (2) Margin Level = Measurement Value - Limit Value.

Test Mode	UNII-2A_TX AC(VHT80) Mode 5290 MHz	Polarization	Vertical
-----------	------------------------------------	--------------	----------

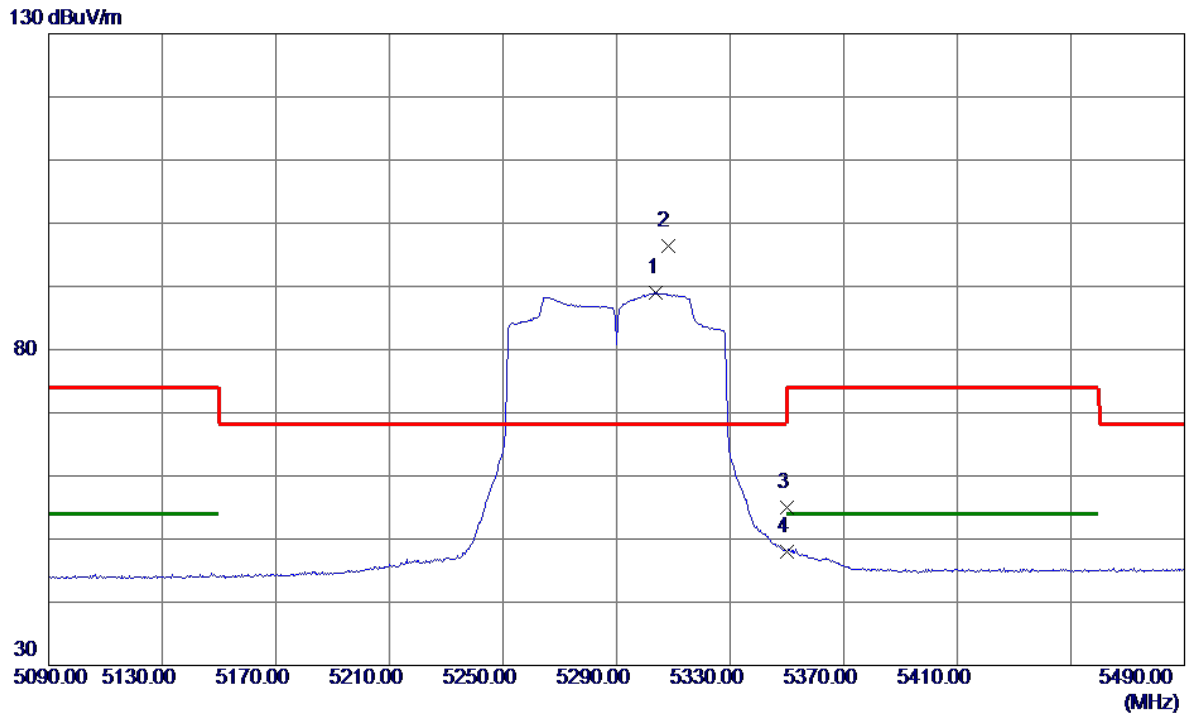


No.	Freq. MHz	Reading Level dBuV/m	Correct Factor dB	Measure ment dBuV/m	Limit dBuV/m	Margin dB	Detector	Comment
1	10580.0900	38.74	12.44	51.18	68.20	-17.02	Peak	
2 *	10582.1300	26.82	12.44	39.26	54.00	-14.74	AVG	

**REMARKS:**

- (1) Measurement Value = Reading Level + Correct Factor.
- (2) Margin Level = Measurement Value - Limit Value.

Test Mode	UNII-2A_TX AC(VHT80) Mode 5290 MHz	Polarization	Horizontal
-----------	------------------------------------	--------------	------------

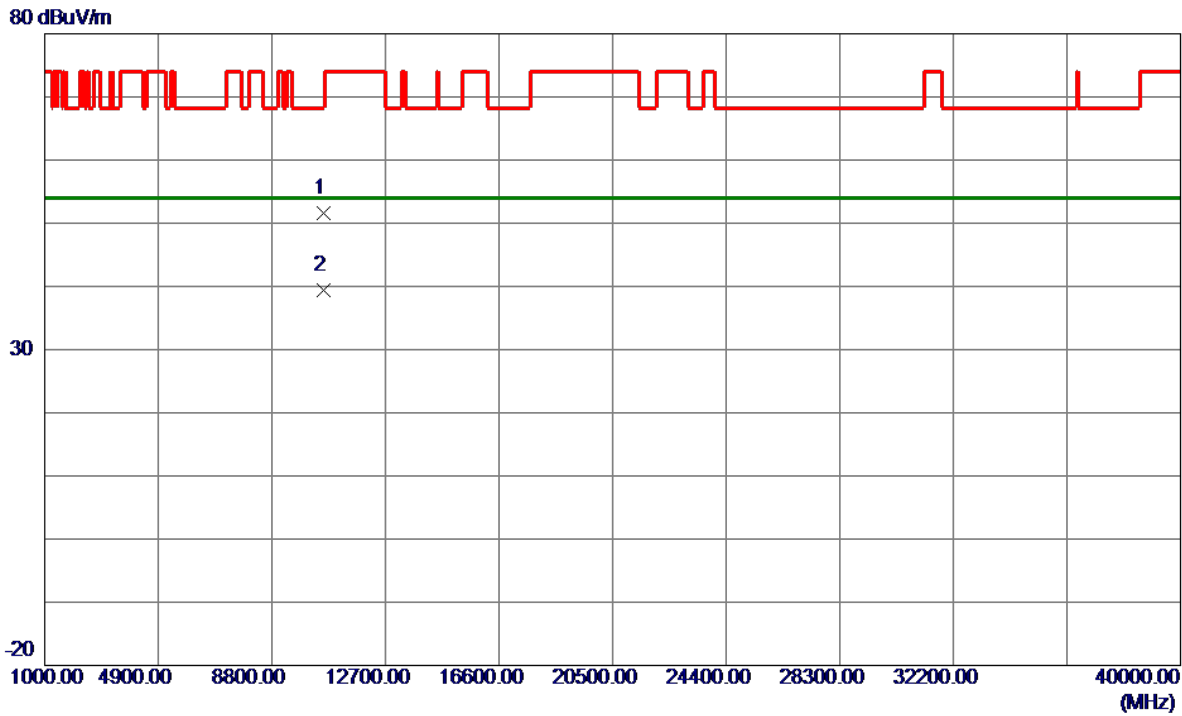


No.	Freq. MHz	Reading Level dBuV/m	Correct Factor dB	Measure ment dBuV/m	Limit dBuV/m	Margin dB	Detector	Comment
1	5304.0000	72.56	16.45	89.01	999.00	-909.99	AVG	No Limit
2 *	5308.0000	79.86	16.46	96.32	68.20	28.12	Peak	No Limit
3	5350.0000	38.59	16.50	55.09	74.00	-18.91	Peak	
4	5350.0000	31.58	16.50	48.08	54.00	-5.92	AVG	

**REMARKS:**

- (1) Measurement Value = Reading Level + Correct Factor.
- (2) Margin Level = Measurement Value - Limit Value.

Test Mode	UNII-2A_TX AC(VHT80) Mode 5290 MHz	Polarization	Horizontal
-----------	------------------------------------	--------------	------------

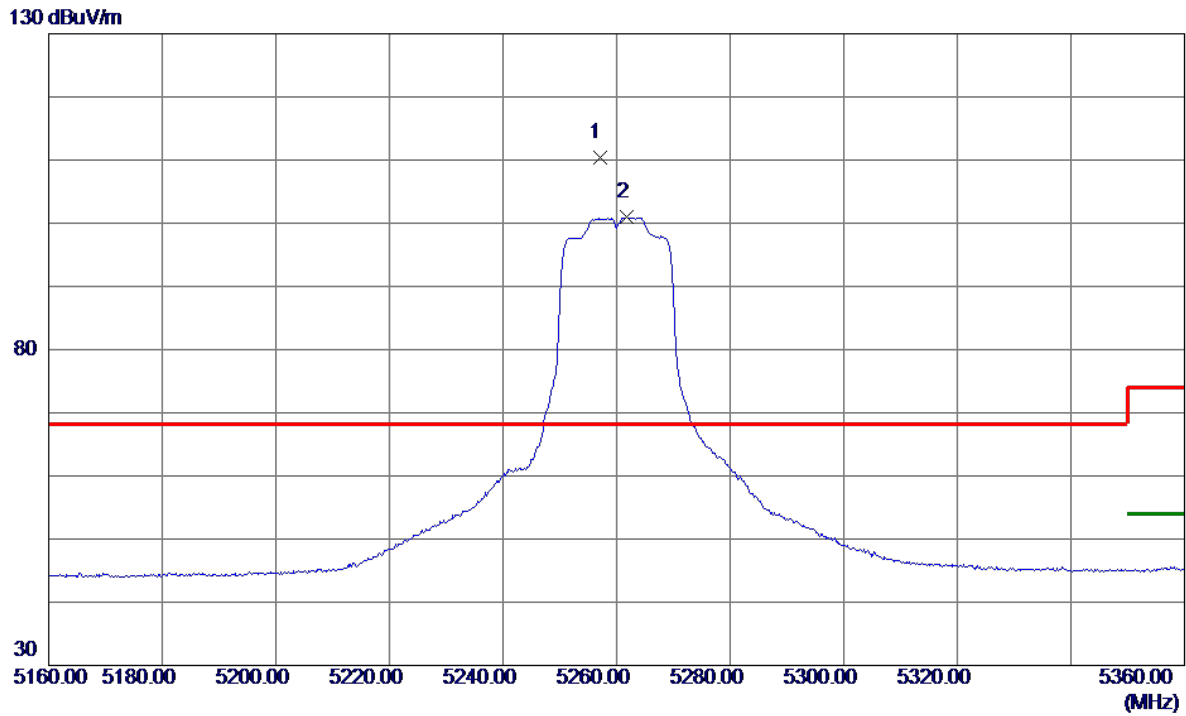


No.	Freq. MHz	Reading Level dBuV/m	Correct Factor dB	Measure ment dBuV/m	Limit dBuV/m	Margin dB	Detector	Comment
1	10580.0000	39.08	12.44	51.52	68.20	-16.68	Peak	
2 *	10580.0000	26.94	12.44	39.38	54.00	-14.62	AVG	

**REMARKS:**

- (1) Measurement Value = Reading Level + Correct Factor.
- (2) Margin Level = Measurement Value - Limit Value.

Test Mode	UNII-2A_TX AX(HE20) Mode 5260 MHz	Polarization	Vertical
-----------	-----------------------------------	--------------	----------



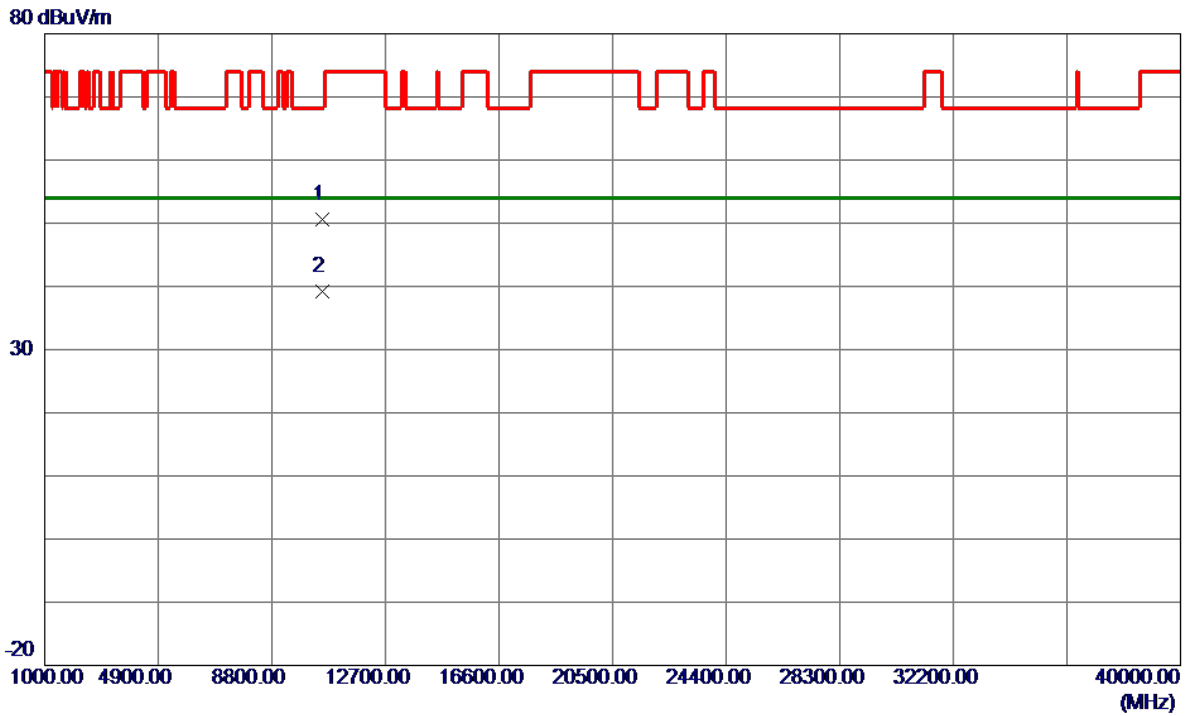
No.	Freq. MHz	Reading Level dBuV/m	Correct Factor dB	Measure ment dBuV/m	Limit dBuV/m	Margin dB	Detector	Comment
1 *	5257.0000	94.02	16.40	110.42	68.20	42.22	Peak	No Limit
2	5261.8000	84.50	16.41	100.91	999.00	-898.09	AVG	No Limit

**REMARKS:**

- (1) Measurement Value = Reading Level + Correct Factor.
- (2) Margin Level = Measurement Value - Limit Value.



Test Mode	UNII-2A_TX AX(HE20) Mode 5260 MHz	Polarization	Vertical
-----------	-----------------------------------	--------------	----------

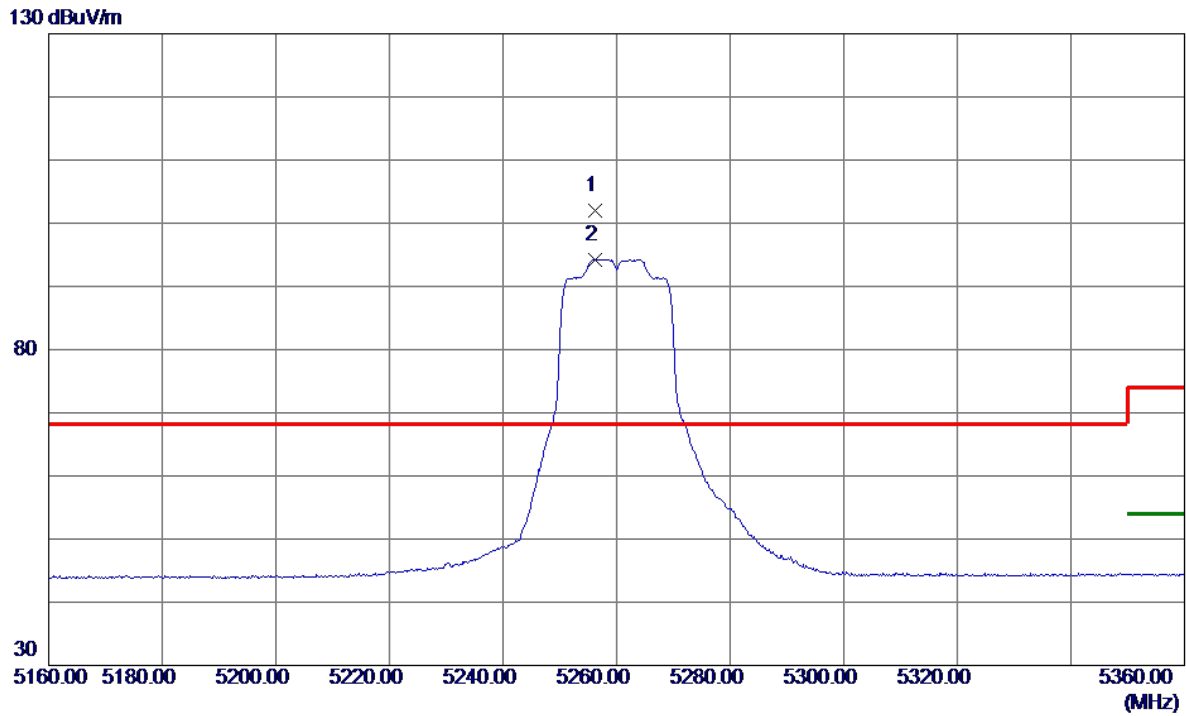


No.	Freq. MHz	Reading Level dBuV/m	Correct Factor dB	Measure ment dBuV/m	Limit dBuV/m	Margin dB	Detector	Comment
1	10520.1800	38.12	12.39	50.51	68.20	-17.69	Peak	
2 *	10520.4360	26.78	12.39	39.17	54.00	-14.83	AVG	

REMARKS:

- (1) Measurement Value = Reading Level + Correct Factor.
- (2) Margin Level = Measurement Value - Limit Value.

Test Mode	UNII-2A_TX AX(HE20) Mode 5260 MHz	Polarization	Horizontal
-----------	-----------------------------------	--------------	------------

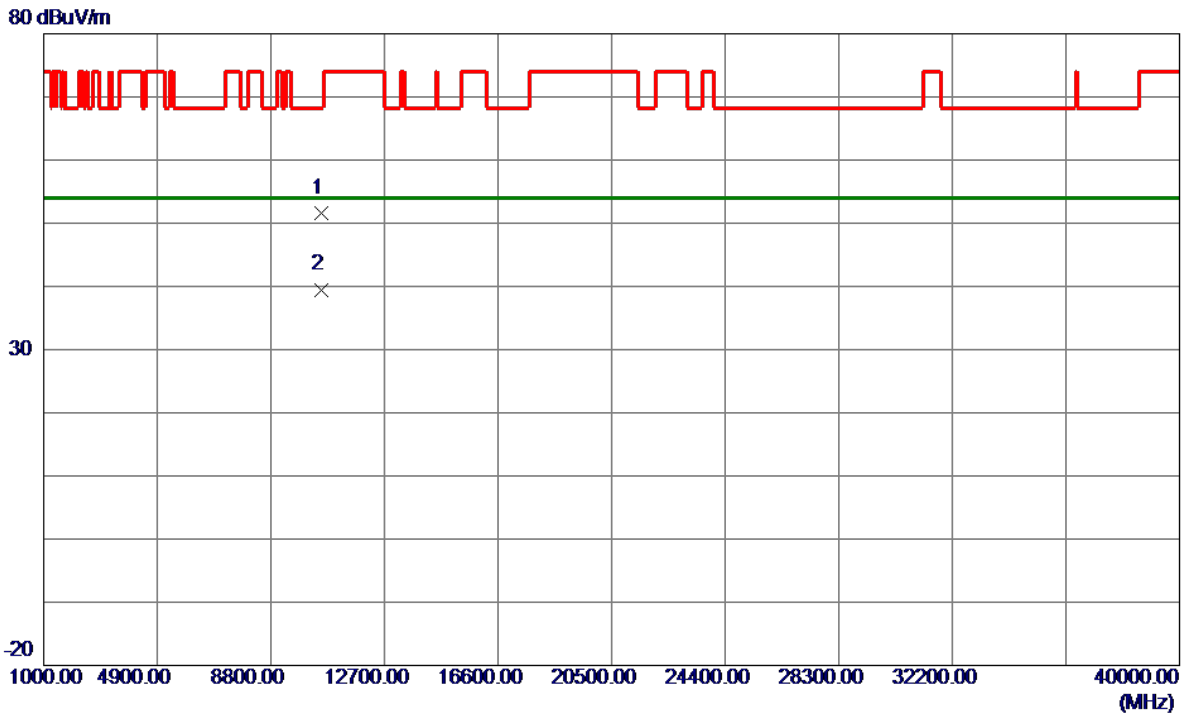


No.	Freq. MHz	Reading Level dBuV/m	Correct Factor dB	Measure ment dBuV/m	Limit dBuV/m	Margin dB	Detector	Comment
1 *	5256.2000	85.63	16.40	102.03	68.20	33.83	Peak	No Limit
2	5256.2000	77.87	16.40	94.27	999.00	-904.73	AVG	No Limit

REMARKS:

- (1) Measurement Value = Reading Level + Correct Factor.
- (2) Margin Level = Measurement Value - Limit Value.

Test Mode	UNII-2A_TX AX(HE20) Mode 5260 MHz	Polarization	Horizontal
-----------	-----------------------------------	--------------	------------

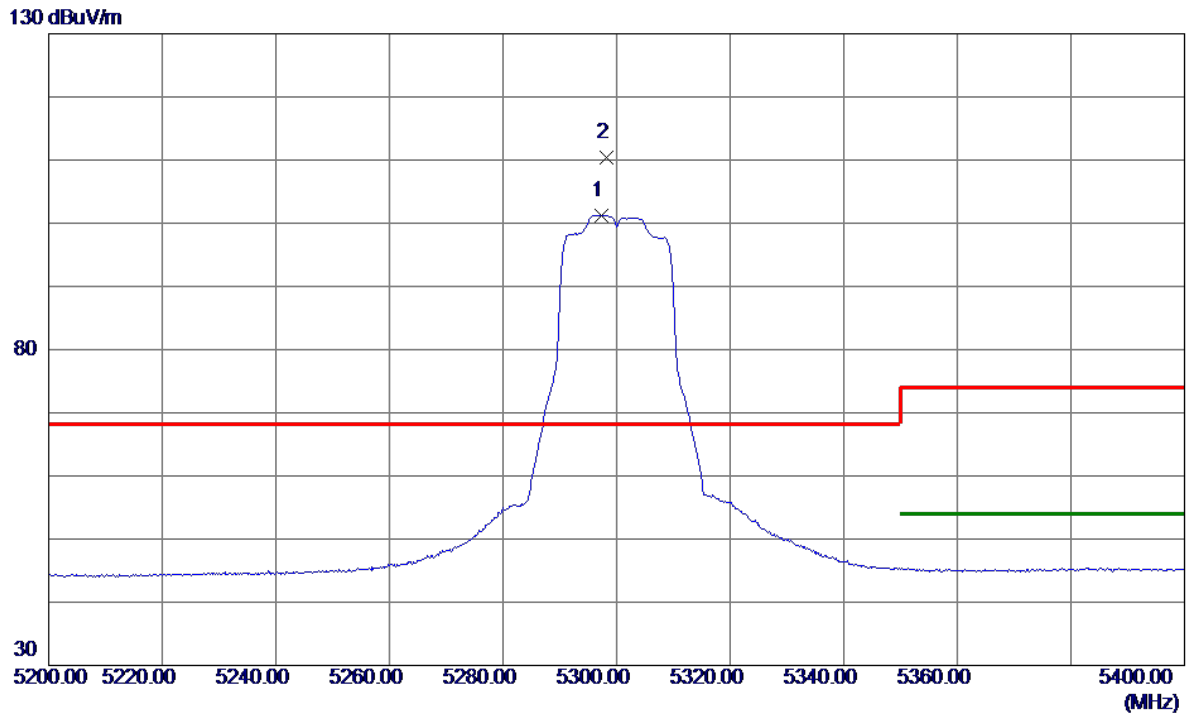


No.	Freq. MHz	Reading Level dBuV/m	Correct Factor dB	Measure ment dBuV/m	Limit dBuV/m	Margin dB	Detector	Comment
1	10519.9980	39.27	12.39	51.66	68.20	-16.54	Peak	
2 *	10520.1000	27.11	12.39	39.50	54.00	-14.50	AVG	

**REMARKS:**

- (1) Measurement Value = Reading Level + Correct Factor.
- (2) Margin Level = Measurement Value - Limit Value.

Test Mode	UNII-2A_TX AX(HE20) Mode 5300 MHz	Polarization	Vertical
-----------	-----------------------------------	--------------	----------

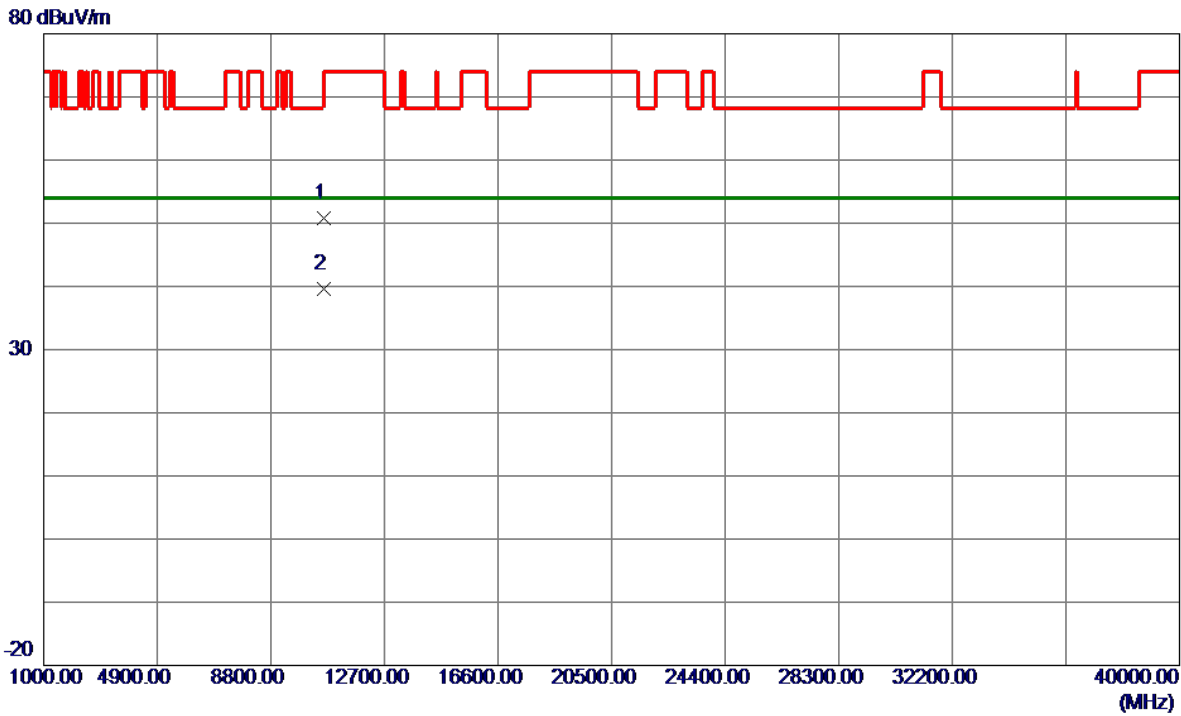


No.	Freq. MHz	Reading Level dBuV/m	Correct Factor dB	Measure ment dBuV/m	Limit dBuV/m	Margin dB	Detector	Comment
1	5297.4000	84.80	16.44	101.24	999.00	-897.76	AVG	No Limit
2 *	5298.2000	93.99	16.45	110.44	68.20	42.24	Peak	No Limit

**REMARKS:**

- (1) Measurement Value = Reading Level + Correct Factor.
- (2) Margin Level = Measurement Value - Limit Value.

Test Mode	UNII-2A_TX AX(HE20) Mode 5300 MHz	Polarization	Vertical
-----------	-----------------------------------	--------------	----------

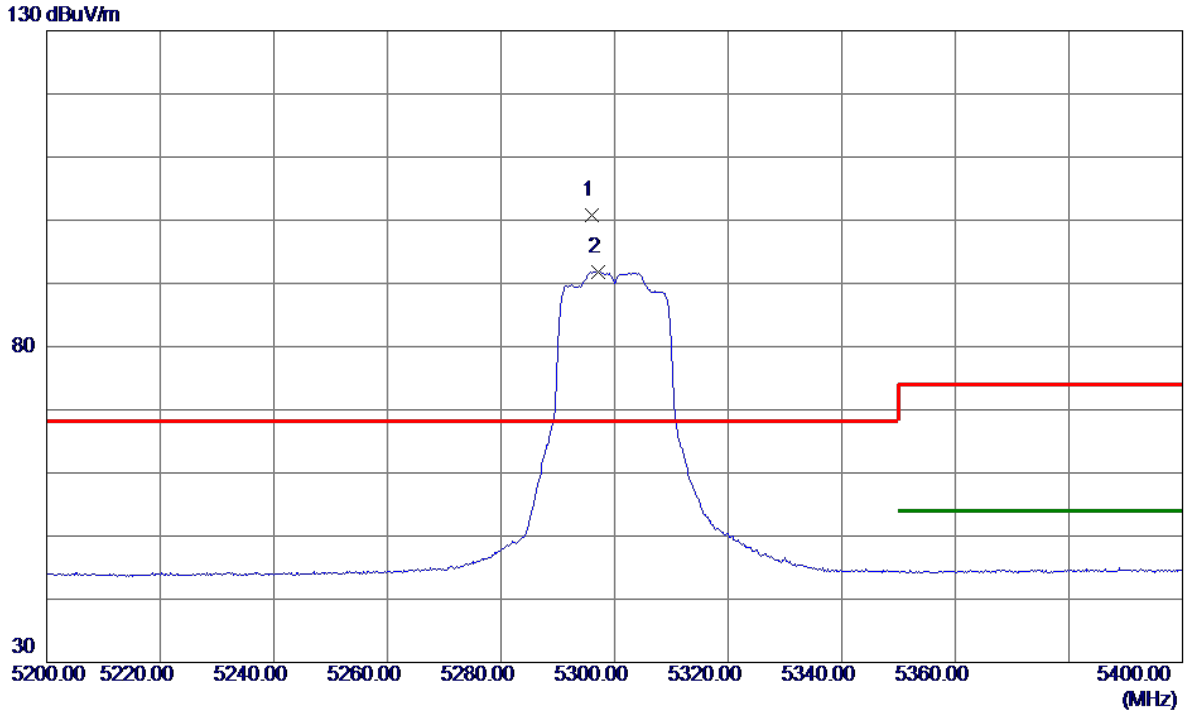


No.	Freq. MHz	Reading Level dBuV/m	Correct Factor dB	Measure ment dBuV/m	Limit dBuV/m	Margin dB	Detector	Comment
1	10599.1300	38.38	12.46	50.84	68.20	-17.36	Peak	
2 *	10600.1260	27.06	12.46	39.52	54.00	-14.48	AVG	

**REMARKS:**

- (1) Measurement Value = Reading Level + Correct Factor.
- (2) Margin Level = Measurement Value - Limit Value.

Test Mode	UNII-2A_TX AX(HE20) Mode 5300 MHz	Polarization	Horizontal
-----------	-----------------------------------	--------------	------------

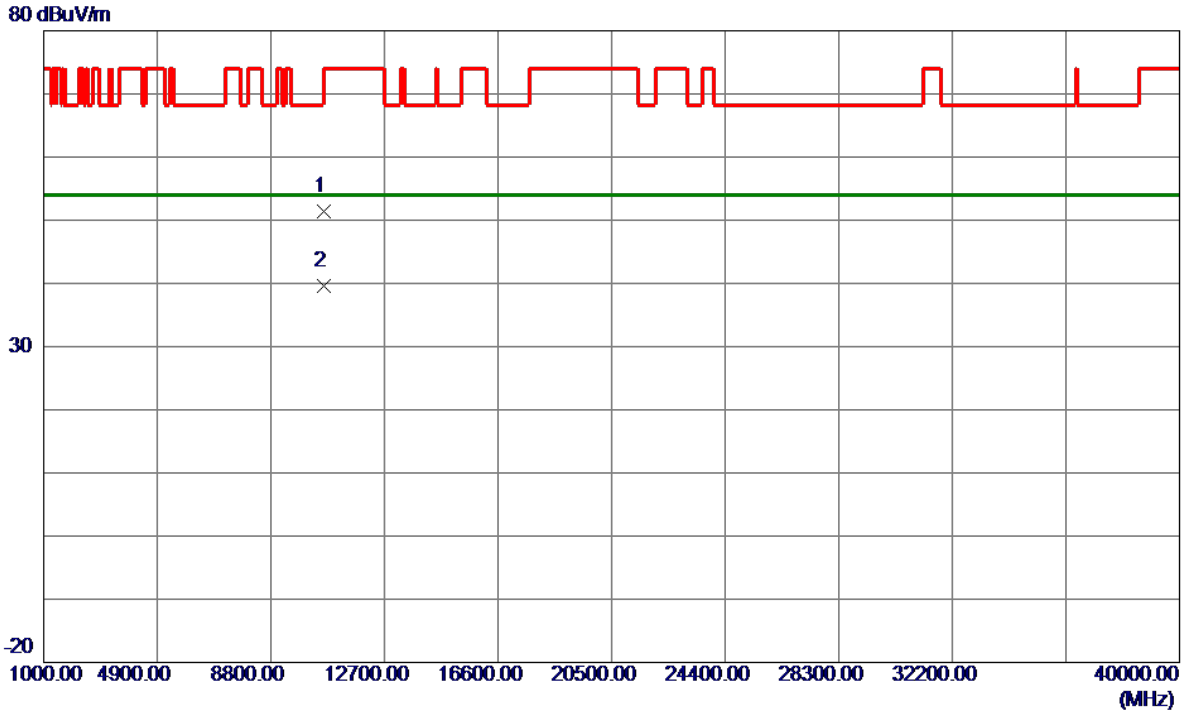


No.	Freq. MHz	Reading Level dBuV/m	Correct Factor dB	Measure ment dBuV/m	Limit dBuV/m	Margin dB	Detector	Comment
1 *	5296.0000	84.40	16.44	100.84	68.20	32.64	Peak	No Limit
2	5297.2000	75.32	16.44	91.76	999.00	-907.24	AVG	No Limit

**REMARKS:**

- (1) Measurement Value = Reading Level + Correct Factor.
- (2) Margin Level = Measurement Value - Limit Value.

Test Mode	UNII-2A_TX AX(HE20) Mode 5300 MHz	Polarization	Horizontal
-----------	-----------------------------------	--------------	------------

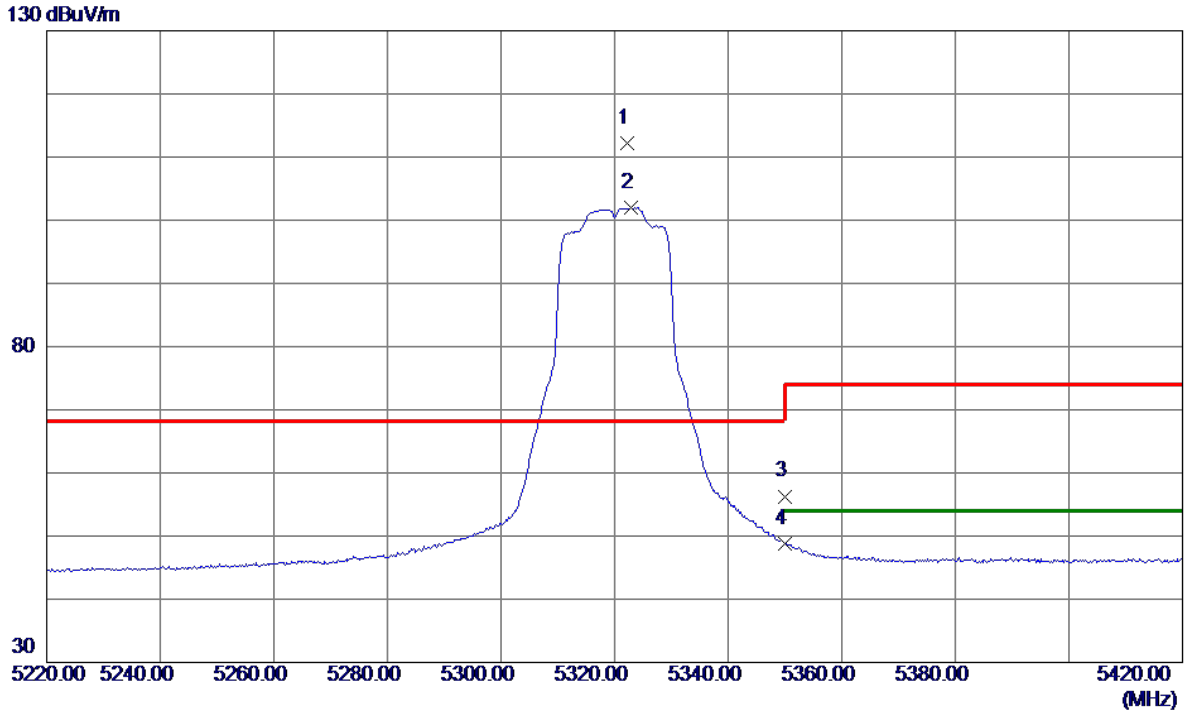


No.	Freq. MHz	Reading Level dBuV/m	Correct Factor dB	Measure ment dBuV/m	Limit dBuV/m	Margin dB	Detector	Comment
1	10599.6220	39.01	12.46	51.47	68.20	-16.73	Peak	
2 *	10599.8460	27.13	12.46	39.59	54.00	-14.41	AVG	

**REMARKS:**

- (1) Measurement Value = Reading Level + Correct Factor.
- (2) Margin Level = Measurement Value - Limit Value.

Test Mode	UNII-2A_TX AX(HE20) Mode 5320 MHz	Polarization	Vertical
-----------	-----------------------------------	--------------	----------



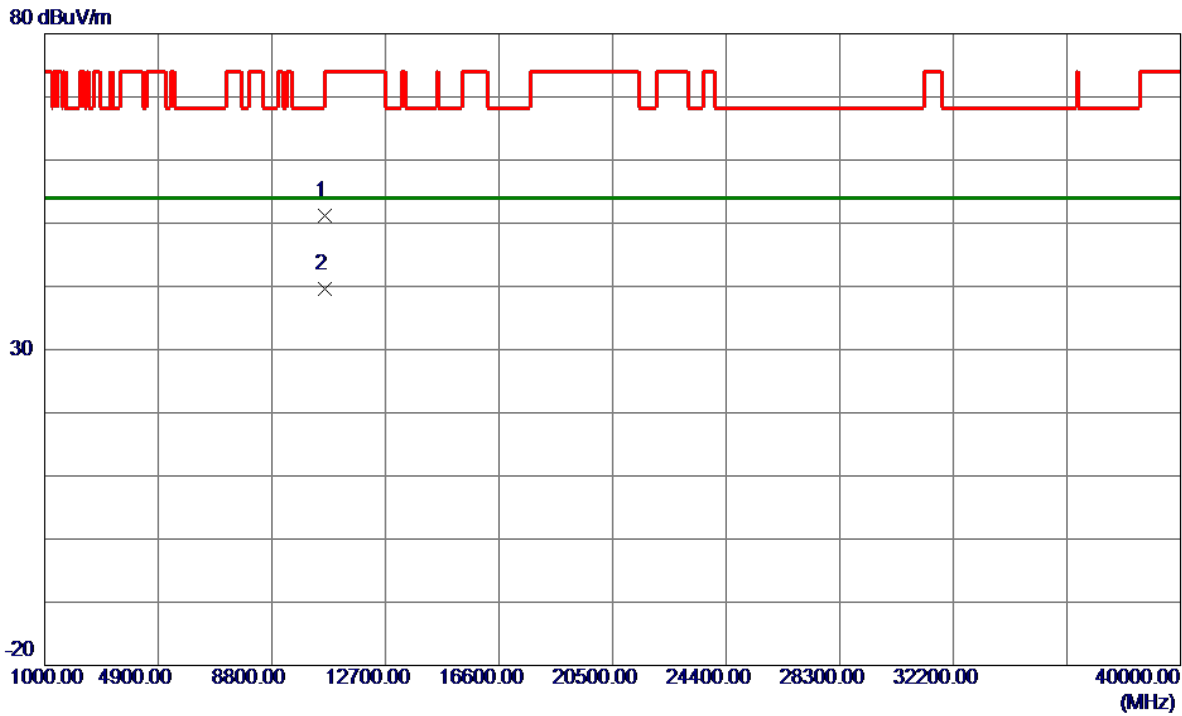
No.	Freq. MHz	Reading Level dBuV/m	Correct Factor dB	Measure ment dBuV/m	Limit dBuV/m	Margin dB	Detector	Comment
1 *	5322.2000	95.80	16.47	112.27	68.20	44.07	Peak	No Limit
2	5322.8000	85.54	16.47	102.01	999.00	-896.99	AVG	No Limit
3	5350.0000	39.80	16.50	56.30	74.00	-17.70	Peak	
4	5350.0000	32.35	16.50	48.85	54.00	-5.15	AVG	

**REMARKS:**

- (1) Measurement Value = Reading Level + Correct Factor.
- (2) Margin Level = Measurement Value - Limit Value.



Test Mode	UNII-2A_TX AX(HE20) Mode 5320 MHz	Polarization	Vertical
-----------	-----------------------------------	--------------	----------

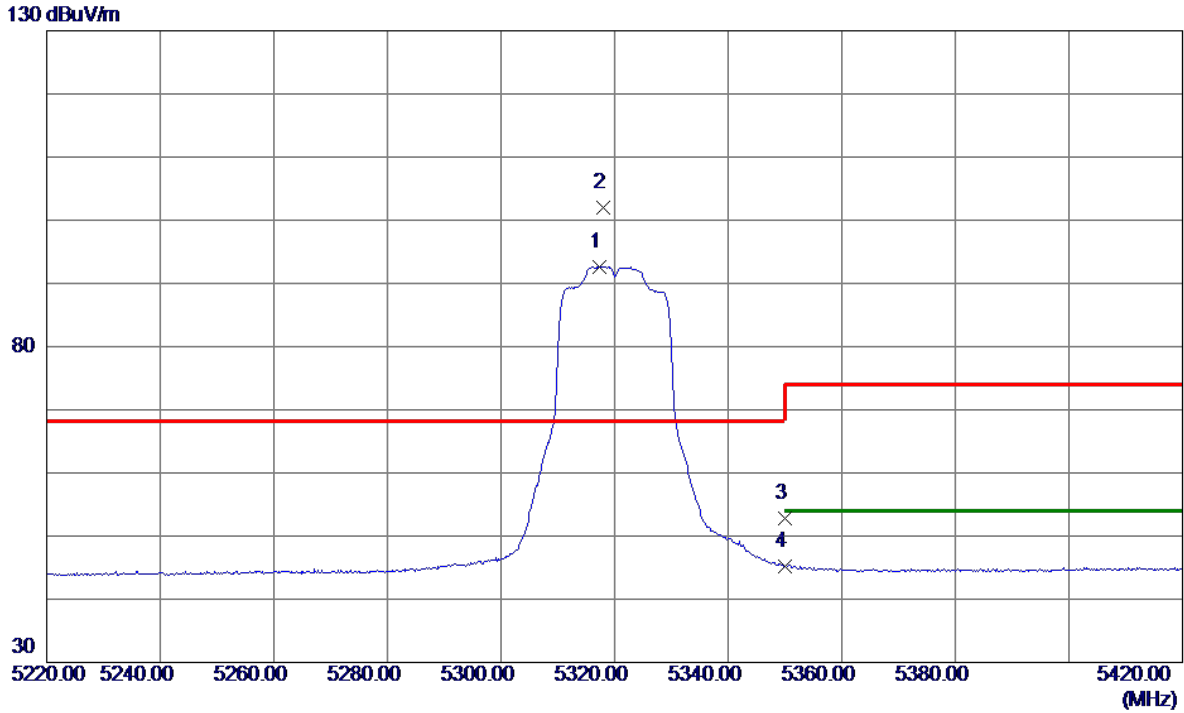


No.	Freq. MHz	Reading Level dBuV/m	Correct Factor dB	Measure ment dBuV/m	Limit dBuV/m	Margin dB	Detector	Comment
1	10640.4320	38.66	12.49	51.15	74.00	-22.85	Peak	
2 *	10640.7400	27.16	12.49	39.65	54.00	-14.35	AVG	

**REMARKS:**

- (1) Measurement Value = Reading Level + Correct Factor.
- (2) Margin Level = Measurement Value - Limit Value.

Test Mode	UNII-2A_TX AX(HE20) Mode 5320 MHz	Polarization	Horizontal
-----------	-----------------------------------	--------------	------------

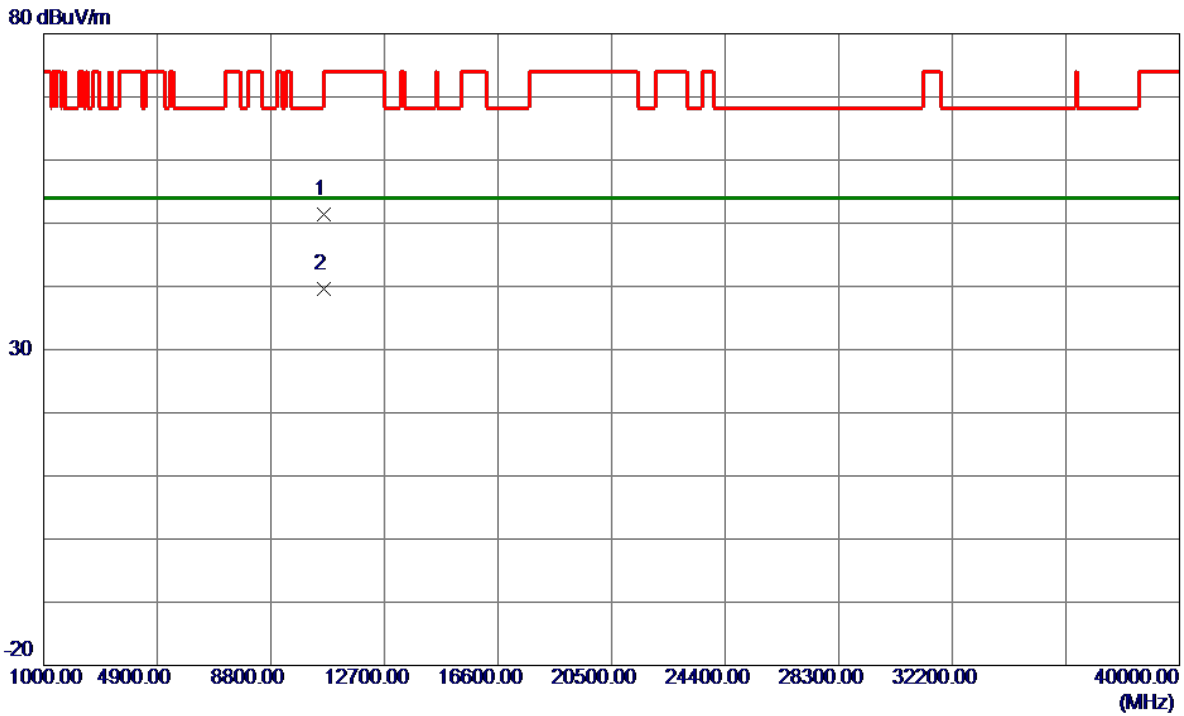


No.	Freq. MHz	Reading Level dBuV/m	Correct Factor dB	Measure ment dBuV/m	Limit dBuV/m	Margin dB	Detector	Comment
1	5317.4000	76.22	16.47	92.69	999.00	-906.31	AVG	No Limit
2 *	5318.0000	85.59	16.47	102.06	68.20	33.86	Peak	No Limit
3	5350.0000	36.34	16.50	52.84	74.00	-21.16	Peak	
4	5350.0000	28.62	16.50	45.12	54.00	-8.88	AVG	

**REMARKS:**

- (1) Measurement Value = Reading Level + Correct Factor.
- (2) Margin Level = Measurement Value - Limit Value.

Test Mode	UNII-2A_TX AX(HE20) Mode 5320 MHz	Polarization	Horizontal
-----------	-----------------------------------	--------------	------------

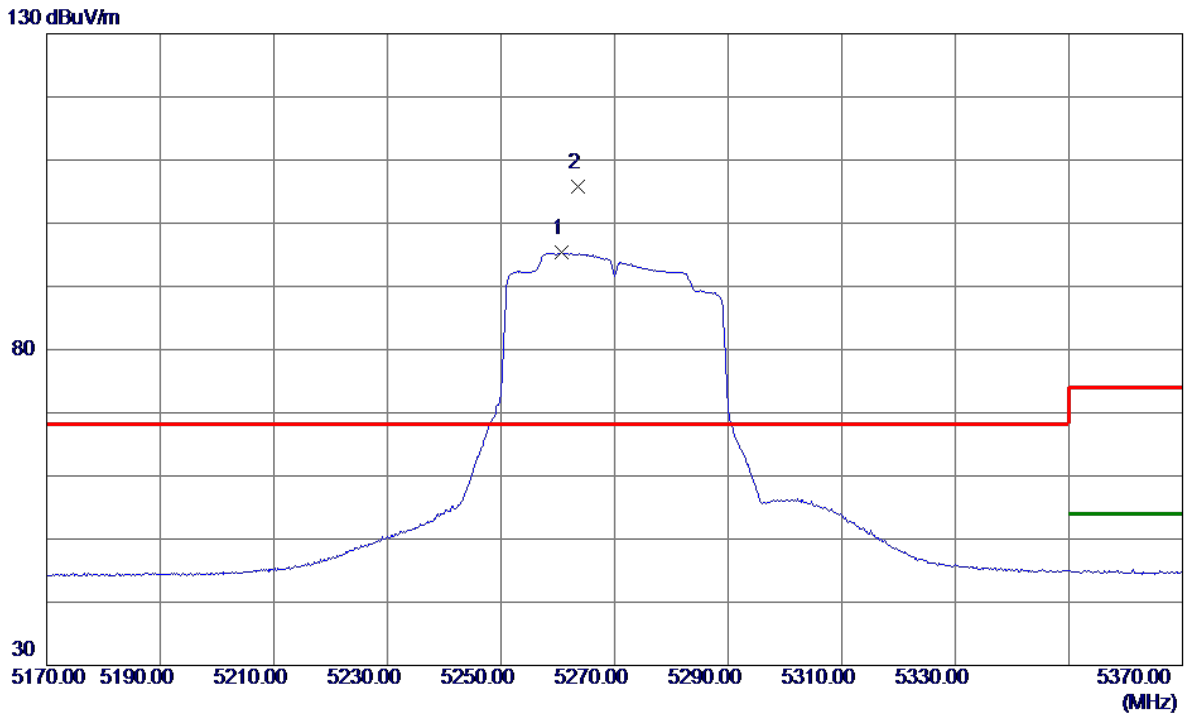


No.	Freq. MHz	Reading Level dBuV/m	Correct Factor dB	Measure ment dBuV/m	Limit dBuV/m	Margin dB	Detector	Comment
1	10640.1420	38.94	12.49	51.43	74.00	-22.57	Peak	
2 *	10640.8019	27.19	12.49	39.68	54.00	-14.32	AVG	

REMARKS:

- (1) Measurement Value = Reading Level + Correct Factor.
- (2) Margin Level = Measurement Value - Limit Value.

Test Mode	UNII-2A_TX AX(HE40) Mode 5270 MHz	Polarization	Vertical
-----------	-----------------------------------	--------------	----------

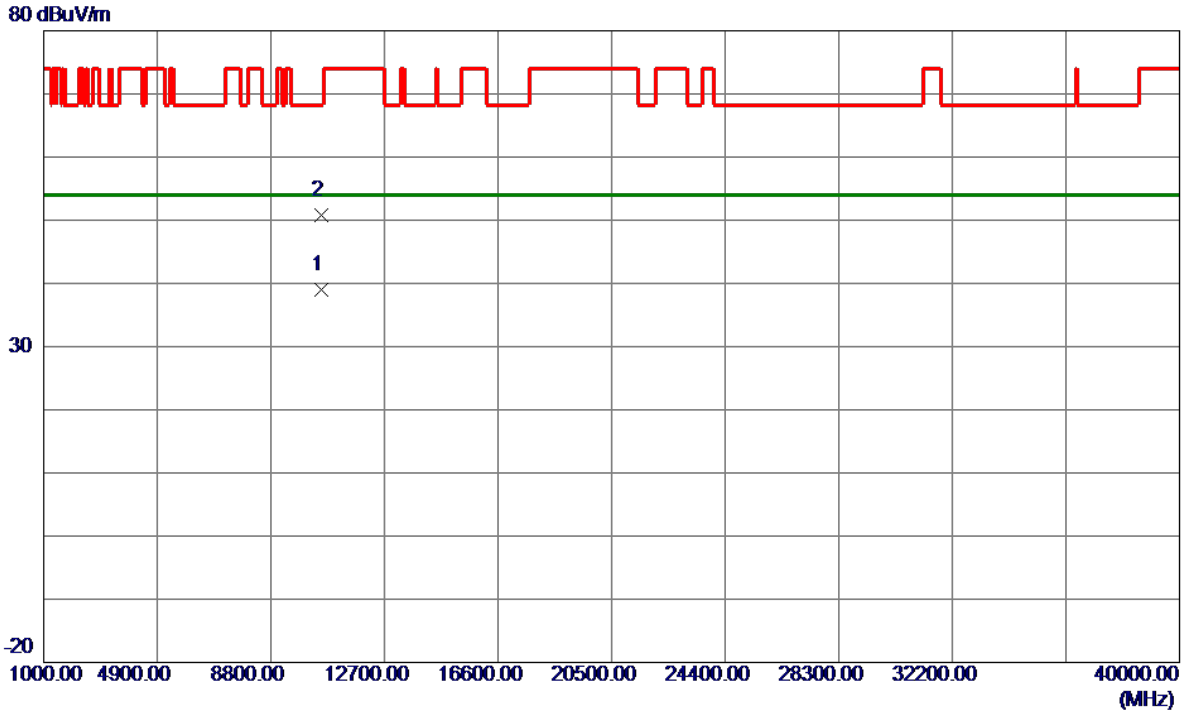


No.	Freq. MHz	Reading Level dBuV/m	Correct Factor dB	Measure ment dBuV/m	Limit dBuV/m	Margin dB	Detector	Comment
1	5260.6000	78.90	16.40	95.30	999.00	-903.70	AVG	No Limit
2 *	5263.6000	89.29	16.41	105.70	68.20	37.50	Peak	No Limit

REMARKS:

- (1) Measurement Value = Reading Level + Correct Factor.
- (2) Margin Level = Measurement Value - Limit Value.

Test Mode	UNII-2A_TX AX(HE40) Mode 5270 MHz	Polarization	Vertical
-----------	-----------------------------------	--------------	----------

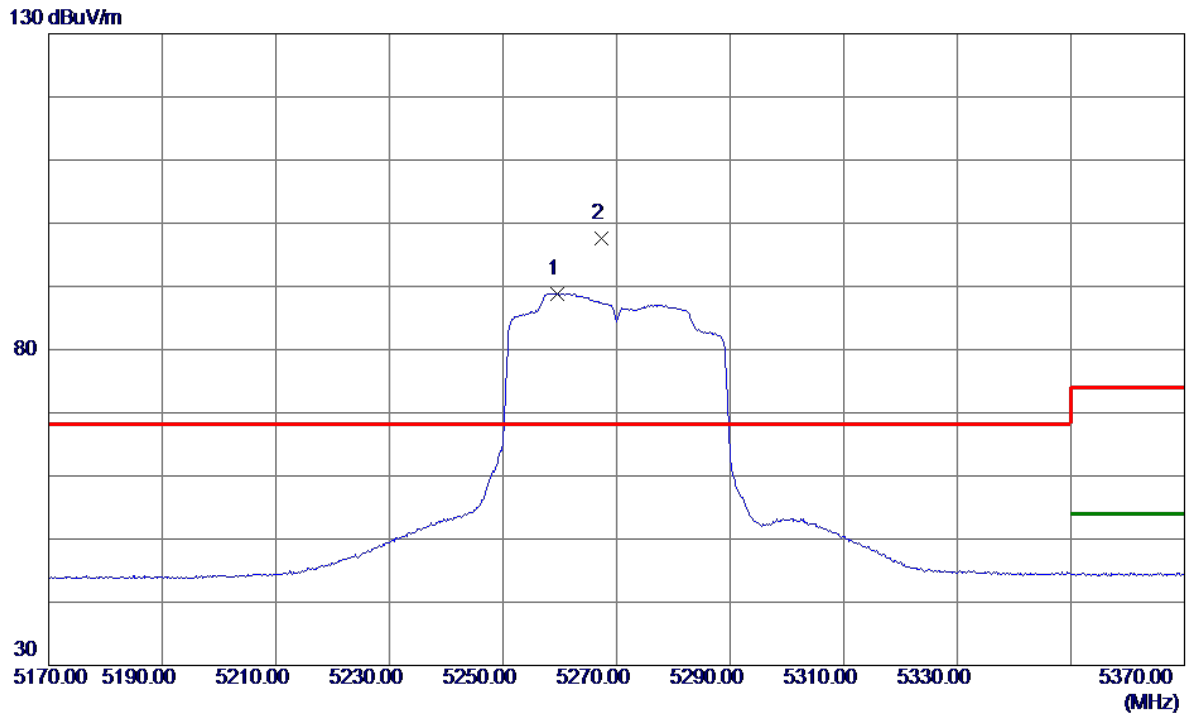


No.	Freq. MHz	Reading Level dBuV/m	Correct Factor dB	Measure ment dBuV/m	Limit dBuV/m	Margin dB	Detector	Comment
1 *	10539.6000	26.62	12.41	39.03	54.00	-14.97	AVG	
2	10540.2720	38.38	12.41	50.79	68.20	-17.41	Peak	

**REMARKS:**

- (1) Measurement Value = Reading Level + Correct Factor.
- (2) Margin Level = Measurement Value - Limit Value.

Test Mode	UNII-2A_TX AX(HE40) Mode 5270 MHz	Polarization	Horizontal
-----------	-----------------------------------	--------------	------------

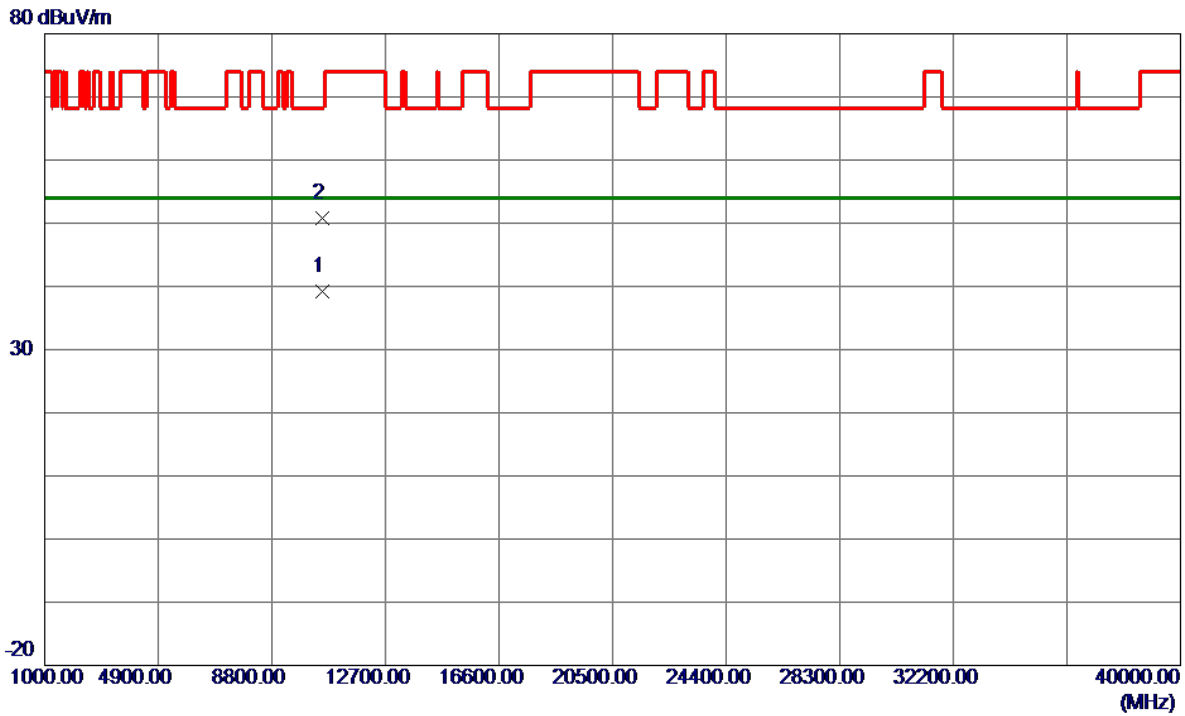


No.	Freq. MHz	Reading Level dBuV/m	Correct Factor dB	Measure ment dBuV/m	Limit dBuV/m	Margin dB	Detector	Comment
1	5259.6000	72.47	16.40	88.87	999.00	-910.13	AVG	No Limit
2 *	5267.4000	81.21	16.41	97.62	68.20	29.42	Peak	No Limit

**REMARKS:**

- (1) Measurement Value = Reading Level + Correct Factor.
- (2) Margin Level = Measurement Value - Limit Value.

Test Mode	UNII-2A_TX AX(HE40) Mode 5270 MHz	Polarization	Horizontal
-----------	-----------------------------------	--------------	------------

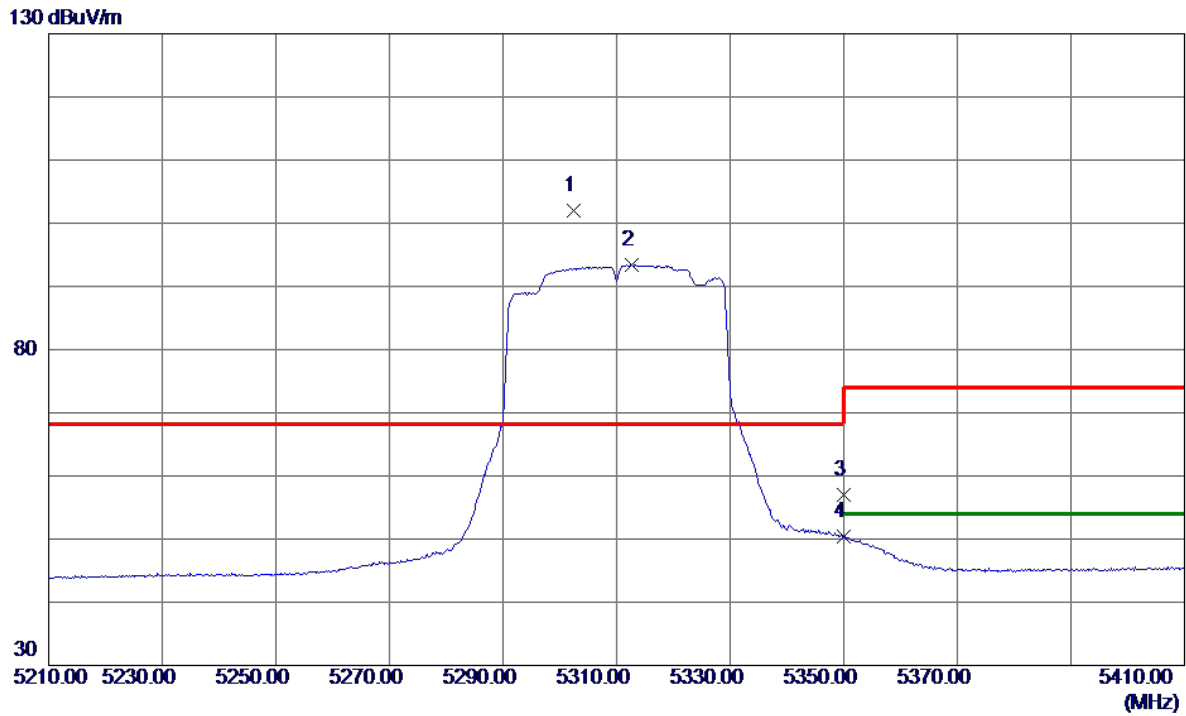


No.	Freq. MHz	Reading Level dBuV/m	Correct Factor dB	Measure ment dBuV/m	Limit dBuV/m	Margin dB	Detector	Comment
1 *	10539.6600	26.71	12.41	39.12	54.00	-14.88	AVG	
2	10540.5300	38.41	12.41	50.82	68.20	-17.38	Peak	

**REMARKS:**

- (1) Measurement Value = Reading Level + Correct Factor.
- (2) Margin Level = Measurement Value - Limit Value.

Test Mode	UNII-2A_TX AX(HE40) Mode 5310 MHz	Polarization	Vertical
-----------	-----------------------------------	--------------	----------



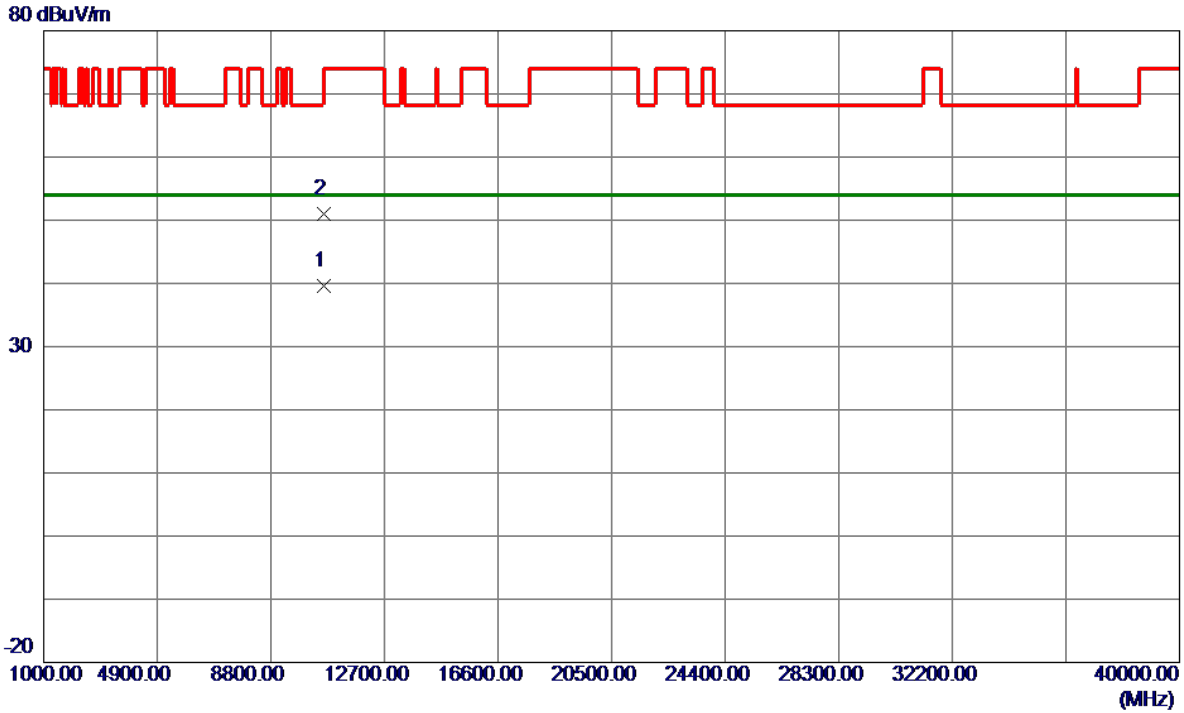
No.	Freq. MHz	Reading Level dBuV/m	Correct Factor dB	Measure ment dBuV/m	Limit dBuV/m	Margin dB	Detector	Comment
1 *	5302.4000	85.61	16.45	102.06	68.20	33.86	Peak	No Limit
2	5312.6000	76.93	16.46	93.39	999.00	-905.61	AVG	No Limit
3	5350.0000	40.50	16.50	57.00	74.00	-17.00	Peak	
4	5350.0000	33.82	16.50	50.32	54.00	-3.68	AVG	

**REMARKS:**

- (1) Measurement Value = Reading Level + Correct Factor.
- (2) Margin Level = Measurement Value - Limit Value.



Test Mode	UNII-2A_TX AX(HE40) Mode 5310 MHz	Polarization	Vertical
-----------	-----------------------------------	--------------	----------

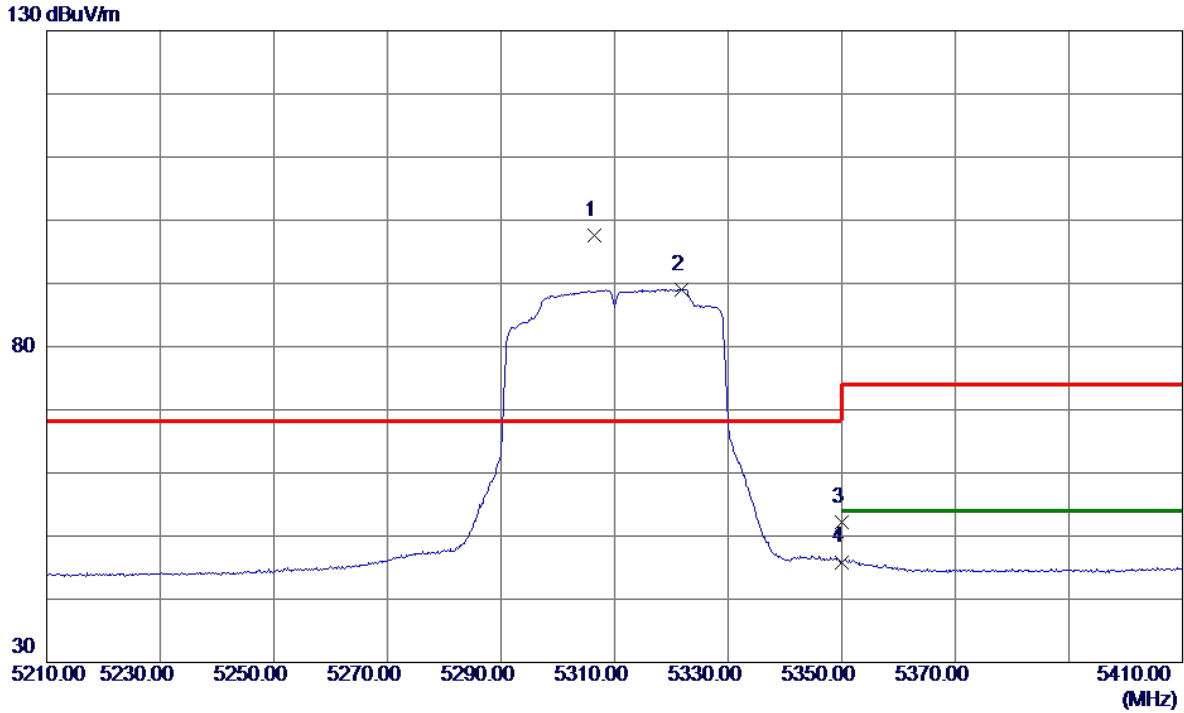


No.	Freq. MHz	Reading Level dBuV/m	Correct Factor dB	Measure ment dBuV/m	Limit dBuV/m	Margin dB	Detector	Comment
1 *	10619.5140	27.07	12.47	39.54	54.00	-14.46	AVG	
2	10620.0480	38.49	12.47	50.96	74.00	-23.04	Peak	

**REMARKS:**

- (1) Measurement Value = Reading Level + Correct Factor.
- (2) Margin Level = Measurement Value - Limit Value.

Test Mode	UNII-2A_TX AX(HE40) Mode 5310 MHz	Polarization	Horizontal
-----------	-----------------------------------	--------------	------------

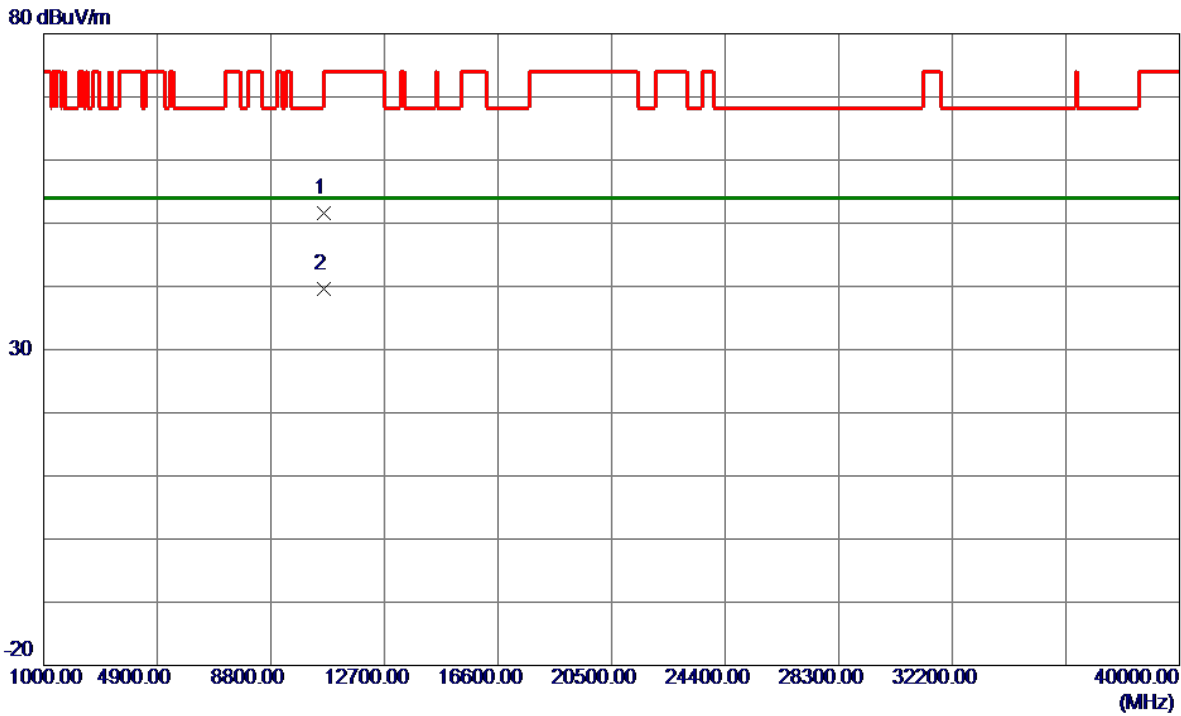


No.	Freq. MHz	Reading Level dBuV/m	Correct Factor dB	Measure ment dBuV/m	Limit dBuV/m	Margin dB	Detector	Comment
1 *	5306.4000	81.13	16.45	97.58	68.20	29.38	Peak	No Limit
2	5321.8000	72.61	16.47	89.08	999.00	-909.92	AVG	No Limit
3	5350.0000	35.61	16.50	52.11	74.00	-21.89	Peak	
4	5350.0000	29.40	16.50	45.90	54.00	-8.10	AVG	

REMARKS:

- (1) Measurement Value = Reading Level + Correct Factor.
- (2) Margin Level = Measurement Value - Limit Value.

Test Mode	UNII-2A_TX AX(HE40) Mode 5310 MHz	Polarization	Horizontal
-----------	-----------------------------------	--------------	------------

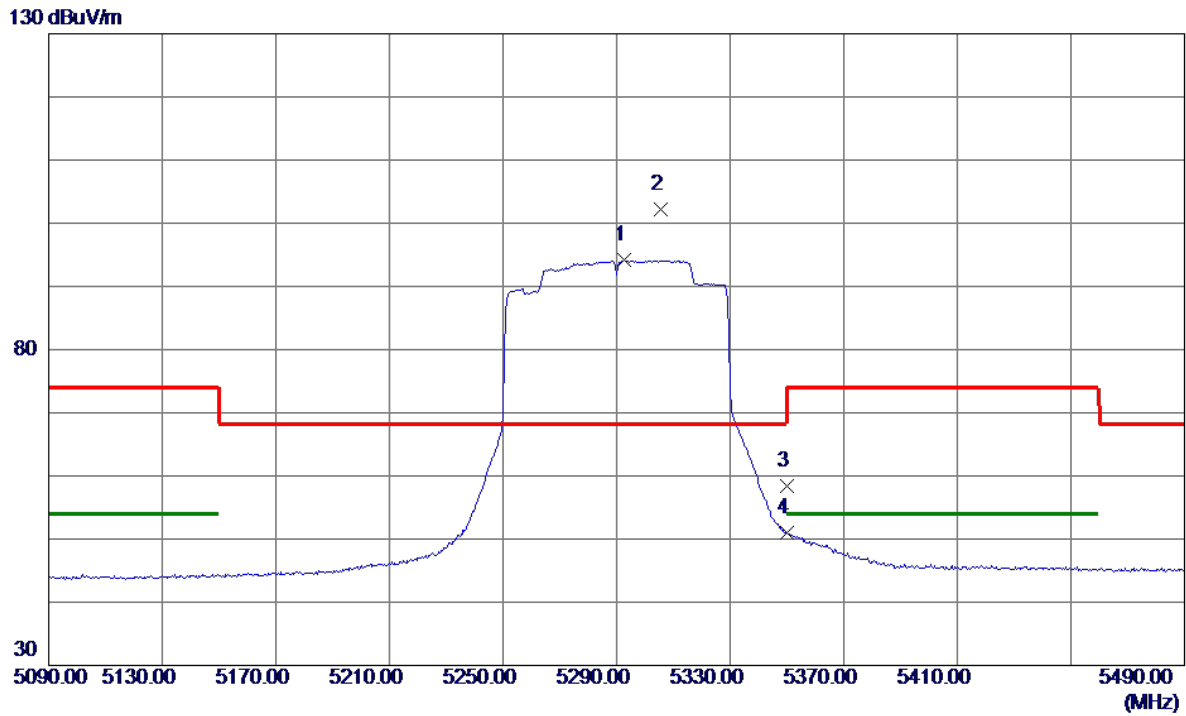


No.	Freq. MHz	Reading Level dBuV/m	Correct Factor dB	Measure ment dBuV/m	Limit dBuV/m	Margin dB	Detector	Comment
1	10619.8099	39.19	12.47	51.66	74.00	-22.34	Peak	
2 *	10620.9960	27.18	12.47	39.65	54.00	-14.35	AVG	

**REMARKS:**

- (1) Measurement Value = Reading Level + Correct Factor.
- (2) Margin Level = Measurement Value - Limit Value.

Test Mode	UNII-2A_TX AX(HE80) Mode 5290 MHz	Polarization	Vertical
-----------	-----------------------------------	--------------	----------

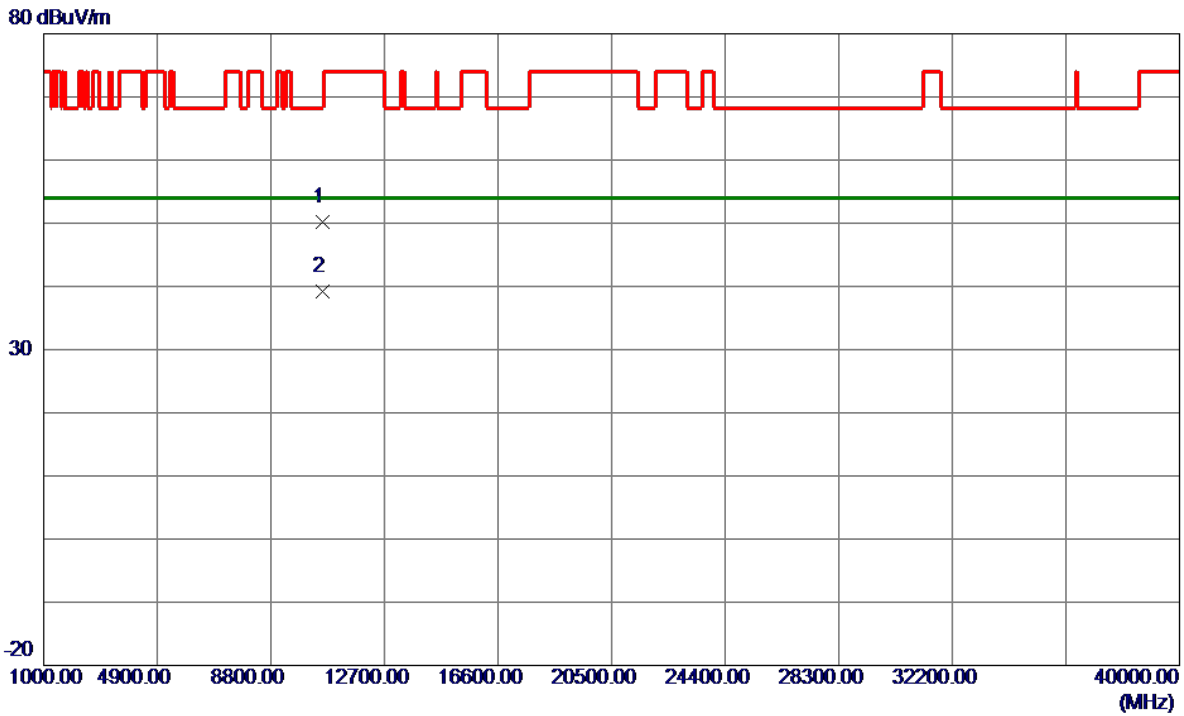


No.	Freq. MHz	Reading Level dBuV/m	Correct Factor dB	Measurement dBuV/m	Limit dBuV/m	Margin dB	Detector	Comment
1	5292.8000	77.68	16.44	94.12	999.00	-904.88	AVG	No Limit
2 *	5305.6000	85.71	16.45	102.16	68.20	33.96	Peak	No Limit
3	5350.0000	41.93	16.50	58.43	74.00	-15.57	Peak	
4	5350.0000	34.41	16.50	50.91	54.00	-3.09	AVG	

REMARKS:

- (1) Measurement Value = Reading Level + Correct Factor.
- (2) Margin Level = Measurement Value - Limit Value.

Test Mode	UNII-2A_TX AX(HE80) Mode 5290 MHz	Polarization	Vertical
-----------	-----------------------------------	--------------	----------

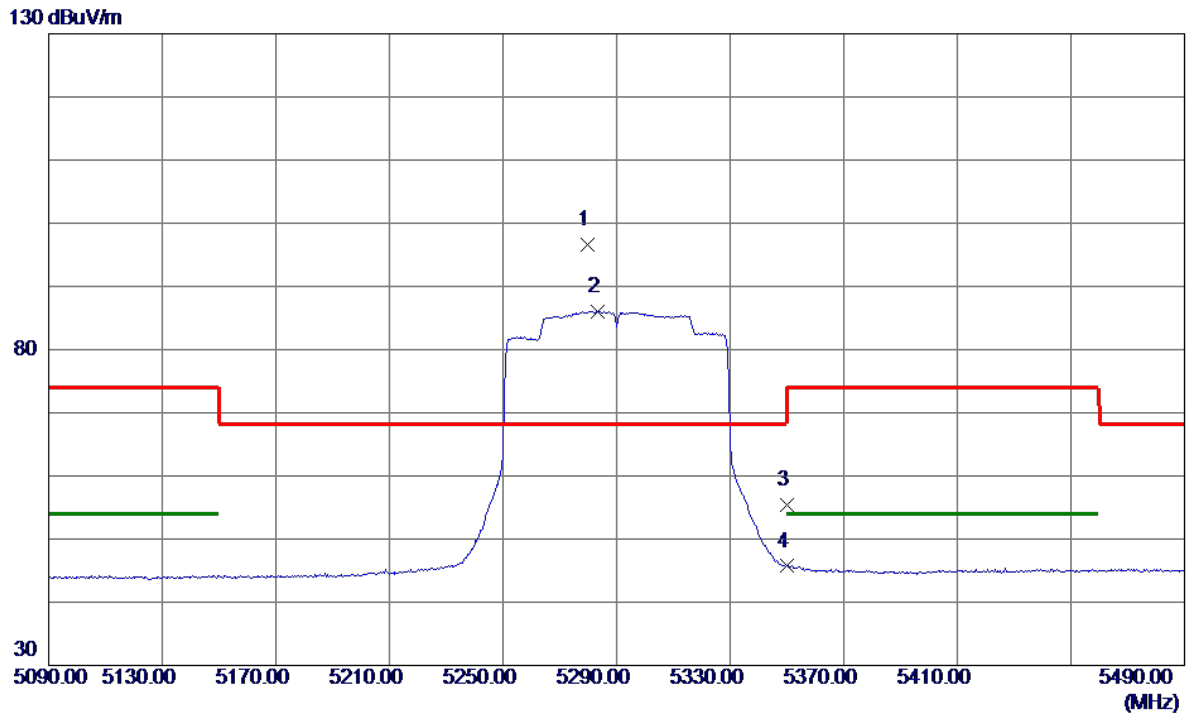


No.	Freq. MHz	Reading Level dBuV/m	Correct Factor dB	Measure ment dBuV/m	Limit dBuV/m	Margin dB	Detector	Comment
1	10579.7760	37.71	12.44	50.15	68.20	-18.05	Peak	
2 *	10580.8080	26.84	12.44	39.28	54.00	-14.72	AVG	

REMARKS:

- (1) Measurement Value = Reading Level + Correct Factor.
- (2) Margin Level = Measurement Value - Limit Value.

Test Mode	UNII-2A_TX AX(HE80) Mode 5290 MHz	Polarization	Horizontal
-----------	-----------------------------------	--------------	------------

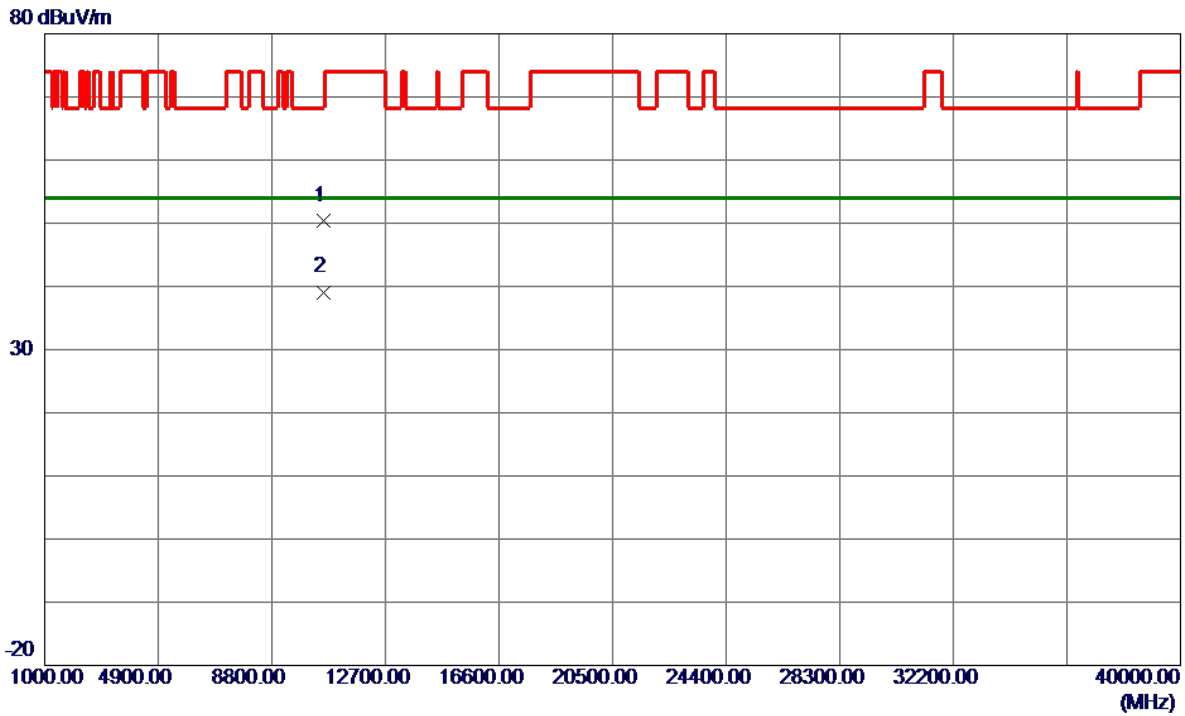


No.	Freq. MHz	Reading Level dBuV/m	Correct Factor dB	Measure ment dBuV/m	Limit dBuV/m	Margin dB	Detector	Comment
1 *	5279.6000	80.25	16.42	96.67	68.20	28.47	Peak	No Limit
2	5283.2000	69.63	16.43	86.06	999.00	-912.94	AVG	No Limit
3	5350.0000	38.85	16.50	55.35	74.00	-18.65	Peak	
4	5350.0000	29.20	16.50	45.70	54.00	-8.30	AVG	

REMARKS:

- (1) Measurement Value = Reading Level + Correct Factor.
- (2) Margin Level = Measurement Value - Limit Value.

Test Mode	UNII-2A_TX AX(HE80) Mode 5290 MHz	Polarization	Horizontal
-----------	-----------------------------------	--------------	------------

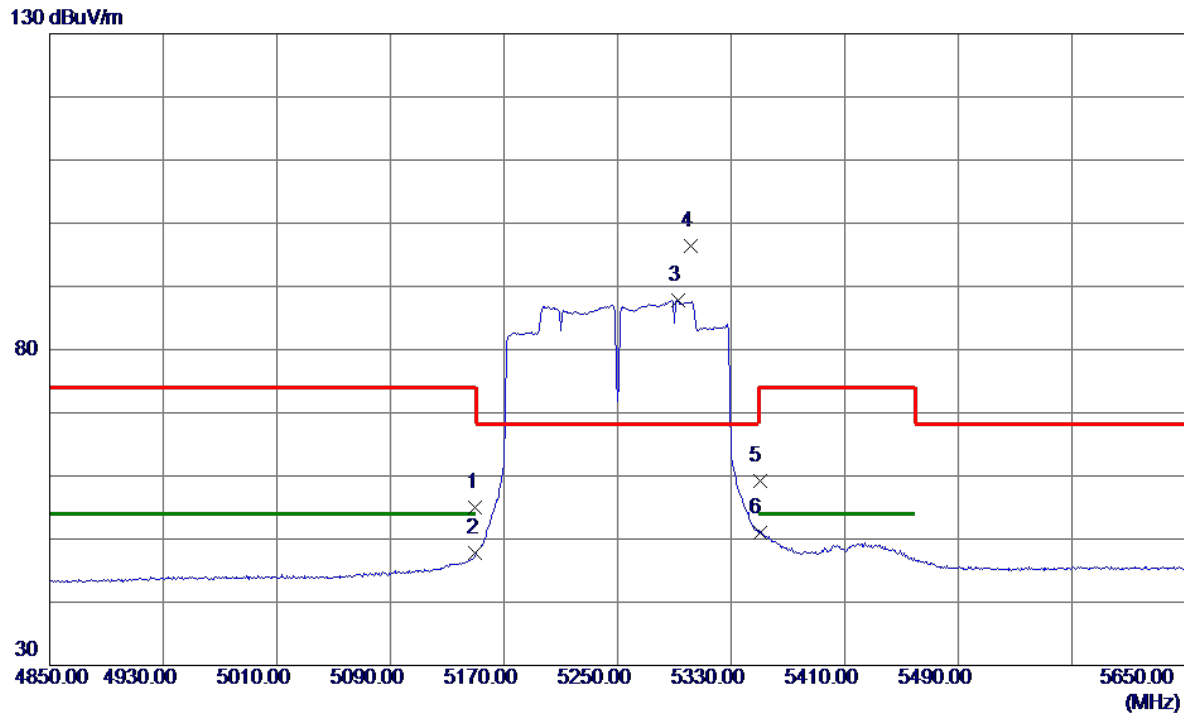


No.	Freq. MHz	Reading Level dBuV/m	Correct Factor dB	Measure ment dBuV/m	Limit dBuV/m	Margin dB	Detector	Comment
1	10579.4960	37.93	12.44	50.37	68.20	-17.83	Peak	
2 *	10579.5460	26.66	12.44	39.10	54.00	-14.90	AVG	

REMARKS:

- (1) Measurement Value = Reading Level + Correct Factor.
- (2) Margin Level = Measurement Value - Limit Value.

Test Mode	UNII-1+UNII-2A_TX AC(VHT160) Mode 5250 MHz	Polarization	Vertical
-----------	--	--------------	----------



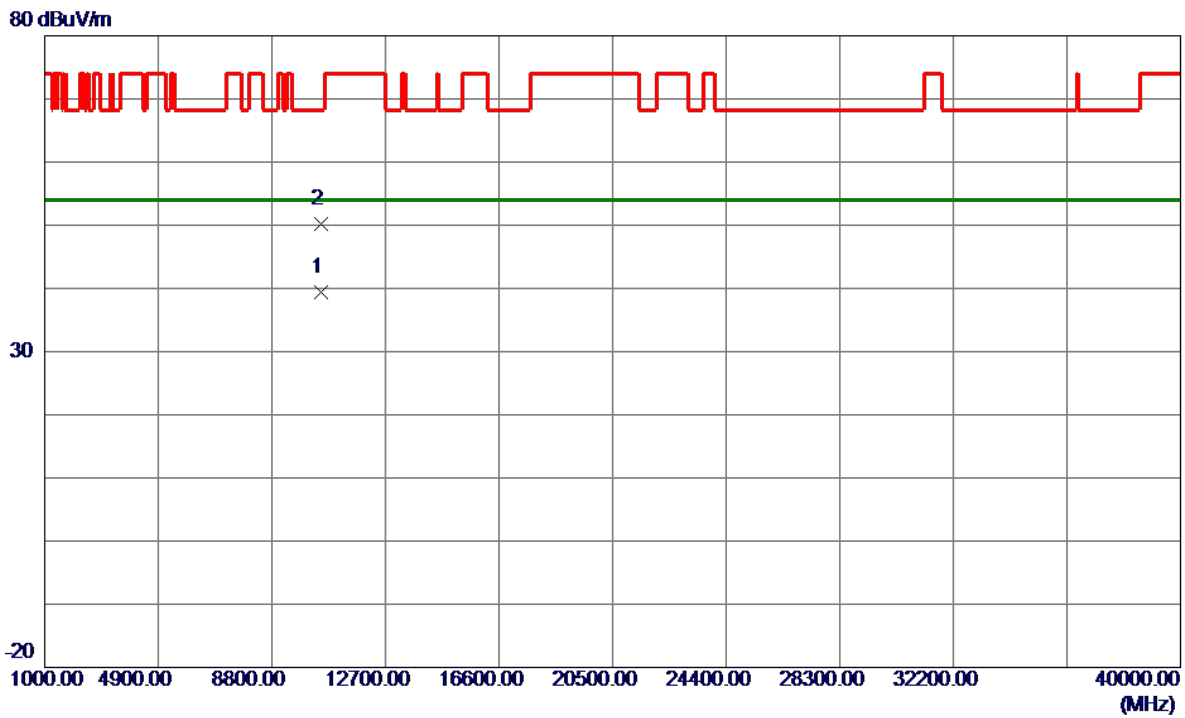
No.	Freq. MHz	Reading Level dBuV/m	Correct Factor dB	Measure ment dBuV/m	Limit dBuV/m	Margin dB	Detector	Comment
1	5150.0000	38.78	16.28	55.06	74.00	-18.94	Peak	
2	5150.0000	31.43	16.28	47.71	54.00	-6.29	AVG	
3	5292.4000	71.30	16.44	87.74	999.00	-911.26	AVG	No Limit
4 *	5301.2000	79.89	16.45	96.34	68.20	28.14	Peak	No Limit
5	5350.0000	42.62	16.50	59.12	74.00	-14.88	Peak	
6	5350.0000	34.47	16.50	50.97	54.00	-3.03	AVG	

**REMARKS:**

- (1) Measurement Value = Reading Level + Correct Factor.
- (2) Margin Level = Measurement Value - Limit Value.



Test Mode	UNII-1+UNII-2A_TX AC(VHT160) Mode 5250 MHz	Polarization	Vertical
-----------	--	--------------	----------

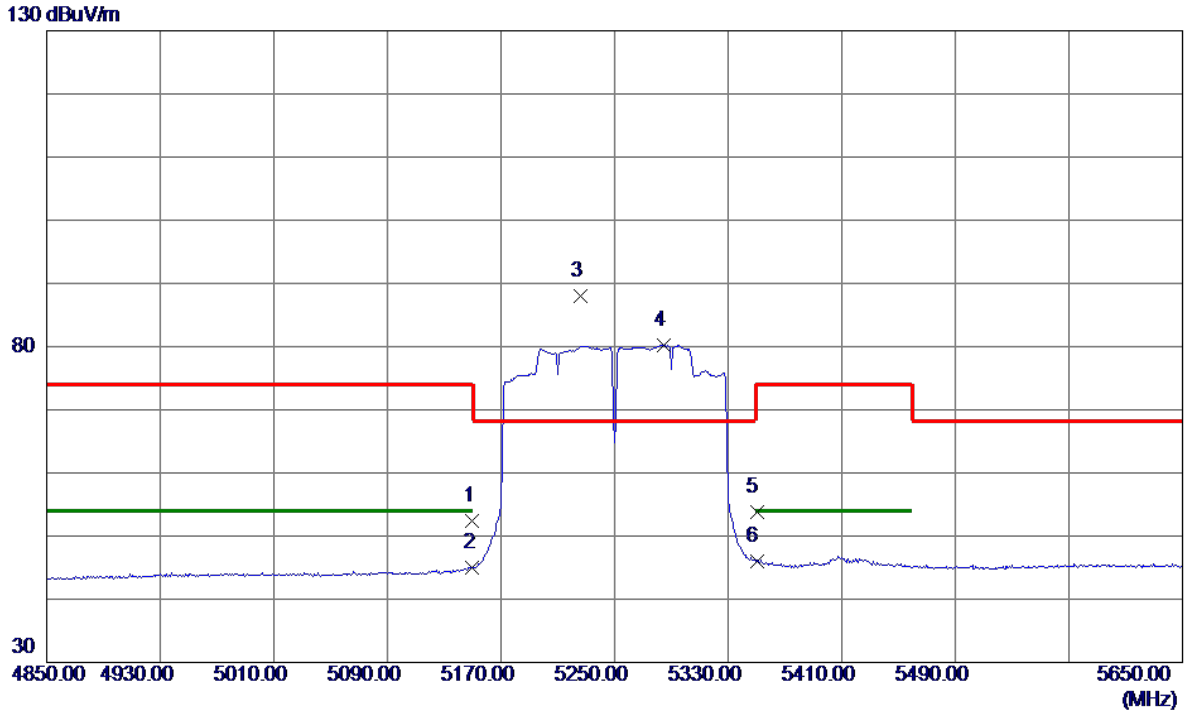


No.	Freq. MHz	Reading Level dBuV/m	Correct Factor dB	Measure ment dBuV/m	Limit dBuV/m	Margin dB	Detector	Comment
1 *	10501.3240	26.99	12.38	39.37	54.00	-14.63	AVG	
2	10502.3600	37.83	12.38	50.21	68.20	-17.99	Peak	

**REMARKS:**

- (1) Measurement Value = Reading Level + Correct Factor.
- (2) Margin Level = Measurement Value - Limit Value.

Test Mode	UNII-1+UNII-2A_TX AC(VHT160) Mode 5250 MHz	Polarization	Horizontal
-----------	--	--------------	------------

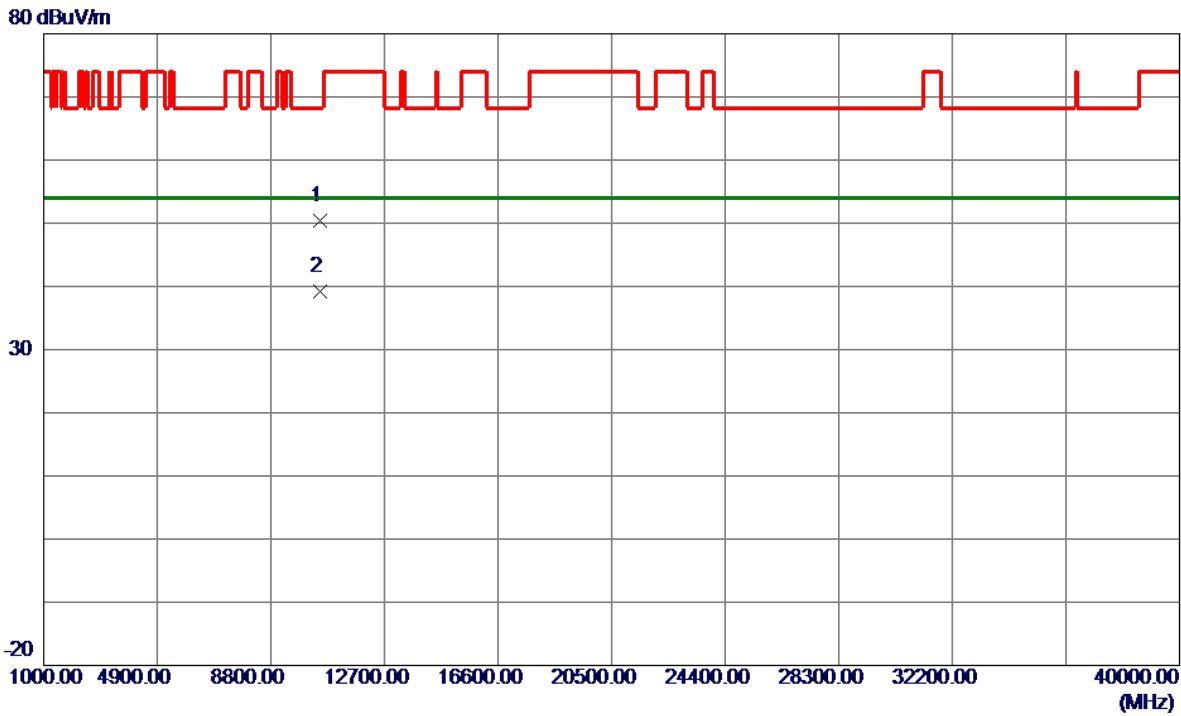


No.	Freq. MHz	Reading Level dBuV/m	Correct Factor dB	Measure ment dBuV/m	Limit dBuV/m	Margin dB	Detector	Comment
1	5150.0000	36.08	16.28	52.36	74.00	-21.64	Peak	
2	5150.0000	28.63	16.28	44.91	54.00	-9.09	AVG	
3 *	5226.0000	71.65	16.37	88.02	68.20	19.82	Peak	No Limit
4	5284.4000	63.86	16.43	80.29	999.00	-918.71	AVG	No Limit
5	5350.0000	37.32	16.50	53.82	74.00	-20.18	Peak	
6	5350.0000	29.57	16.50	46.07	54.00	-7.93	AVG	

**REMARKS:**

- (1) Measurement Value = Reading Level + Correct Factor.
- (2) Margin Level = Measurement Value - Limit Value.

Test Mode	UNII-1+UNII-2A_TX AC(VHT160) Mode 5250 MHz	Polarization	Horizontal
-----------	--	--------------	------------

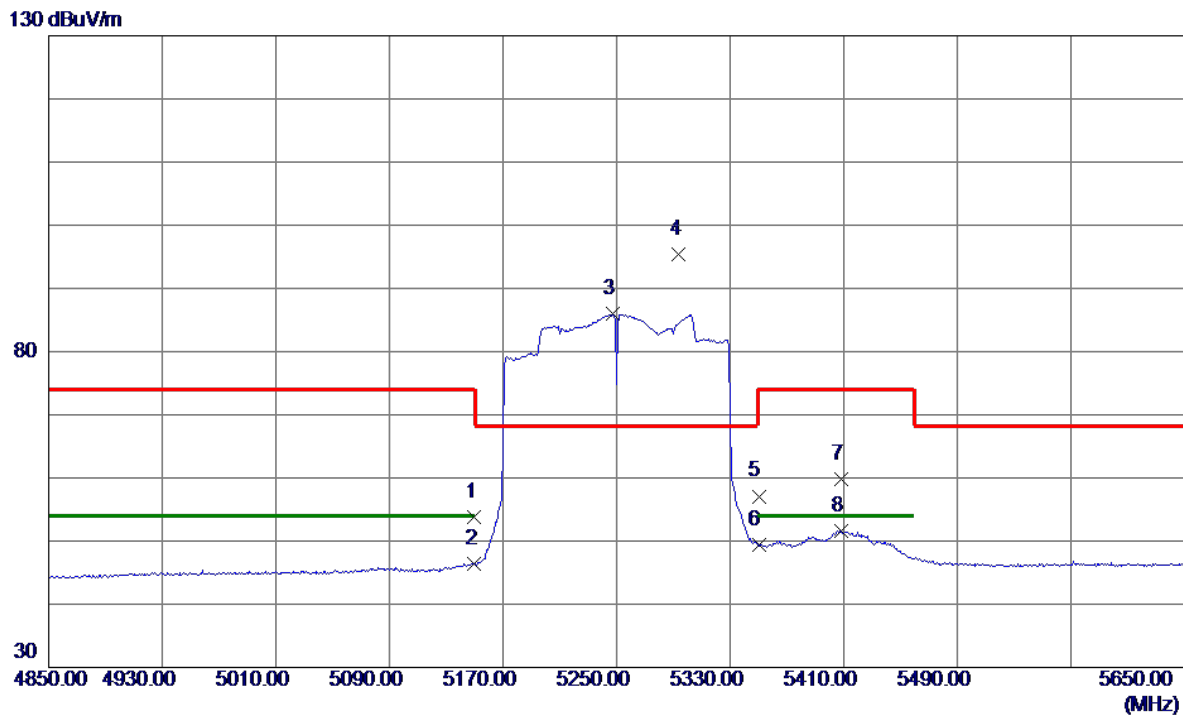


No.	Freq. MHz	Reading Level dBuV/m	Correct Factor dB	Measure ment dBuV/m	Limit dBuV/m	Margin dB	Detector	Comment
1	10501.5900	38.08	12.38	50.46	68.20	-17.74	Peak	
2 *	10502.8900	26.89	12.38	39.27	54.00	-14.73	AVG	

**REMARKS:**

- (1) Measurement Value = Reading Level + Correct Factor.
- (2) Margin Level = Measurement Value - Limit Value.

Test Mode	UNII-1+UNII-2A_TX AX(HE160) Mode 5250 MHz	Polarization	Vertical
-----------	---	--------------	----------

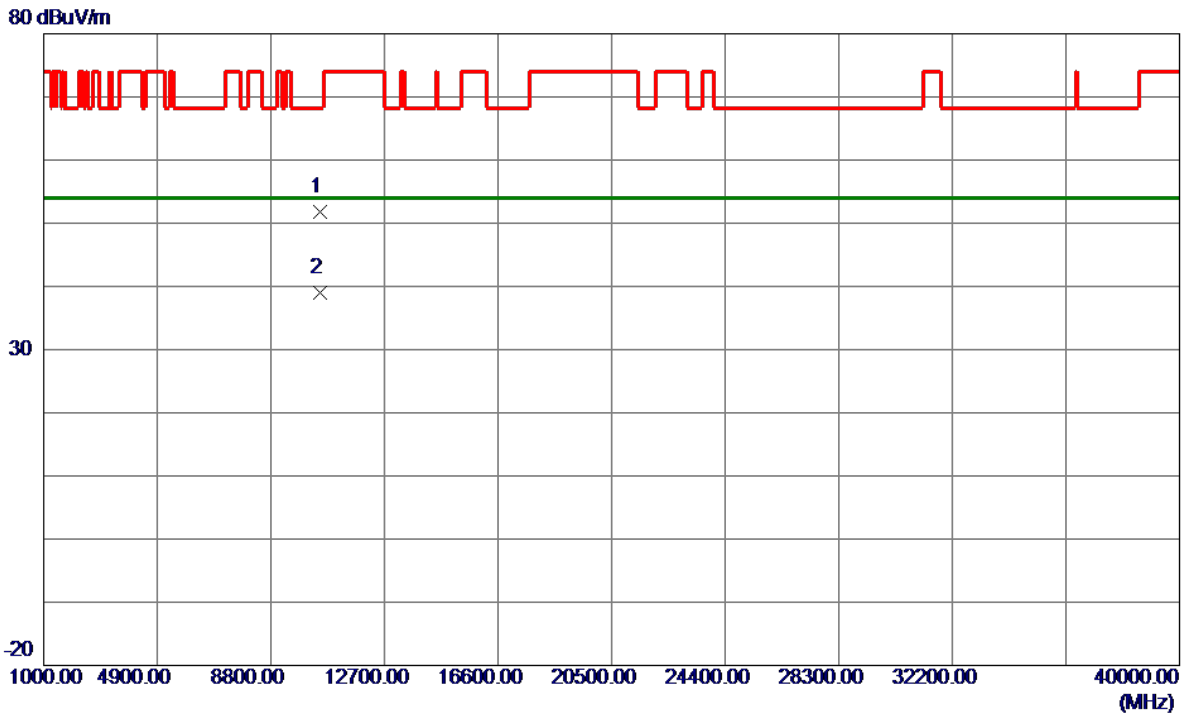


No.	Freq. MHz	Reading Level dBuV/m	Correct Factor dB	Measure ment dBuV/m	Limit dBuV/m	Margin dB	Detector	Comment
1	5150.0000	37.54	16.28	53.82	74.00	-20.18	Peak	
2	5150.0000	30.04	16.28	46.32	54.00	-7.68	AVG	
3	5247.6000	69.58	16.39	85.97	999.00	-913.03	AVG	No Limit
4 *	5294.0000	79.03	16.44	95.47	68.20	27.27	Peak	No Limit
5	5350.0000	40.60	16.50	57.10	74.00	-16.90	Peak	
6	5350.0000	32.91	16.50	49.41	54.00	-4.59	AVG	
7	5408.4000	43.21	16.57	59.78	74.00	-14.22	Peak	
8	5408.4000	35.02	16.57	51.59	54.00	-2.41	AVG	

REMARKS:

- (1) Measurement Value = Reading Level + Correct Factor.
- (2) Margin Level = Measurement Value - Limit Value.

Test Mode	UNII-1+UNII-2A_TX AX(HE160) Mode 5250 MHz	Polarization	Vertical
-----------	---	--------------	----------

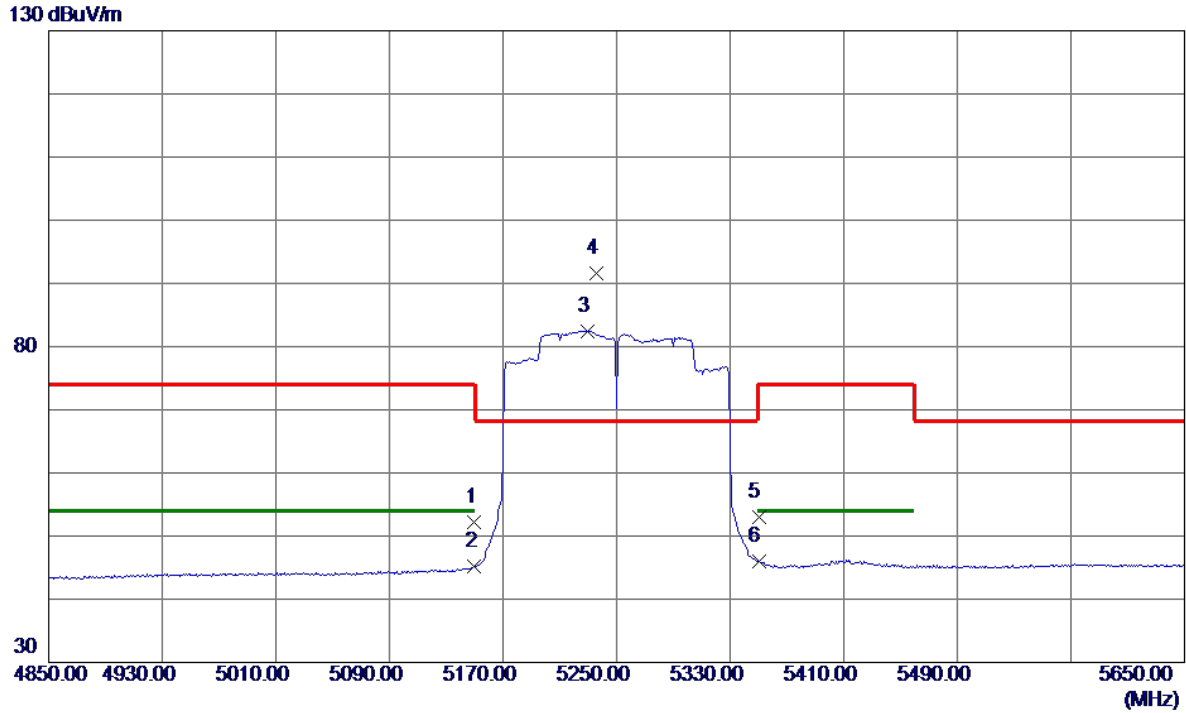


No.	Freq. MHz	Reading Level dBuV/m	Correct Factor dB	Measure ment dBuV/m	Limit dBuV/m	Margin dB	Detector	Comment
1	10500.1000	39.42	12.38	51.80	68.20	-16.40	Peak	
2 *	10501.1700	26.59	12.38	38.97	54.00	-15.03	AVG	

**REMARKS:**

- (1) Measurement Value = Reading Level + Correct Factor.
- (2) Margin Level = Measurement Value - Limit Value.

Test Mode	UNII-1+UNII-2A_TX AX(HE160) Mode 5250 MHz	Polarization	Horizontal
-----------	---	--------------	------------

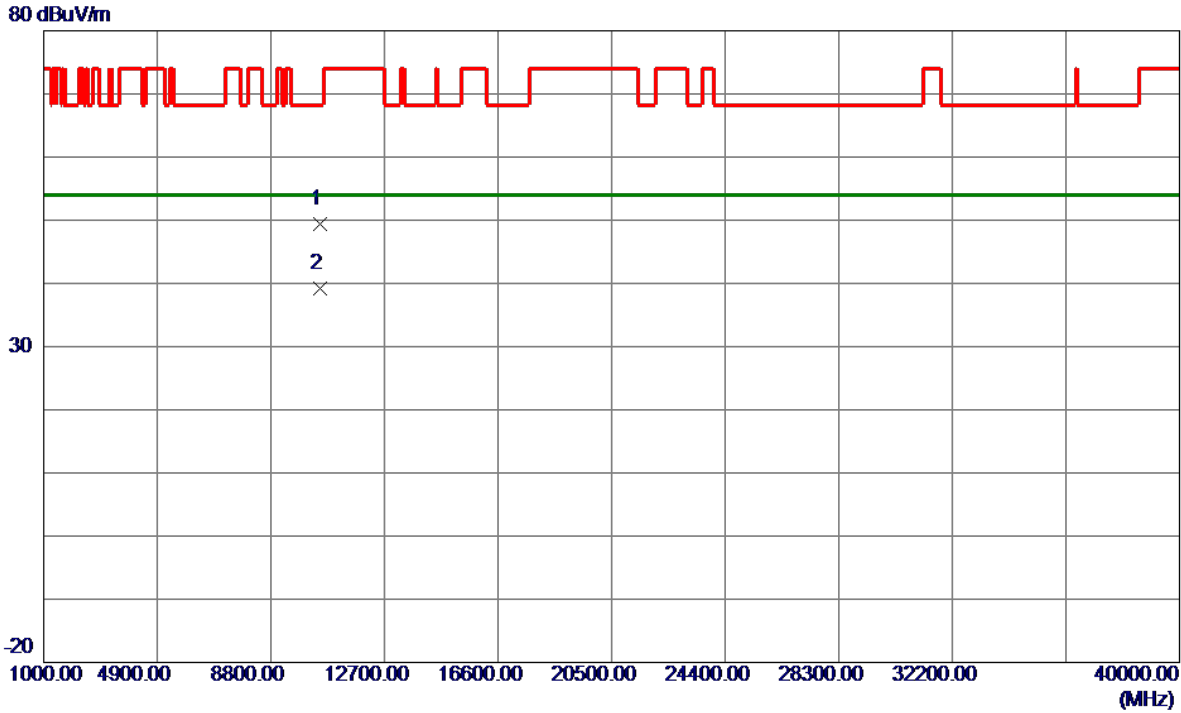


No.	Freq. MHz	Reading Level dBuV/m	Correct Factor dB	Measure ment dBuV/m	Limit dBuV/m	Margin dB	Detector	Comment
1	5150.0000	35.96	16.28	52.24	74.00	-21.76	Peak	
2	5150.0000	28.85	16.28	45.13	74.00	-28.87	Peak	
3	5229.2000	66.07	16.37	82.44	68.20	14.24	Peak	No Limit
4 *	5235.6000	75.17	16.38	91.55	68.20	23.35	Peak	No Limit
5	5350.0000	36.55	16.50	53.05	74.00	-20.95	Peak	
6	5350.0000	29.59	16.50	46.09	74.00	-27.91	Peak	

REMARKS:

- (1) Measurement Value = Reading Level + Correct Factor.
- (2) Margin Level = Measurement Value - Limit Value.

Test Mode	UNII-1+UNII-2A_TX AX(HE160) Mode 5250 MHz	Polarization	Horizontal
-----------	---	--------------	------------

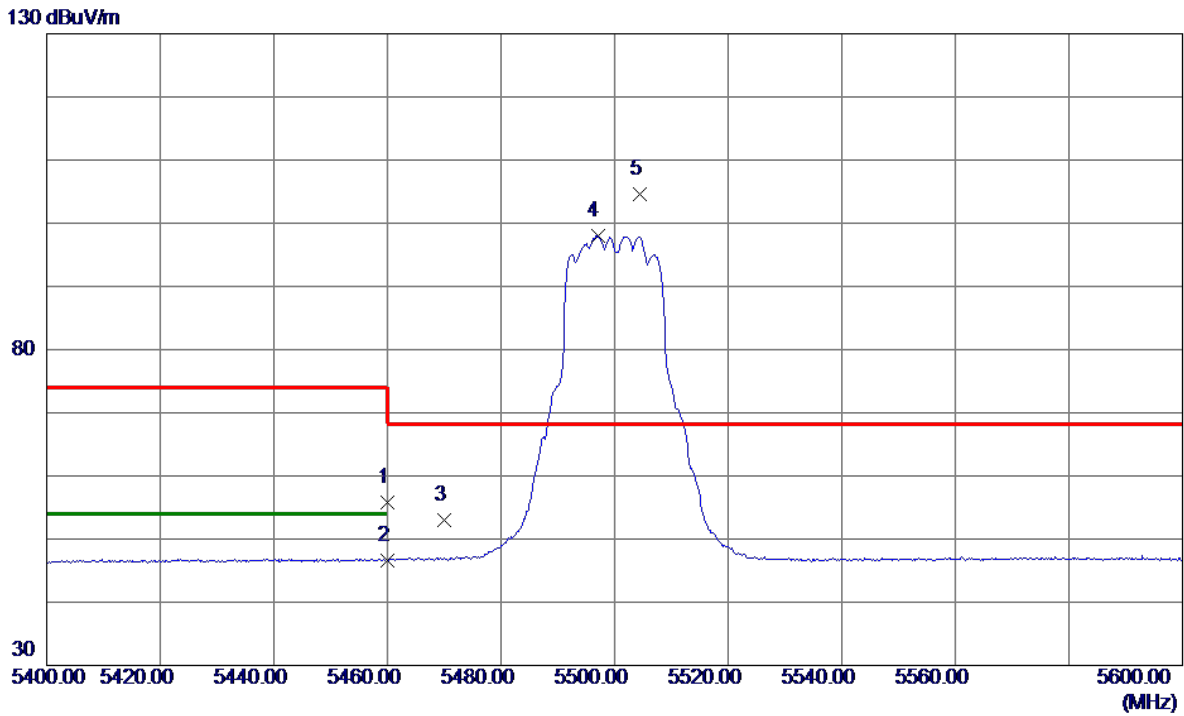


No.	Freq. MHz	Reading Level dBuV/m	Correct Factor dB	Measure ment dBuV/m	Limit dBuV/m	Margin dB	Detector	Comment
1	10501.6700	37.08	12.38	49.46	68.20	-18.74	Peak	
2 *	10502.9700	26.73	12.38	39.11	54.00	-14.89	AVG	

**REMARKS:**

- (1) Measurement Value = Reading Level + Correct Factor.
- (2) Margin Level = Measurement Value - Limit Value.

Test Mode	UNII-2C_TX A Mode 5500 MHz	Polarization	Vertical
-----------	----------------------------	--------------	----------



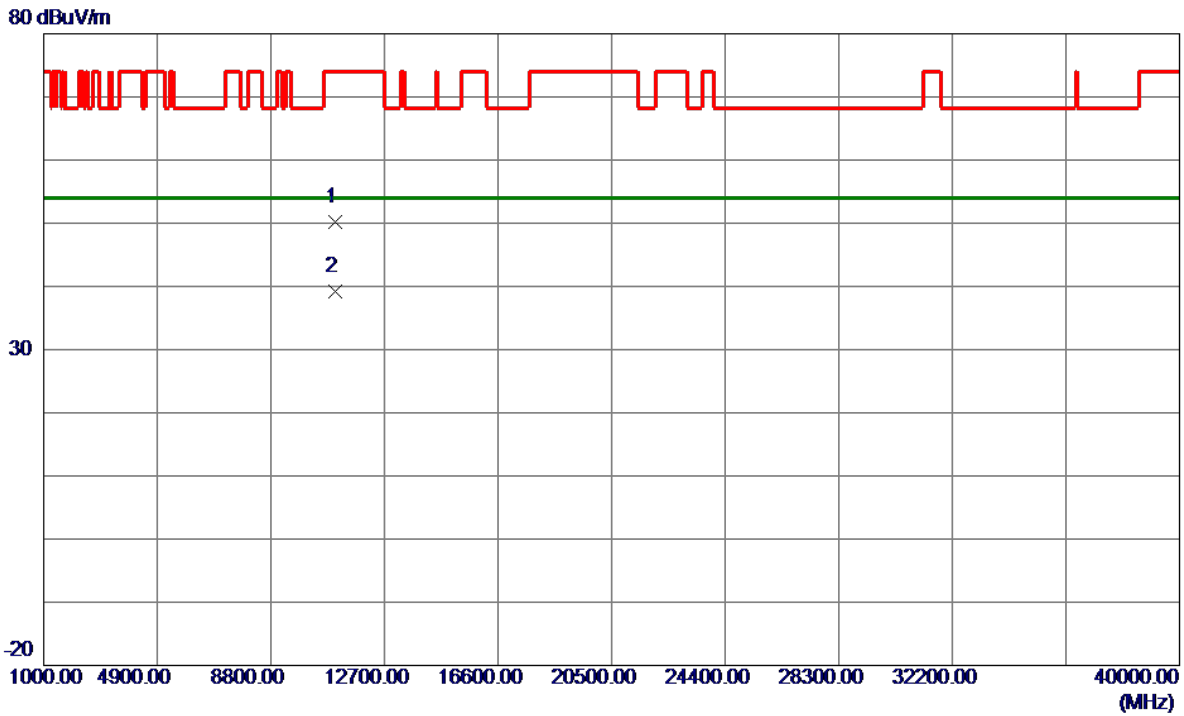
No.	Freq. MHz	Reading Level dBuV/m	Correct Factor dB	Measure ment dBuV/m	Limit dBuV/m	Margin dB	Detector	Comment
1	5460.0000	39.10	16.62	55.72	74.00	-18.28	Peak	
2	5460.0000	30.00	16.62	46.62	54.00	-7.38	AVG	
3	5470.0000	36.40	16.63	53.03	68.20	-15.17	Peak	
4	5497.0000	81.41	16.66	98.07	999.00	-900.93	AVG	No Limit
5 *	5504.4000	88.01	16.67	104.68	68.20	36.48	Peak	No Limit

**REMARKS:**

- (1) Measurement Value = Reading Level + Correct Factor.
- (2) Margin Level = Measurement Value - Limit Value.



Test Mode	UNII-2C_TX A Mode 5500 MHz	Polarization	Vertical
-----------	----------------------------	--------------	----------

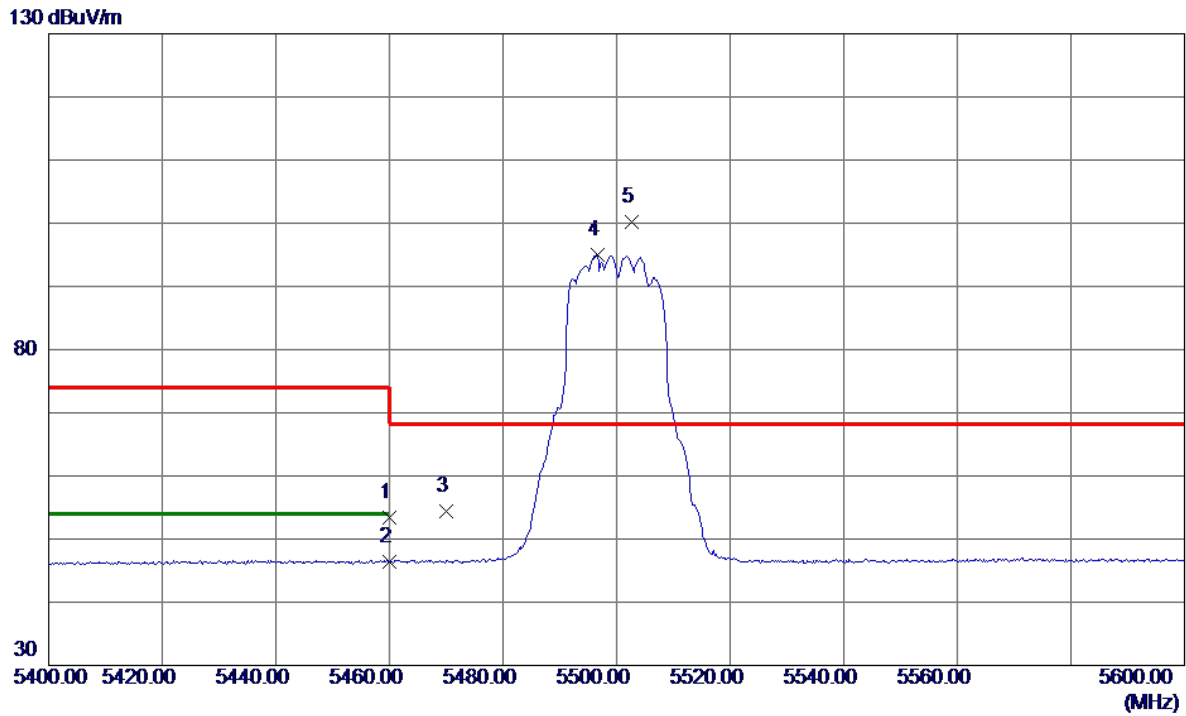


No.	Freq. MHz	Reading Level dBuV/m	Correct Factor dB	Measure ment dBuV/m	Limit dBuV/m	Margin dB	Detector	Comment
1	10995.1700	37.48	12.78	50.26	74.00	-23.74	Peak	
2 *	11000.5900	26.50	12.78	39.28	54.00	-14.72	AVG	

**REMARKS:**

- (1) Measurement Value = Reading Level + Correct Factor.
- (2) Margin Level = Measurement Value - Limit Value.

Test Mode	UNII-2C_TX A Mode 5500 MHz	Polarization	Horizontal
-----------	----------------------------	--------------	------------

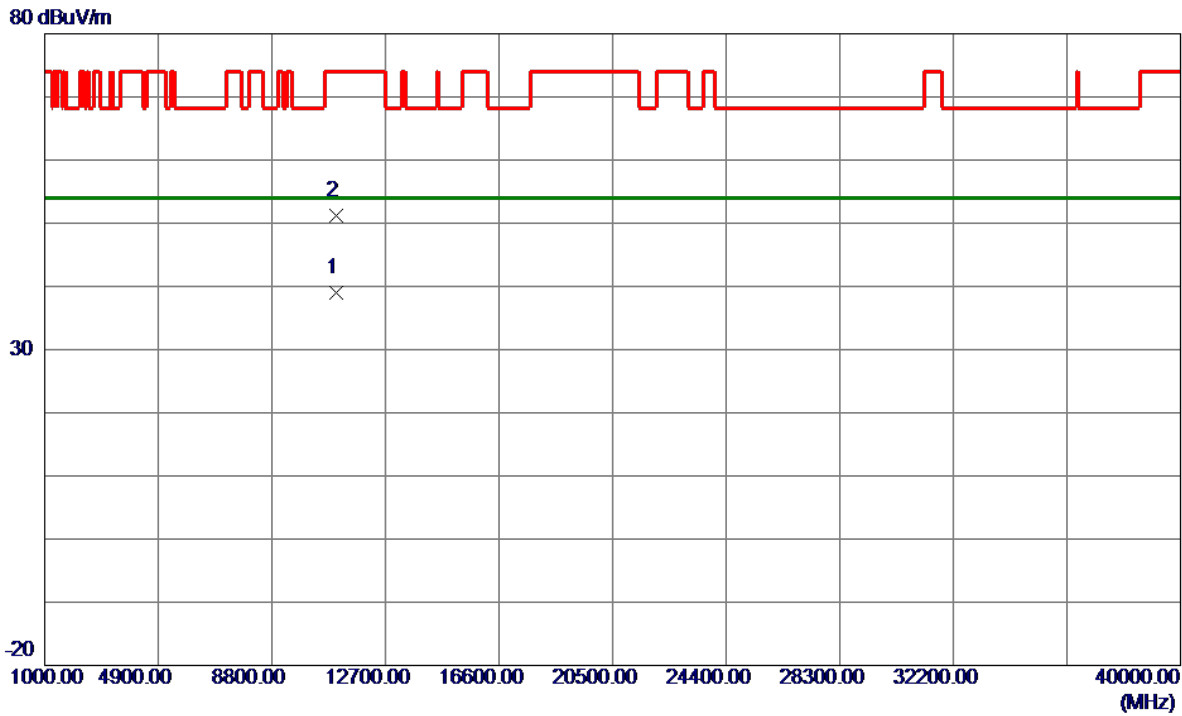


No.	Freq. MHz	Reading Level dBuV/m	Correct Factor dB	Measure ment dBuV/m	Limit dBuV/m	Margin dB	Detector	Comment
1	5460.0000	36.75	16.62	53.37	74.00	-20.63	Peak	
2	5460.0000	29.80	16.62	46.42	54.00	-7.58	AVG	
3	5470.0000	37.73	16.63	54.36	68.20	-13.84	Peak	
4	5496.6000	78.35	16.66	95.01	999.00	-903.99	AVG	No Limit
5 *	5502.6000	83.52	16.67	100.19	68.20	31.99	Peak	No Limit

**REMARKS:**

- (1) Measurement Value = Reading Level + Correct Factor.
- (2) Margin Level = Measurement Value - Limit Value.

Test Mode	UNII-2C_TX A Mode 5500 MHz	Polarization	Horizontal
-----------	----------------------------	--------------	------------

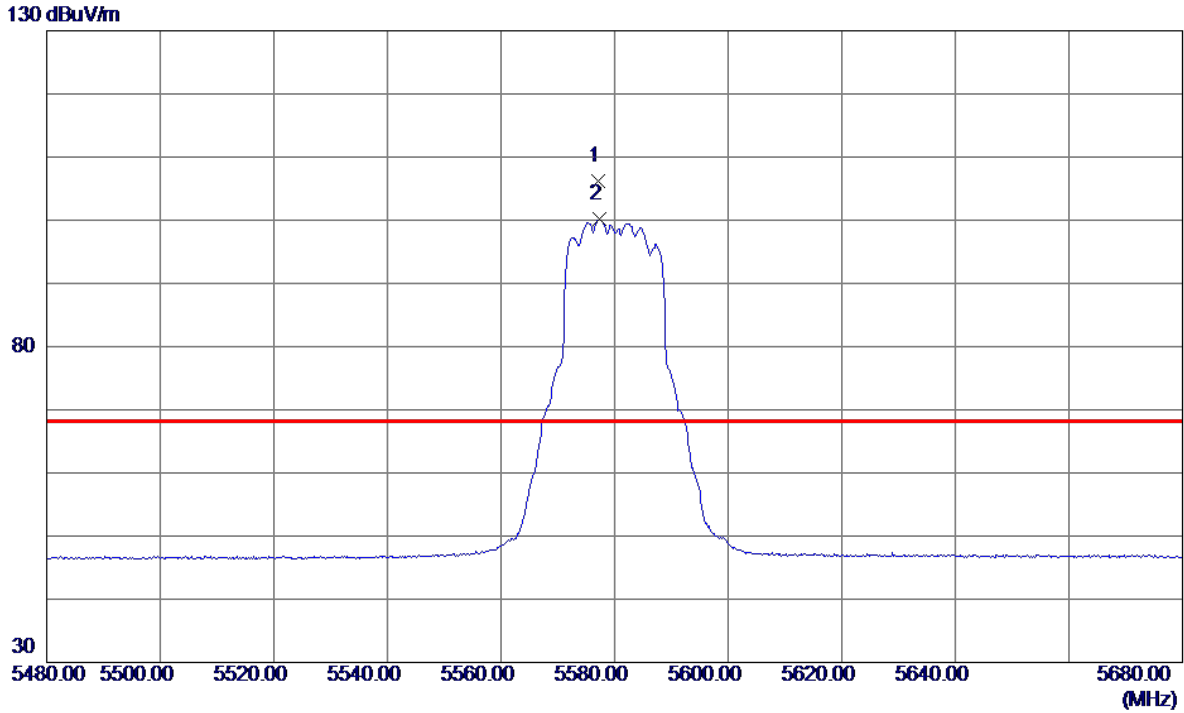


No.	Freq. MHz	Reading Level dBuV/m	Correct Factor dB	Measure ment dBuV/m	Limit dBuV/m	Margin dB	Detector	Comment
1 *	10999.3200	26.30	12.78	39.08	54.00	-14.92	AVG	
2	11000.9800	38.37	12.78	51.15	74.00	-22.85	Peak	

**REMARKS:**

- (1) Measurement Value = Reading Level + Correct Factor.
- (2) Margin Level = Measurement Value - Limit Value.

Test Mode	UNII-2C_TX A Mode 5580 MHz	Polarization	Vertical
-----------	----------------------------	--------------	----------

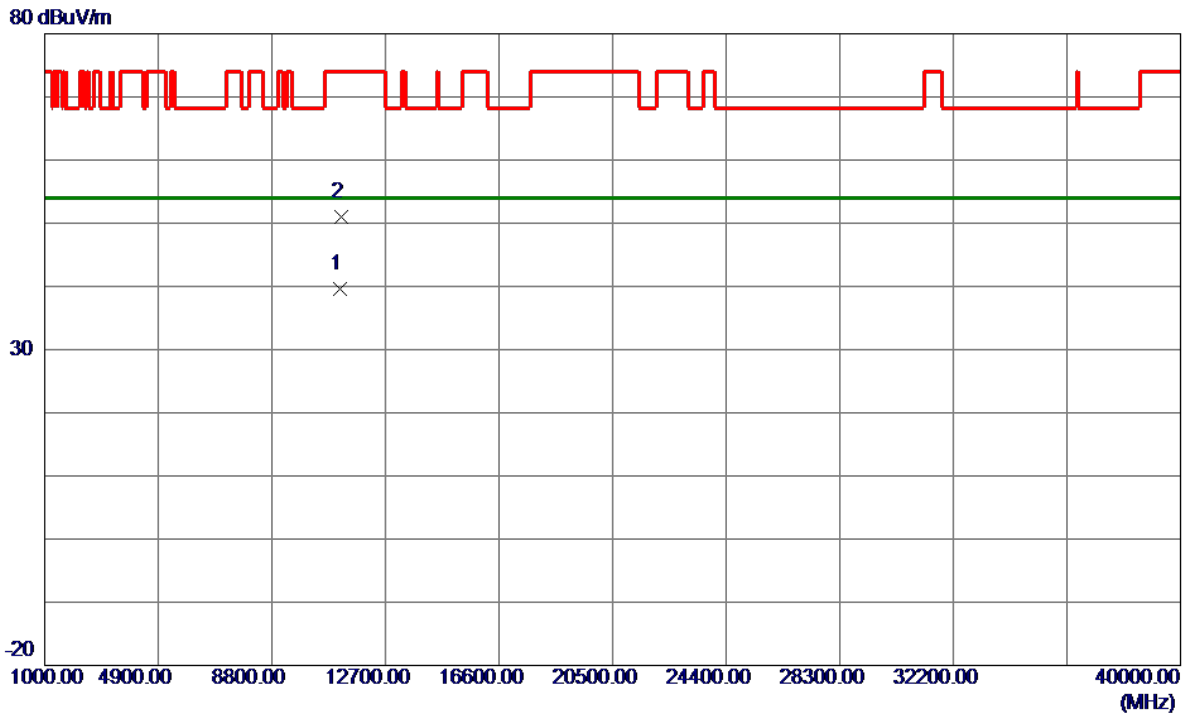


No.	Freq. MHz	Reading Level dBuV/m	Correct Factor dB	Measure ment dBuV/m	Limit dBuV/m	Margin dB	Detector	Comment
1 *	5577.2000	89.41	16.71	106.12	68.20	37.92	Peak	No Limit
2	5577.4000	83.41	16.71	100.12	999.00	-898.88	AVG	No Limit

REMARKS:

- (1) Measurement Value = Reading Level + Correct Factor.
- (2) Margin Level = Measurement Value - Limit Value.

Test Mode	UNII-2C_TX A Mode 5580 MHz	Polarization	Vertical
-----------	----------------------------	--------------	----------

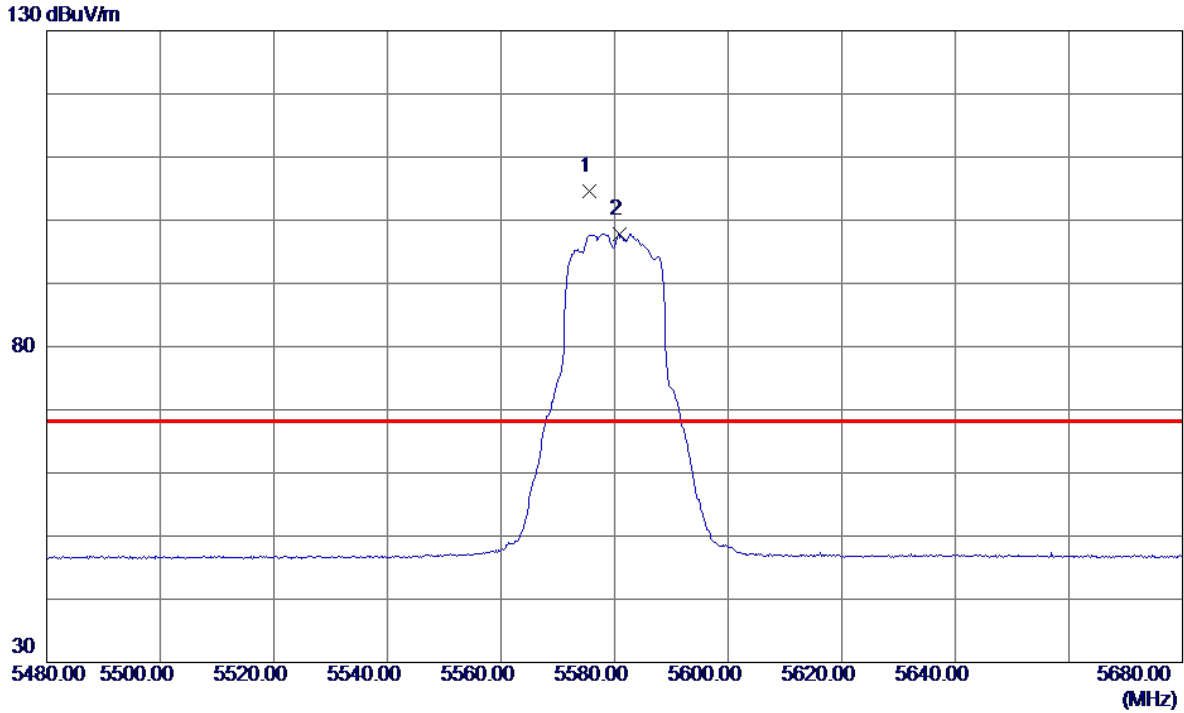


No.	Freq. MHz	Reading Level dBuV/m	Correct Factor dB	Measure ment dBuV/m	Limit dBuV/m	Margin dB	Detector	Comment
1 *	11161.5500	26.68	12.90	39.58	54.00	-14.42	AVG	
2	11164.2200	38.10	12.90	51.00	74.00	-23.00	Peak	

REMARKS:

- (1) Measurement Value = Reading Level + Correct Factor.
- (2) Margin Level = Measurement Value - Limit Value.

Test Mode	UNII-2C_TX A Mode 5580 MHz	Polarization	Horizontal
-----------	----------------------------	--------------	------------

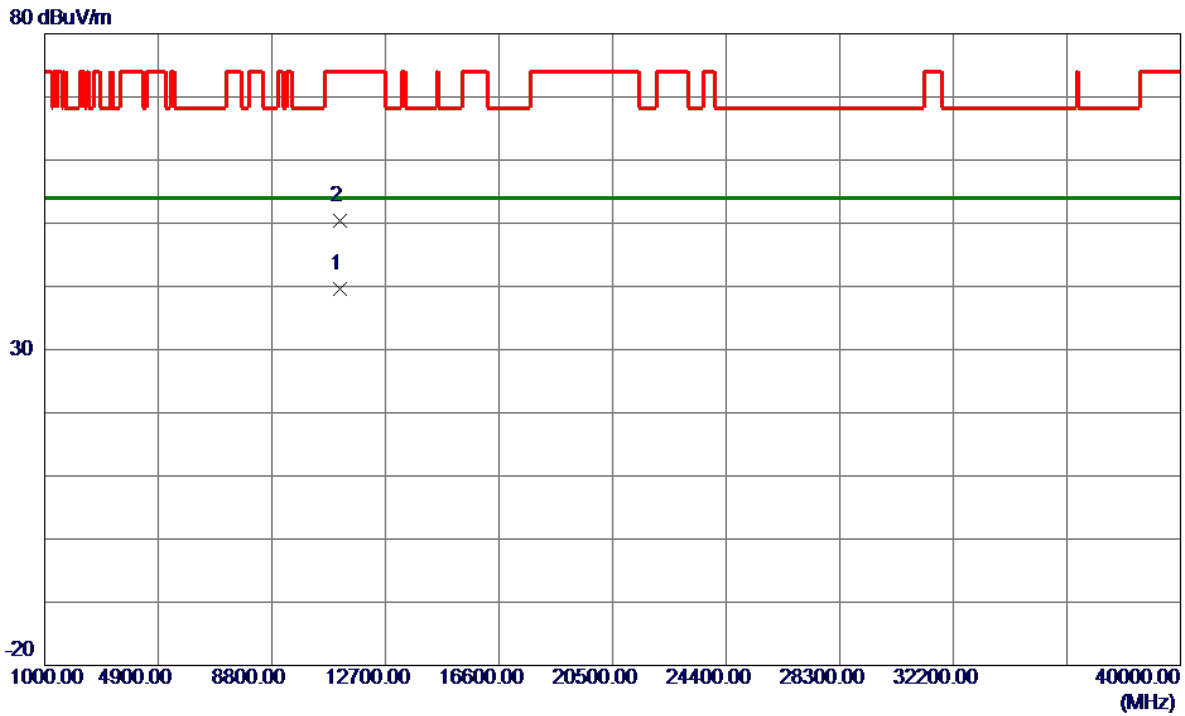


No.	Freq. MHz	Reading Level dBuV/m	Correct Factor dB	Measure ment dBuV/m	Limit dBuV/m	Margin dB	Detector	Comment
1 *	5575.6000	87.82	16.71	104.53	68.20	36.33	Peak	No Limit
2	5580.8000	81.14	16.71	97.85	999.00	-901.15	AVG	No Limit

**REMARKS:**

- (1) Measurement Value = Reading Level + Correct Factor.
- (2) Margin Level = Measurement Value - Limit Value.

Test Mode	UNII-2C_TX A Mode 5580 MHz	Polarization	Horizontal
-----------	----------------------------	--------------	------------

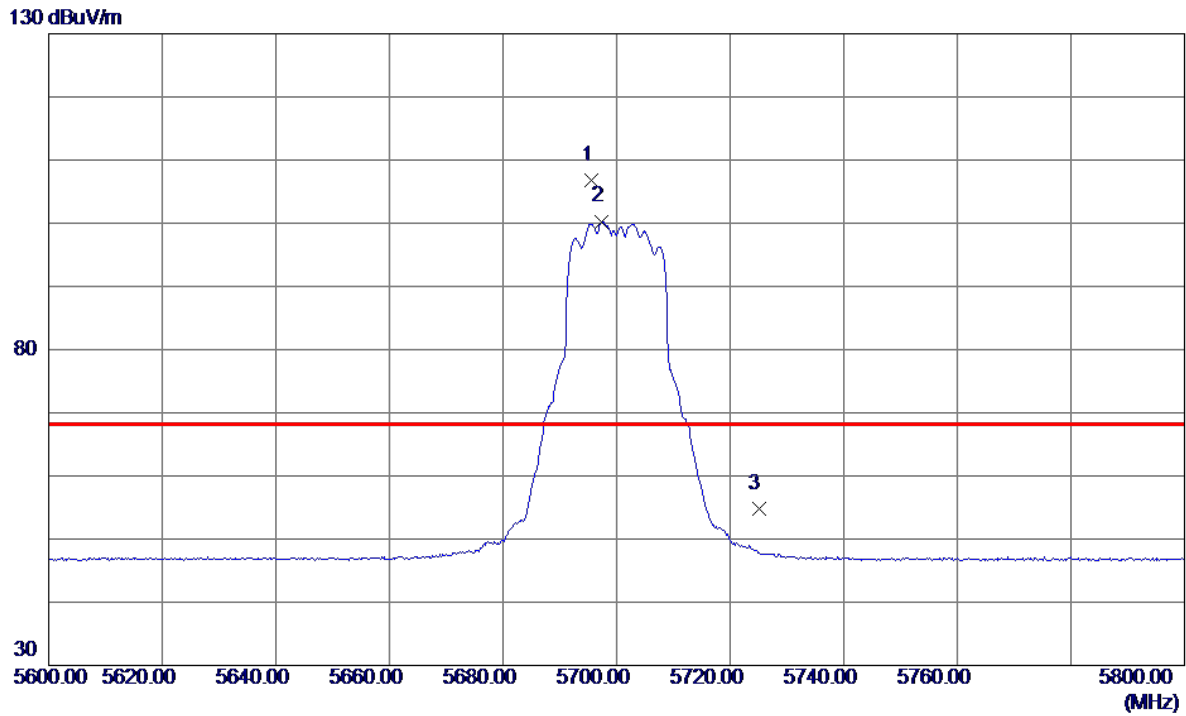


No.	Freq. MHz	Reading Level dBuV/m	Correct Factor dB	Measure ment dBuV/m	Limit dBuV/m	Margin dB	Detector	Comment
1 *	11156.6500	26.68	12.90	39.58	54.00	-14.42	AVG	
2	11156.9400	37.44	12.90	50.34	74.00	-23.66	Peak	

REMARKS:

- (1) Measurement Value = Reading Level + Correct Factor.
- (2) Margin Level = Measurement Value - Limit Value.

Test Mode	UNII-2C_TX A Mode 5700 MHz	Polarization	Vertical
-----------	----------------------------	--------------	----------



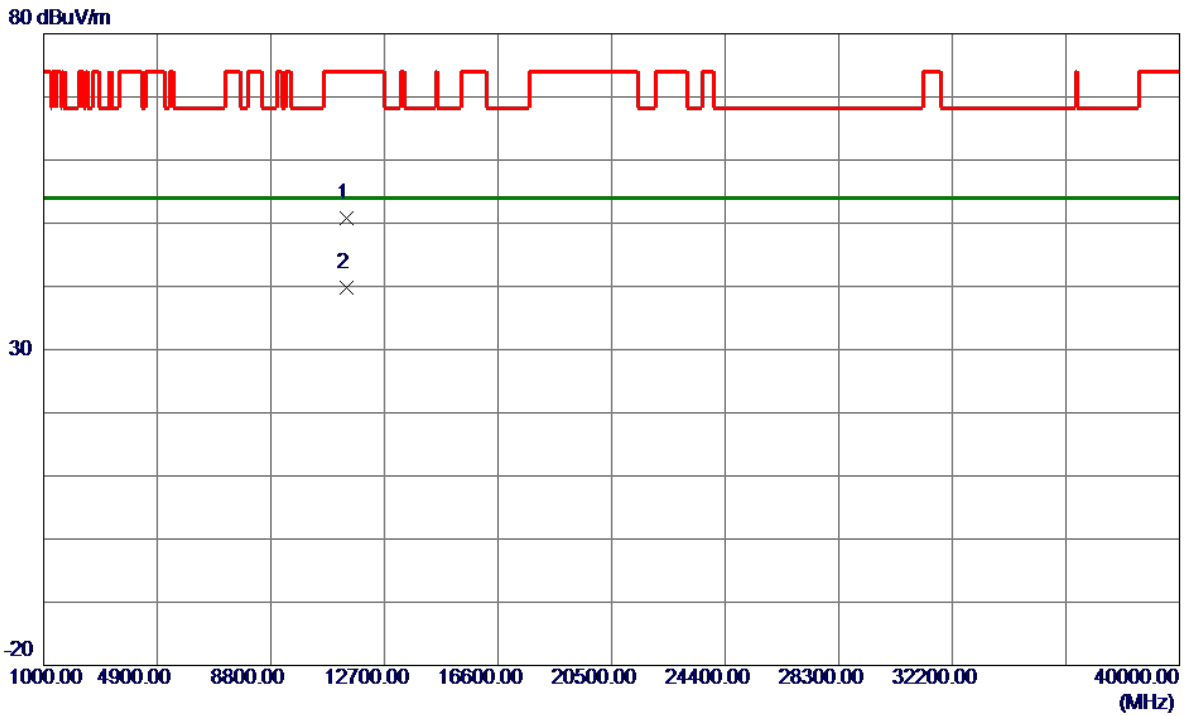
No.	Freq. MHz	Reading Level dBuV/m	Correct Factor dB	Measure ment dBuV/m	Limit dBuV/m	Margin dB	Detector	Comment
1 *	5695.6000	90.03	16.78	106.81	68.20	38.61	Peak	No Limit
2	5697.4000	83.52	16.78	100.30	999.00	-898.70	AVG	No Limit
3	5725.0000	38.03	16.80	54.83	68.20	-13.37	Peak	

**REMARKS:**

- (1) Measurement Value = Reading Level + Correct Factor.
- (2) Margin Level = Measurement Value - Limit Value.



Test Mode	UNII-2C_TX A Mode 5700 MHz	Polarization	Vertical
-----------	----------------------------	--------------	----------

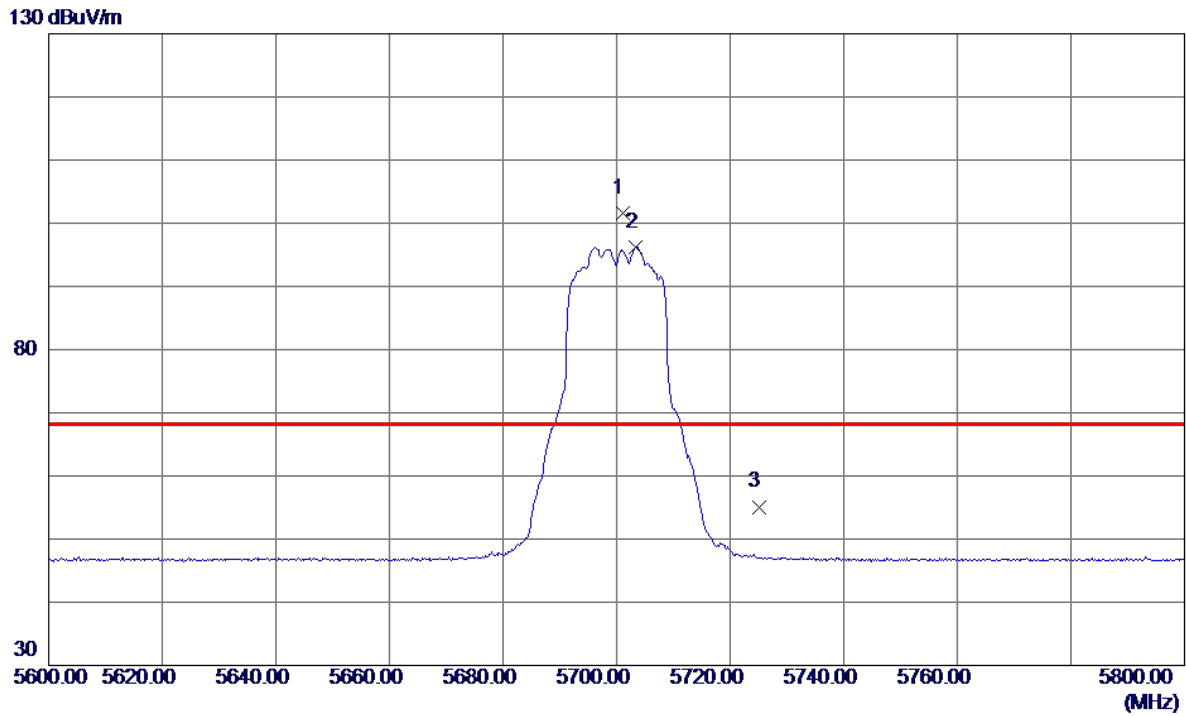


No.	Freq. MHz	Reading Level dBuV/m	Correct Factor dB	Measure ment dBuV/m	Limit dBuV/m	Margin dB	Detector	Comment
1	11395.3600	37.64	13.08	50.72	74.00	-23.28	Peak	
2 *	11402.8600	26.77	13.08	39.85	54.00	-14.15	AVG	

REMARKS:

- (1) Measurement Value = Reading Level + Correct Factor.
- (2) Margin Level = Measurement Value - Limit Value.

Test Mode	UNII-2C_TX A Mode 5700 MHz	Polarization	Horizontal
-----------	----------------------------	--------------	------------

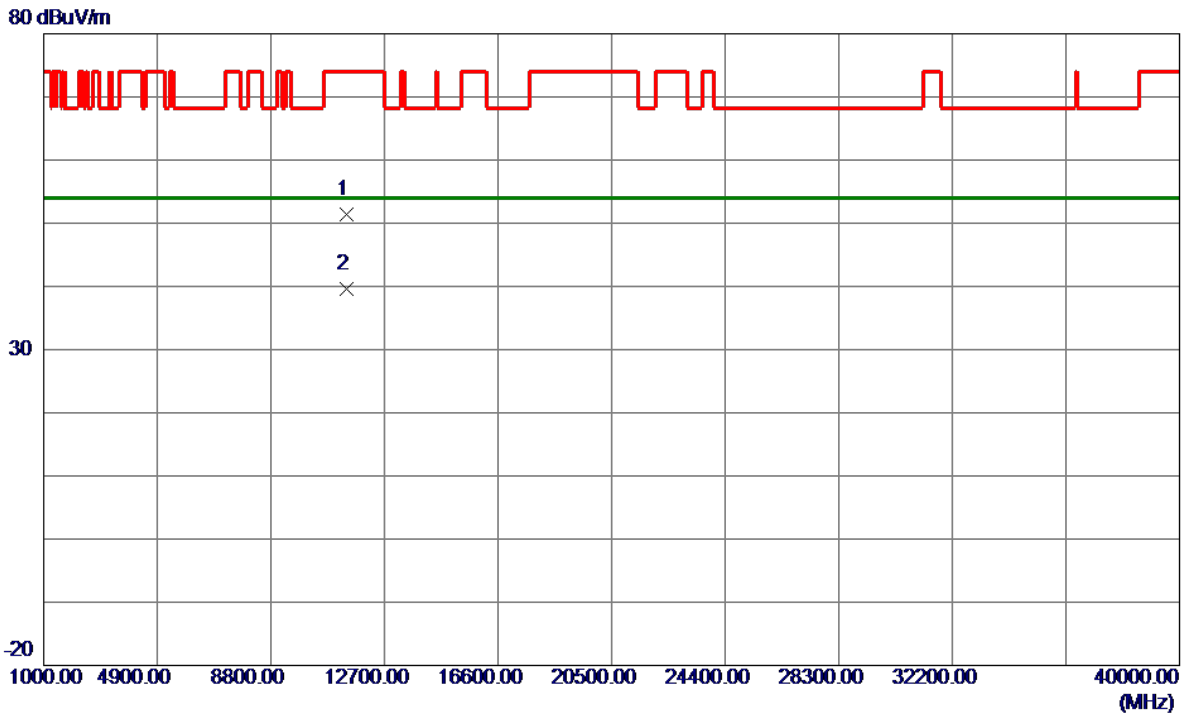


No.	Freq. MHz	Reading Level dBuV/m	Correct Factor dB	Measure ment dBuV/m	Limit dBuV/m	Margin dB	Detector	Comment
1 *	5701.0000	84.86	16.78	101.64	68.20	33.44	Peak	No Limit
2	5703.4000	79.44	16.78	96.22	999.00	-902.78	AVG	No Limit
3	5725.0000	38.30	16.80	55.10	68.20	-13.10	Peak	

REMARKS:

- (1) Measurement Value = Reading Level + Correct Factor.
- (2) Margin Level = Measurement Value - Limit Value.

Test Mode	UNII-2C_TX A Mode 5700 MHz	Polarization	Horizontal
-----------	----------------------------	--------------	------------

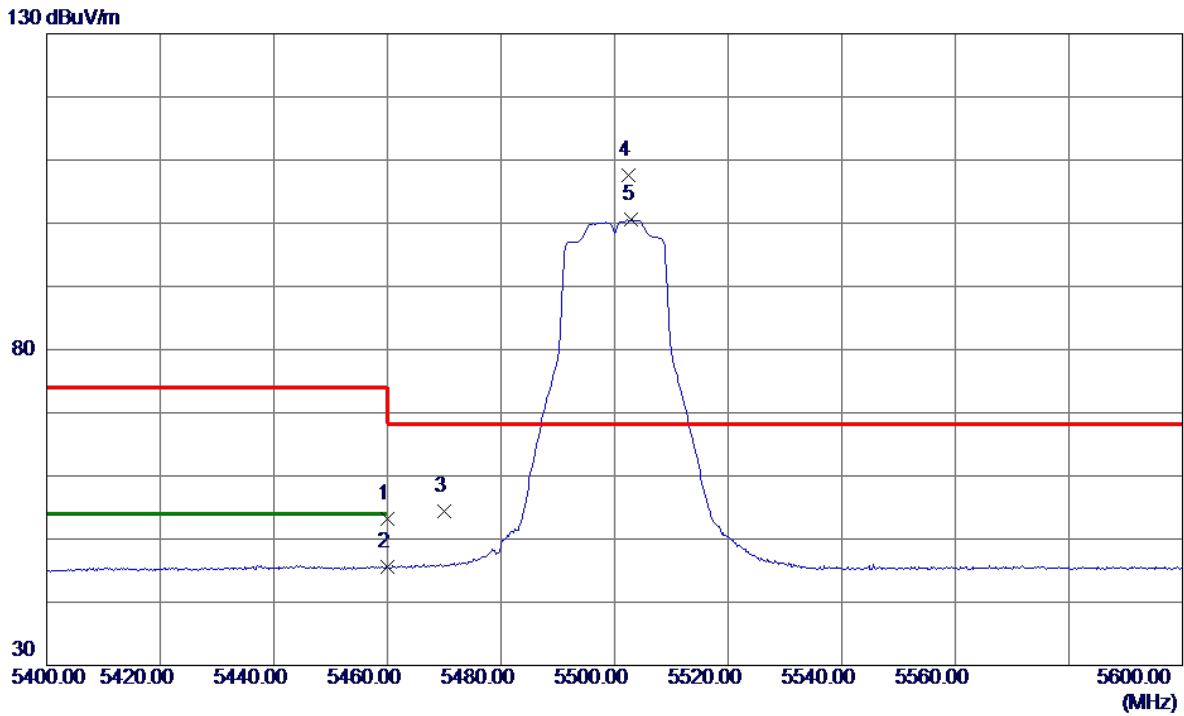


No.	Freq. MHz	Reading Level dBuV/m	Correct Factor dB	Measure ment dBuV/m	Limit dBuV/m	Margin dB	Detector	Comment
1	11400.1300	38.24	13.08	51.32	74.00	-22.68	Peak	
2 *	11404.9400	26.53	13.08	39.61	54.00	-14.39	AVG	

**REMARKS:**

- (1) Measurement Value = Reading Level + Correct Factor.
- (2) Margin Level = Measurement Value - Limit Value.

Test Mode	UNII-2C_TX AC(VHT20) Mode 5500 MHz	Polarization	Vertical
-----------	------------------------------------	--------------	----------

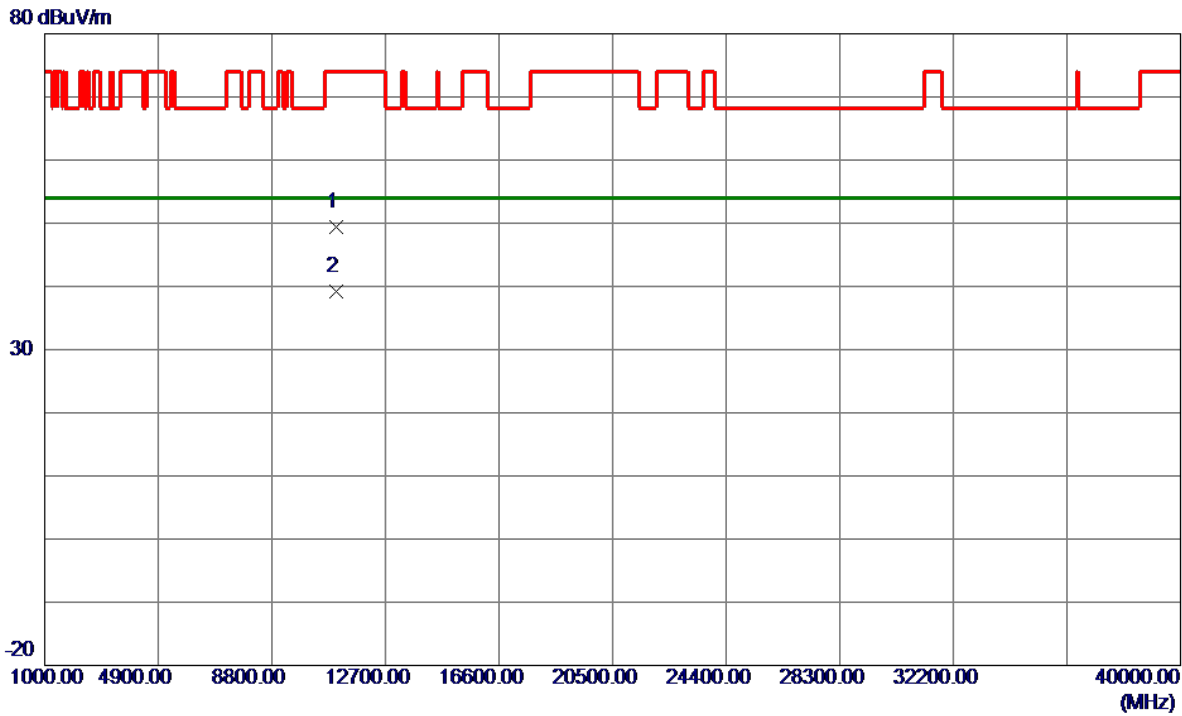


No.	Freq. MHz	Reading Level dBuV/m	Correct Factor dB	Measure ment dBuV/m	Limit dBuV/m	Margin dB	Detector	Comment
1	5460.0000	36.53	16.62	53.15	74.00	-20.85	Peak	
2	5460.0000	28.97	16.62	45.59	54.00	-8.41	AVG	
3	5470.0000	37.80	16.63	54.43	68.20	-13.77	Peak	
4 *	5502.4000	90.88	16.67	107.55	68.20	39.35	Peak	No Limit
5	5503.0000	83.88	16.67	100.55	999.00	-898.45	AVG	No Limit

**REMARKS:**

- (1) Measurement Value = Reading Level + Correct Factor.
- (2) Margin Level = Measurement Value - Limit Value.

Test Mode	UNII-2C_TX AC(VHT20) Mode 5500 MHz	Polarization	Vertical
-----------	------------------------------------	--------------	----------

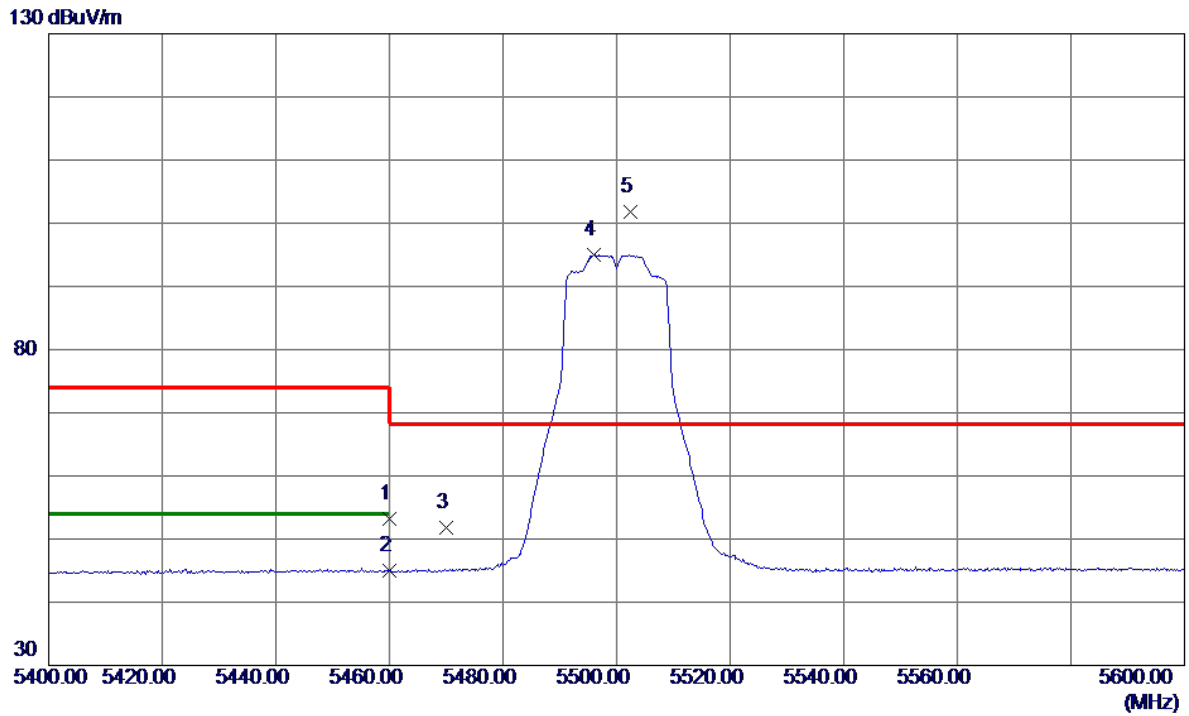


No.	Freq. MHz	Reading Level dBuV/m	Correct Factor dB	Measure ment dBuV/m	Limit dBuV/m	Margin dB	Detector	Comment
1	10999.7400	36.66	12.78	49.44	74.00	-24.56	Peak	
2 *	11003.7699	26.41	12.78	39.19	54.00	-14.81	AVG	

**REMARKS:**

- (1) Measurement Value = Reading Level + Correct Factor.
- (2) Margin Level = Measurement Value - Limit Value.

Test Mode	UNII-2C_TX AC(VHT20) Mode 5500 MHz	Polarization	Horizontal
-----------	------------------------------------	--------------	------------

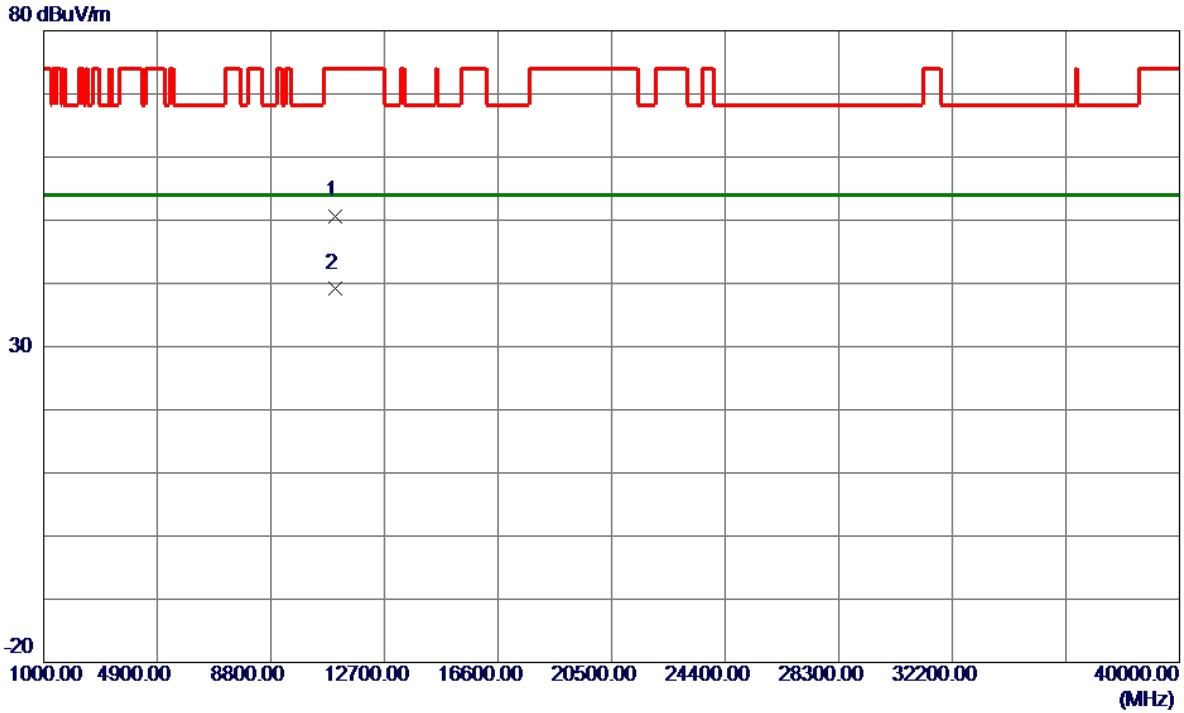


No.	Freq. MHz	Reading Level dBuV/m	Correct Factor dB	Measure ment dBuV/m	Limit dBuV/m	Margin dB	Detector	Comment
1	5460.0000	36.59	16.62	53.21	74.00	-20.79	Peak	
2	5460.0000	28.36	16.62	44.98	54.00	-9.02	AVG	
3	5470.0000	35.18	16.63	51.81	68.20	-16.39	Peak	
4	5496.0000	78.44	16.66	95.10	999.00	-903.90	AVG	No Limit
5 *	5502.4000	85.16	16.67	101.83	68.20	33.63	Peak	No Limit

**REMARKS:**

- (1) Measurement Value = Reading Level + Correct Factor.
- (2) Margin Level = Measurement Value - Limit Value.

Test Mode	UNII-2C_TX AC(VHT20) Mode 5500 MHz	Polarization	Horizontal
-----------	------------------------------------	--------------	------------

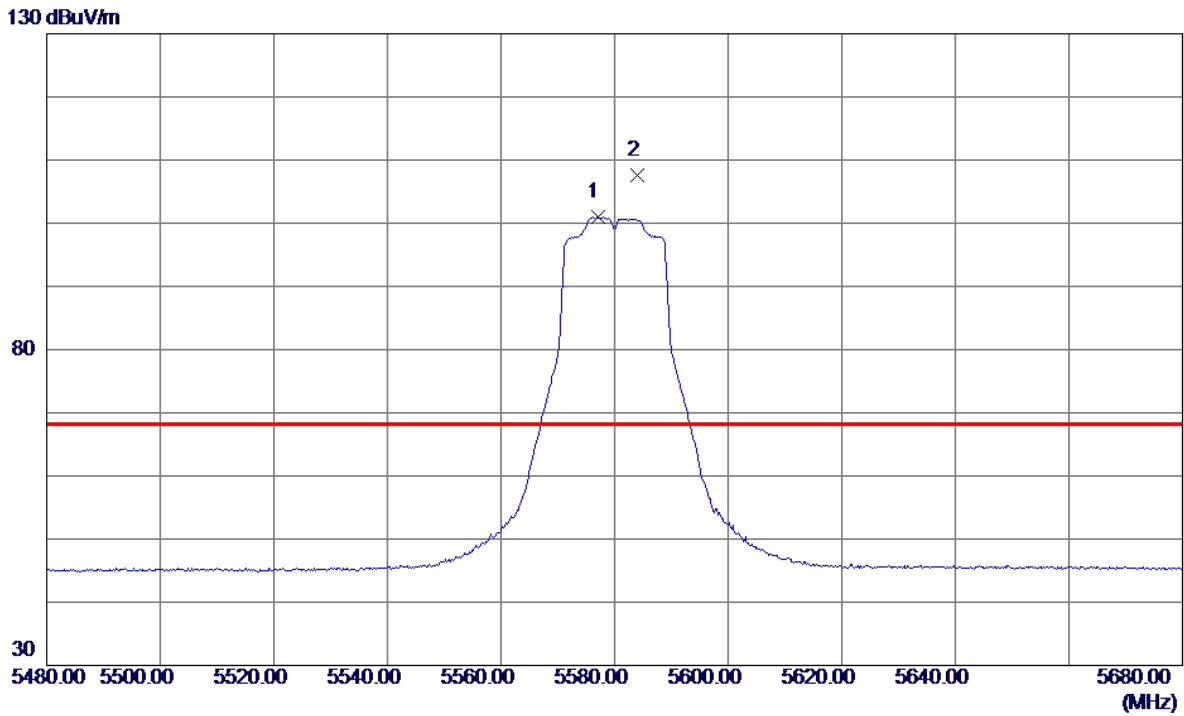


No.	Freq. MHz	Reading Level dBuV/m	Correct Factor dB	Measure ment dBuV/m	Limit dBuV/m	Margin dB	Detector	Comment
1	11000.0000	37.92	12.78	50.70	74.00	-23.30	Peak	
2 *	11000.0000	26.48	12.78	39.26	54.00	-14.74	AVG	

**REMARKS:**

- (1) Measurement Value = Reading Level + Correct Factor.
- (2) Margin Level = Measurement Value - Limit Value.

Test Mode	UNII-2C_TX AC(VHT20) Mode 5580 MHz	Polarization	Vertical
-----------	------------------------------------	--------------	----------



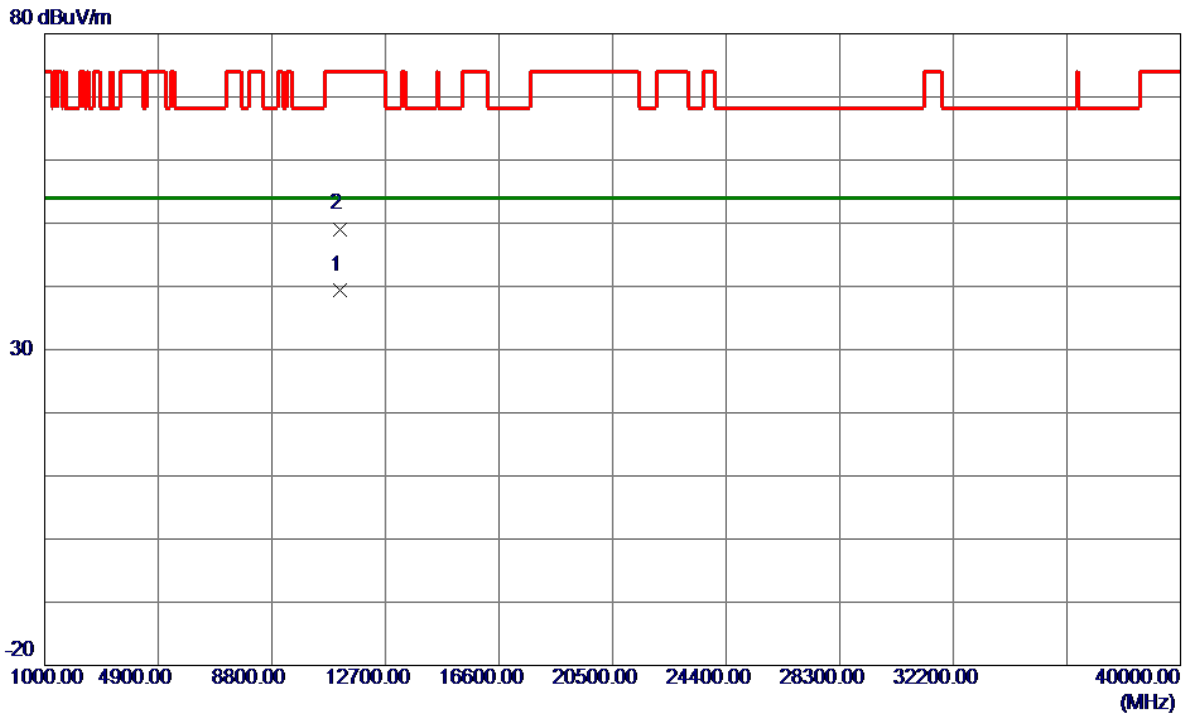
No.	Freq. MHz	Reading Level dBuV/m	Correct Factor dB	Measure ment dBuV/m	Limit dBuV/m	Margin dB	Detector	Comment
1	5577.0000	84.28	16.71	100.99	999.00	-898.01	AVG	No Limit
2 *	5584.0000	90.95	16.71	107.66	68.20	39.46	Peak	No Limit

**REMARKS:**

- (1) Measurement Value = Reading Level + Correct Factor.
- (2) Margin Level = Measurement Value - Limit Value.



Test Mode	UNII-2C_TX AC(VHT20) Mode 5580 MHz	Polarization	Vertical
-----------	------------------------------------	--------------	----------

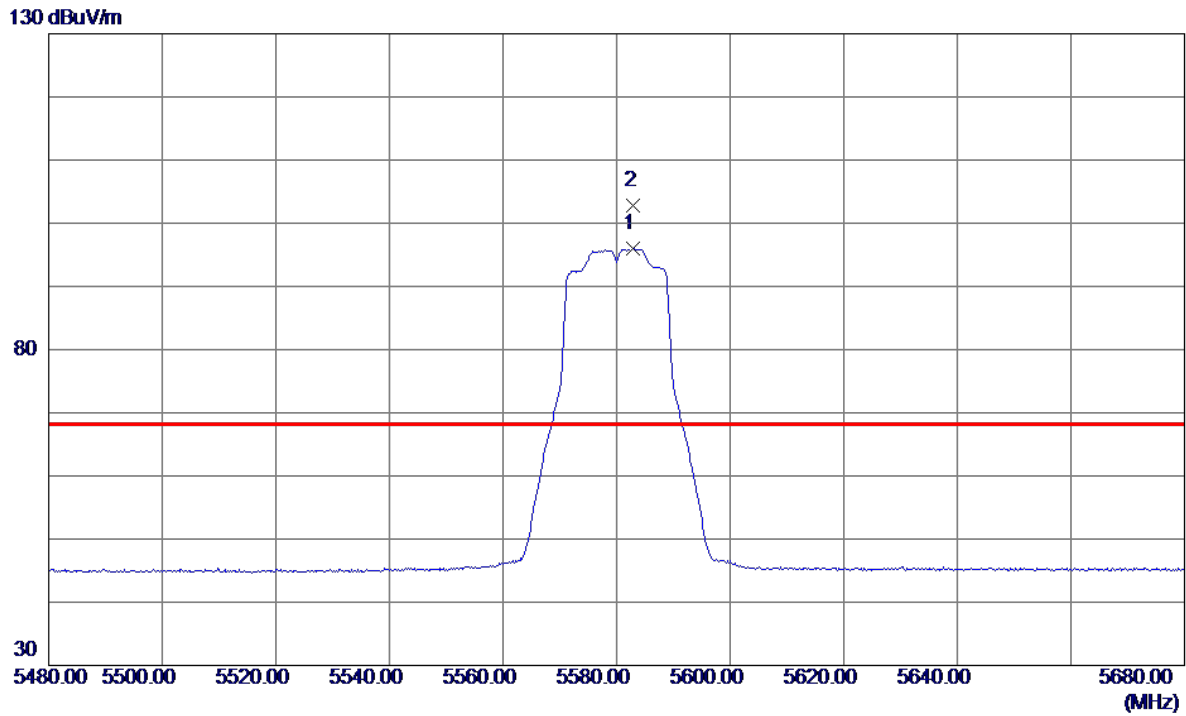


No.	Freq. MHz	Reading Level dBuV/m	Correct Factor dB	Measure ment dBuV/m	Limit dBuV/m	Margin dB	Detector	Comment
1 *	11155.9800	26.58	12.90	39.48	54.00	-14.52	AVG	
2	11159.4300	36.20	12.90	49.10	74.00	-24.90	Peak	

**REMARKS:**

- (1) Measurement Value = Reading Level + Correct Factor.
- (2) Margin Level = Measurement Value - Limit Value.

Test Mode	UNII-2C_TX AC(VHT20) Mode 5580 MHz	Polarization	Horizontal
-----------	------------------------------------	--------------	------------

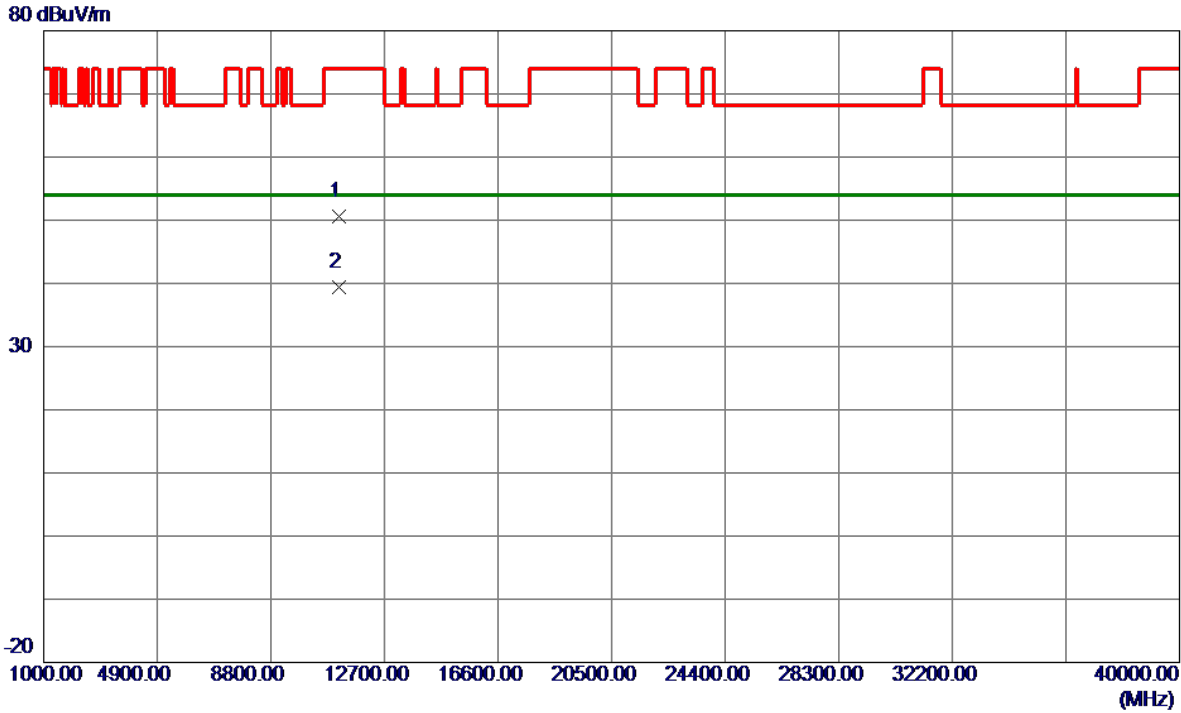


No.	Freq. MHz	Reading Level dBuV/m	Correct Factor dB	Measure ment dBuV/m	Limit dBuV/m	Margin dB	Detector	Comment
1	5582.8000	79.28	16.71	95.99	999.00	-903.01	AVG	No Limit
2 *	5583.0000	86.15	16.71	102.86	68.20	34.66	Peak	No Limit

REMARKS:

- (1) Measurement Value = Reading Level + Correct Factor.
- (2) Margin Level = Measurement Value - Limit Value.

Test Mode	UNII-2C_TX AC(VHT20) Mode 5580 MHz	Polarization	Horizontal
-----------	------------------------------------	--------------	------------

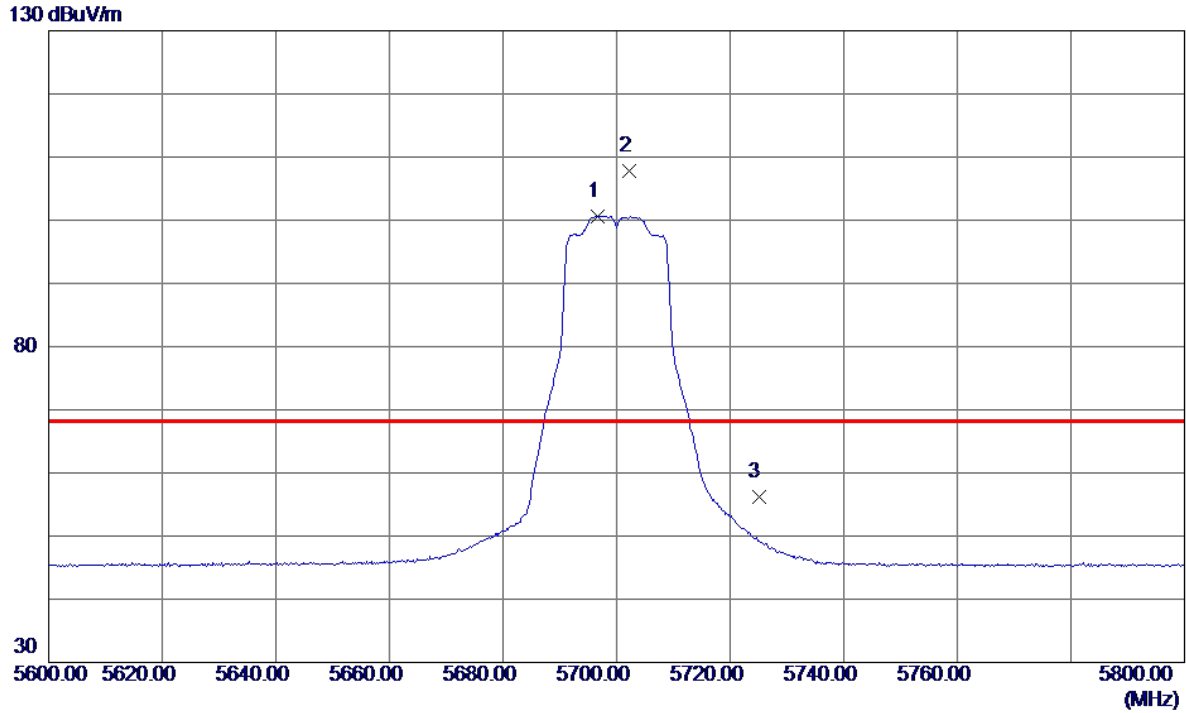


No.	Freq. MHz	Reading Level dBuV/m	Correct Factor dB	Measure ment dBuV/m	Limit dBuV/m	Margin dB	Detector	Comment
1	11160.0000	37.63	12.90	50.53	74.00	-23.47	Peak	
2 *	11160.0000	26.58	12.90	39.48	54.00	-14.52	AVG	

**REMARKS:**

- (1) Measurement Value = Reading Level + Correct Factor.
- (2) Margin Level = Measurement Value - Limit Value.

Test Mode	UNII-2C_TX AC(VHT20) Mode 5700 MHz	Polarization	Vertical
-----------	------------------------------------	--------------	----------

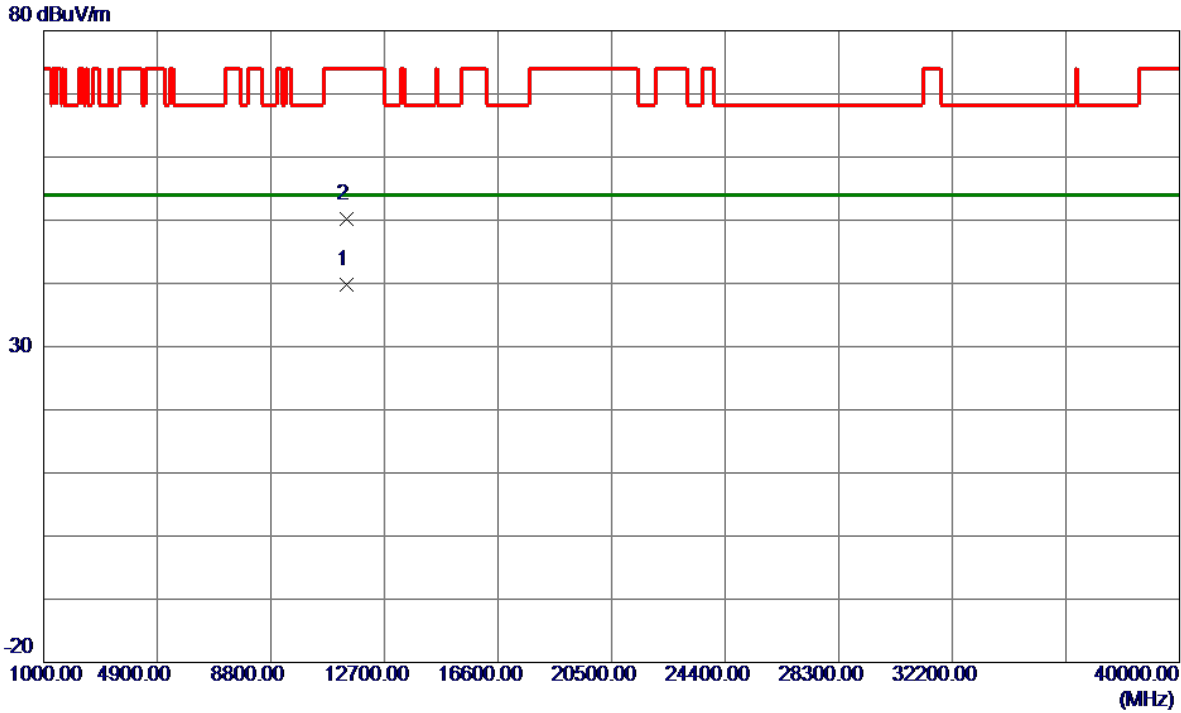


No.	Freq. MHz	Reading Level dBuV/m	Correct Factor dB	Measure ment dBuV/m	Limit dBuV/m	Margin dB	Detector	Comment
1	5696.6000	83.87	16.78	100.65	999.00	-898.35	AVG	No Limit
2 *	5702.2000	90.93	16.78	107.71	68.20	39.51	Peak	No Limit
3	5725.0000	39.31	16.80	56.11	68.20	-12.09	Peak	

**REMARKS:**

- (1) Measurement Value = Reading Level + Correct Factor.
- (2) Margin Level = Measurement Value - Limit Value.

Test Mode	UNII-2C_TX AC(VHT20) Mode 5700 MHz	Polarization	Vertical
-----------	------------------------------------	--------------	----------

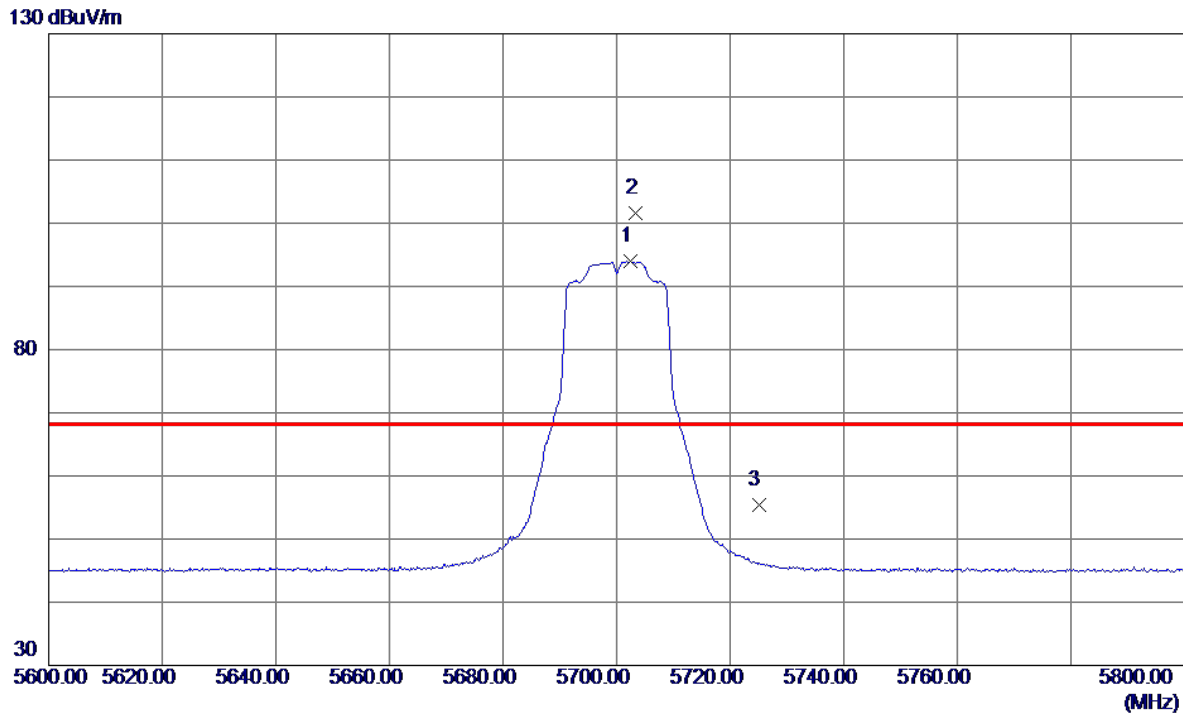


No.	Freq. MHz	Reading Level dBuV/m	Correct Factor dB	Measure ment dBuV/m	Limit dBuV/m	Margin dB	Detector	Comment
1 *	11403.7000	26.80	13.08	39.88	54.00	-14.12	AVG	
2	11403.9100	37.18	13.08	50.26	74.00	-23.74	Peak	

REMARKS:

- (1) Measurement Value = Reading Level + Correct Factor.
- (2) Margin Level = Measurement Value - Limit Value.

Test Mode	UNII-2C_TX AC(VHT20) Mode 5700 MHz	Polarization	Horizontal
-----------	------------------------------------	--------------	------------

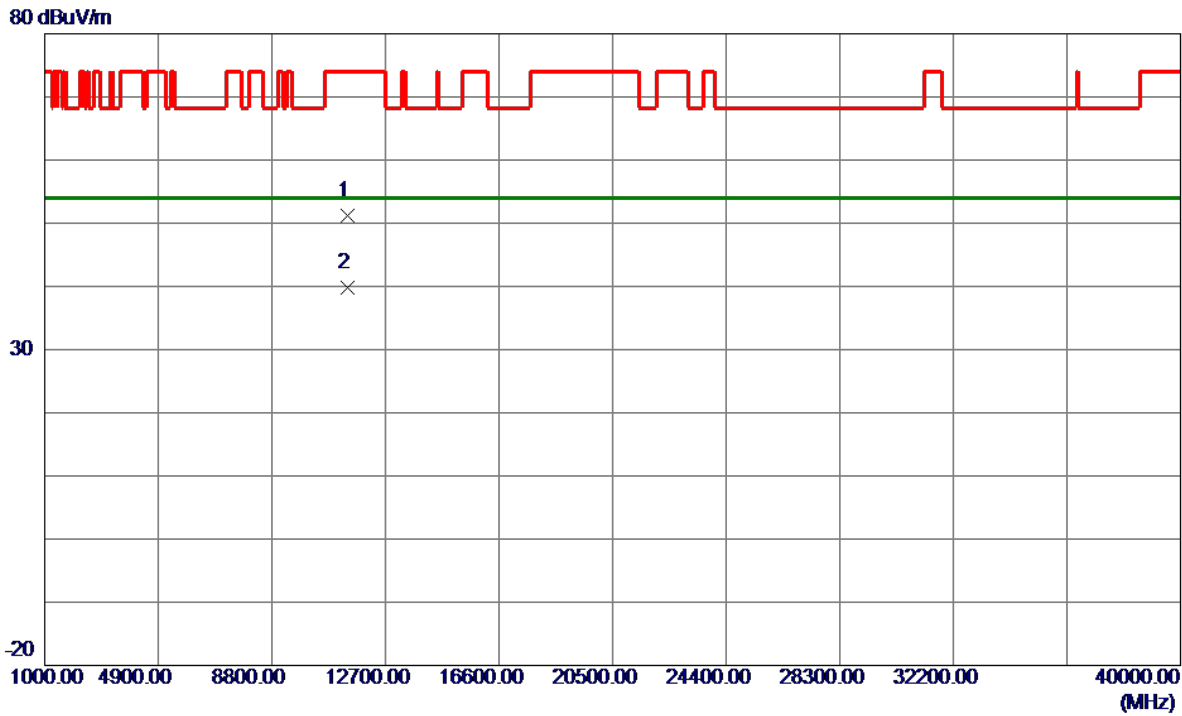


No.	Freq. MHz	Reading Level dBuV/m	Correct Factor dB	Measure ment dBuV/m	Limit dBuV/m	Margin dB	Detector	Comment
1	5702.4000	77.22	16.78	94.00	999.00	-905.00	AVG	No Limit
2 *	5703.4000	84.88	16.78	101.66	68.20	33.46	Peak	No Limit
3	5725.0000	38.52	16.80	55.32	68.20	-12.88	Peak	

REMARKS:

- (1) Measurement Value = Reading Level + Correct Factor.
- (2) Margin Level = Measurement Value - Limit Value.

Test Mode	UNII-2C_TX AC(VHT20) Mode 5700 MHz	Polarization	Horizontal
-----------	------------------------------------	--------------	------------

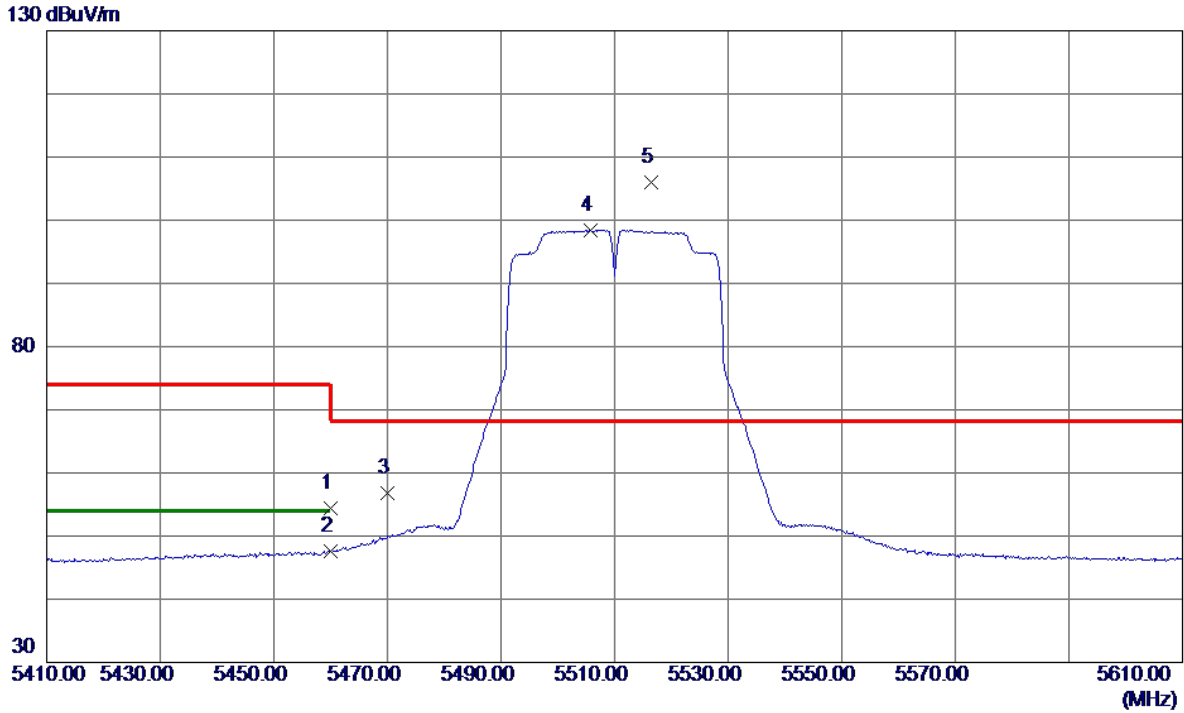


No.	Freq. MHz	Reading Level dBuV/m	Correct Factor dB	Measure ment dBuV/m	Limit dBuV/m	Margin dB	Detector	Comment
1	11400.0000	38.05	13.08	51.13	74.00	-22.87	Peak	
2 *	11400.0000	26.72	13.08	39.80	54.00	-14.20	AVG	

**REMARKS:**

- (1) Measurement Value = Reading Level + Correct Factor.
- (2) Margin Level = Measurement Value - Limit Value.

Test Mode	UNII-2C_TX AC(VHT40) Mode 5510 MHz	Polarization	Vertical
-----------	------------------------------------	--------------	----------



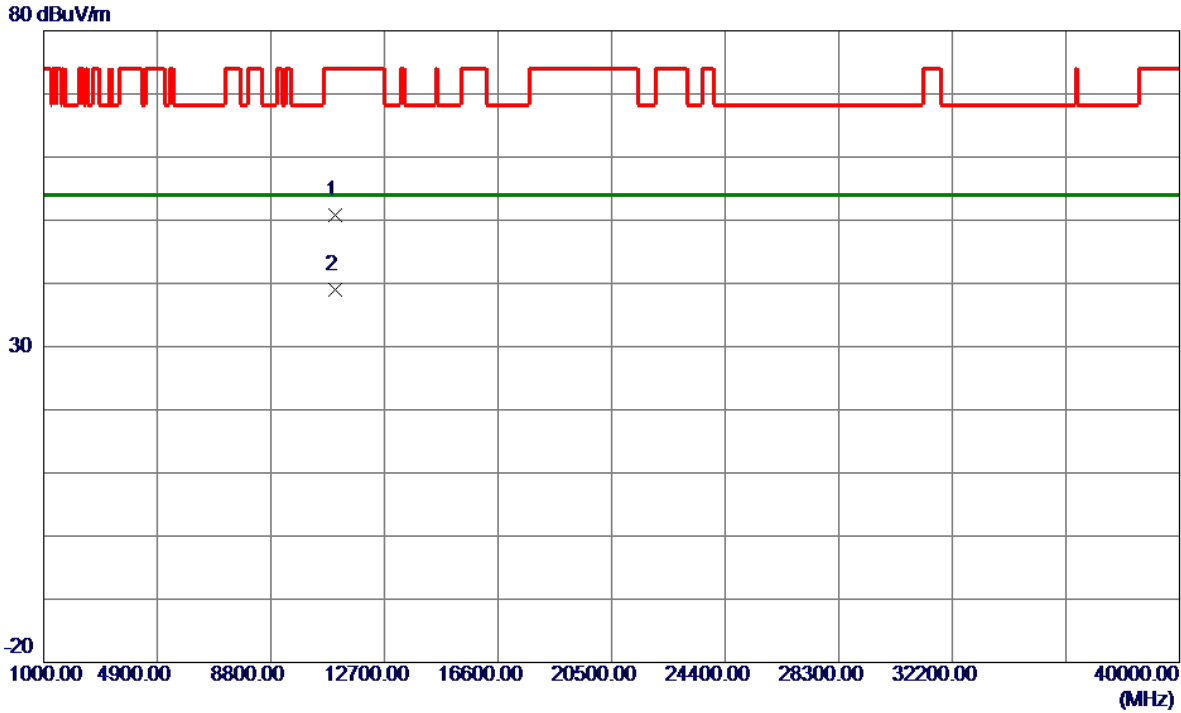
No.	Freq. MHz	Reading Level dBuV/m	Correct Factor dB	Measure ment dBuV/m	Limit dBuV/m	Margin dB	Detector	Comment
1	5460.0000	37.73	16.62	54.35	74.00	-19.65	Peak	
2	5460.0000	30.99	16.62	47.61	54.00	-6.39	AVG	
3	5470.0000	40.25	16.63	56.88	68.20	-11.32	Peak	
4	5505.8000	81.80	16.67	98.47	999.00	-900.53	AVG	No Limit
5 *	5516.4000	89.35	16.67	106.02	68.20	37.82	Peak	No Limit

**REMARKS:**

- (1) Measurement Value = Reading Level + Correct Factor.
- (2) Margin Level = Measurement Value - Limit Value.



Test Mode	UNII-2C_TX AC(VHT40) Mode 5510 MHz	Polarization	Vertical
-----------	------------------------------------	--------------	----------

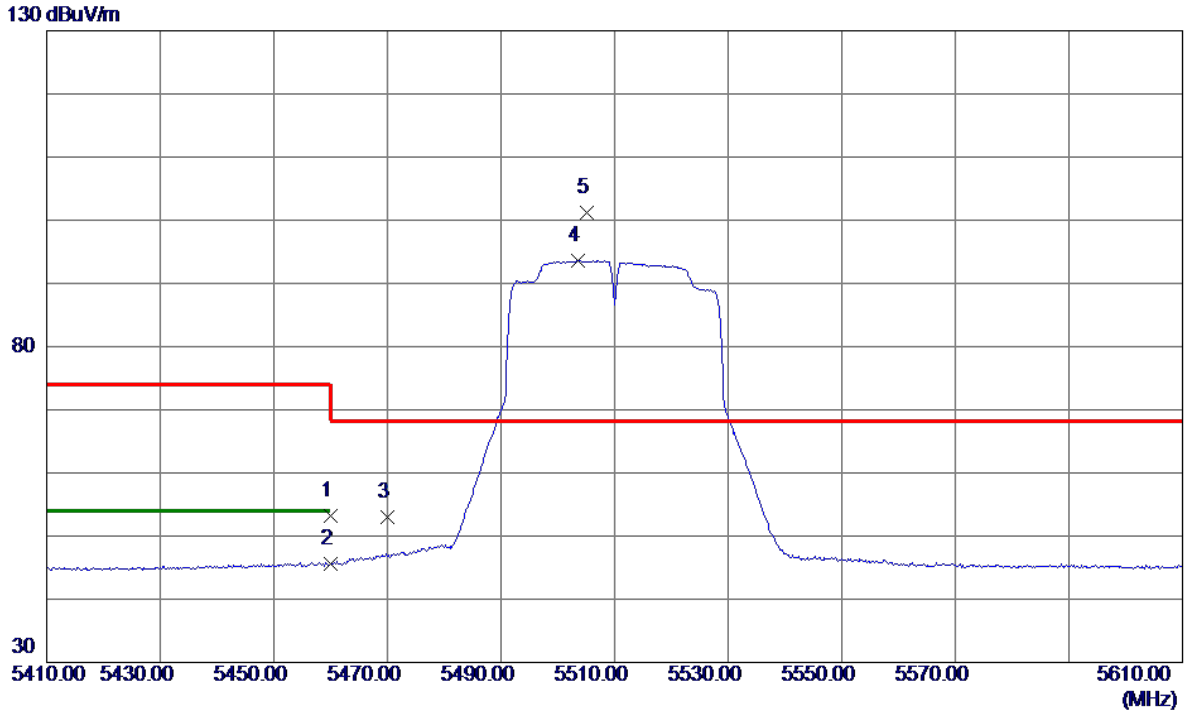


No.	Freq. MHz	Reading Level dBuV/m	Correct Factor dB	Measure ment dBuV/m	Limit dBuV/m	Margin dB	Detector	Comment
1	11024.5800	37.98	12.80	50.78	74.00	-23.22	Peak	
2 *	11024.7600	26.27	12.80	39.07	54.00	-14.93	AVG	

REMARKS:

- (1) Measurement Value = Reading Level + Correct Factor.
- (2) Margin Level = Measurement Value - Limit Value.

Test Mode	UNII-2C_TX AC(VHT40) Mode 5510 MHz	Polarization	Horizontal
-----------	------------------------------------	--------------	------------

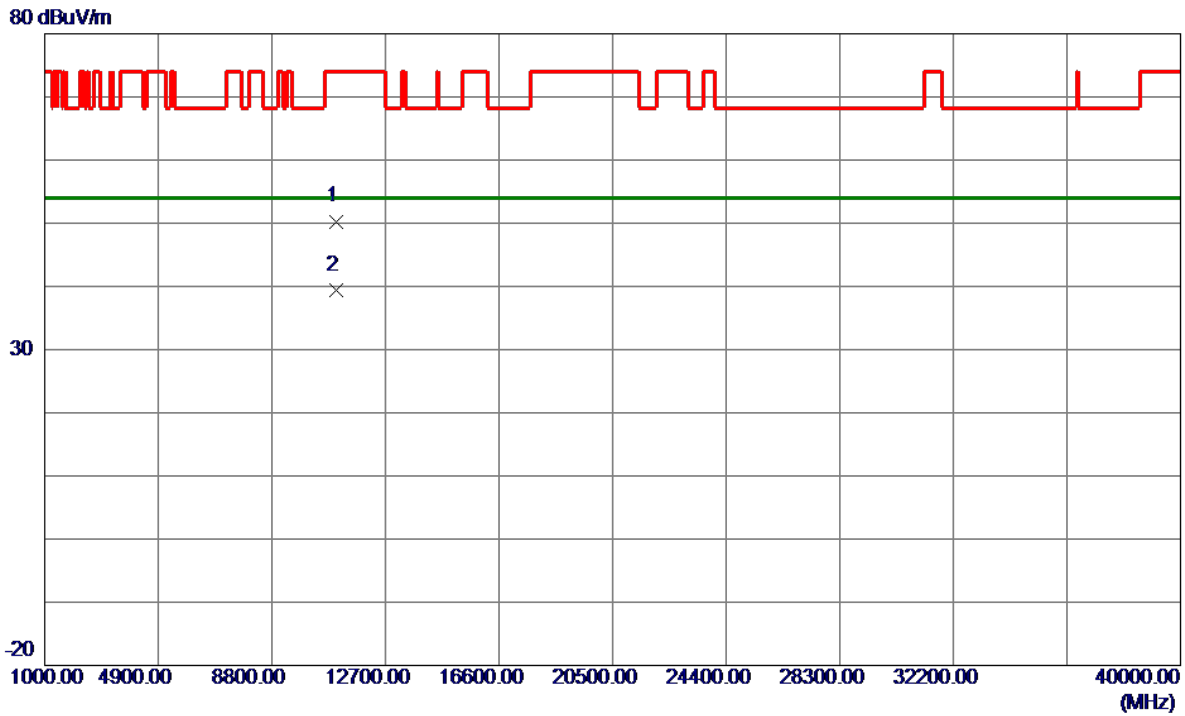


No.	Freq. MHz	Reading Level dBuV/m	Correct Factor dB	Measure ment dBuV/m	Limit dBuV/m	Margin dB	Detector	Comment
1	5460.0000	36.62	16.62	53.24	74.00	-20.76	Peak	
2	5460.0000	29.01	16.62	45.63	54.00	-8.37	AVG	
3	5470.0000	36.32	16.63	52.95	68.20	-15.25	Peak	
4	5503.6000	76.93	16.67	93.60	999.00	-905.40	AVG	No Limit
5 *	5505.2000	84.57	16.67	101.24	68.20	33.04	Peak	No Limit

**REMARKS:**

- (1) Measurement Value = Reading Level + Correct Factor.
- (2) Margin Level = Measurement Value - Limit Value.

Test Mode	UNII-2C_TX AC(VHT40) Mode 5510 MHz	Polarization	Horizontal
-----------	------------------------------------	--------------	------------

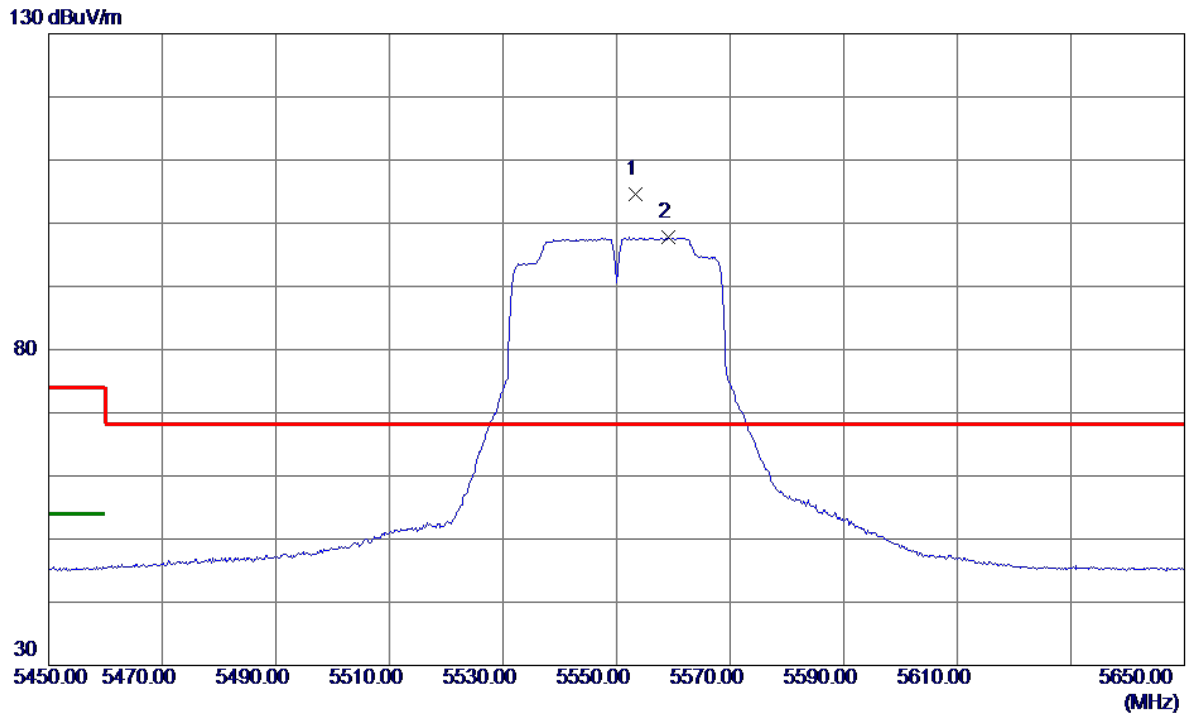


No.	Freq. MHz	Reading Level dBuV/m	Correct Factor dB	Measure ment dBuV/m	Limit dBuV/m	Margin dB	Detector	Comment
1	11020.0000	37.51	12.79	50.30	74.00	-23.70	Peak	
2 *	11020.0000	26.52	12.79	39.31	54.00	-14.69	AVG	

**REMARKS:**

- (1) Measurement Value = Reading Level + Correct Factor.
- (2) Margin Level = Measurement Value - Limit Value.

Test Mode	UNII-2C_TX AC(VHT40) Mode 5550 MHz	Polarization	Vertical
-----------	------------------------------------	--------------	----------

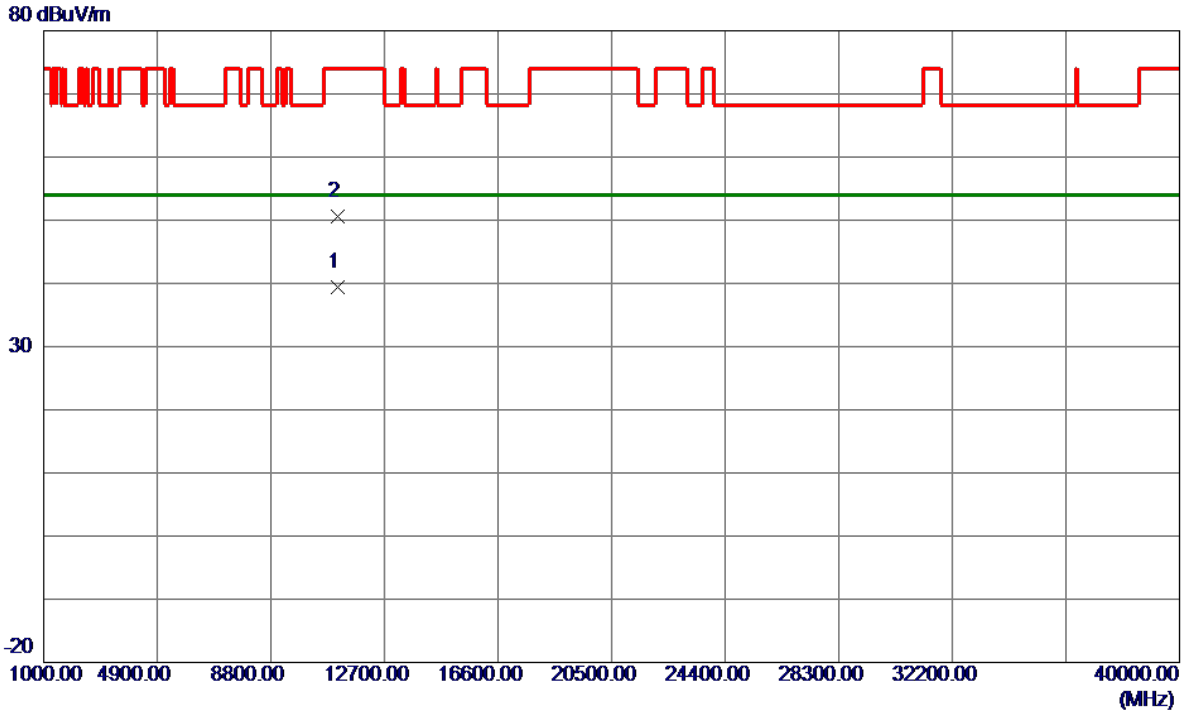


No.	Freq. MHz	Reading Level dBuV/m	Correct Factor dB	Measure ment dBuV/m	Limit dBuV/m	Margin dB	Detector	Comment
1 *	5553.4000	87.95	16.70	104.65	68.20	36.45	Peak	No Limit
2	5559.2000	81.03	16.70	97.73	999.00	-901.27	AVG	No Limit

**REMARKS:**

- (1) Measurement Value = Reading Level + Correct Factor.
- (2) Margin Level = Measurement Value - Limit Value.

Test Mode	UNII-2C_TX AC(VHT40) Mode 5550 MHz	Polarization	Vertical
-----------	------------------------------------	--------------	----------

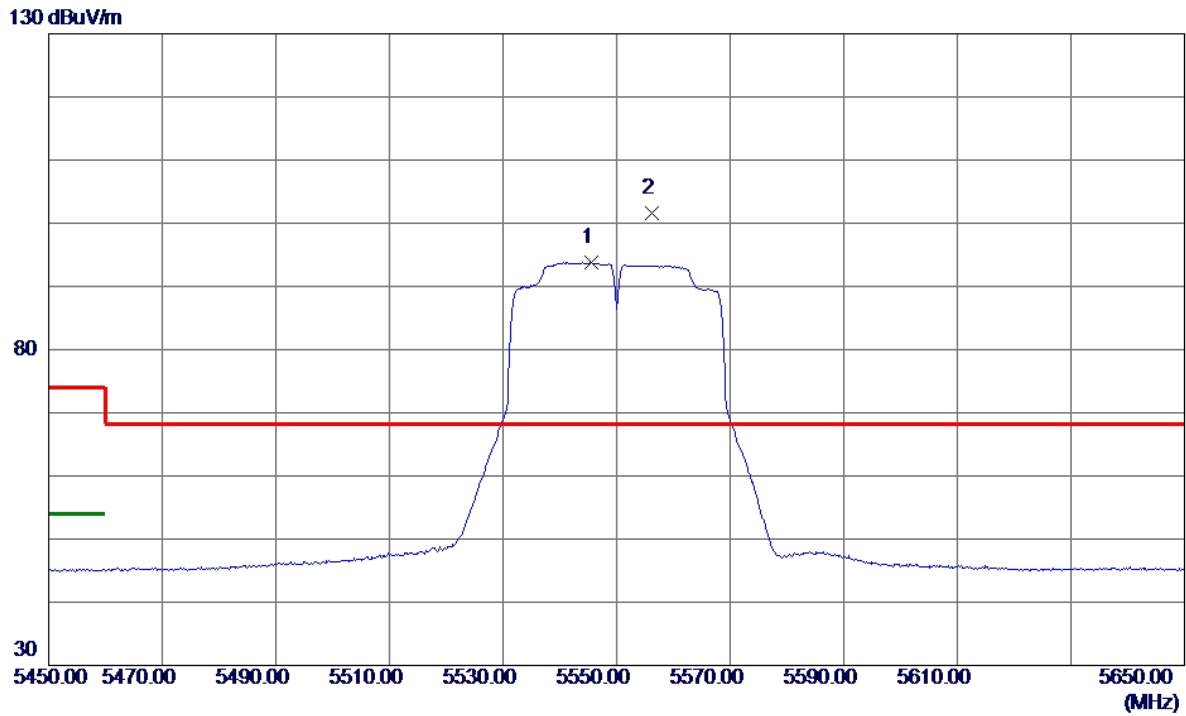


No.	Freq. MHz	Reading Level dBuV/m	Correct Factor dB	Measure ment dBuV/m	Limit dBuV/m	Margin dB	Detector	Comment
1 *	11095.2900	26.50	12.85	39.35	54.00	-14.65	AVG	
2	11101.9400	37.71	12.86	50.57	74.00	-23.43	Peak	

**REMARKS:**

- (1) Measurement Value = Reading Level + Correct Factor.
- (2) Margin Level = Measurement Value - Limit Value.

Test Mode	UNII-2C_TX AC(VHT40) Mode 5550 MHz	Polarization	Horizontal
-----------	------------------------------------	--------------	------------

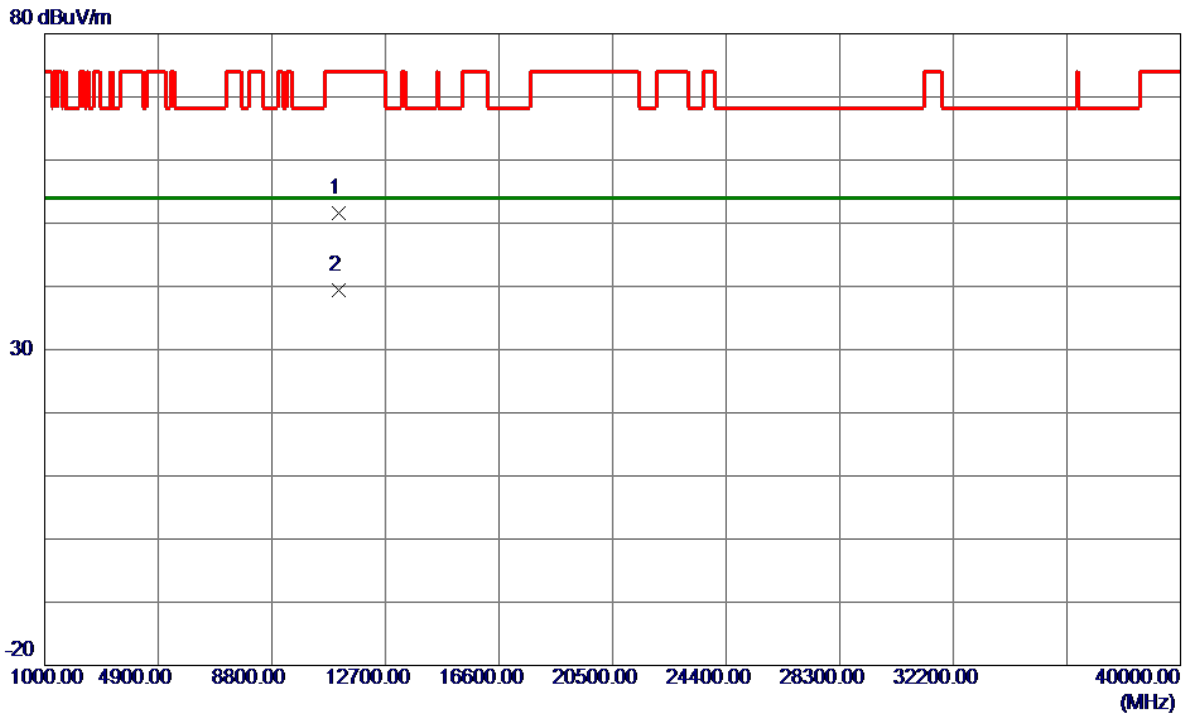


No.	Freq. MHz	Reading Level dBuV/m	Correct Factor dB	Measure ment dBuV/m	Limit dBuV/m	Margin dB	Detector	Comment
1	5545.6000	77.10	16.69	93.79	999.00	-905.21	AVG	No Limit
2 *	5556.2000	84.83	16.70	101.53	68.20	33.33	Peak	No Limit

REMARKS:

- (1) Measurement Value = Reading Level + Correct Factor.
- (2) Margin Level = Measurement Value - Limit Value.

Test Mode	UNII-2C_TX AC(VHT40) Mode 5550 MHz	Polarization	Horizontal
-----------	------------------------------------	--------------	------------

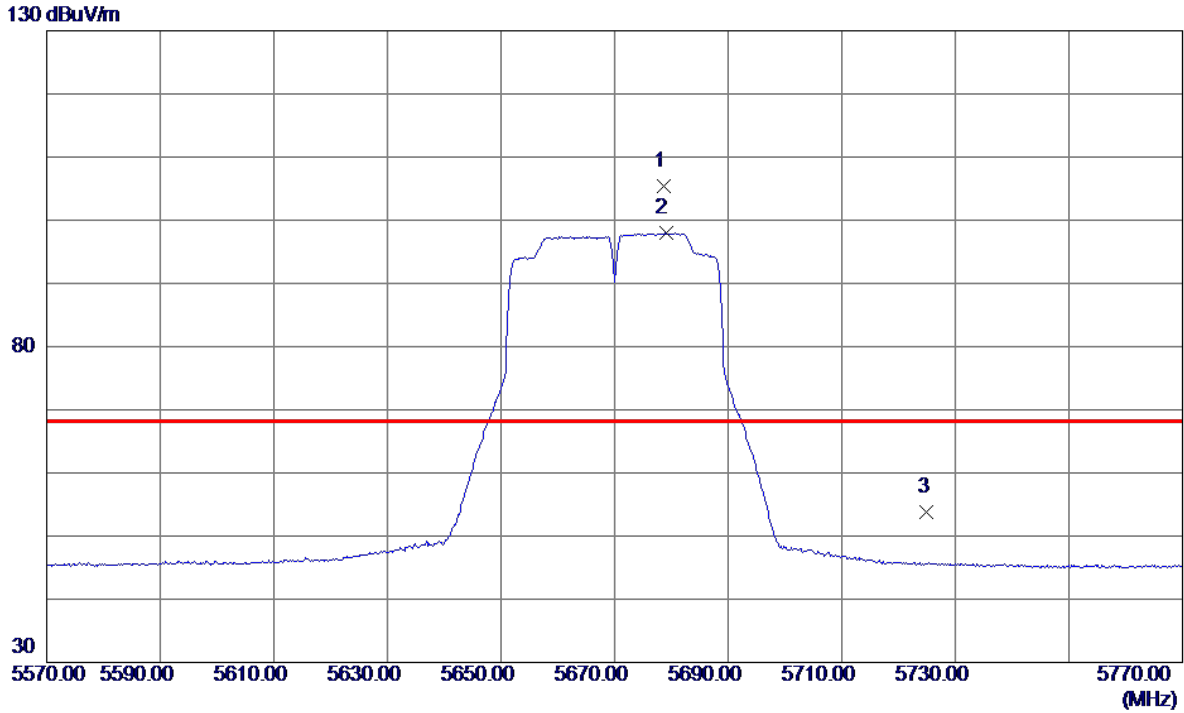


No.	Freq. MHz	Reading Level dBuV/m	Correct Factor dB	Measure ment dBuV/m	Limit dBuV/m	Margin dB	Detector	Comment
1	11100.0000	38.67	12.85	51.52	74.00	-22.48	Peak	
2 *	11100.0000	26.46	12.85	39.31	54.00	-14.69	AVG	

REMARKS:

- (1) Measurement Value = Reading Level + Correct Factor.
- (2) Margin Level = Measurement Value - Limit Value.

Test Mode	UNII-2C_TX AC(VHT40) Mode 5670 MHz	Polarization	Vertical
-----------	------------------------------------	--------------	----------



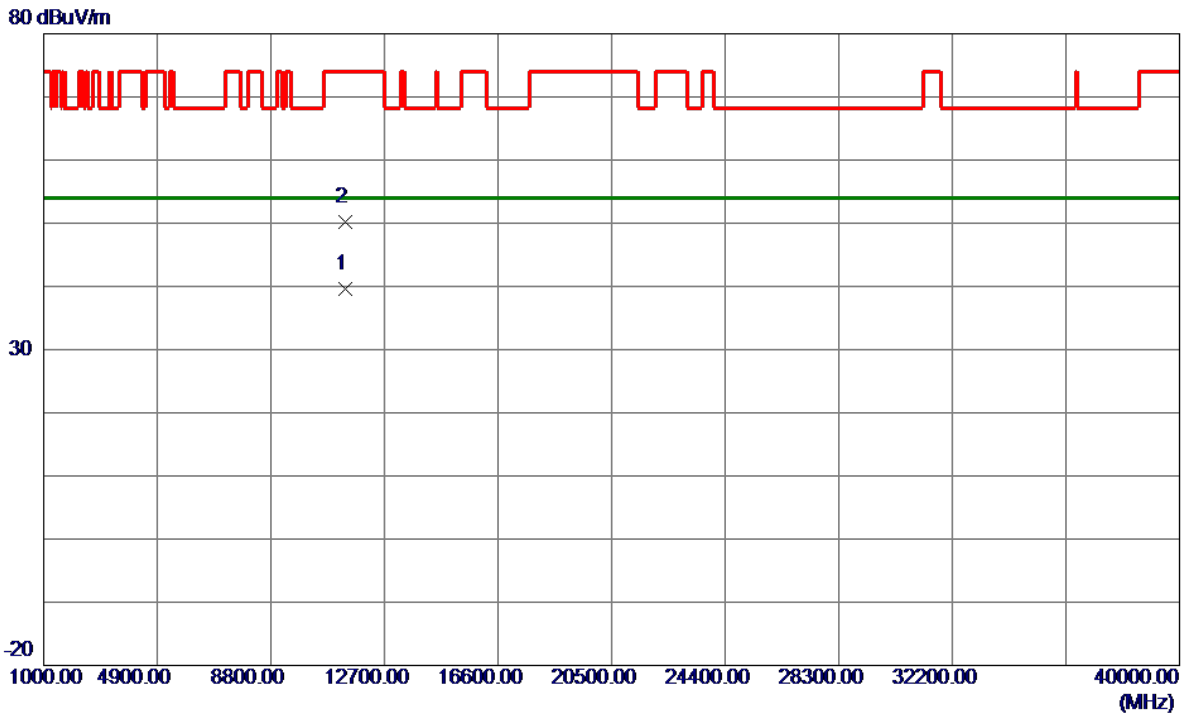
No.	Freq. MHz	Reading Level dBuV/m	Correct Factor dB	Measure ment dBuV/m	Limit dBuV/m	Margin dB	Detector	Comment
1 *	5678.6000	88.62	16.77	105.39	68.20	37.19	Peak	No Limit
2	5679.0000	81.17	16.77	97.94	999.00	-901.06	AVG	No Limit
3	5725.0000	37.02	16.80	53.82	68.20	-14.38	Peak	

**REMARKS:**

- (1) Measurement Value = Reading Level + Correct Factor.
- (2) Margin Level = Measurement Value - Limit Value.



Test Mode	UNII-2C_TX AC(VHT40) Mode 5670 MHz	Polarization	Vertical
-----------	------------------------------------	--------------	----------

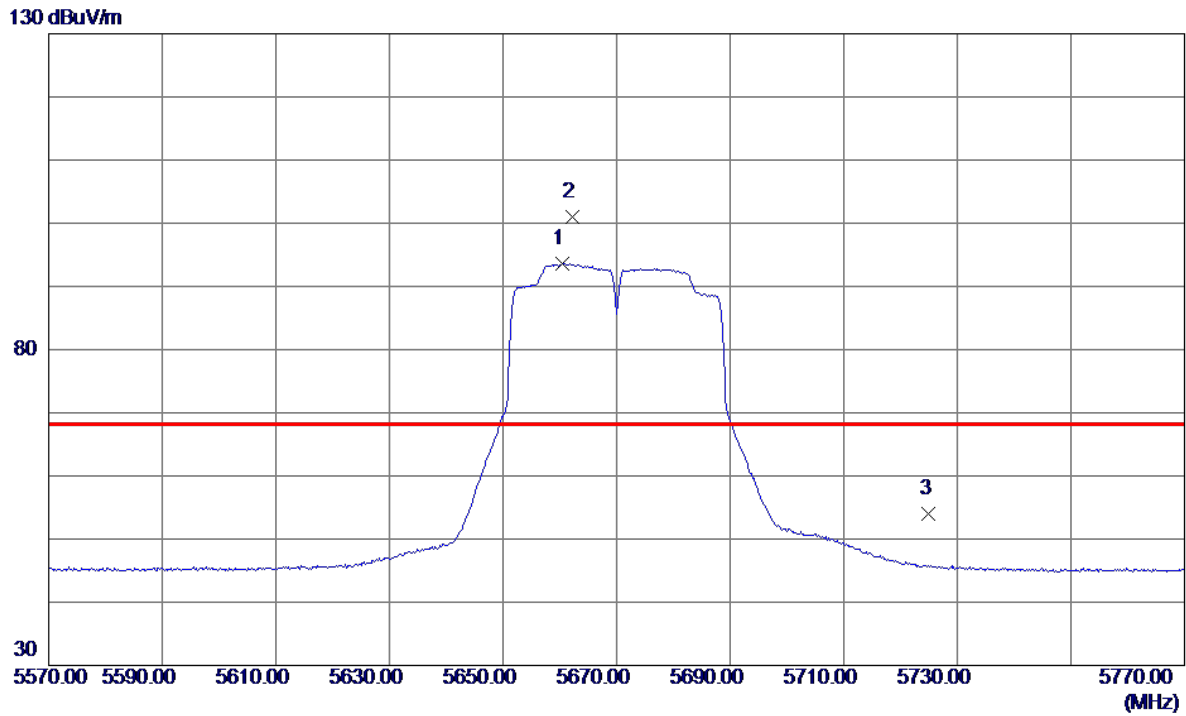


No.	Freq. MHz	Reading Level dBuV/m	Correct Factor dB	Measure ment dBuV/m	Limit dBuV/m	Margin dB	Detector	Comment
1 *	11335.0800	26.48	13.03	39.51	54.00	-14.49	AVG	
2	11344.9500	37.12	13.04	50.16	74.00	-23.84	Peak	

**REMARKS:**

- (1) Measurement Value = Reading Level + Correct Factor.
- (2) Margin Level = Measurement Value - Limit Value.

Test Mode	UNII-2C_TX AC(VHT40) Mode 5670 MHz	Polarization	Horizontal
-----------	------------------------------------	--------------	------------

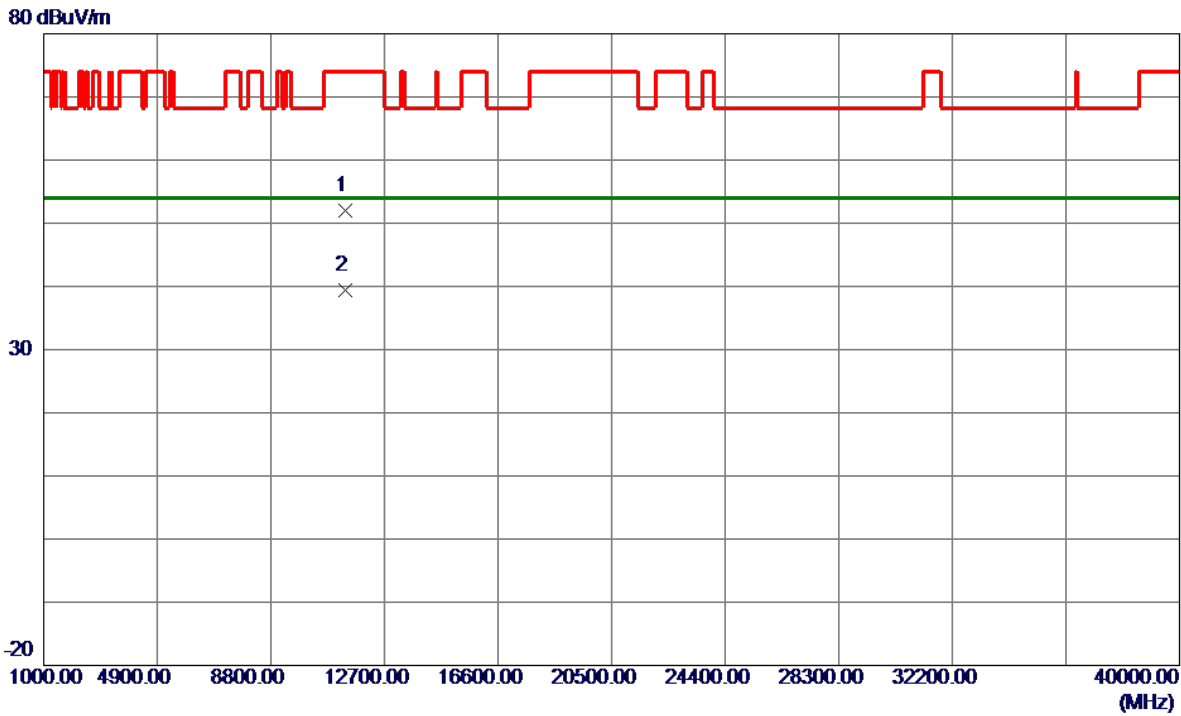


No.	Freq. MHz	Reading Level dBuV/m	Correct Factor dB	Measurement dBuV/m	Limit dBuV/m	Margin dB	Detector	Comment
1	5660.4000	76.86	16.76	93.62	999.00	-905.38	AVG	No Limit
2 *	5662.2000	84.20	16.76	100.96	68.20	32.76	Peak	No Limit
3	5725.0000	37.28	16.80	54.08	68.20	-14.12	Peak	

REMARKS:

- (1) Measurement Value = Reading Level + Correct Factor.
- (2) Margin Level = Measurement Value - Limit Value.

Test Mode	UNII-2C_TX AC(VHT40) Mode 5670 MHz	Polarization	Horizontal
-----------	------------------------------------	--------------	------------

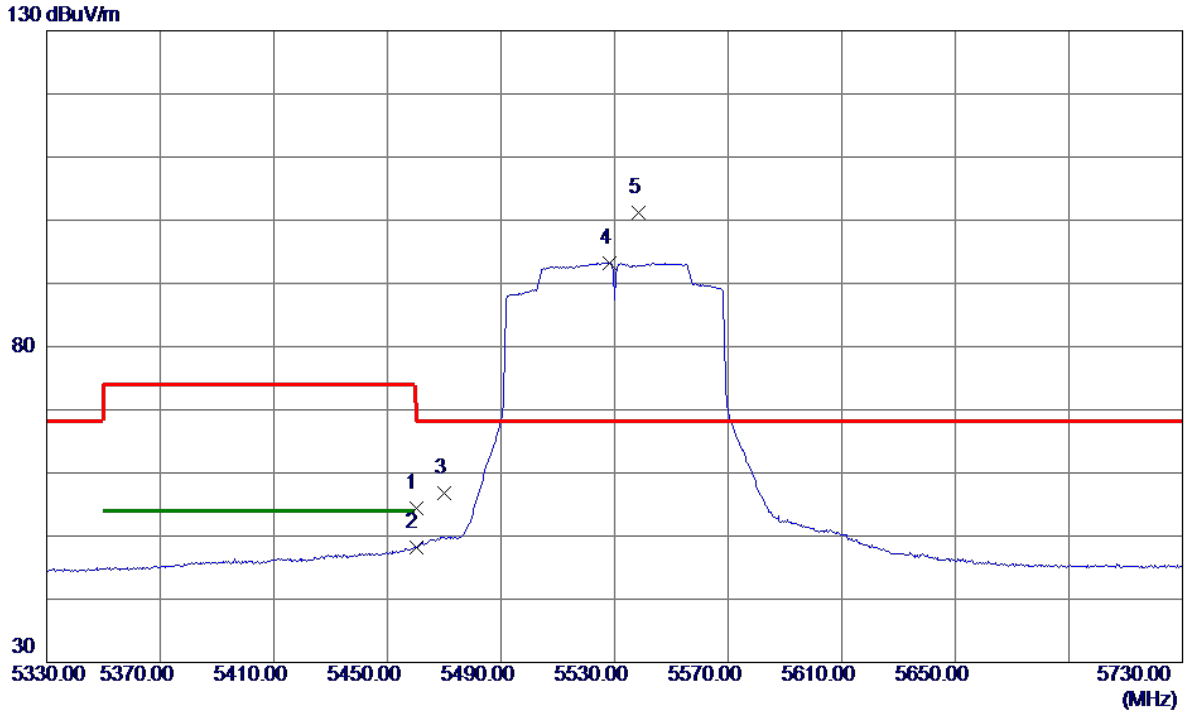


No.	Freq. MHz	Reading Level dBuV/m	Correct Factor dB	Measure ment dBuV/m	Limit dBuV/m	Margin dB	Detector	Comment
1	11340.0000	38.91	13.03	51.94	74.00	-22.06	Peak	
2 *	11340.0000	26.35	13.03	39.38	54.00	-14.62	AVG	

**REMARKS:**

- (1) Measurement Value = Reading Level + Correct Factor.
- (2) Margin Level = Measurement Value - Limit Value.

Test Mode	UNII-2C_TX AC(VHT80) Mode 5530 MHz	Polarization	Vertical
-----------	------------------------------------	--------------	----------

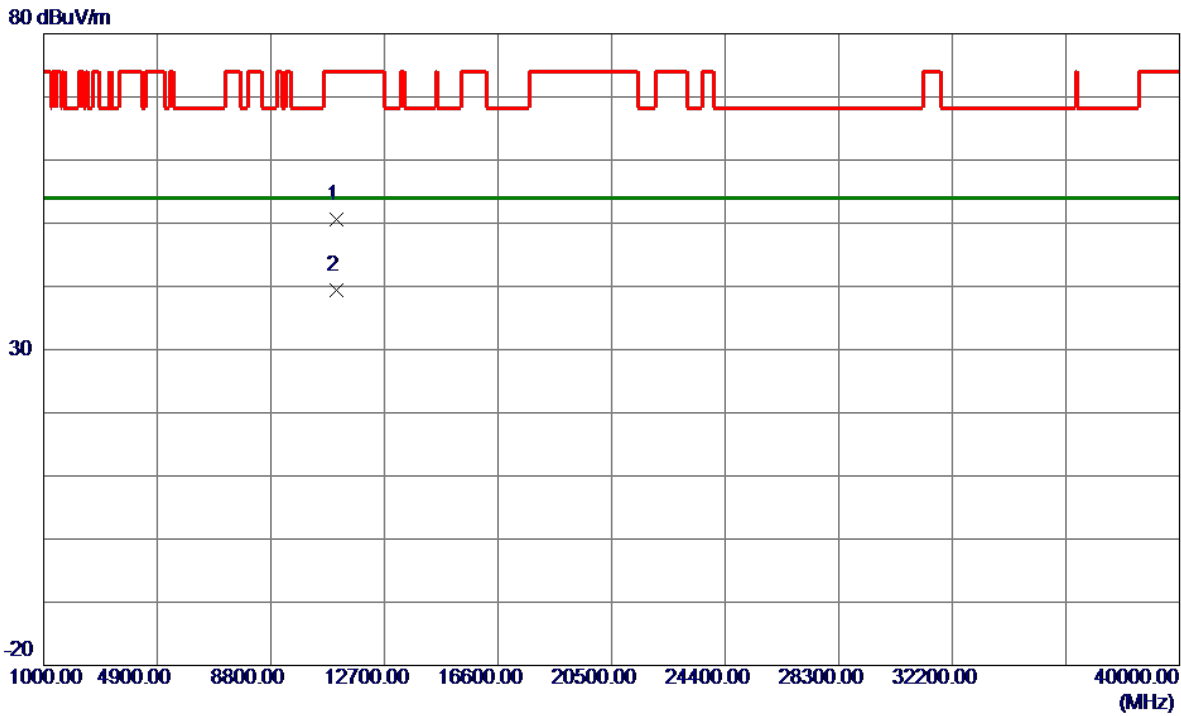


No.	Freq. MHz	Reading Level dBuV/m	Correct Factor dB	Measure ment dBuV/m	Limit dBuV/m	Margin dB	Detector	Comment
1	5460.0000	37.87	16.62	54.49	74.00	-19.51	Peak	
2	5460.0000	31.55	16.62	48.17	54.00	-5.83	AVG	
3	5470.0000	40.17	16.63	56.80	68.20	-11.40	Peak	
4	5528.4000	76.57	16.68	93.25	999.00	-905.75	AVG	No Limit
5 *	5538.4000	84.60	16.69	101.29	68.20	33.09	Peak	No Limit

**REMARKS:**

- (1) Measurement Value = Reading Level + Correct Factor.
- (2) Margin Level = Measurement Value - Limit Value.

Test Mode	UNII-2C_TX AC(VHT80) Mode 5530 MHz	Polarization	Vertical
-----------	------------------------------------	--------------	----------

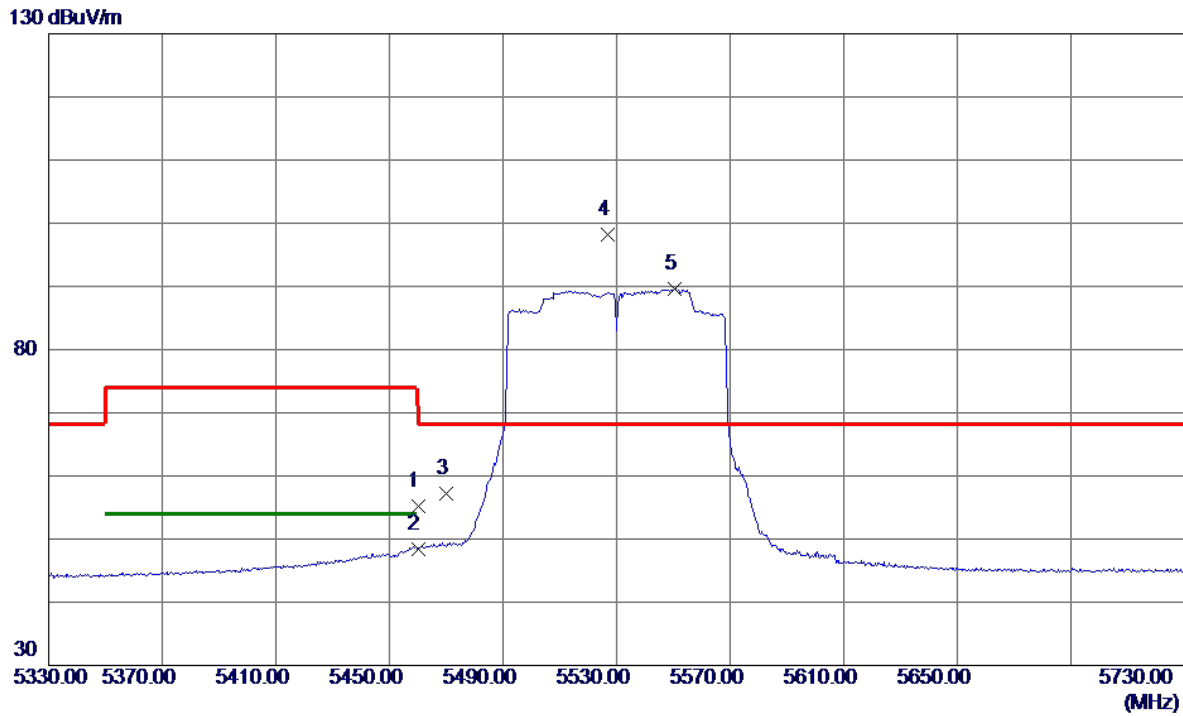


No.	Freq. MHz	Reading Level dBuV/m	Correct Factor dB	Measure ment dBuV/m	Limit dBuV/m	Margin dB	Detector	Comment
1	11061.5100	37.79	12.83	50.62	74.00	-23.38	Peak	
2 *	11063.9200	26.54	12.83	39.37	54.00	-14.63	AVG	

**REMARKS:**

- (1) Measurement Value = Reading Level + Correct Factor.
- (2) Margin Level = Measurement Value - Limit Value.

Test Mode	UNII-2C_TX AC(VHT80) Mode 5530 MHz	Polarization	Horizontal
-----------	------------------------------------	--------------	------------

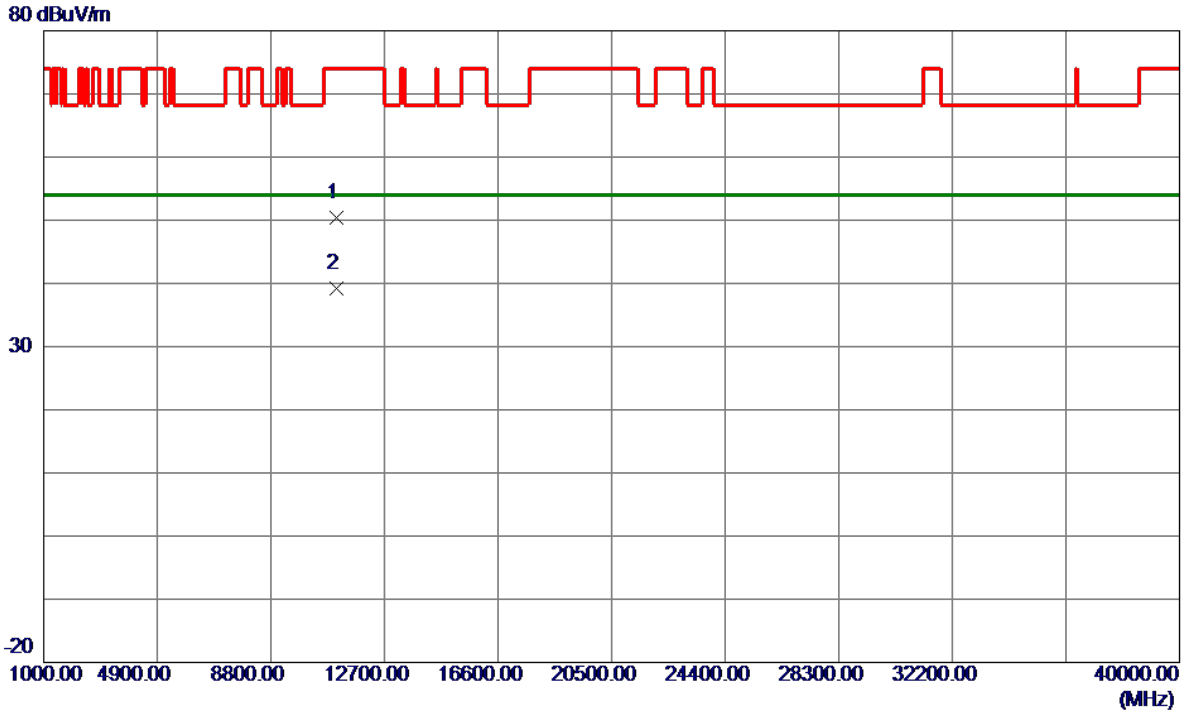


No.	Freq. MHz	Reading Level dBuV/m	Correct Factor dB	Measure ment dBuV/m	Limit dBuV/m	Margin dB	Detector	Comment
1	5460.0000	38.67	16.62	55.29	74.00	-18.71	Peak	
2	5460.0000	31.86	16.62	48.48	54.00	-5.52	AVG	
3	5470.0000	40.61	16.63	57.24	68.20	-10.96	Peak	
4 *	5526.8000	81.46	16.68	98.14	68.20	29.94	Peak	No Limit
5	5550.4000	72.88	16.69	89.57	999.00	-909.43	AVG	No Limit

REMARKS:

- (1) Measurement Value = Reading Level + Correct Factor.
- (2) Margin Level = Measurement Value - Limit Value.

Test Mode	UNII-2C_TX AC(VHT80) Mode 5530 MHz	Polarization	Horizontal
-----------	------------------------------------	--------------	------------

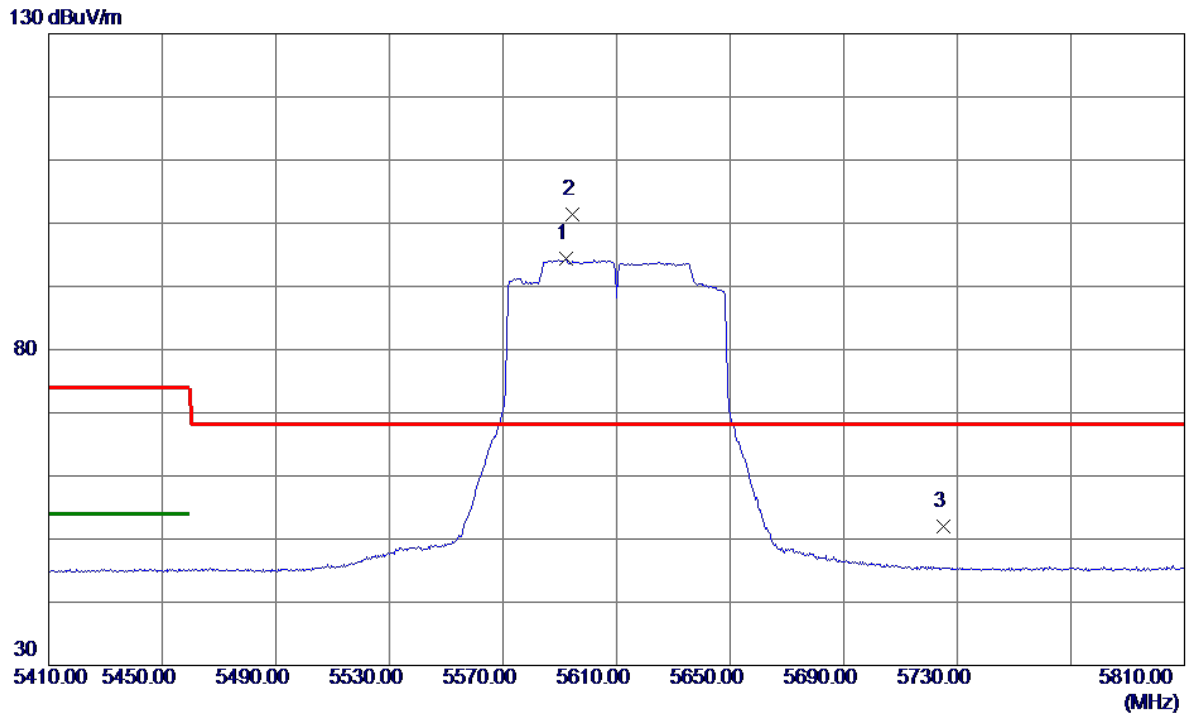


No.	Freq. MHz	Reading Level dBuV/m	Correct Factor dB	Measure ment dBuV/m	Limit dBuV/m	Margin dB	Detector	Comment
1	11060.0000	37.66	12.82	50.48	74.00	-23.52	Peak	
2 *	11060.0000	26.45	12.82	39.27	54.00	-14.73	AVG	

**REMARKS:**

- (1) Measurement Value = Reading Level + Correct Factor.
- (2) Margin Level = Measurement Value - Limit Value.

Test Mode	UNII-2C_TX AC(VHT80) Mode 5610 MHz	Polarization	Vertical
-----------	------------------------------------	--------------	----------



No.	Freq. MHz	Reading Level dBuV/m	Correct Factor dB	Measure ment dBuV/m	Limit dBuV/m	Margin dB	Detector	Comment
1	5592.4000	77.64	16.72	94.36	999.00	-904.64	AVG	No Limit
2 *	5594.4000	84.65	16.72	101.37	68.20	33.17	Peak	No Limit
3	5725.0000	35.22	16.80	52.02	68.20	-16.18	Peak	

REMARKS:

- (1) Measurement Value = Reading Level + Correct Factor.
- (2) Margin Level = Measurement Value - Limit Value.



Test Mode	UNII-2C_TX AC(VHT80) Mode 5610 MHz	Polarization	Vertical
-----------	------------------------------------	--------------	----------

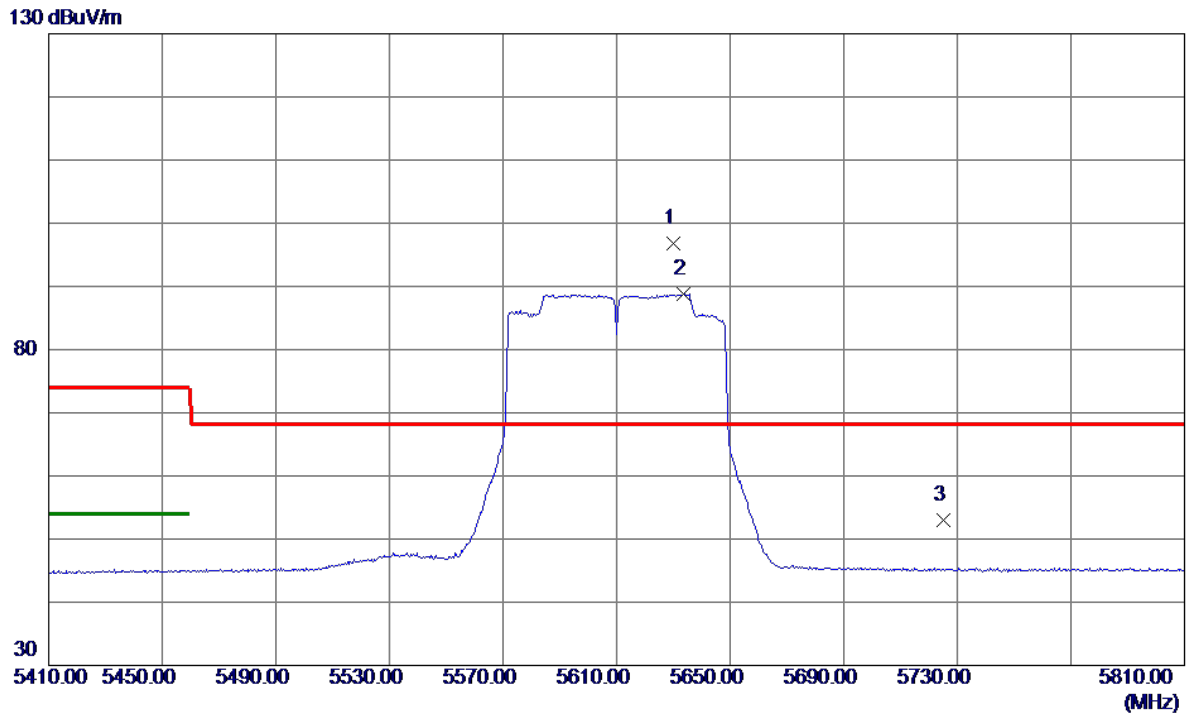


No.	Freq. MHz	Reading Level dBuV/m	Correct Factor dB	Measure ment dBuV/m	Limit dBuV/m	Margin dB	Detector	Comment
1 *	11217.0100	26.73	12.94	39.67	54.00	-14.33	AVG	
2	11219.3400	38.08	12.94	51.02	74.00	-22.98	Peak	

**REMARKS:**

- (1) Measurement Value = Reading Level + Correct Factor.
- (2) Margin Level = Measurement Value - Limit Value.

Test Mode	UNII-2C_TX AC(VHT80) Mode 5610 MHz	Polarization	Horizontal
-----------	------------------------------------	--------------	------------

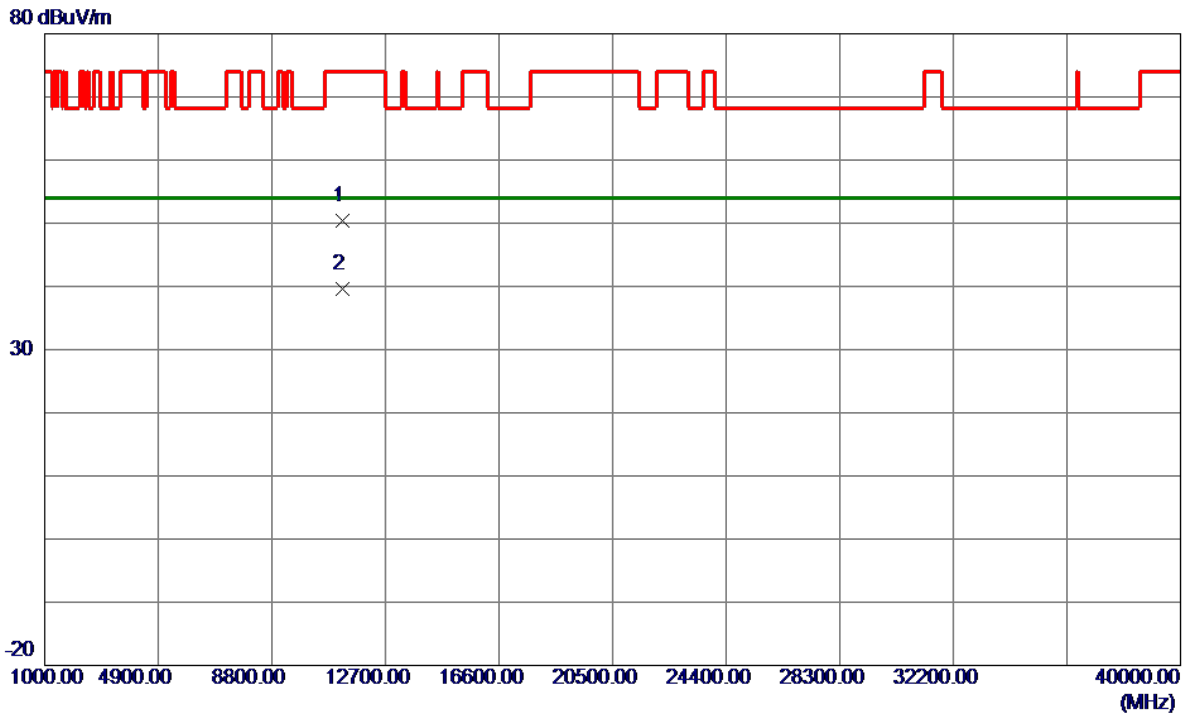


No.	Freq. MHz	Reading Level dBuV/m	Correct Factor dB	Measure ment dBuV/m	Limit dBuV/m	Margin dB	Detector	Comment
1 *	5630.0000	80.14	16.74	96.88	68.20	28.68	Peak	No Limit
2	5633.6000	72.04	16.74	88.78	999.00	-910.22	AVG	No Limit
3	5725.0000	36.11	16.80	52.91	68.20	-15.29	Peak	

REMARKS:

- (1) Measurement Value = Reading Level + Correct Factor.
- (2) Margin Level = Measurement Value - Limit Value.

Test Mode	UNII-2C_TX AC(VHT80) Mode 5610 MHz	Polarization	Horizontal
-----------	------------------------------------	--------------	------------

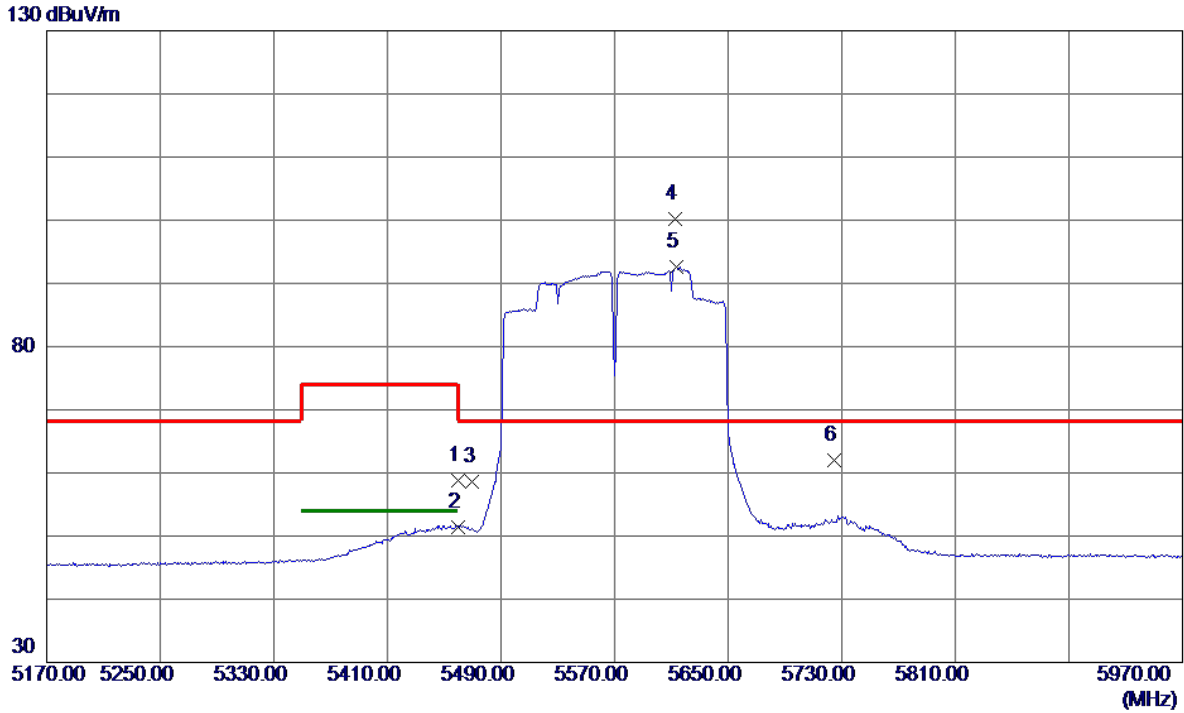


No.	Freq. MHz	Reading Level dBuV/m	Correct Factor dB	Measure ment dBuV/m	Limit dBuV/m	Margin dB	Detector	Comment
1	11220.0000	37.47	12.94	50.41	74.00	-23.59	Peak	
2 *	11220.0000	26.66	12.94	39.60	54.00	-14.40	AVG	

**REMARKS:**

- (1) Measurement Value = Reading Level + Correct Factor.
- (2) Margin Level = Measurement Value - Limit Value.

Test Mode	UNII-2C_TX AC(VHT160) Mode 5570 MHz	Polarization	Vertical
-----------	-------------------------------------	--------------	----------

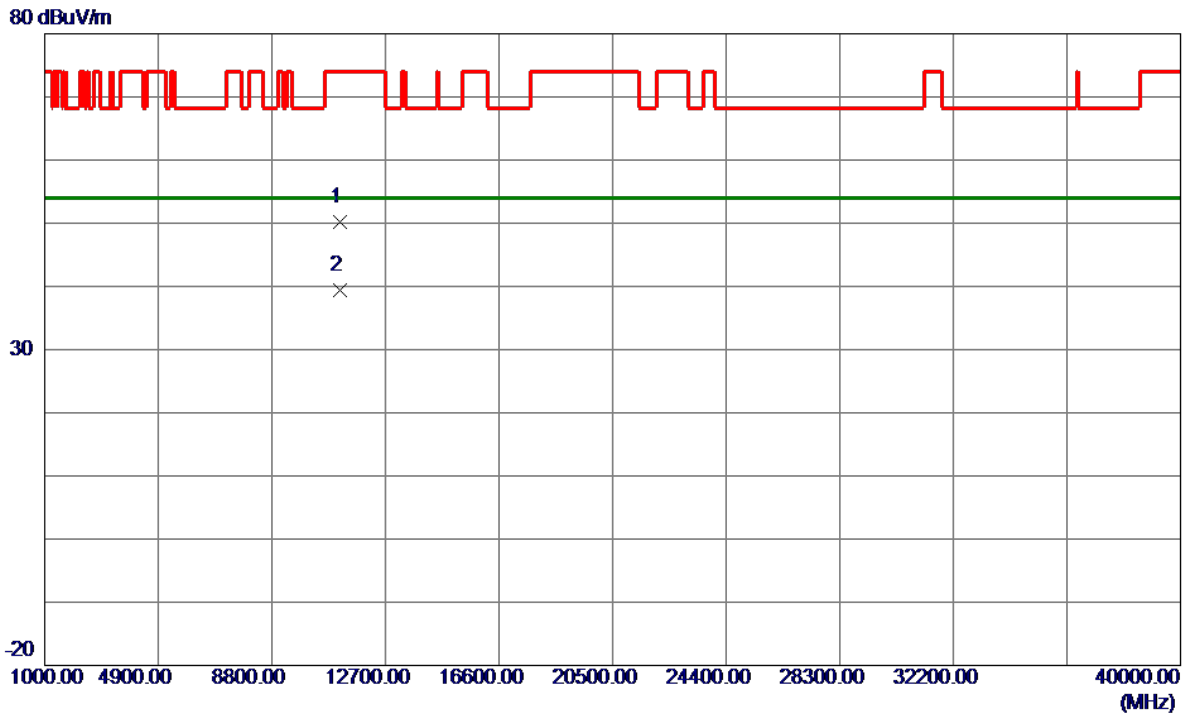


No.	Freq. MHz	Reading Level dBuV/m	Correct Factor dB	Measure ment dBuV/m	Limit dBuV/m	Margin dB	Detector	Comment
1	5460.0000	42.23	16.62	58.85	74.00	-15.15	Peak	
2	5460.0000	34.86	16.62	51.48	54.00	-2.52	AVG	
3	5470.0000	41.99	16.63	58.62	68.20	-9.58	Peak	
4 *	5612.4000	83.43	16.73	100.16	68.20	31.96	Peak	No Limit
5	5613.2000	75.88	16.73	92.61	999.00	-906.39	AVG	No Limit
6	5725.0000	45.13	16.80	61.93	68.20	-6.27	Peak	

**REMARKS:**

- (1) Measurement Value = Reading Level + Correct Factor.
- (2) Margin Level = Measurement Value - Limit Value.

Test Mode	UNII-2C_TX AC(VHT160) Mode 5570 MHz	Polarization	Vertical
-----------	-------------------------------------	--------------	----------

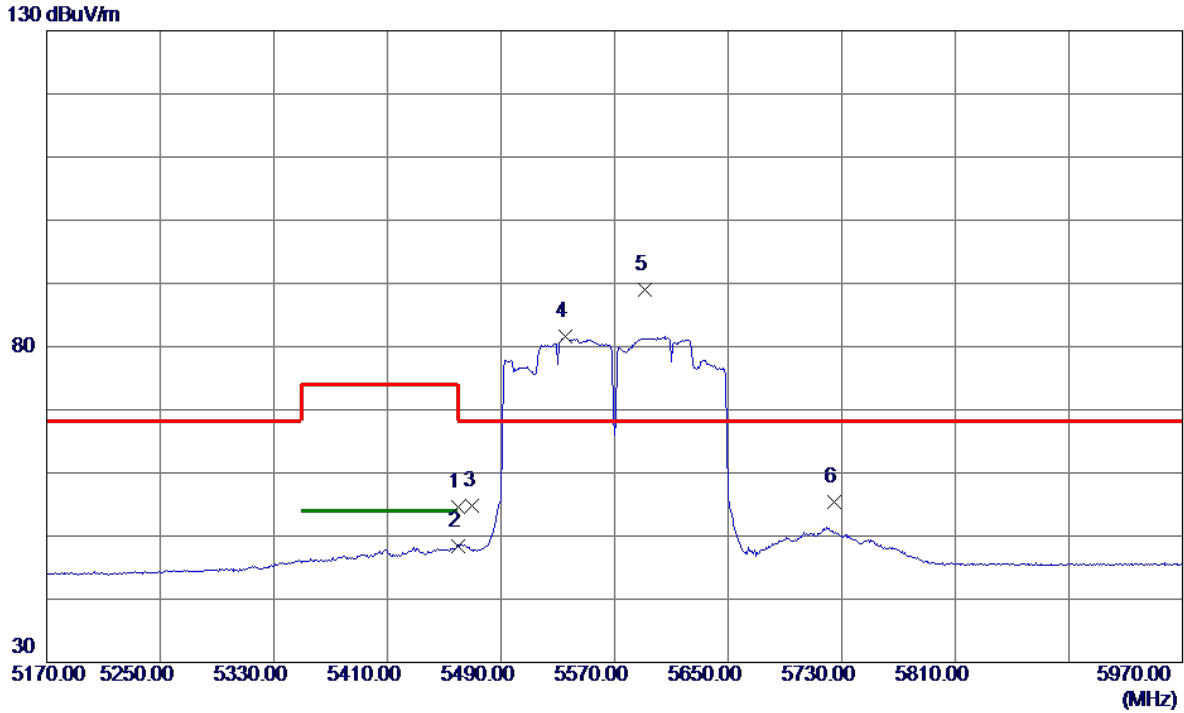


No.	Freq. MHz	Reading Level dBuV/m	Correct Factor dB	Measure ment dBuV/m	Limit dBuV/m	Margin dB	Detector	Comment
1	11141.3650	37.39	12.89	50.28	74.00	-23.72	Peak	
2 *	11142.1500	26.46	12.89	39.35	54.00	-14.65	AVG	

**REMARKS:**

- (1) Measurement Value = Reading Level + Correct Factor.
- (2) Margin Level = Measurement Value - Limit Value.

Test Mode	UNII-2C_TX AC(VHT160) Mode 5570 MHz	Polarization	Horizontal
-----------	-------------------------------------	--------------	------------

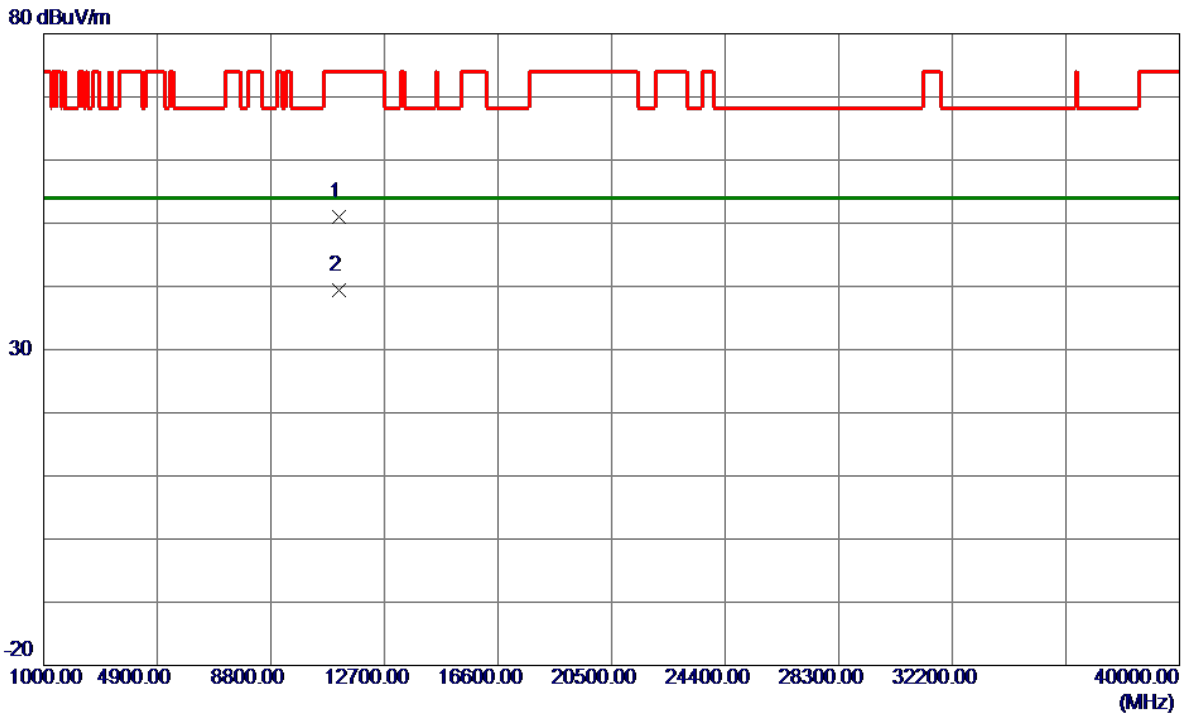


No.	Freq. MHz	Reading Level dBuV/m	Correct Factor dB	Measure ment dBuV/m	Limit dBuV/m	Margin dB	Detector	Comment
1	5460.0000	37.99	16.62	54.61	74.00	-19.39	Peak	
2	5460.0000	31.81	16.62	48.43	54.00	-5.57	AVG	
3	5470.0000	38.22	16.63	54.85	68.20	-13.35	Peak	
4	5535.6000	64.88	16.69	81.57	999.00	-917.43	AVG	No Limit
5 *	5591.6000	72.28	16.72	89.00	68.20	20.80	Peak	No Limit
6	5725.0000	38.51	16.80	55.31	68.20	-12.89	Peak	

REMARKS:

- (1) Measurement Value = Reading Level + Correct Factor.
- (2) Margin Level = Measurement Value - Limit Value.

Test Mode	UNII-2C_TX AC(VHT160) Mode 5570 MHz	Polarization	Horizontal
-----------	-------------------------------------	--------------	------------

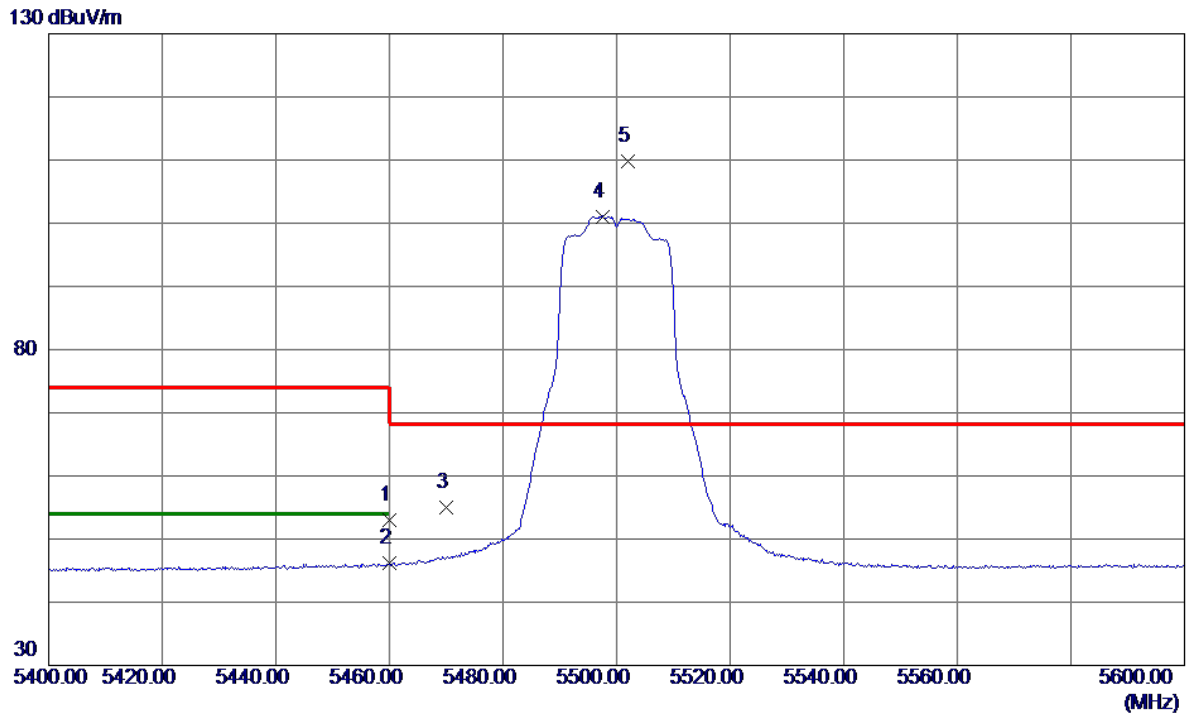


No.	Freq. MHz	Reading Level dBuV/m	Correct Factor dB	Measure ment dBuV/m	Limit dBuV/m	Margin dB	Detector	Comment
1	11139.5300	38.16	12.88	51.04	74.00	-22.96	Peak	
2 *	11140.2600	26.42	12.89	39.31	54.00	-14.69	AVG	

**REMARKS:**

- (1) Measurement Value = Reading Level + Correct Factor.
- (2) Margin Level = Measurement Value - Limit Value.

Test Mode	UNII-2C_TX AX(HE20) Mode 5500 MHz	Polarization	Vertical
-----------	-----------------------------------	--------------	----------



No.	Freq. MHz	Reading Level dBuV/m	Correct Factor dB	Measure ment dBuV/m	Limit dBuV/m	Margin dB	Detector	Comment
1	5460.0000	36.35	16.62	52.97	74.00	-21.03	Peak	
2	5460.0000	29.50	16.62	46.12	54.00	-7.88	AVG	
3	5470.0000	38.39	16.63	55.02	68.20	-13.18	Peak	
4	5497.6000	84.44	16.66	101.10	999.00	-897.90	AVG	No Limit
5 *	5502.0000	93.16	16.67	109.83	68.20	41.63	Peak	No Limit

REMARKS:

- (1) Measurement Value = Reading Level + Correct Factor.
- (2) Margin Level = Measurement Value - Limit Value.



Test Mode	UNII-2C_TX AX(HE20) Mode 5500 MHz	Polarization	Vertical
-----------	-----------------------------------	--------------	----------

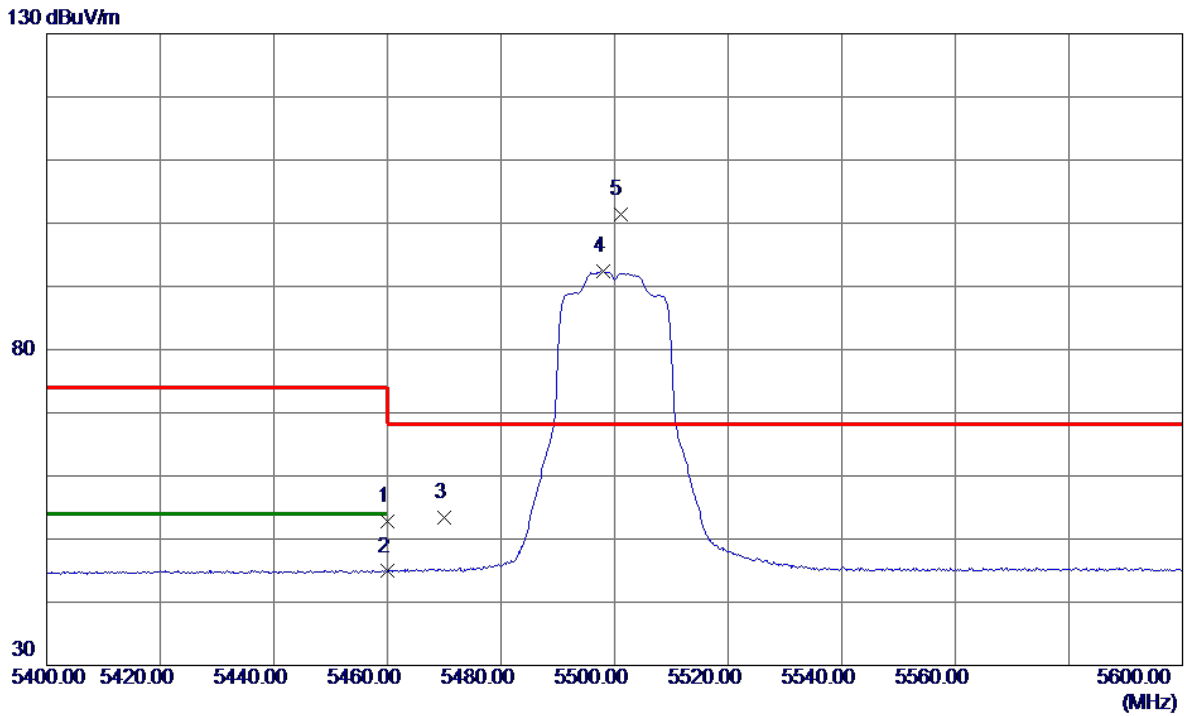


No.	Freq. MHz	Reading Level dBuV/m	Correct Factor dB	Measure ment dBuV/m	Limit dBuV/m	Margin dB	Detector	Comment
1 *	10999.7300	26.35	12.78	39.13	54.00	-14.87	AVG	
2	11000.9660	37.93	12.78	50.71	74.00	-23.29	Peak	

**REMARKS:**

- (1) Measurement Value = Reading Level + Correct Factor.
- (2) Margin Level = Measurement Value - Limit Value.

Test Mode	UNII-2C_TX AX(HE20) Mode 5500 MHz	Polarization	Horizontal
-----------	-----------------------------------	--------------	------------

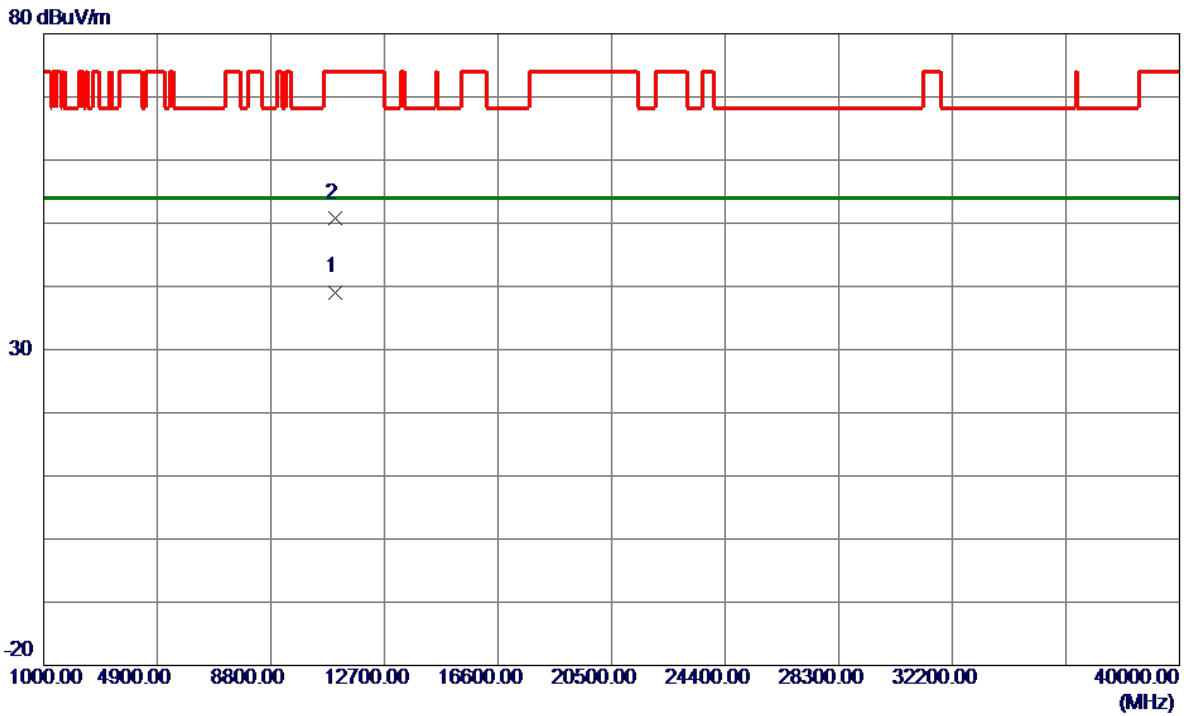


No.	Freq. MHz	Reading Level dBuV/m	Correct Factor dB	Measure ment dBuV/m	Limit dBuV/m	Margin dB	Detector	Comment
1	5460.0000	36.22	16.62	52.84	74.00	-21.16	Peak	
2	5460.0000	28.28	16.62	44.90	54.00	-9.10	AVG	
3	5470.0000	36.81	16.63	53.44	68.20	-14.76	Peak	
4	5498.0000	75.69	16.66	92.35	999.00	-906.65	AVG	No Limit
5 *	5501.0000	84.76	16.67	101.43	68.20	33.23	Peak	No Limit

**REMARKS:**

- (1) Measurement Value = Reading Level + Correct Factor.
- (2) Margin Level = Measurement Value - Limit Value.

Test Mode	UNII-2C_TX AX(HE20) Mode 5500 MHz	Polarization	Horizontal
-----------	-----------------------------------	--------------	------------

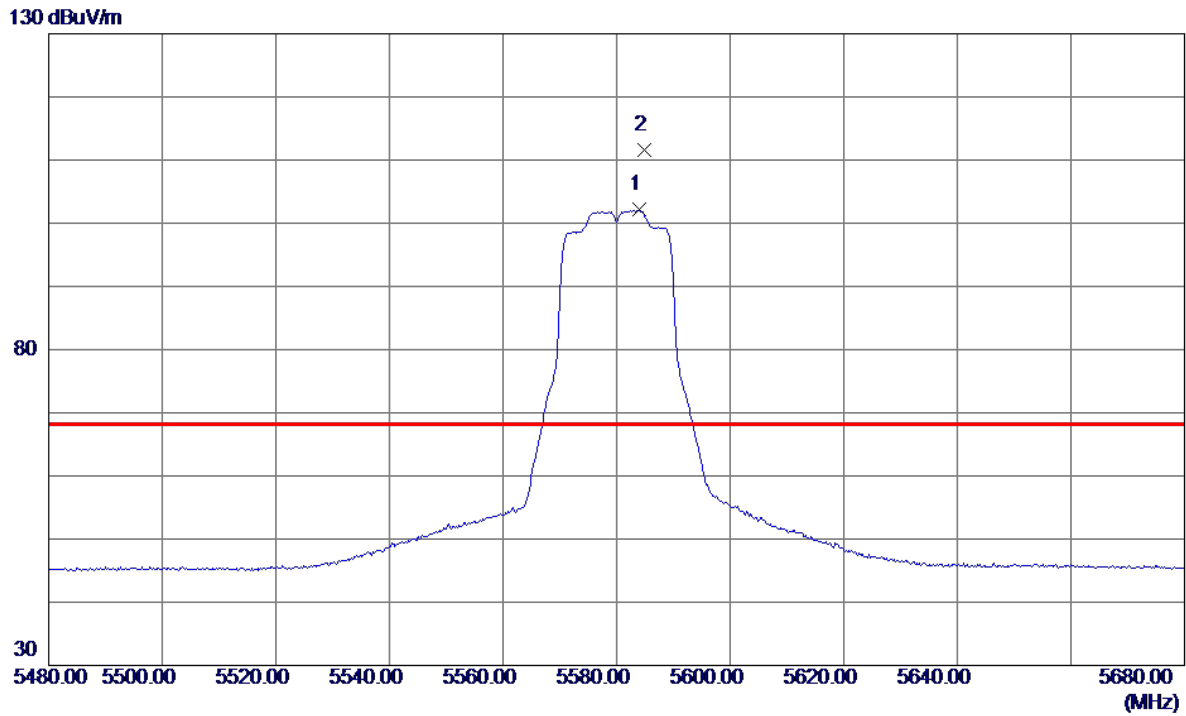


No.	Freq. MHz	Reading Level dBuV/m	Correct Factor dB	Measure ment dBuV/m	Limit dBuV/m	Margin dB	Detector	Comment
1 *	11000.6740	26.32	12.78	39.10	54.00	-14.90	AVG	
2	11000.9120	37.97	12.78	50.75	74.00	-23.25	Peak	

REMARKS:

- (1) Measurement Value = Reading Level + Correct Factor.
- (2) Margin Level = Measurement Value - Limit Value.

Test Mode	UNII-2C_TX AX(HE20) Mode 5580 MHz	Polarization	Vertical
-----------	-----------------------------------	--------------	----------



No.	Freq. MHz	Reading Level dBuV/m	Correct Factor dB	Measure ment dBuV/m	Limit dBuV/m	Margin dB	Detector	Comment
1	5584.0000	85.42	16.71	102.13	999.00	-896.87	AVG	No Limit
2 *	5584.8000	94.87	16.72	111.59	68.20	43.39	Peak	No Limit

**REMARKS:**

- (1) Measurement Value = Reading Level + Correct Factor.
- (2) Margin Level = Measurement Value - Limit Value.