

FCC Radio Test Report

FCC ID: RWO-RZ090368

This report concerns: Original Grant

Project No. : 2011C212C
Equipment : Notebook PC
Brand Name : RAZER
Test Model : RZ09-0368
Series Model : N/A
Applicant : Razer Inc.
Address : 9 Pasteur, Suite 100, Irvine, CA92618, USA.
Manufacturer : Razer Inc.
Address : 9 Pasteur, Suite 100, Irvine, CA92618, USA.
Date of Receipt : May 10, 2021
Date of Test : May 12, 2021 ~ Jun. 18, 2021
Issued Date : Nov. 01, 2021
Report Version : R00
Test Sample : Sample No.: DG2021051161
Standard(s) : FCC CFR Title 47, Part 15, Subpart E
ANSI C63.10-2013
FCC KDB 987594 D02 U-NII 6GHz EMC Measurement v01
FCC KDB 789033 D02 General UNII Test Procedures New Rules v02r01
FCC KDB 662911 D01 Multiple Transmitter Output v02r01

The above equipment has been tested and found compliance with the requirement of the relative standards by BTL Inc.

Vincent Tan

Prepared by : Vincent Tan

Ethan Ma

Approved by : Ethan Ma



TESTING CERT #5123.02

Add: No.3, Jinshagang 1st Road, Shixia, Dalang Town, Dongguan, Guangdong, China.

Tel: +86-769-8318-3000

Web: www.newbtl.com

Declaration

BTL represents to the client that testing is done in accordance with standard procedures as applicable and that test instruments used has been calibrated with standards traceable to international standard(s) and/or national standard(s).

BTL's reports apply only to the specific samples tested under conditions. It is manufacture's responsibility to ensure that additional production units of this model are manufactured with the identical electrical and mechanical components. **BTL** shall have no liability for any declarations, inferences or generalizations drawn by the client or others from **BTL** issued reports.

The report must not be used by the client to claim product certification, approval, or endorsement by NVLAP, NIST, A2LA, or any agency of the U.S. Government.

This report is the confidential property of the client. As a mutual protection to the clients, the public and ourselves, the test report shall not be reproduced, except in full, without our written approval.

BTL's laboratory quality assurance procedures are in compliance with the **ISO/IEC 17025** requirements, and accredited by the conformity assessment authorities listed in this test report.

BTL is not responsible for the sampling stage, so the results only apply to the sample as received.

The information, data and test plan are provided by manufacturer which may affect the validity of results, so it is manufacturer's responsibility to ensure that the apparatus meets the essential requirements of applied standards and in all the possible configurations as representative of its intended use.

Limitation

For the use of the authority's logo is limited unless the Test Standard(s)/Scope(s)/Item(s) mentioned in this test report is (are) included in the conformity assessment authorities acceptance respective.

Please note that the measurement uncertainty is provided for informational purpose only and are not use in determining the Pass/Fail results.

Table of Contents	Page
REPORT ISSUED HISTORY	4
1 . SUMMARY OF TEST RESULTS	5
1.1 TEST FACILITY	6
1.2 MEASUREMENT UNCERTAINTY	6
1.3 TEST ENVIRONMENT CONDITIONS	6
2 . GENERAL INFORMATION	7
2.1 GENERAL DESCRIPTION OF EUT	7
2.2 TEST MODES	12
2.3 BLOCK DIAGRAM SHOWING THE CONFIGURATION OF SYSTEM TESTED	14
2.4 SUPPORT UNITS	14
3 . RADIATED EMISSIONS	15
3.1 LIMIT	15
3.2 TEST PROCEDURE	15
3.3 DEVIATION FROM TEST STANDARD	16
3.4 TEST SETUP	16
3.5 EUT OPERATION CONDITIONS	17
3.6 TEST RESULTS - 30 MHZ TO 1000 MHZ	17
3.7 TEST RESULTS - ABOVE 1000 MHZ	17
4 . MEASUREMENT INSTRUMENTS LIST	18
5 . EUT TEST PHOTOS	19
APPENDIX A - RADIATED EMISSION - 30 MHZ TO 1000 MHZ	21
APPENDIX B - RADIATED EMISSION - ABOVE 1000 MHZ	24

REPORT ISSUED HISTORY

Report Version	Description	Issued Date
R00	Original Issue.	Nov. 01, 2021

1. SUMMARY OF TEST RESULTS

Test procedures according to the technical standard(s):

FCC CFR Title 47, Part 15, Subpart E				
Standard(s) Section	Test Item	Test Result	Judgment	Remark
15.207 15.407(b)	AC Power Line Conducted Emissions	-----	PASS	-----
15.407(b) 15.205(a) 15.209(a)	Radiated Emissions	Appendix A Appendix B	PASS	-----
15.407(a)	Bandwidth	-----	PASS	-----
15.407(a)	Maximum e.i.r.p.	-----	PASS	-----
15.407(a)	Maximum Power Spectral Density (e.i.r.p.)	-----	PASS	-----
15.407(b)	In-Band Emission (Mask)	-----	PASS	-----
15.407(d)	Contention Based Protocol	-----	PASS	-----
15.407(g)	Frequency Stability	-----	PASS	-----
15.203 15.407(a)	Antenna Requirements	-----	PASS	NOTE (2) NOTE (3)

Note:

- (1) "N/A" denotes test is not applicable in this test report.
- (2) The device what use a permanently attached antenna were considered sufficient to comply with the provisions of 15.203.
- (3) The device employ a permanently attached integrated antenna.
- (4) Device Type:
 - Indoor access point
 - Subordinate device (operating under control of a low-power indoor access point)
 - Indoor client (operating under control of a low-power indoor access point)
 - Dual client (operating under control of either a low-power indoor access point or standard power access point)
 - Standard power access point
 - Standard client (operating under control of a Standard power access point)
 - Fixed client (operating under control of a Standard power access point)
- (5) In this report only the radiated spurious emissions were evaluated and recorded. For the test results of all other test items please refer to module test report.

1.1 TEST FACILITY

The test facilities used to collect the test data in this report is at the location of No.3,Jinshagang 1st Road, Shixia, Dalang Town, Dongguan, Guangdong, China.

BTL's Test Firm Registration Number for FCC: 357015

BTL's Designation Number for FCC: CN1240

1.2 MEASUREMENT UNCERTAINTY

ISO/IEC 17025 requires that an estimate of the measurement uncertainties associated with the emissions test results be included in the report. The measurement uncertainties given below are based on a 95% confidence level (based on a coverage factor (k=2))

The BTL measurement uncertainty as below table:

A. Radiated emissions test:

Test Site	Method	Measurement Frequency Range	Ant. H / V	U, (dB)
DG-CB03	CISPR	9kHz ~ 30MHz	-	3.02
		30MHz ~ 200MHz	V	4.26
		30MHz ~ 200MHz	H	3.38
		200MHz ~ 1,000MHz	V	3.98
		200MHz ~ 1,000MHz	H	3.94
		1GHz ~ 6GHz	-	3.96
		6GHz ~ 18GHz	-	5.24
		18GHz ~ 26.5GHz	-	3.62
		26.5GHz ~ 40GHz	-	4.00

Note: Unless specifically mentioned, the uncertainty of measurement has not been taken into account to declare the compliance or non-compliance to the specification.

1.3 TEST ENVIRONMENT CONDITIONS

Test Item	Temperature	Humidity	Test Voltage	Tested By
Radiated Emissions-30MHz to 1000MHz	26°C	52%	AC 120V/60Hz	Hayden Chen
Radiated Emissions-Above 1000 MHz	26°C	52%	AC 120V/60Hz	Berton Luo

2. GENERAL INFORMATION

2.1 GENERAL DESCRIPTION OF EUT

Equipment	Notebook PC
Brand Name	RAZER
Test Model	RZ09-0368
Series Model	N/A
Model Difference(s)	N/A
Software Version	DA760_MB
Hardware Version	Windows 10 Home
Power Source	1# DC Voltage supplied from AC adapter. Brand / Model: RAZER / RC30-024801 2# Supplied from Li-ion battery Brand / Model: RAZER / RC30-0287
Power Rating	1# I/P: 100-240V~ 3.6A 50/60Hz O/P: 19.5V --- 11.8A 2# DC 15.4V, 4583mAh, 70.5Wh
Operation Frequency Band(s)	UNII-5: 5925 MHz ~ 6425 MHz UNII-6: 6425 MHz ~ 6525 MHz UNII-7: 6525 MHz ~ 6875 MHz UNII-8: 6875 MHz ~ 7125 MHz
Modulation Type	IEEE 802.11a/n/ac: OFDM IEEE 802.11ax: OFDMA
Bit Rate of Transmitter	IEEE 802.11a: 54/48/36/24/18/12/9/6 Mbps IEEE 802.11n: Up to 300 Mbps IEEE 802.11ac: Up to 1733.4 Mbps IEEE 802.11ax: Up to 2402 Mbps

Note:

1. For a more detailed features description, please refer to the manufacturer's specifications or the user's manual.

2. Channel List:

UNII-5					
IEEE 802.11a, IEEE 802.11n(HT20), IEEE 802.11ac(VHT20), IEEE 802.11ax(HE20)					
Channel	Frequency (MHz)	Channel	Frequency (MHz)	Channel	Frequency (MHz)
1	5955	33	6115	65	6275
5	5975	37	6135	69	6295
9	5995	41	6155	73	6315
13	6015	45	6175	77	6335
17	6035	49	6195	81	6355
21	6055	53	6215	85	6375
25	6075	57	6235	89	6395
29	6095	61	6255	93	6415

UNII-5					
IEEE 802.11n(HT40), IEEE 802.11ac(VHT40), IEEE 802.11ax(HE40)					
Channel	Frequency (MHz)	Channel	Frequency (MHz)	Channel	Frequency (MHz)
3	5965	35	6125	67	6285
11	6005	43	6165	75	6325
19	6045	51	6205	83	6365
27	6085	59	6245	91	6405

UNII-5					
IEEE 802.11ac(VHT80), IEEE 802.11ax(HE80)					
Channel	Frequency (MHz)	Channel	Frequency (MHz)	Channel	Frequency (MHz)
7	5985	39	6145	71	6305
23	6065	55	6225	87	6385

UNII-5					
IEEE 802.11ac(VHT160), IEEE 802.11ax(HE160)					
Channel	Frequency (MHz)	Channel	Frequency (MHz)	Channel	Frequency (MHz)
15	6025	47	6185	79	6345

UNII-6					
IEEE 802.11a, IEEE 802.11n(HT20), IEEE 802.11ac(VHT20), IEEE 802.11ax(HE20)					
Channel	Frequency (MHz)	Channel	Frequency (MHz)	Channel	Frequency (MHz)
97	6435	105	6475	113	6515
101	6455	109	6495		

UNII-6					
IEEE 802.11n(HT40), IEEE 802.11ac(VHT40), IEEE 802.11ax(HE40)					
Channel	Frequency (MHz)	Channel	Frequency (MHz)	Channel	Frequency (MHz)
99	6445	107	6485	115	6525

UNII-6					
IEEE 802.11ac(VHT80), IEEE 802.11ax(HE80)					
Channel	Frequency (MHz)	Channel	Frequency (MHz)	Channel	Frequency (MHz)
103	6465				

UNII-6					
IEEE 802.11ac(VHT160), IEEE 802.11ax(HE160)					
Channel	Frequency (MHz)	Channel	Frequency (MHz)	Channel	Frequency (MHz)
111	6505				

UNII-7					
IEEE 802.11a, IEEE 802.11n(HT20), IEEE 802.11ac(VHT20), IEEE 802.11ax(HE20)					
Channel	Frequency (MHz)	Channel	Frequency (MHz)	Channel	Frequency (MHz)
117	6535	141	6655	165	6775
121	6555	145	6675	169	6795
125	6575	149	6695	173	6815
129	6595	153	6715	177	6835
133	6615	157	6735	181	6855
137	6635	161	6755	185	6875

UNII-7					
IEEE 802.11n(HT40), IEEE 802.11ac(VHT40), IEEE 802.11ax(HE40)					
Channel	Frequency (MHz)	Channel	Frequency (MHz)	Channel	Frequency (MHz)
123	6565	147	6685	171	6805
131	6605	155	6725	179	6845
139	6645	163	6765		

UNII-7					
IEEE 802.11ac(VHT80), IEEE 802.11ax(HE80)					
Channel	Frequency (MHz)	Channel	Frequency (MHz)	Channel	Frequency (MHz)
119	6545	151	6705	183	6865
135	6625	167	6785		

UNII-7					
IEEE 802.11ac(VHT160), IEEE 802.11ax(HE160)					
Channel	Frequency (MHz)	Channel	Frequency (MHz)	Channel	Frequency (MHz)
143	6665	175	6825		

UNII-8					
IEEE 802.11a, IEEE 802.11n(HT20), IEEE 802.11ac(VHT20), IEEE 802.11ax(HE20)					
Channel	Frequency (MHz)	Channel	Frequency (MHz)	Channel	Frequency (MHz)
189	6895	205	6975	221	7055
193	6915	209	6995	225	7075
197	6935	213	7015	229	7095
201	6955	217	7035	233	7115

UNII-8					
IEEE 802.11n(HT40), IEEE 802.11ac(VHT40), IEEE 802.11ax(HE40)					
Channel	Frequency (MHz)	Channel	Frequency (MHz)	Channel	Frequency (MHz)
187	6885	203	6965	219	7045
195	6925	211	7005	227	7085

UNII-8					
IEEE 802.11ac(VHT80), IEEE 802.11ax(HE80)					
Channel	Frequency (MHz)	Channel	Frequency (MHz)	Channel	Frequency (MHz)
199	6945	215	7025		

UNII-8					
IEEE 802.11ac(VHT160), IEEE 802.11ax(HE160)					
Channel	Frequency (MHz)	Channel	Frequency (MHz)	Channel	Frequency (MHz)
207	6985				

3. Antenna Specification:

Ant.	Brand	P/N	Antenna Type	Connector	Gain (dBi)
1	molex	2170830101	PIFA	N/A	7.12
2	molex	2170830201	PIFA	N/A	7.33

Note:

- 1) The EUT incorporates a MIMO function. Physically, the EUT provides two completed transmitters and receivers (2T2R).
- 2) The antenna gain is provided by the manufacturer.

4. Table for Antenna Configuration:

Operating Mode	TX Mode	4TX
IEEE 802.11a		V (Ant. 1 + Ant. 2 + Ant. 3 + Ant. 4)
IEEE 802.11n(HT20)		V (Ant. 1 + Ant. 2 + Ant. 3 + Ant. 4)
IEEE 802.11n(HT40)		V (Ant. 1 + Ant. 2 + Ant. 3 + Ant. 4)
IEEE 802.11ac(VHT20)		V (Ant. 1 + Ant. 2 + Ant. 3 + Ant. 4)
IEEE 802.11ac(VHT40)		V (Ant. 1 + Ant. 2 + Ant. 3 + Ant. 4)
IEEE 802.11ac(VHT80)		V (Ant. 1 + Ant. 2 + Ant. 3 + Ant. 4)
IEEE 802.11ac(VHT160)		V (Ant. 1 + Ant. 2 + Ant. 3 + Ant. 4)
IEEE 802.11ax(HE20)		V (Ant. 1 + Ant. 2 + Ant. 3 + Ant. 4)
IEEE 802.11ax(HE40)		V (Ant. 1 + Ant. 2 + Ant. 3 + Ant. 4)
IEEE 802.11ax(HE80)		V (Ant. 1 + Ant. 2 + Ant. 3 + Ant. 4)
IEEE 802.11ax(HE160)		V (Ant. 1 + Ant. 2 + Ant. 3 + Ant. 4)

2.2 TEST MODES

The test system was pre-tested based on the consideration of all possible combinations of EUT operation mode.

Following mode(s) was (were) found to be the worst case(s) and selected for the final test.

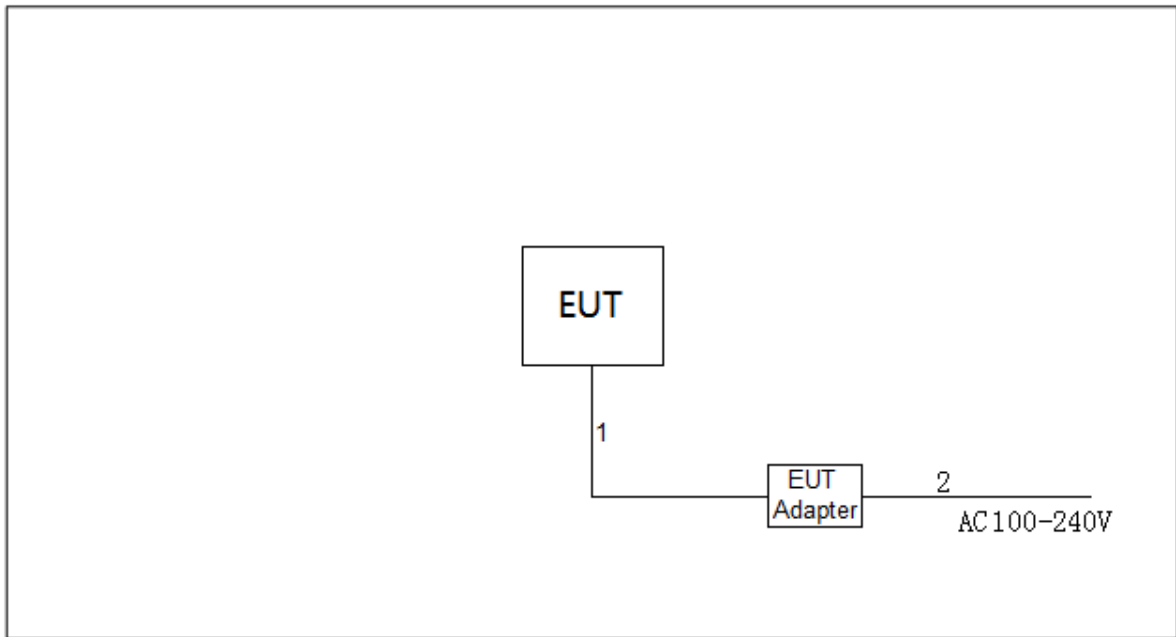
Radiated Emissions Test - Below 1GHz	
Final Test Mode	Description
Mode 32	TX A Mode Channel 01 (UNII-5)

Radiated Emissions Test - Above 1GHz	
Final Test Mode	Description
Mode 1	TX A Mode Channel 01/45/93 (UNII-5)
Mode 2	TX AC(VHT80) Mode Channel 07/39/87 (UNII-5)
Mode 3	TX AC(VHT160) Mode Channel 15/79 (UNII-5)
Mode 4	TX AX(HE20) Mode Channel 01/45/93 (UNII-5)
Mode 5	TX AX(HE40) Mode Channel 03/43/91 (UNII-5)
Mode 6	TX AX(HE80) Mode Channel 07/39/87 (UNII-5)
Mode 7	TX AX(HE160) Mode Channel 15/79 (UNII-5)
Mode 8	TX A Mode Channel 97/105/113 (UNII-6)
Mode 9	TX AC(VHT80) Mode Channel 103 (UNII-6)
Mode 10	TX AC(VHT160) Mode Channel 111 (UNII-6)
Mode 11	TX AX(HE20) Mode Channel 97/105/113 (UNII-6)
Mode 12	TX AX(HE40) Mode Channel 99/107 (UNII-6)
Mode 13	TX AX(HE80) Mode Channel 103 (UNII-6)
Mode 14	TX AX(HEW160) Mode Channel 111 (UNII-6)
Mode 15	TX A Mode Channel 117/149/181 (UNII-7)
Mode 16	TX AC(VHT80) Mode Channel 119/135/167/183 (UNII-7)
Mode 17	TX AC(VHT160) Mode Channel 143 (UNII-7)
Mode 18	TX AX(HE20) Mode Channel 117/149/181 (UNII-7)
Mode 19	TX AX(HE40) Mode Channel 147/179 (UNII-7)
Mode 20	TX AX(HE80) Mode Channel 119/135/167/183 (UNII-7)
Mode 21	TX AX(HE160) Mode Channel 143 (UNII-7)
Mode 22	TX AX(HE40) Mode Channel 115 (UNII-6+UNII-7)
Mode 23	TX A Mode Channel 209/229/233 (UNII-8)
Mode 24	TX AC(VHT80) Mode Channel 199/215 (UNII-8)
Mode 25	TX AC(VHT160) Mode Channel 207 (UNII-8)
Mode 26	TX AX(HE20) Mode Channel 209/229/233 (UNII-8)
Mode 27	TX AX(HE40) Mode Channel 187/227 (UNII-8)
Mode 28	TX AX(HE80) Mode Channel 199/215 (UNII-8)
Mode 29	TX AX(HE160) Mode Channel 207 (UNII-8)
Mode 30	TX A Mode Channel 185 (UNII-7+UNII-8)
Mode 31	TX AX(HE20) Mode Channel 185 (UNII-7+UNII-8)

Note:

- (1) For radiated emission below 1 GHz test, the IEEE 802.11a channel 01 is found to be the worst case and recorded.
- (2) For radiated emission above 1 GHz test, the spurious points of 1GHz~26.5GHz and 26.5GHz~40GHz have been pre-tested and in this report only recorded the worst case. The remaining spurious points are all below the limit value of 20dB.
- (3) All the bit rate of transmitter have been tested and found the lowest rate is found to be the worst case and recorded.
- (4) For radiated emission above 1 GHz test, the worst case are IEEE 802.11a mode, IEEE 802.11ac(VHT80) mode, IEEE 802.11ac(VHT160) mode, IEEE 802.11ax(HE20) mode, IEEE 802.11ax(HE40) mode, IEEE 802.11ax(HE80) mode and IEEE 802.11ax(HE160) mode, only the worst cases are documented in this report.
- (5) IEEE 802.11ax mode only supports full RU, so only the full RU is evaluated and measured inside report.

2.3 BLOCK DIAGRAM SHOWING THE CONFIGURATION OF SYSTEM TESTED



2.4 SUPPORT UNITS

Item	Equipment	Brand	Model No.	Series No.
-	-	-	-	-

Item	Cable Type	Shielded Type	Ferrite Core	Length
1	DC Cable	NO	NO	2m
2	AC Cable	NO	NO	1m

3. RADIATED EMISSIONS

3.1 LIMIT

In case the emission fall within the restricted band specified on 15.205(a), then the 15.209(a) limit in the table below has to be followed.

LIMITS OF RADIATED EMISSIONS MEASUREMENT (30 MHz to 1000 MHz)

Frequency (MHz)	Field Strength (microvolts/meter)	Measurement Distance (meters)
30-88	100	3
88-216	150	3
216-960	200	3
Above 960	500	3

LIMITS OF UNWANTED EMISSION OUT OF THE RESTRICTED BANDS (Above 1000 MHz)

Frequency (MHz)	EIRP Limit (dBm/MHz)	Equivalent Field Strength at 3m (dBμV/m)
5925-7125	Average: -27	68.2

NOTE:

(1) The following formula is used to convert the equipment isotropic radiated power (eirp) to field strength:

$$E = \frac{1000000\sqrt{30P}}{3} \mu\text{V/m, where P is the eirp (Watts)}$$

3.2 TEST PROCEDURE

- a. The measuring distance of 3 m shall be used for measurements. The EUT was placed on the top of a rotating table 0.8 meter above the ground at a 3 meter semi-anechoic chamber. The table was rotated 360 degrees to determine the position of the highest radiation.(below 1GHz)
- b. The measuring distance of 3 m shall be used for measurements. The EUT was placed on the top of a rotating table 1.5 meter above the ground at a 3 meter semi-anechoic chamber. The table was rotated 360 degrees to determine the position of the highest radiation.(above 1GHz)
- c. The height of the equipment or of the substitution antenna shall be 0.8m or 1.5m; the height of the test antenna shall vary between 1 m to 4 m. Both horizontal and vertical polarizations of the antenna are set to make the measurement.
- d. For each suspected emission, the EUT was arranged to its worst case and then the antenna was tuned to heights find the maximum reading (used Bore sight function).
- e. The receiver system was set to peak and average detect function and specified bandwidth with maximum hold mode when the test frequency is above 1 GHz.
- f. The initial step in collecting radiated emission data is a receiver peak detector mode pre-scanning the measurement frequency range. Significant peaks are then marked and then Quasi Peak detector mode re-measured.
- g. All readings are Peak unless otherwise stated QP in column of Note. Peak denotes that the Peak reading compliance with the QP Limits and then QP Mode measurement didn't perform. (below 1 GHz)
- h. All readings are Peak Mode value unless otherwise stated AVG in column of Note. If the Peak Mode Measured value compliance with the Peak Limits and lower than AVG Limits, the EUT shall be deemed to meet both Peak & AVG Limits and then only Peak Mode was measured, but AVG Mode didn't perform. (above 1 GHz)
- i. For the actual test configuration, please refer to the related Item –EUT Test Photos.

The following table is the setting of the receiver:

Spectrum Parameters	Setting
Start ~ Stop Frequency	9 kHz~150 kHz for RBW 200 Hz
Start ~ Stop Frequency	0.15 MHz~30 MHz for RBW 9 kHz
Start ~ Stop Frequency	30 MHz~1000 MHz for RBW 100 kHz

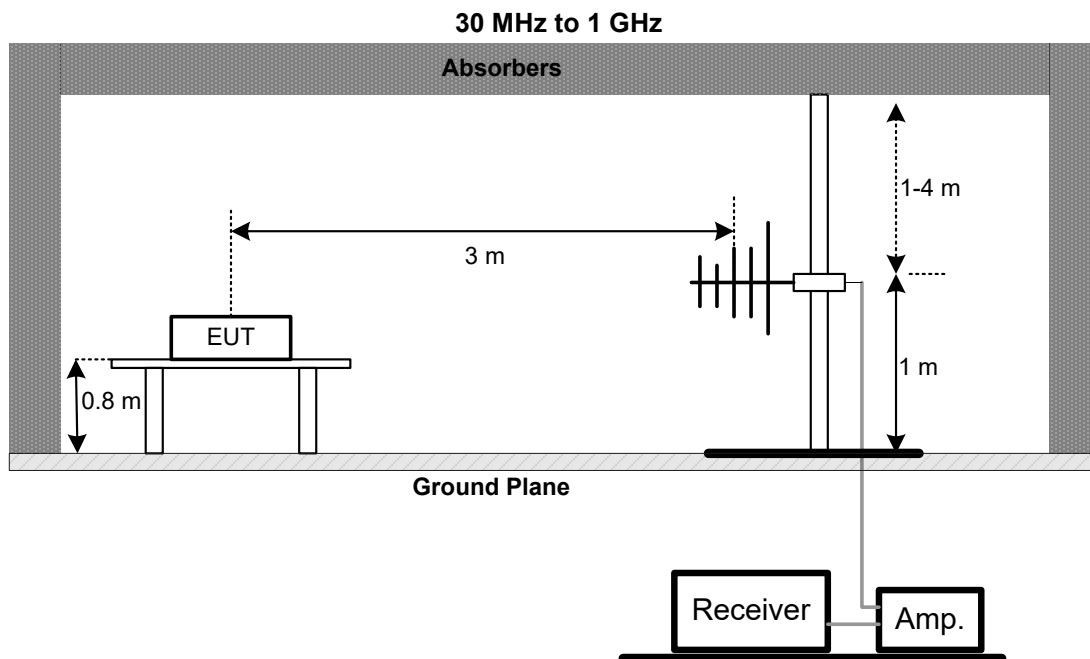
Spectrum Parameters	Setting
Start Frequency	1000 MHz
Stop Frequency	10th carrier harmonic or 40 GHz, whichever is lower
RBW / VBW (Emission in restricted band)	1 MHz / 3 MHz for PK value 1 MHz / 1/T Hz for AVG value

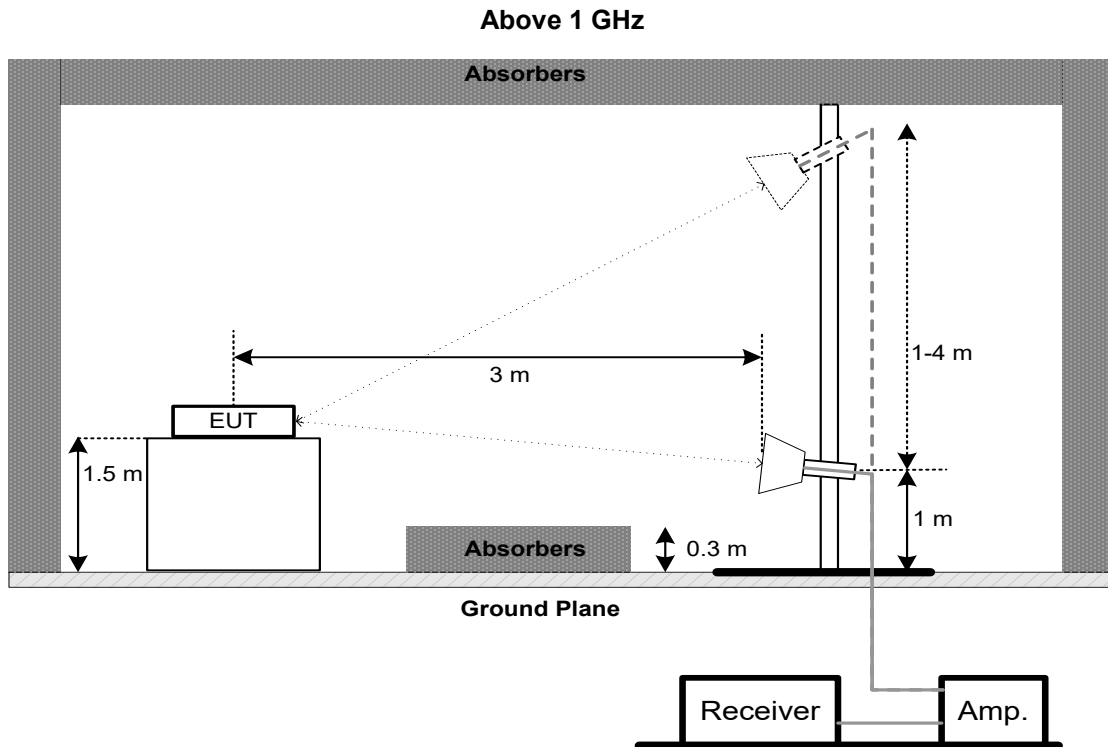
Receiver Parameters	Setting
Start ~ Stop Frequency	9 kHz~90 kHz for PK/AVG detector
Start ~ Stop Frequency	90 kHz~110 kHz for QP detector
Start ~ Stop Frequency	110 kHz~490 kHz for PK/AVG detector
Start ~ Stop Frequency	490 kHz~30 MHz for QP detector
Start ~ Stop Frequency	30 MHz~1000 MHz for QP detector
Start ~ Stop Frequency	1 GHz~40 GHz for PK/AVG detector

3.3 DEVIATION FROM TEST STANDARD

No deviation.

3.4 TEST SETUP





3.5 EUT OPERATION CONDITIONS

The EUT tested system was configured as the statements of 3.5 unless otherwise a special operating condition is specified in the follows during the testing.

3.6 TEST RESULTS - 30 MHZ TO 1000 MHZ

Please refer to the APPENDIX A.

3.7 TEST RESULTS - ABOVE 1000 MHZ

Please refer to the APPENDIX B.

Remark:

- (1) No limit: This is fundamental signal, the judgment is not applicable.
For fundamental signal judgment was referred to Peak output test.



4. MEASUREMENT INSTRUMENTS LIST

Radiated Emissions - 30 MHz to 1 GHz					
Item	Kind of Equipment	Manufacturer	Type No.	Serial No.	Calibrated until
1	Antenna	Schwarzbeck	VULB9160	9160-3232	Mar. 15, 2022
2	Amplifier	HP	8447D	2944A08742	Feb. 28, 2022
3	Receiver	Agilent	N9038A	MY52130039	Jul. 25, 2021
4	Cable	emci	LMR-400(30MHz-1 GHz)(8m+5m)	N/A	May 20, 2022
5	Controller	CT	SC100	N/A	N/A
6	Controller	MF	MF-7802	MF780208416	N/A
7	Measurement Software	Farad	EZ-EMC Ver.NB-03A1-01	N/A	N/A
8	966 Chambe Room	RM	9*6*6m	N/A	Jul. 25, 2021

Radiated Emissions - Above 1 GHz					
Item	Kind of Equipment	Manufacturer	Type No.	Serial No.	Calibrated until
1	Double Ridged Guide Antenna	ETS	3115	75789	May 10, 2022
2	Broad-Band Horn Antenna	Schwarzbeck	BBHA 9170	9170319	Jul. 07, 2021
3	Amplifier	Agilent	8449B	3008A02584	Jul. 25, 2021
4	Microwave Preamplifier With Adaptor	EMC INSTRUMENT	EMC2654045	980039 & HA01	Feb. 28, 2022
5	Receiver	Agilent	N9038A	MY52130039	Jul. 25, 2021
6	Controller	CT	SC100	N/A	N/A
7	Controller	MF	MF-7802	MF780208416	N/A
8	Cable	N/A	EMC104-SM-SM-6000	N/A	Oct. 16, 2021
9	Measurement Software	Farad	EZ-EMC Ver.NB-03A1-01	N/A	N/A
10	Band Reject Filter	Micro-Tronics	BRC50705-01	10	Feb. 27, 2022
11	Band Reject Filter	Micro-Tronics	BRC50704-01	8	Feb. 27, 2022
12	Band Reject Filter	Micro-Tronics	BRC50703-01	7	Feb. 27, 2022
13	966 Chambe Room	RM	9*6*6m	N/A	Jul. 25, 2021

Remark: "N/A" denotes no model name, serial no. or calibration specified.

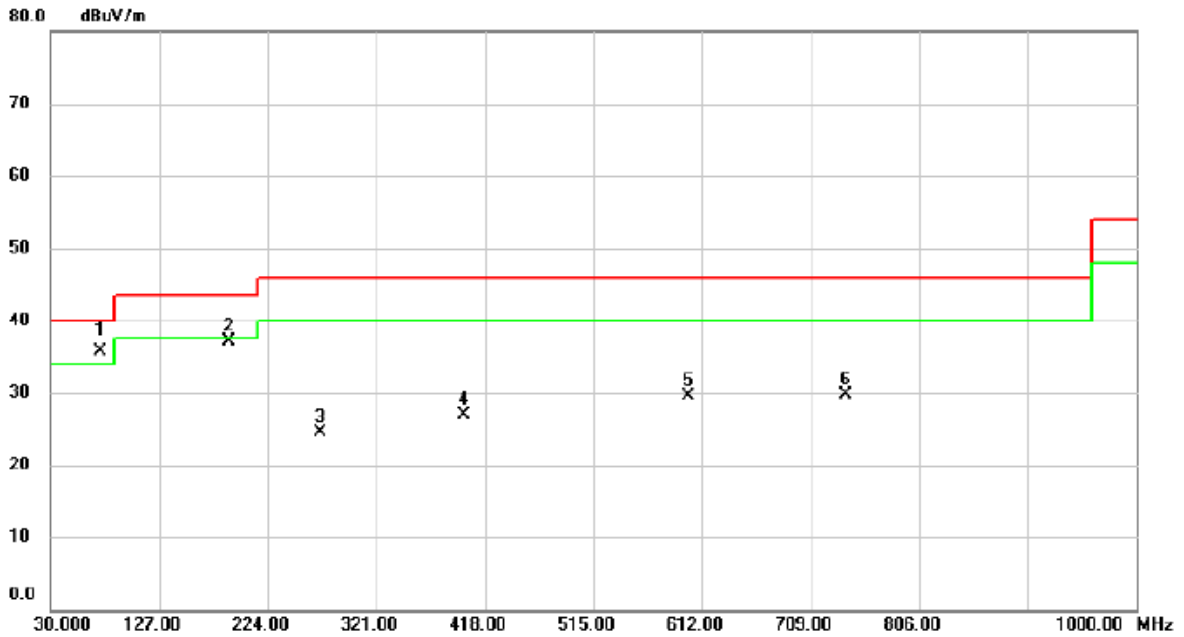
All calibration period of equipment list is one year.

5. EUT TEST PHOTOS**Radiated Emissions Test Photos****30 MHz to 1000 MHz**

Radiated Emissions Test Photos**Above 1 GHz**

APPENDIX A - RADIATED EMISSION - 30 MHZ TO 1000 MHZ

Test Mode	TX A Mode Channel 01	Polarization	Vertical
-----------	----------------------	--------------	----------

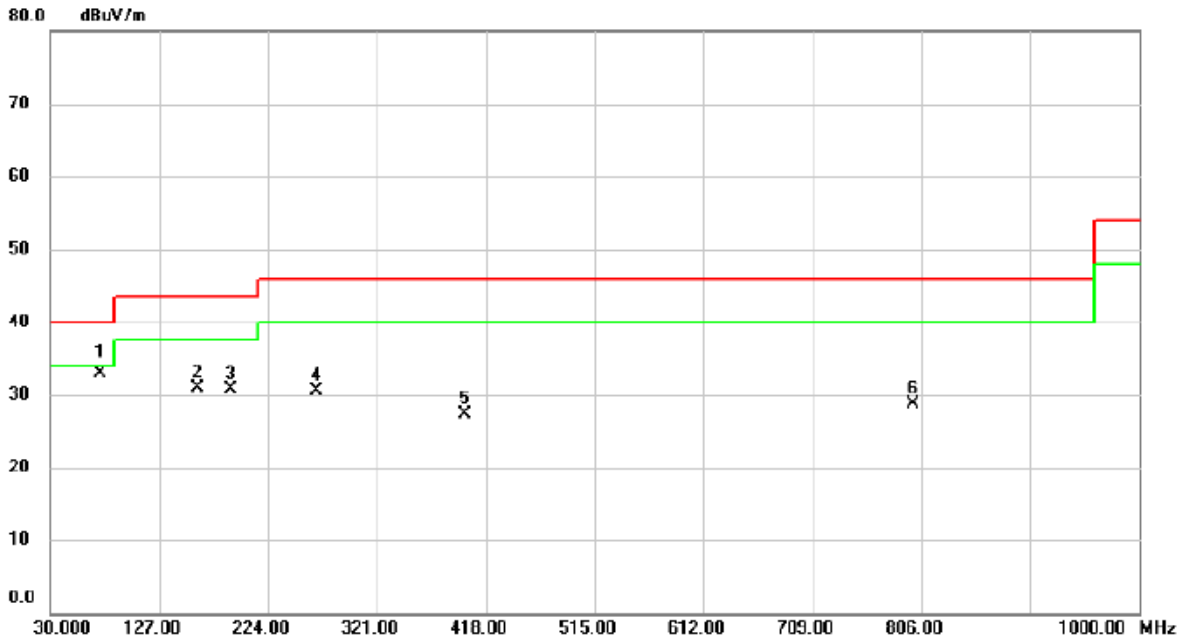


No.	Mk.	Freq. MHz	Reading Level dBuV	Correct Factor dB	Measure- ment dBuV/m	Limit dBuV/m	Margin dB	Detector	Comment
1	*	74.620	52.86	-17.23	35.63	40.00	-4.37	QP	
2		190.050	51.96	-14.94	37.02	43.50	-6.48	peak	
3		270.560	36.69	-12.14	24.55	46.00	-21.45	peak	
4		399.570	35.68	-8.78	26.90	46.00	-19.10	peak	
5		599.390	33.98	-4.57	29.41	46.00	-16.59	peak	
6		740.040	31.89	-2.17	29.72	46.00	-16.28	peak	

REMARKS:

- (1) Measurement Value = Reading Level + Correct Factor.
- (2) Margin Level = Measurement Value - Limit Value.

Test Mode	TX A Mode Channel 01	Polarization	Horizontal
-----------	----------------------	--------------	------------



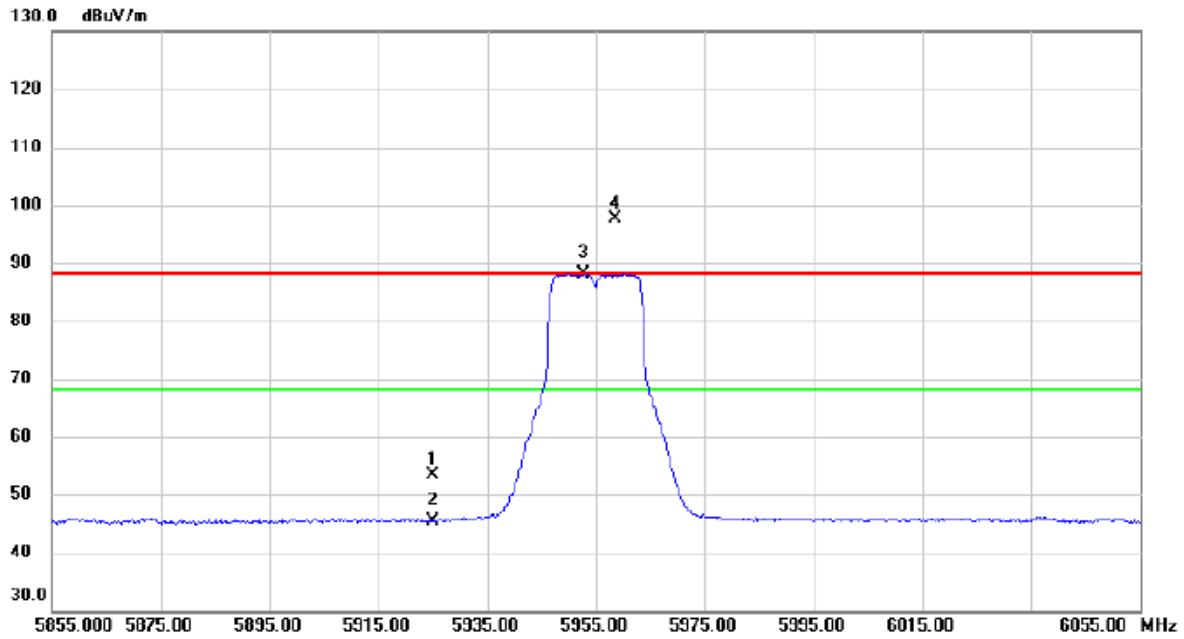
No.	Mk.	Freq. MHz	Reading Level dBuV	Correct Factor dB	Measure- ment dBuV/m	Limit dBuV/m	Margin dB	Detector	Comment
1	*	74.620	50.12	-17.23	32.89	40.00	-7.11	QP	
2		160.950	43.36	-12.39	30.97	43.50	-12.53	peak	
3		191.020	45.67	-14.98	30.69	43.50	-12.81	peak	
4		267.650	42.83	-12.26	30.57	46.00	-15.43	peak	
5		399.570	36.13	-8.78	27.35	46.00	-18.65	peak	
6		799.210	29.48	-0.70	28.78	46.00	-17.22	peak	

REMARKS:

- (1) Measurement Value = Reading Level + Correct Factor.
- (2) Margin Level = Measurement Value - Limit Value.

APPENDIX B - RADIATED EMISSION - ABOVE 1000 MHZ

Test Mode	UNII-5_TX A Mode 5955 MHz	Polarization	Vertical
-----------	---------------------------	--------------	----------

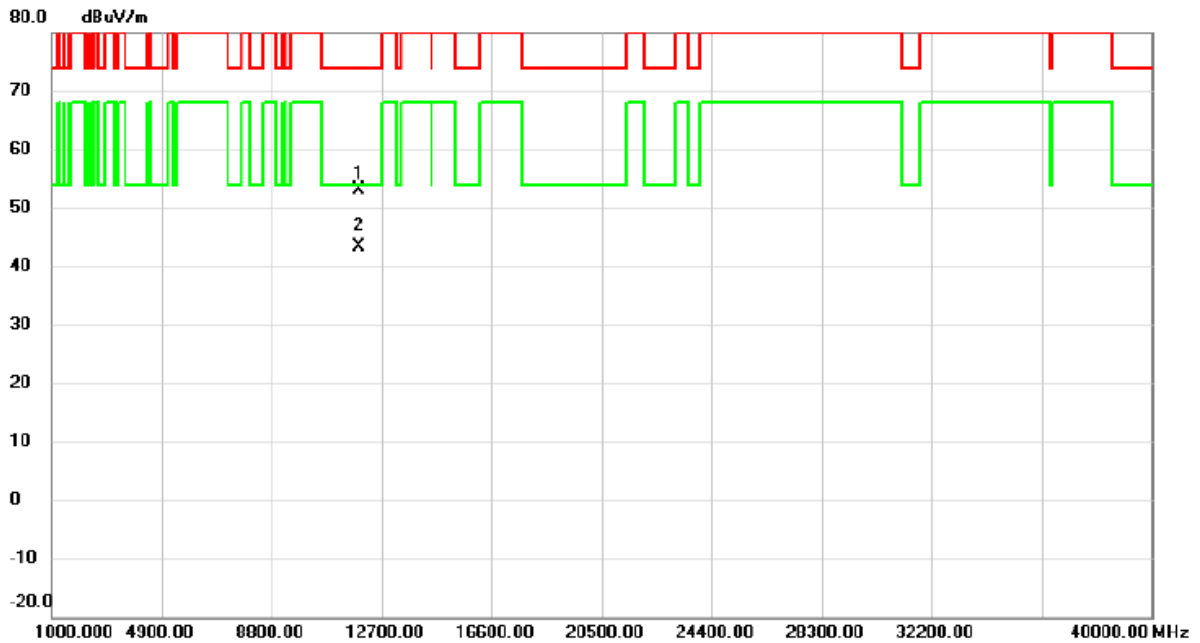


No.	Mk.	Freq. MHz	Reading Level dBuV	Correct Factor dB	Measure- ment dBuV/m	Limit dBuV/m	Margin dB	Detector	Comment
1		5925.000	36.48	16.91	53.39	88.20	-34.81	peak	
2		5925.000	28.53	16.91	45.44	68.20	-22.76	AVG	
3	*	5952.800	71.31	16.93	88.24	68.20	20.04	AVG	No Limit
4	X	5958.600	80.58	16.93	97.51	88.20	9.31	peak	No Limit

REMARKS:

- (1) Measurement Value = Reading Level + Correct Factor.
- (2) Margin Level = Measurement Value - Limit Value.

Test Mode	UNII-5_TX A Mode 5955 MHz	Polarization	Vertical
-----------	---------------------------	--------------	----------

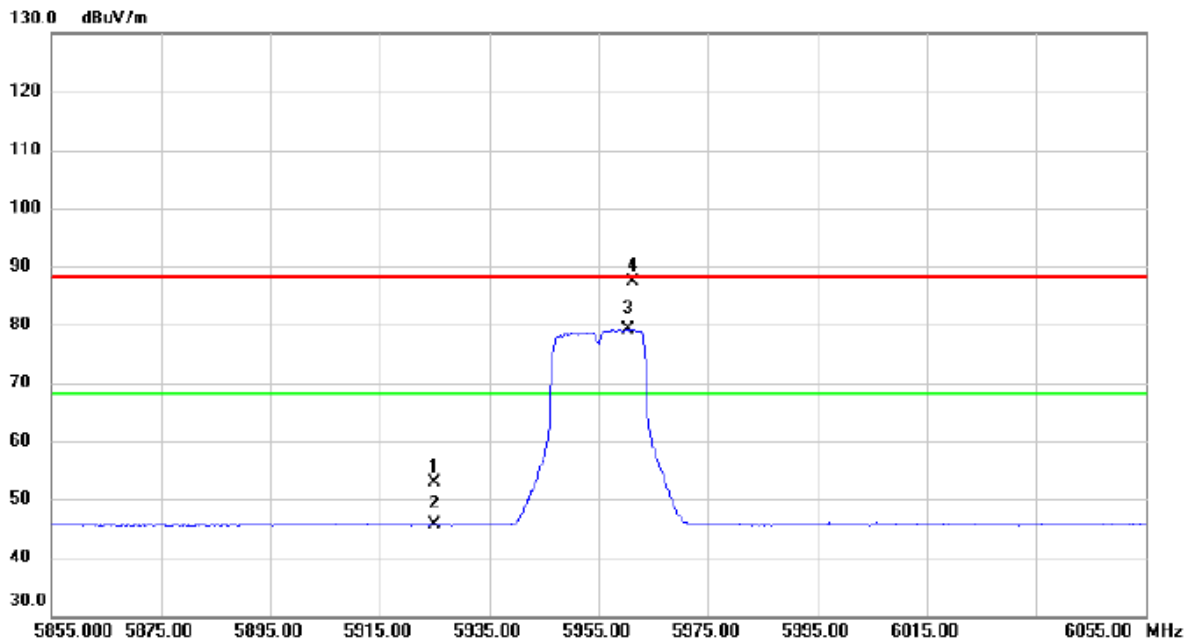


No.	Mk.	Freq. MHz	Reading Level dBuV	Correct Factor dB	Measure- ment dBuV/m	Limit dBuV/m	Margin dB	Detector	Comment
1		11907.010	38.22	15.00	53.22	74.00	-20.78	peak	
2	*	11914.260	28.26	15.00	43.26	54.00	-10.74	AVG	

REMARKS:

- (1) Measurement Value = Reading Level + Correct Factor.
- (2) Margin Level = Measurement Value - Limit Value.

Test Mode	UNII-5_TX A Mode 5955 MHz	Polarization	Horizontal
-----------	---------------------------	--------------	------------

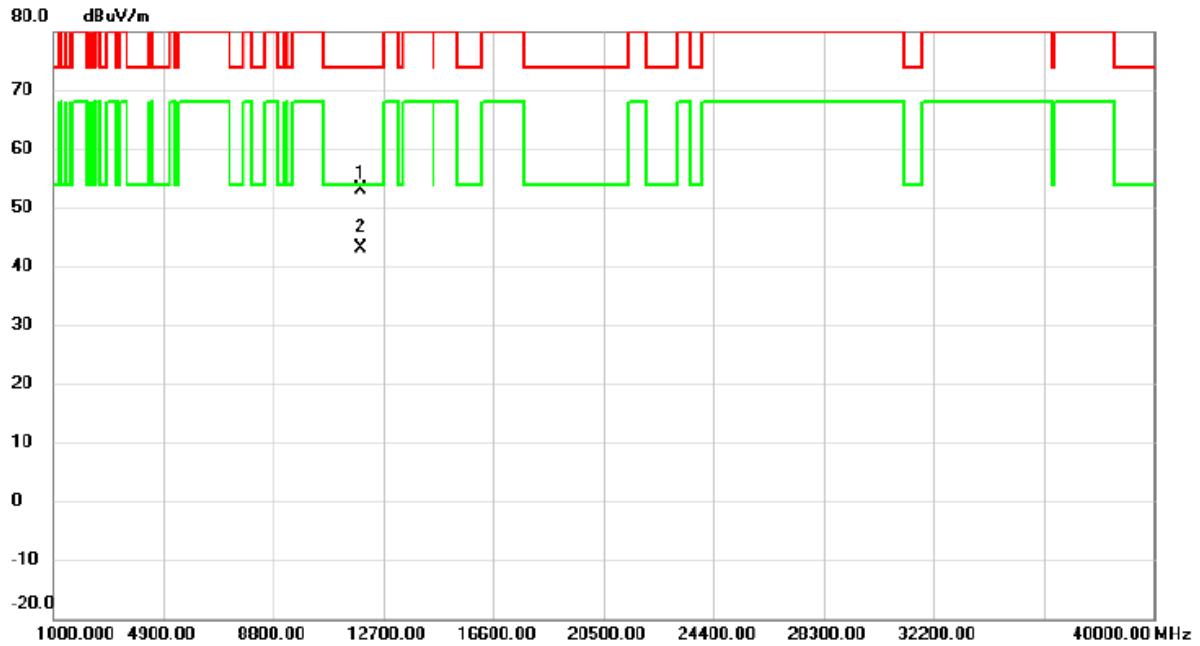


No.	Mk.	Freq. MHz	Reading Level dBuV	Correct Factor dB	Measure- ment dBuV/m	Limit dBuV/m	Margin dB	Detector	Comment
1		5925.000	35.89	16.91	52.80	88.20	-35.40	peak	
2		5925.000	28.63	16.91	45.54	68.20	-22.66	AVG	
3	*	5960.400	62.28	16.93	79.21	68.20	11.01	AVG	No Limit
4		5961.200	70.54	16.93	87.47	88.20	-0.73	peak	No Limit

REMARKS:

- (1) Measurement Value = Reading Level + Correct Factor.
- (2) Margin Level = Measurement Value - Limit Value.

Test Mode	UNII-5_TX A Mode 5955 MHz	Polarization	Horizontal
-----------	---------------------------	--------------	------------

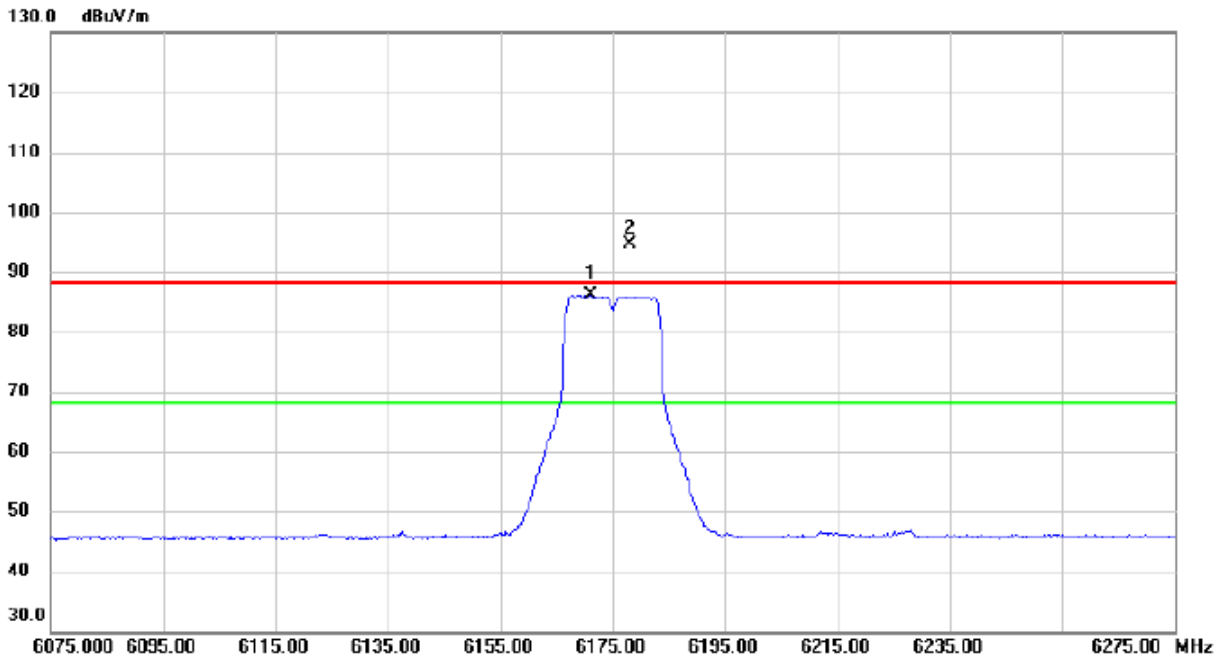


No.	Mk.	Freq. MHz	Reading Level dBuV	Correct Factor dB	Measure- ment dBuV/m	Limit dBuV/m	Margin dB	Detector	Comment
1		11908.970	38.01	15.00	53.01	74.00	-20.99	peak	
2	*	11912.360	28.11	15.00	43.11	54.00	-10.89	AVG	

REMARKS:

- (1) Measurement Value = Reading Level + Correct Factor.
- (2) Margin Level = Measurement Value - Limit Value.

Test Mode	UNII-5_TX A Mode 6175 MHz	Polarization	Vertical
-----------	---------------------------	--------------	----------

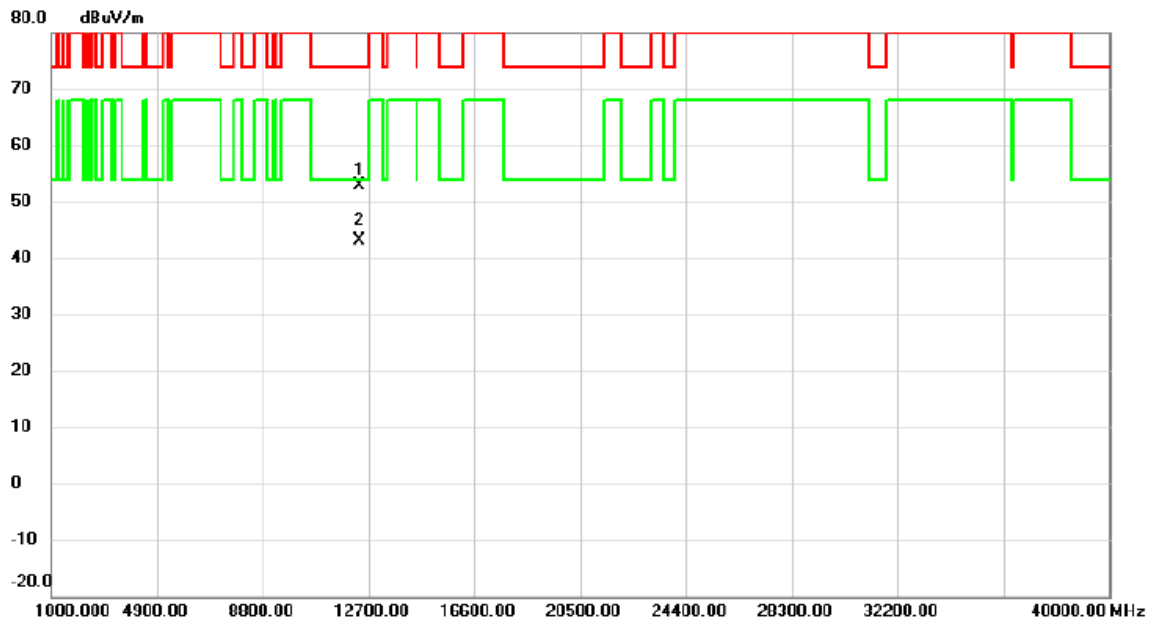


No.	Mk.	Freq. MHz	Reading Level dBuV	Correct Factor dB	Measure- ment dBuV/m	Limit dBuV/m	Margin dB	Detector	Comment
1	*	6171.000	68.87	17.29	86.16	68.20	17.96	AVG	No Limit
2	X	6178.000	77.37	17.29	94.66	88.20	6.46	peak	No Limit

REMARKS:

- (1) Measurement Value = Reading Level + Correct Factor.
- (2) Margin Level = Measurement Value - Limit Value.

Test Mode	UNII-5_TX A Mode 6175 MHz	Polarization	Vertical
-----------	---------------------------	--------------	----------

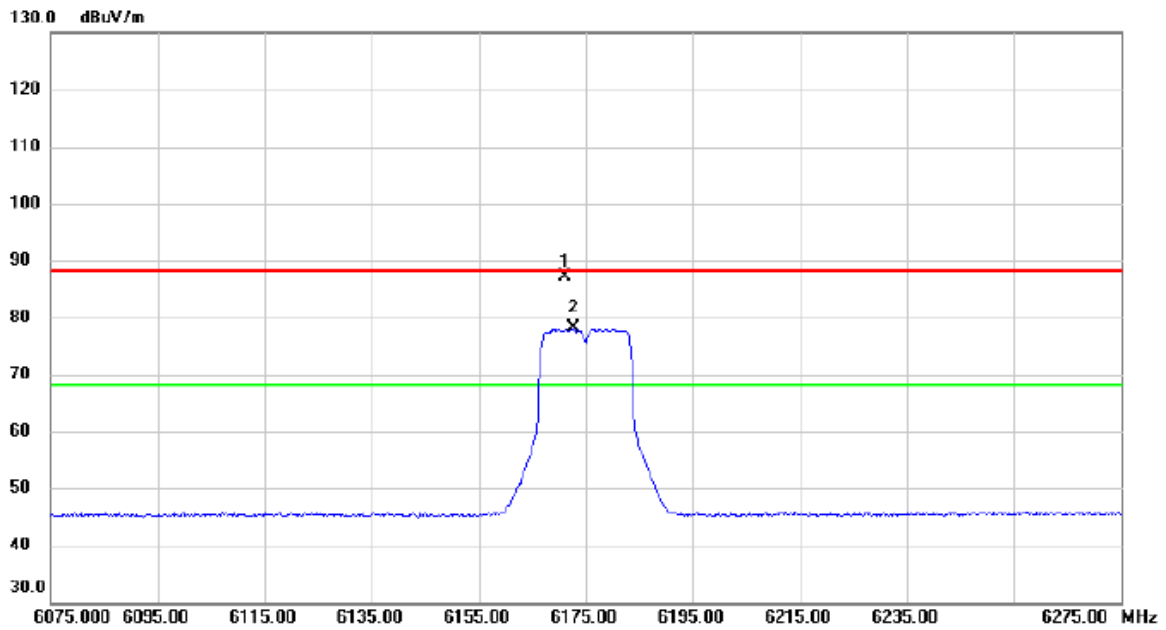


No.	Mk.	Freq.	Reading Level	Correct Factor	Measurement	Limit	Margin	Detector	Comment
		MHz	dBuV	dB	dBuV/m	dBuV/m	dB		
1		12348.380	37.19	15.79	52.98	74.00	-21.02	peak	
2	*	12348.510	27.34	15.79	43.13	54.00	-10.87	AVG	

REMARKS:

- (1) Measurement Value = Reading Level + Correct Factor.
- (2) Margin Level = Measurement Value - Limit Value.

Test Mode	UNII-5_TX A Mode 6175 MHz	Polarization	Horizontal
-----------	---------------------------	--------------	------------

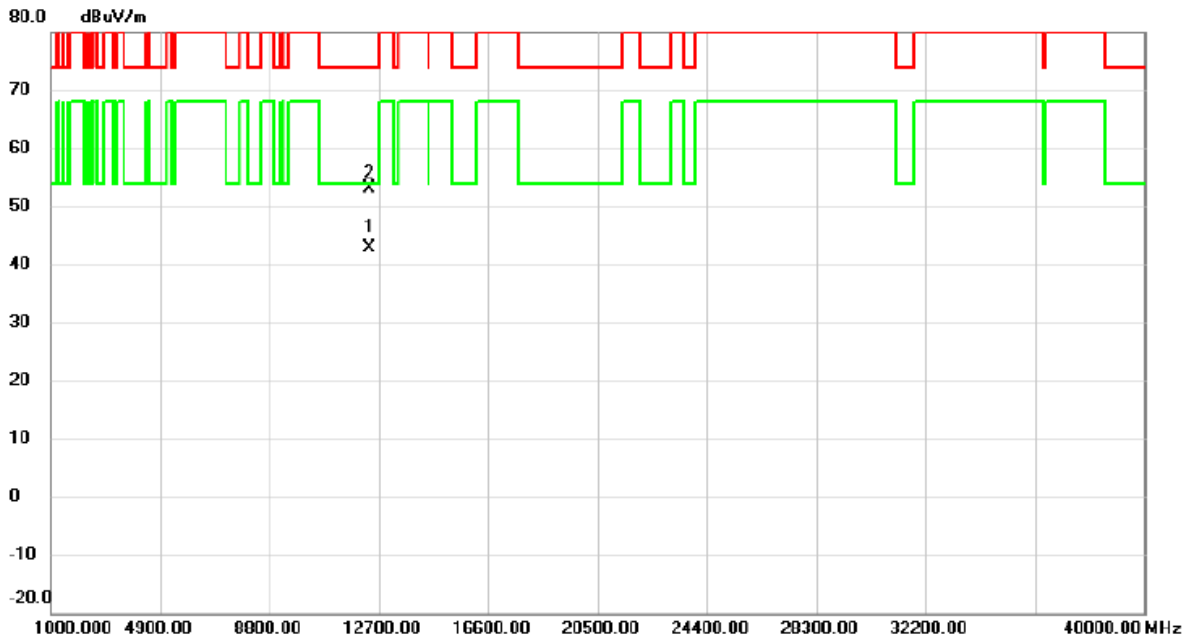


No.	Mk.	Freq.	Reading Level	Correct Factor	Measurement	Limit	Margin	Detector	Comment
		MHz	dBuV	dB	dBuV/m	dBuV/m	dB		
1		6171.000	69.82	17.29	87.11	88.20	-1.09	peak	No Limit
2	*	6172.600	60.73	17.29	78.02	68.20	9.82	AVG	No Limit

REMARKS:

- (1) Measurement Value = Reading Level + Correct Factor.
- (2) Margin Level = Measurement Value - Limit Value.

Test Mode	UNII-5_TX A Mode 6175 MHz	Polarization	Horizontal
-----------	---------------------------	--------------	------------

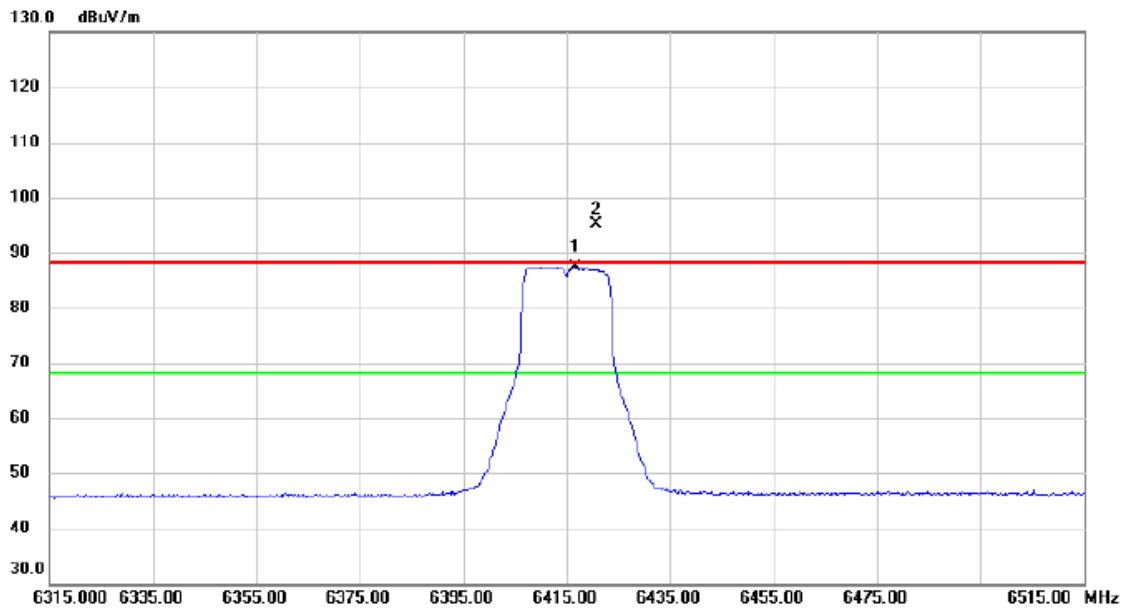


No.	Mk.	Freq. MHz	Reading Level dBuV	Correct Factor dB	Measure- ment dBuV/m	Limit dBuV/m	Margin dB	Detector	Comment
1	*	12352.760	27.16	15.81	42.97	54.00	-11.03	AVG	
2		12353.580	37.44	15.81	53.25	74.00	-20.75	peak	

REMARKS:

- (1) Measurement Value = Reading Level + Correct Factor.
- (2) Margin Level = Measurement Value - Limit Value.

Test Mode	UNII-5_TX A Mode 6415 MHz	Polarization	Vertical
-----------	---------------------------	--------------	----------

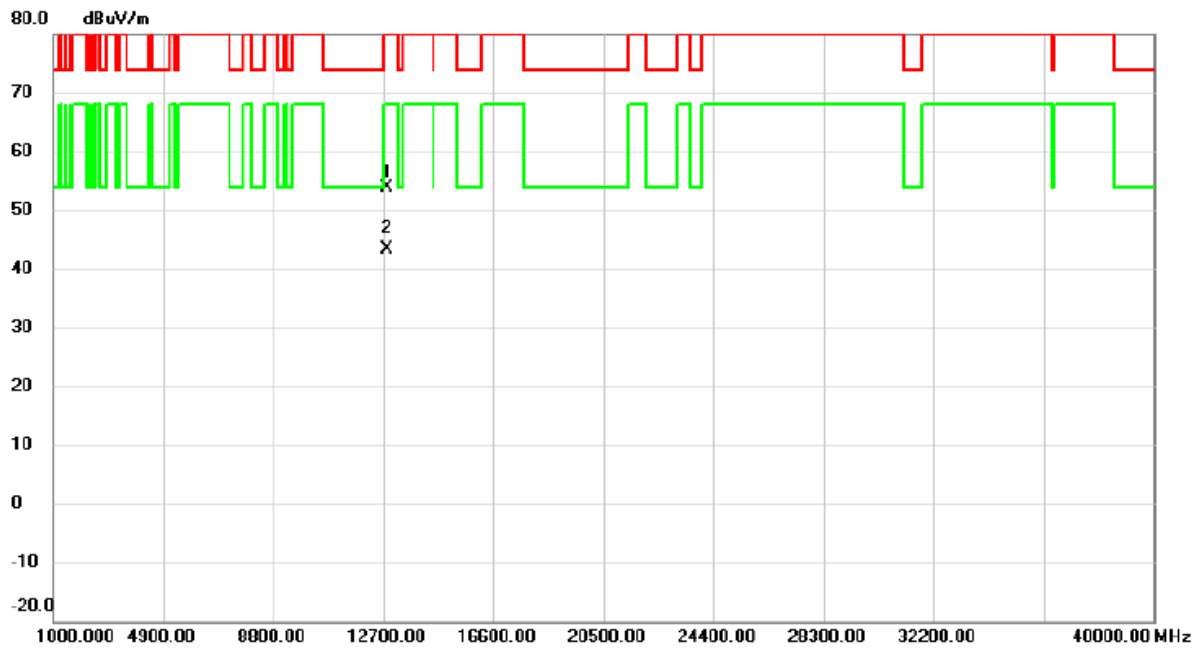


No. Mk.	Freq. MHz	Reading Level dBuV	Correct Factor dB	Measurement dBuV/m	Limit dBuV/m	Margin dB	Detector	Comment
1 *	6416.600	69.75	17.74	87.49	68.20	19.29	AVG	No Limit
2 X	6420.800	77.50	17.75	95.25	88.20	7.05	peak	No Limit

REMARKS:

- (1) Measurement Value = Reading Level + Correct Factor.
- (2) Margin Level = Measurement Value - Limit Value.

Test Mode	UNII-5_TX A Mode 6415 MHz	Polarization	Vertical
-----------	---------------------------	--------------	----------

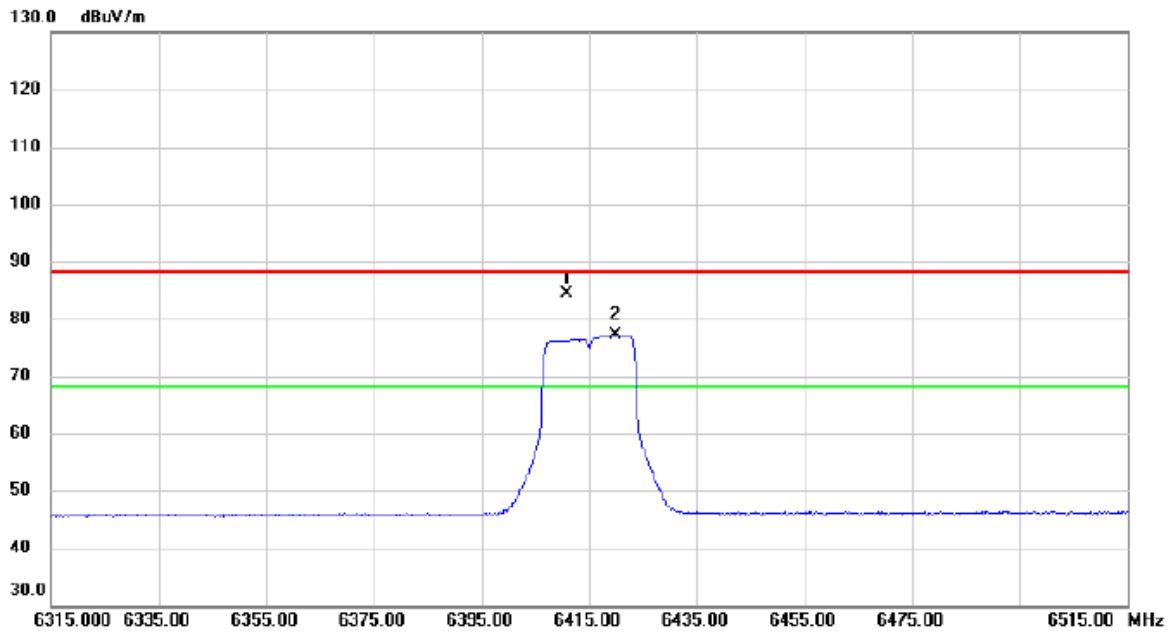


No.	Mk.	Freq. MHz	Reading Level dBuV	Correct Factor dB	Measure- ment dBuV/m	Limit dBuV/m	Margin dB	Detector	Comment
1		12829.010	37.33	16.45	53.78	88.20	-34.42	peak	
2	*	12834.940	26.81	16.45	43.26	68.20	-24.94	AVG	

REMARKS:

- (1) Measurement Value = Reading Level + Correct Factor.
- (2) Margin Level = Measurement Value - Limit Value.

Test Mode	UNII-5_TX A Mode 6415 MHz	Polarization	Horizontal
-----------	---------------------------	--------------	------------

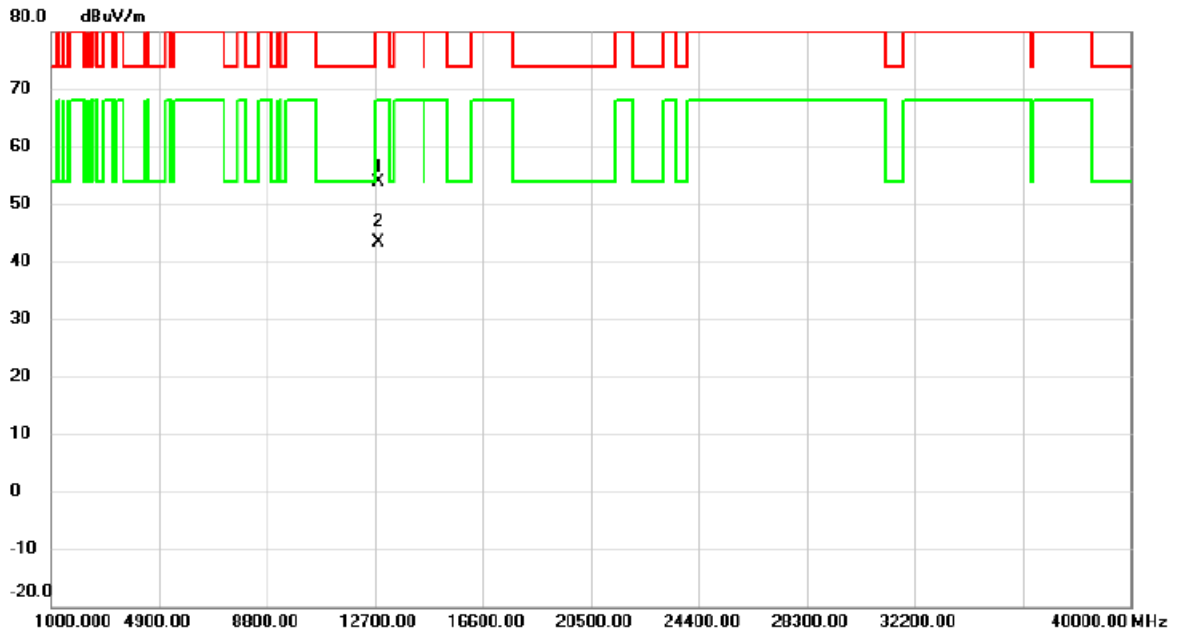


No.	Mk.	Freq. MHz	Reading Level dBuV	Correct Factor dB	Measure- ment dBuV/m	Limit dBuV/m	Margin dB	Detector	Comment
1		6410.800	66.74	17.73	84.47	88.20	-3.73	peak	No Limit
2	*	6420.000	59.50	17.75	77.25	68.20	9.05	AVG	No Limit

REMARKS:

- (1) Measurement Value = Reading Level + Correct Factor.
- (2) Margin Level = Measurement Value - Limit Value.

Test Mode	UNII-5_TX A Mode 6415 MHz	Polarization	Horizontal
-----------	---------------------------	--------------	------------

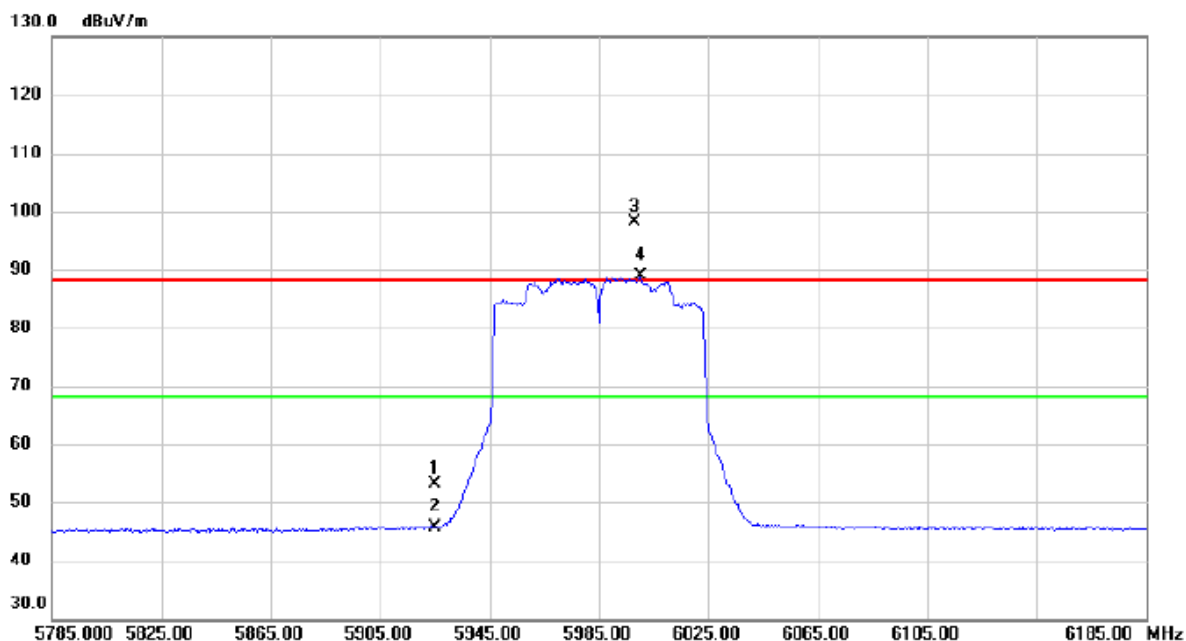


No.	Mk.	Freq. MHz	Reading Level dBuV	Correct Factor dB	Measure- ment dBuV/m	Limit dBuV/m	Margin dB	Detector	Comment
1		12830.000	37.36	16.45	53.81	88.20	-34.39	peak	
2	*	12832.480	26.88	16.45	43.33	68.20	-24.87	AVG	

REMARKS:

- (1) Measurement Value = Reading Level + Correct Factor.
- (2) Margin Level = Measurement Value - Limit Value.

Test Mode	UNII-5_TX AC(VHT80) Mode 5985 MHz	Polarization	Vertical
-----------	-----------------------------------	--------------	----------

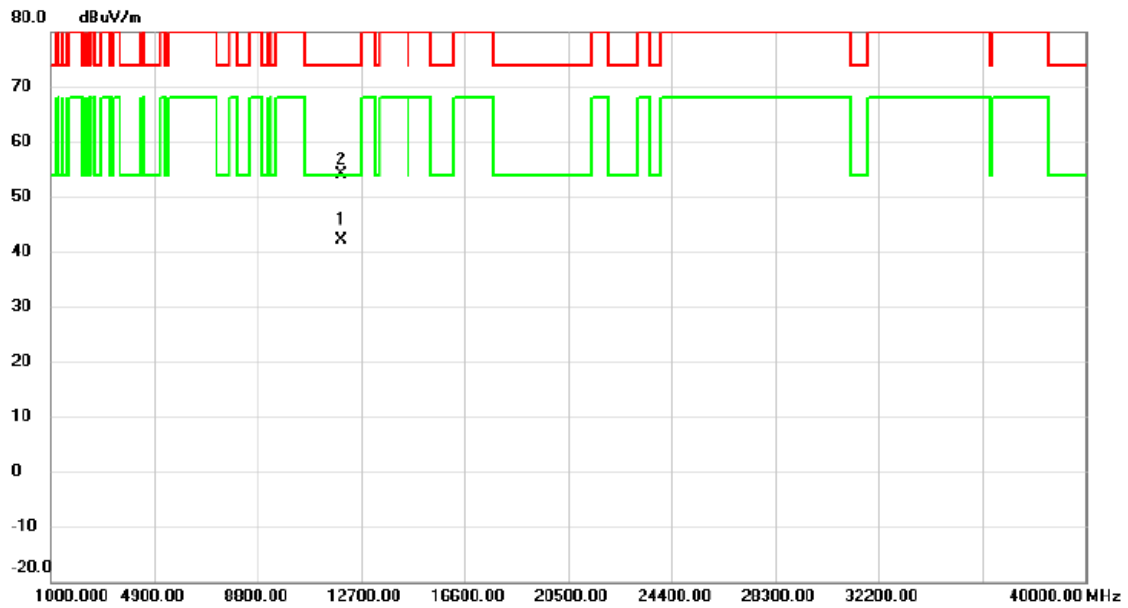


No.	Mk.	Freq. MHz	Reading Level dBuV	Correct Factor dB	Measure- ment dBuV/m	Limit dBuV/m	Margin dB	Detector	Comment
1		5925.000	36.18	16.91	53.09	88.20	-35.11	peak	
2		5925.000	28.79	16.91	45.70	68.20	-22.50	AVG	
3	X	5997.800	81.29	16.96	98.25	88.20	10.05	peak	No Limit
4	*	6000.200	71.83	16.96	88.79	68.20	20.59	AVG	No Limit

REMARKS:

- (1) Measurement Value = Reading Level + Correct Factor.
- (2) Margin Level = Measurement Value - Limit Value.

Test Mode	UNII-5_TX AC(VHT80) Mode 5985 MHz	Polarization	Vertical
-----------	-----------------------------------	--------------	----------

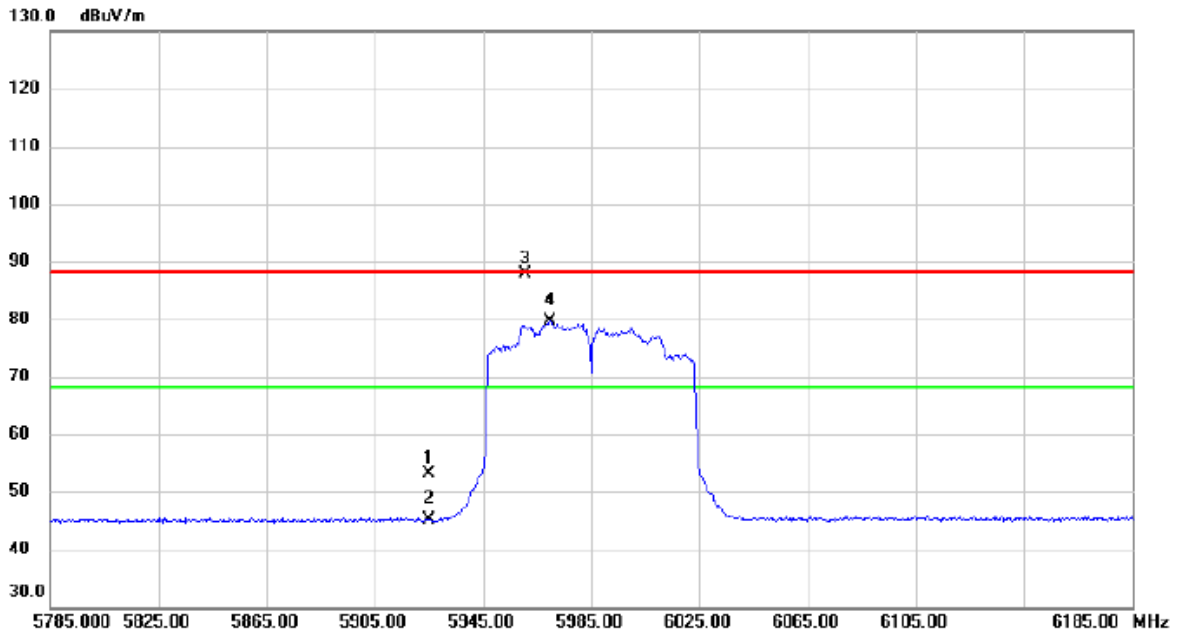


No. Mk.	Freq. MHz	Reading Level dBuV	Correct Factor dB	Measurement dBuV/m	Limit dBuV/m	Margin dB	Detector	Comment
1 *	11969.350	27.17	15.05	42.22	54.00	-11.78	AVG	
2	11969.940	39.12	15.05	54.17	74.00	-19.83	peak	

REMARKS:

- (1) Measurement Value = Reading Level + Correct Factor.
- (2) Margin Level = Measurement Value - Limit Value.

Test Mode	UNII-5_TX AC(VHT80) Mode 5985 MHz	Polarization	Horizontal
-----------	-----------------------------------	--------------	------------



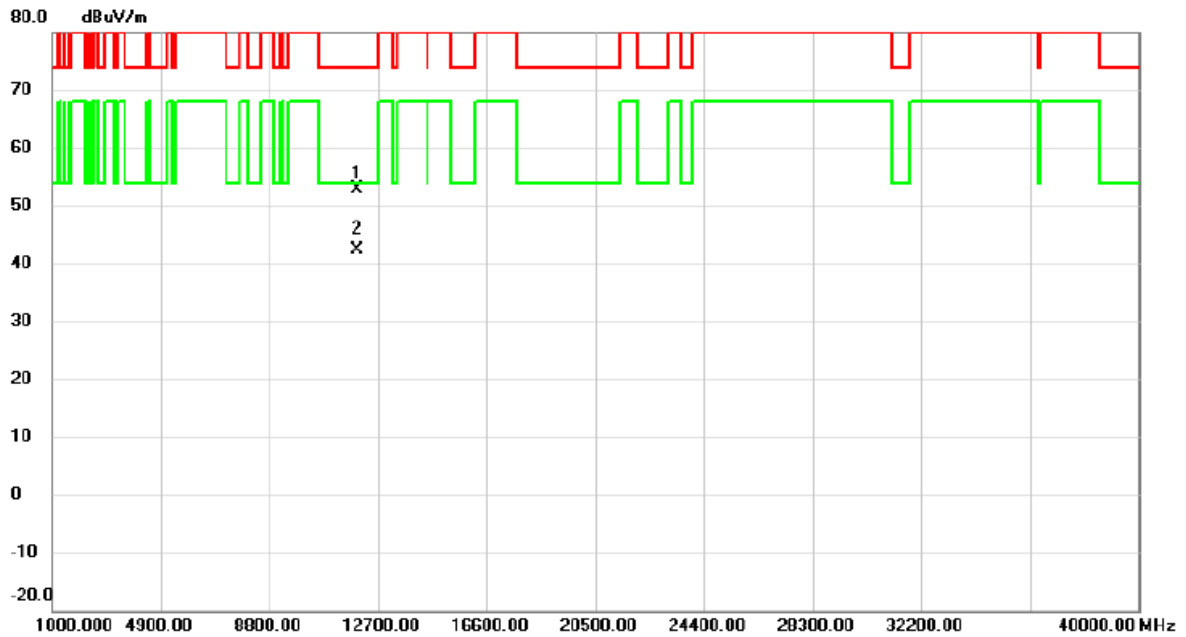
No.	Mk.	Freq. MHz	Reading Level dBuV	Correct Factor dB	Measure- ment dBuV/m	Limit dBuV/m	Margin dB	Detector	Comment
1		5925.000	36.18	16.91	53.09	88.20	-35.11	peak	
2		5925.000	28.18	16.91	45.09	68.20	-23.11	AVG	
3		5960.600	70.94	16.93	87.87	88.20	-0.33	peak	No Limit
4	*	5969.800	62.59	16.94	79.53	68.20	11.33	AVG	No Limit

REMARKS:

(1) Measurement Value = Reading Level + Correct Factor.

(2) Margin Level = Measurement Value - Limit Value.

Test Mode	UNII-5_TX AC(VHT80) Mode 5985 MHz	Polarization	Horizontal
-----------	-----------------------------------	--------------	------------

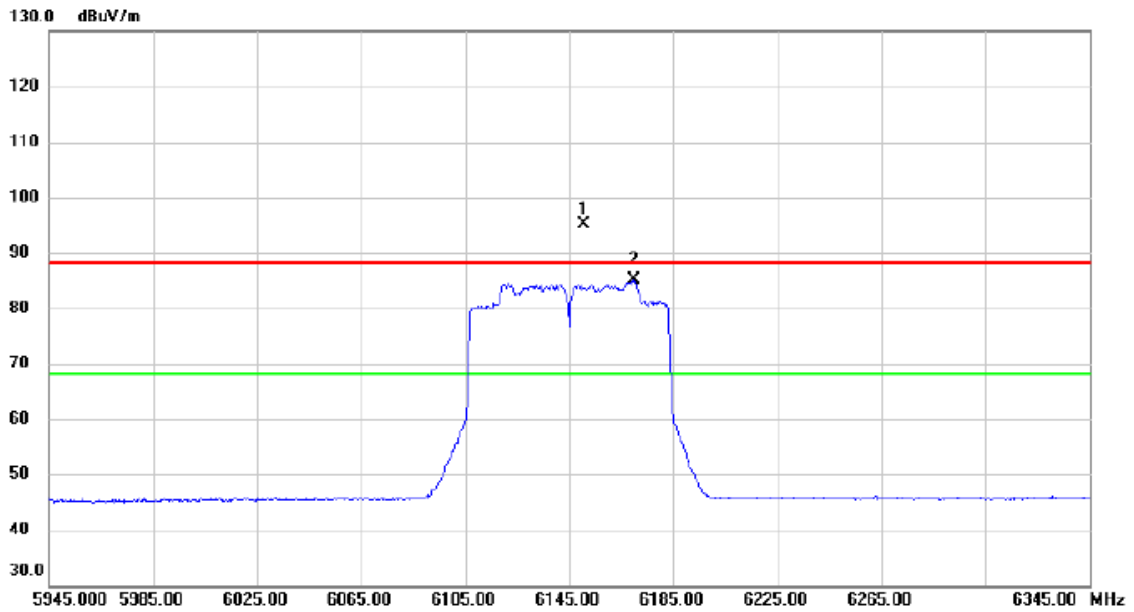


No. Mk.	Freq. MHz	Reading Level dBuV	Correct Factor dB	Measure- ment dBuV/m	Limit dBuV/m	Margin dB	Detector	Comment
1	11970.390	37.78	15.05	52.83	74.00	-21.17	peak	
2 *	11971.310	27.26	15.05	42.31	54.00	-11.69	AVG	

REMARKS:

- (1) Measurement Value = Reading Level + Correct Factor.
- (2) Margin Level = Measurement Value - Limit Value.

Test Mode	UNII-5_TX AC(VHT80) Mode 6145 MHz	Polarization	Vertical
-----------	-----------------------------------	--------------	----------

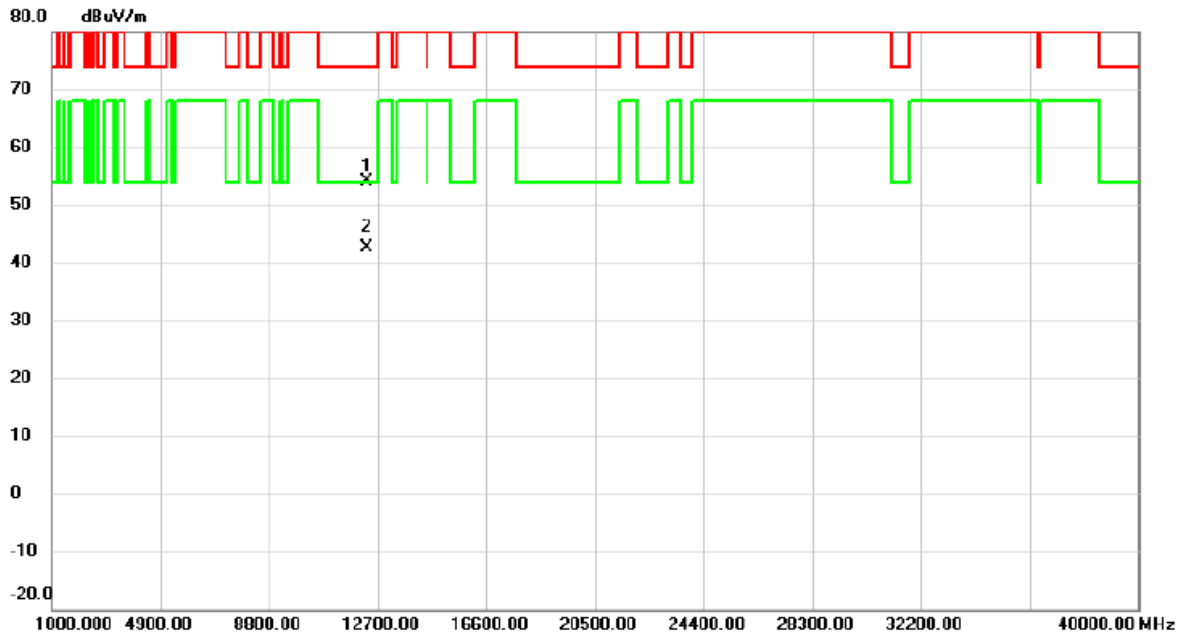


No.	Mk.	Freq. MHz	Reading Level dBuV	Correct Factor dB	Measure- ment dBuV/m	Limit dBuV/m	Margin dB	Detector	Comment
1	X	6150.600	77.76	17.25	95.01	88.20	6.81	peak	No Limit
2	*	6169.800	67.83	17.29	85.12	68.20	16.92	AVG	No Limit

REMARKS:

- (1) Measurement Value = Reading Level + Correct Factor.
- (2) Margin Level = Measurement Value - Limit Value.

Test Mode	UNII-5_TX AC(VHT80) Mode 6145 MHz	Polarization	Vertical
-----------	-----------------------------------	--------------	----------

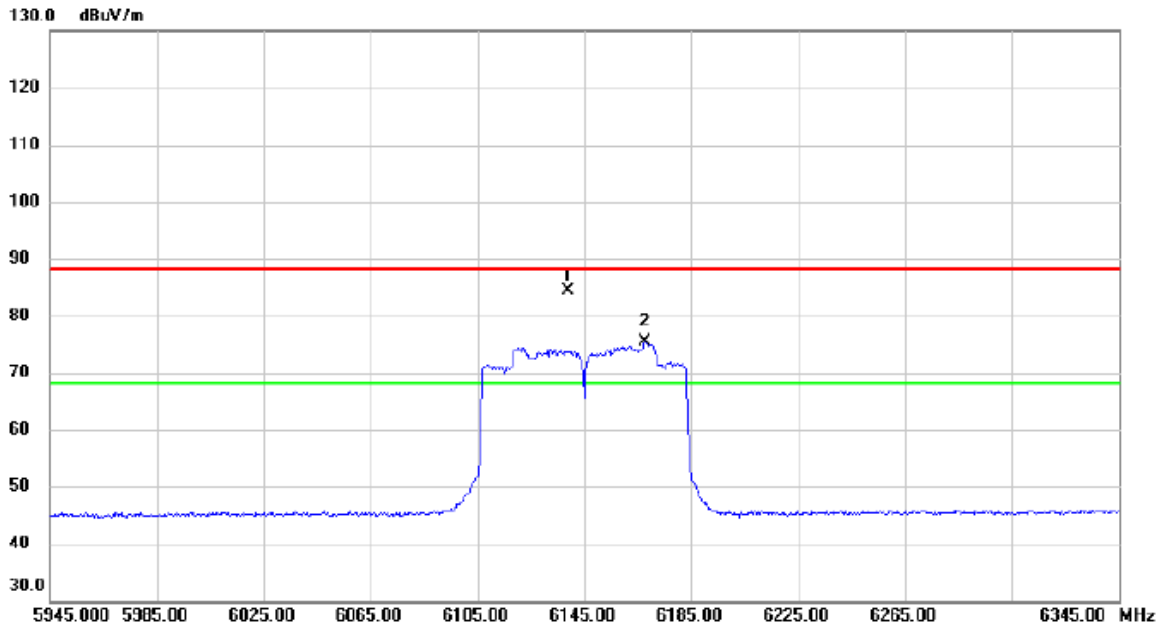


No.	Mk.	Freq. MHz	Reading Level dBuV	Correct Factor dB	Measure- ment dBuV/m	Limit dBuV/m	Margin dB	Detector	Comment
1		12289.985	38.41	15.67	54.08	74.00	-19.92	peak	
2	*	12291.800	26.85	15.68	42.53	54.00	-11.47	AVG	

REMARKS:

- (1) Measurement Value = Reading Level + Correct Factor.
- (2) Margin Level = Measurement Value - Limit Value.

Test Mode	UNII-5_TX AC(VHT80) Mode 6145 MHz	Polarization	Horizontal
-----------	-----------------------------------	--------------	------------

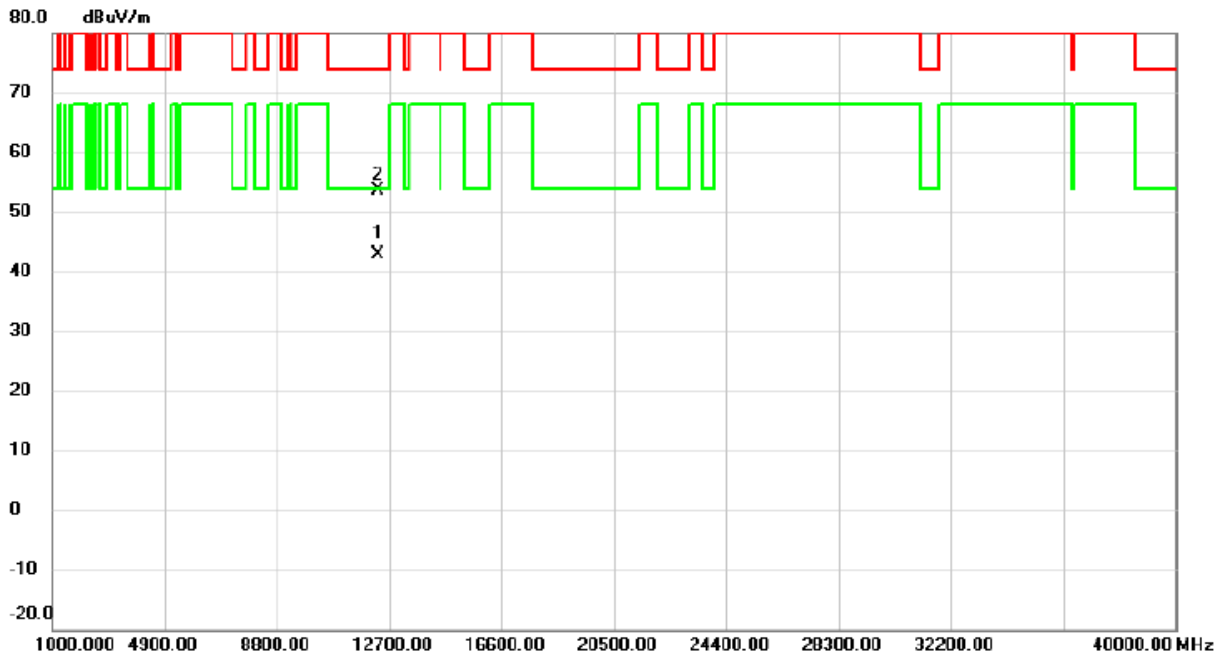


No.	Mk.	Freq. MHz	Reading Level dBuV	Correct Factor dB	Measure- ment dBuV/m	Limit dBuV/m	Margin dB	Detector	Comment
1		6139.000	67.09	17.22	84.31	88.20	-3.89	peak	No Limit
2	*	6167.800	58.00	17.27	75.27	68.20	7.07	AVG	No Limit

REMARKS:

- (1) Measurement Value = Reading Level + Correct Factor.
- (2) Margin Level = Measurement Value - Limit Value.

Test Mode	UNII-5_TX AC(VHT80) Mode 6145 MHz	Polarization	Horizontal
-----------	-----------------------------------	--------------	------------

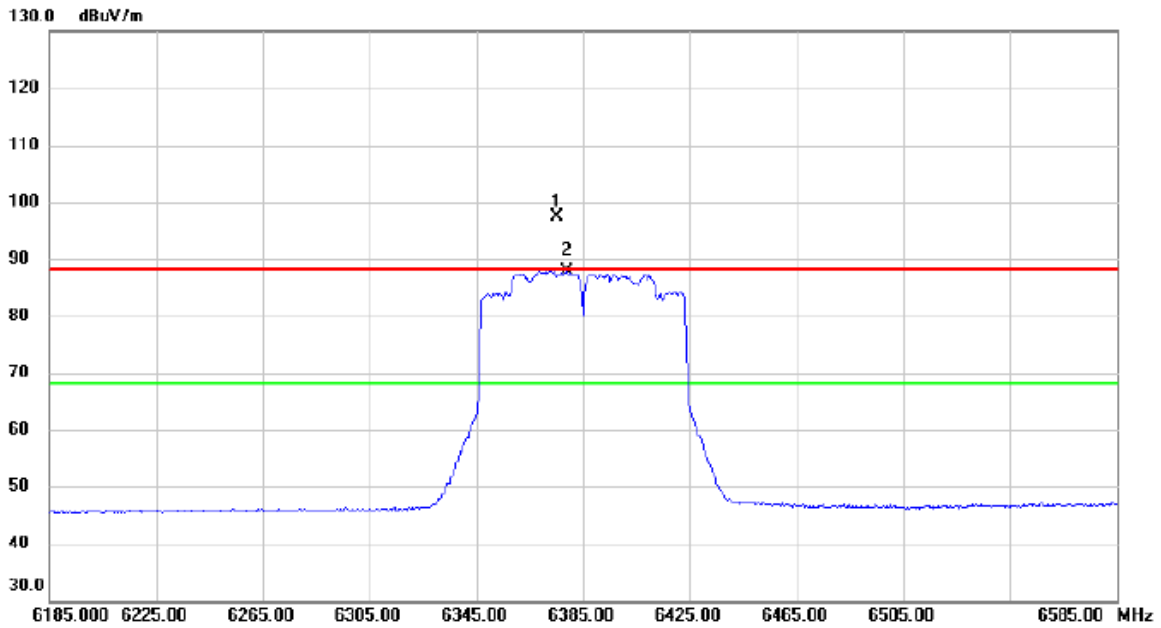


No.	Mk.	Freq. MHz	Reading Level dBuV	Correct Factor dB	Measure- ment dBuV/m	Limit dBuV/m	Margin dB	Detector	Comment
1	*	12288.710	27.19	15.67	42.86	54.00	-11.14	AVG	
2		12291.190	38.02	15.67	53.69	74.00	-20.31	peak	

REMARKS:

- (1) Measurement Value = Reading Level + Correct Factor.
- (2) Margin Level = Measurement Value - Limit Value.

Test Mode	UNII-5_TX AC(VHT80) Mode 6385 MHz	Polarization	Vertical
-----------	-----------------------------------	--------------	----------

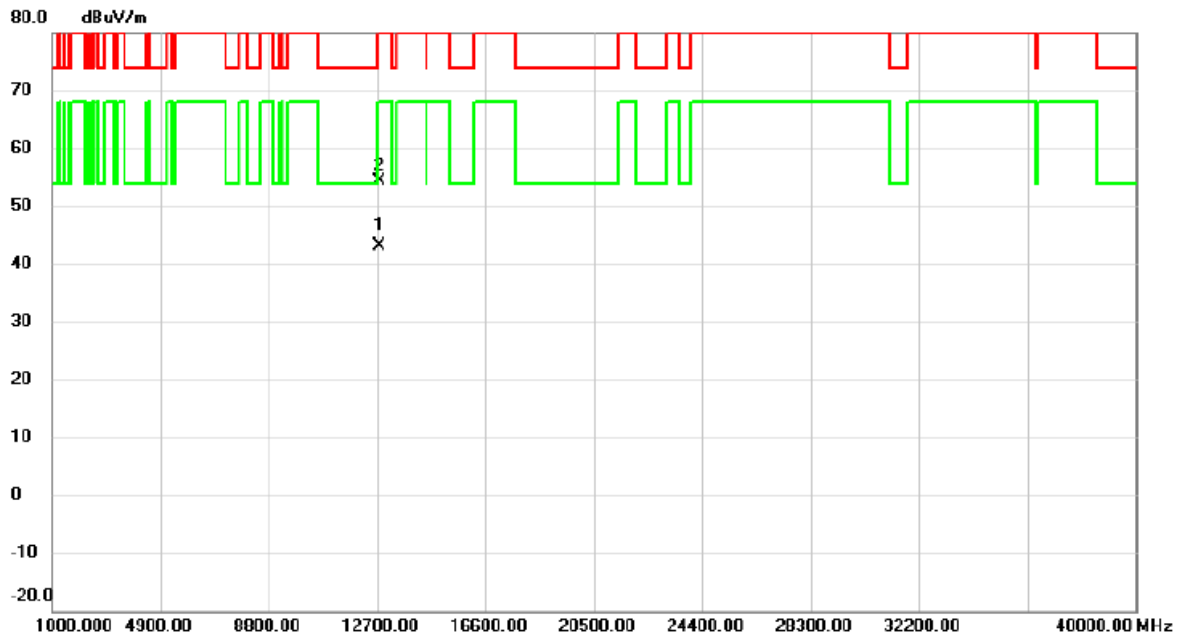


No. Mk.	Freq. MHz	Reading Level dBuV	Correct Factor dB	Measurement dBuV/m	Limit dBuV/m	Margin dB	Detector	Comment
1 X	6375.400	79.77	17.67	97.44	88.20	9.24	peak	No Limit
2 *	6379.000	70.31	17.67	87.98	68.20	19.78	AVG	No Limit

REMARKS:

- (1) Measurement Value = Reading Level + Correct Factor.
- (2) Margin Level = Measurement Value - Limit Value.

Test Mode	UNII-5_TX AC(VHT80) Mode 6385 MHz	Polarization	Vertical
-----------	-----------------------------------	--------------	----------

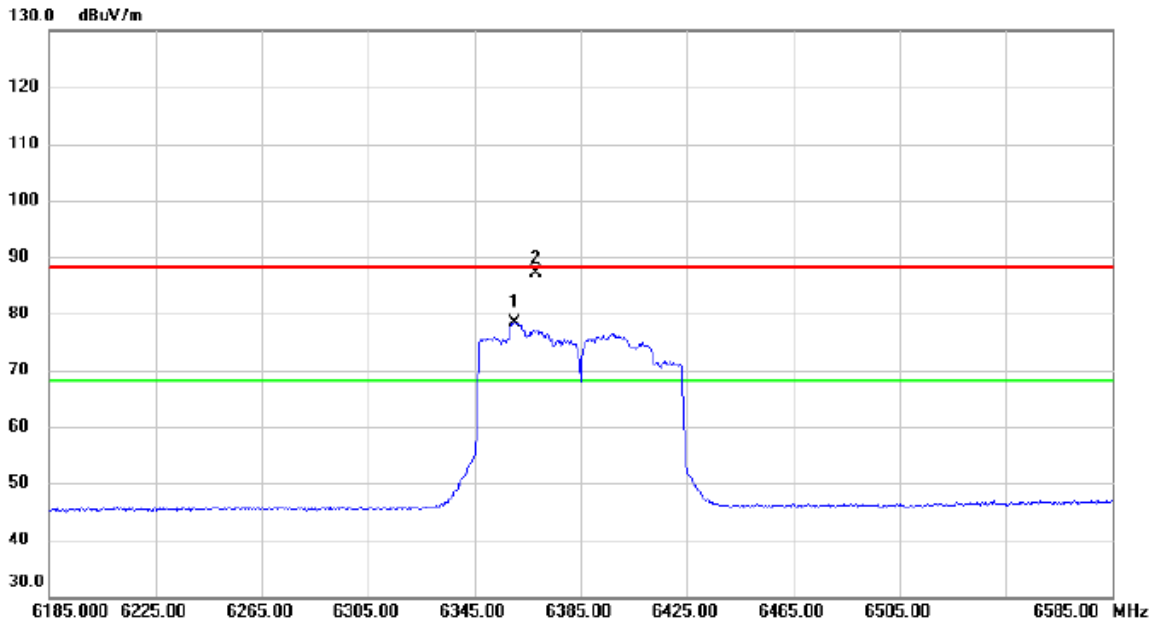


No. Mk.	Freq. MHz	Reading Level dBuV	Correct Factor dB	Measurement dBuV/m	Limit dBuV/m	Margin dB	Detector	Comment
1 *	12770.580	26.84	16.39	43.23	68.20	-24.97	AVG	
2	12772.240	38.00	16.39	54.39	88.20	-33.81	peak	

REMARKS:

- (1) Measurement Value = Reading Level + Correct Factor.
- (2) Margin Level = Measurement Value - Limit Value.

Test Mode	UNII-5_TX AC(VHT80) Mode 6385 MHz	Polarization	Horizontal
-----------	-----------------------------------	--------------	------------

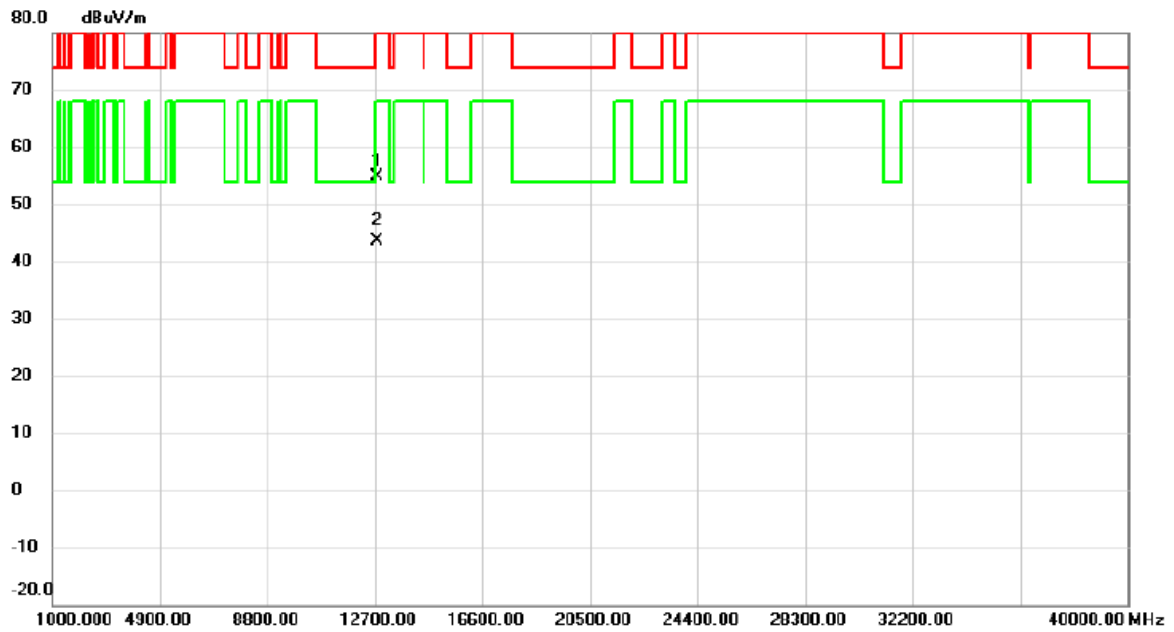


No. Mk.	Freq. MHz	Reading Level dBuV	Correct Factor dB	Measurement dBuV/m	Limit dBuV/m	Margin dB	Detector	Comment
1 *	6360.200	60.66	17.64	78.30	68.20	10.10	AVG	No Limit
2	6368.200	69.58	17.65	87.23	88.20	-0.97	peak	No Limit

REMARKS:

- (1) Measurement Value = Reading Level + Correct Factor.
- (2) Margin Level = Measurement Value - Limit Value.

Test Mode	UNII-5_TX AC(VHT80) Mode 6385 MHz	Polarization	Horizontal
-----------	-----------------------------------	--------------	------------

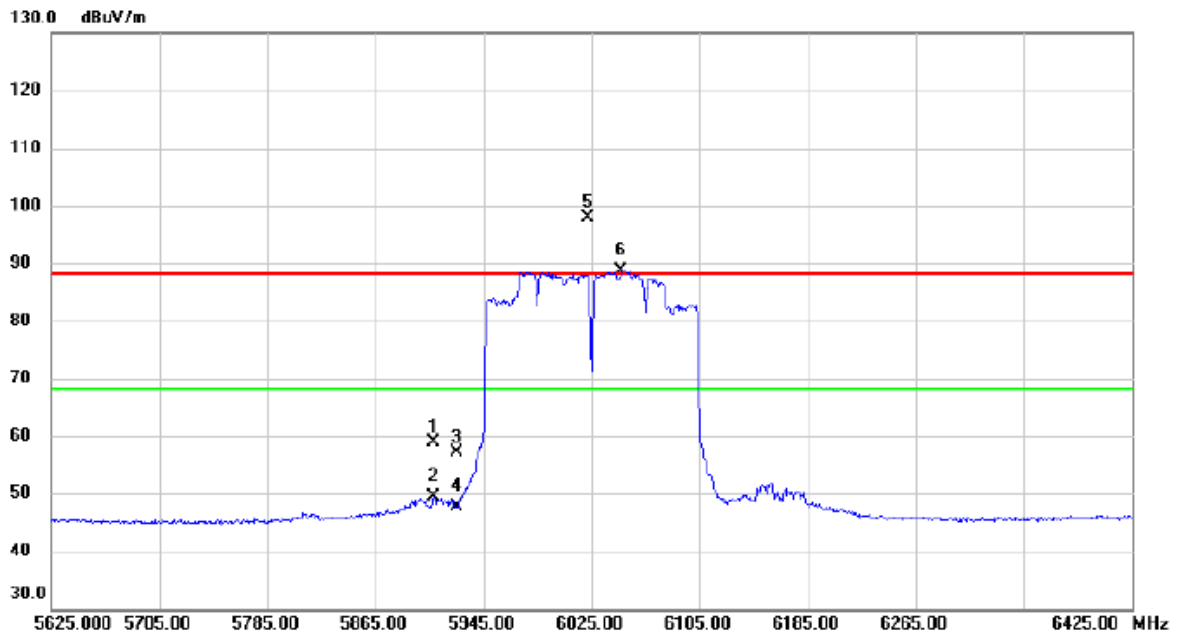


No. Mk.	Freq. MHz	Reading Level dBuV	Correct Factor dB	Measurement dBuV/m	Limit dBuV/m	Margin dB	Detector	Comment
1	12771.680	38.37	16.39	54.76	88.20	-33.44	peak	
2 *	12772.390	27.13	16.39	43.52	68.20	-24.68	AVG	

REMARKS:

- (1) Measurement Value = Reading Level + Correct Factor.
- (2) Margin Level = Measurement Value - Limit Value.

Test Mode	UNII-5_TX AC(VHT160) Mode 6025 MHz	Polarization	Vertical
-----------	------------------------------------	--------------	----------

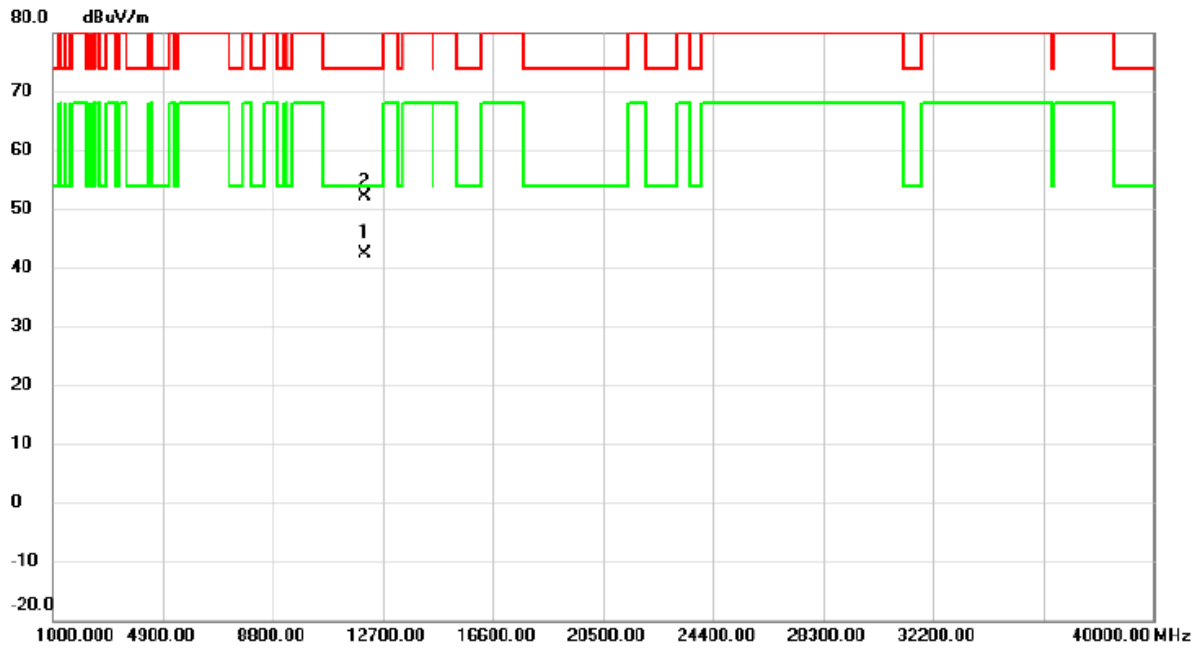


No.	Mk.	Freq. MHz	Reading Level dBuV	Correct Factor dB	Measure- ment dBuV/m	Limit dBuV/m	Margin dB	Detector	Comment
1		5908.200	42.03	16.90	58.93	88.20	-29.27	peak	
2		5908.200	32.48	16.90	49.38	68.20	-18.82	AVG	
3		5925.000	40.11	16.91	57.02	88.20	-31.18	peak	
4		5925.000	30.68	16.91	47.59	68.20	-20.61	AVG	
5	X	6021.800	80.92	17.00	97.92	88.20	9.72	peak	No Limit
6	*	6047.400	71.63	17.05	88.68	68.20	20.48	AVG	No Limit

REMARKS:

- (1) Measurement Value = Reading Level + Correct Factor.
- (2) Margin Level = Measurement Value - Limit Value.

Test Mode	UNII-5_TX AC(VHT160) Mode 6025 MHz	Polarization	Vertical
-----------	------------------------------------	--------------	----------

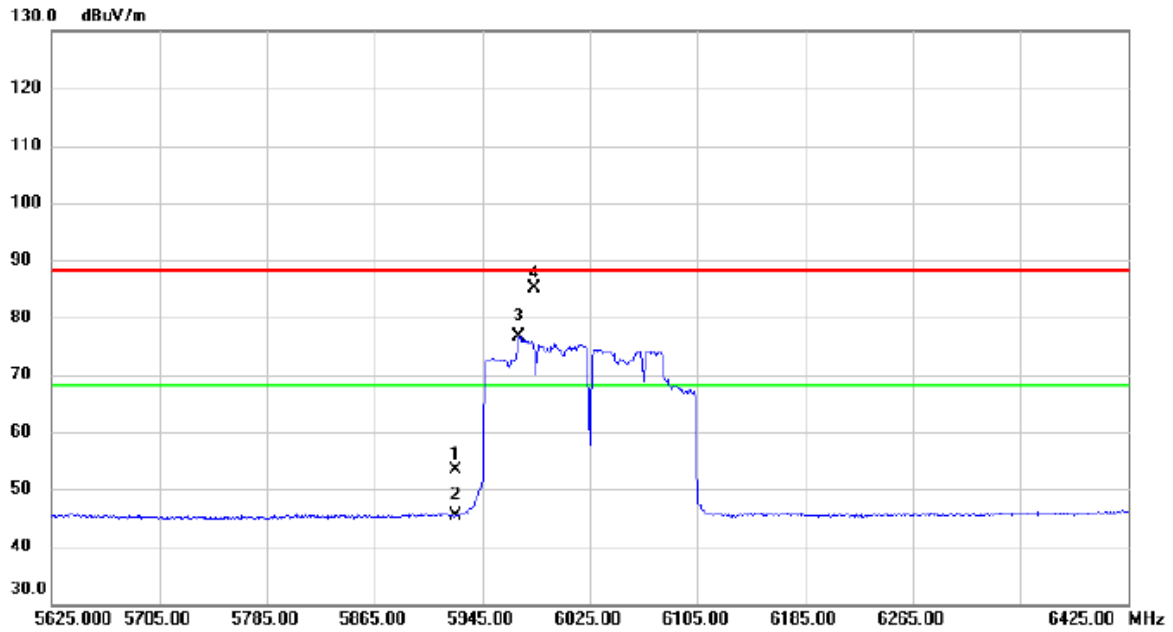


No.	Mk.	Freq. MHz	Reading Level dBuV	Correct Factor dB	Measure- ment dBuV/m	Limit dBuV/m	Margin dB	Detector	Comment
1	*	12045.000	27.20	15.17	42.37	54.00	-11.63	AVG	
2		12046.070	36.95	15.17	52.12	74.00	-21.88	peak	

REMARKS:

- (1) Measurement Value = Reading Level + Correct Factor.
- (2) Margin Level = Measurement Value - Limit Value.

Test Mode	UNII-5_TX AC(VHT160) Mode 6025 MHz	Polarization	Horizontal
-----------	------------------------------------	--------------	------------

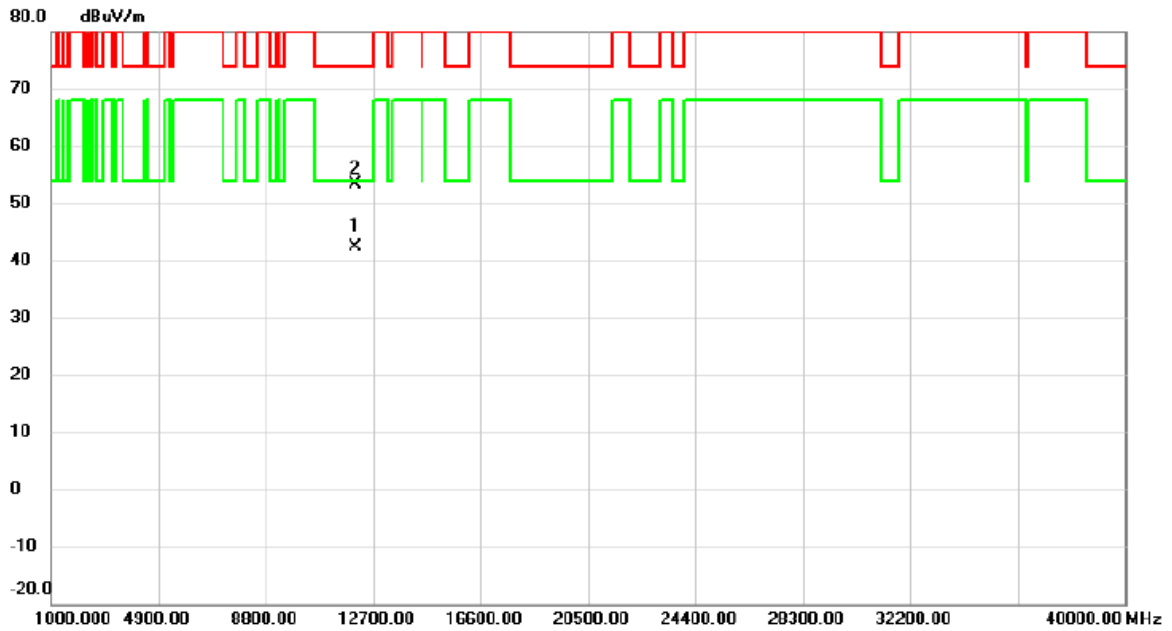


No. Mk.	Freq. MHz	Reading Level dBuV	Correct Factor dB	Measure- ment dBuV/m	Limit dBuV/m	Margin dB	Detector	Comment
1	5925.000	36.46	16.91	53.37	88.20	-34.83	peak	
2	5925.000	28.43	16.91	45.34	68.20	-22.86	AVG	
3 *	5972.200	59.59	16.95	76.54	68.20	8.34	AVG	No Limit
4	5984.200	68.10	16.95	85.05	88.20	-3.15	peak	No Limit

REMARKS:

- (1) Measurement Value = Reading Level + Correct Factor.
- (2) Margin Level = Measurement Value - Limit Value.

Test Mode	UNII-5_TX AC(VHT160) Mode 6025 MHz	Polarization	Horizontal
-----------	------------------------------------	--------------	------------

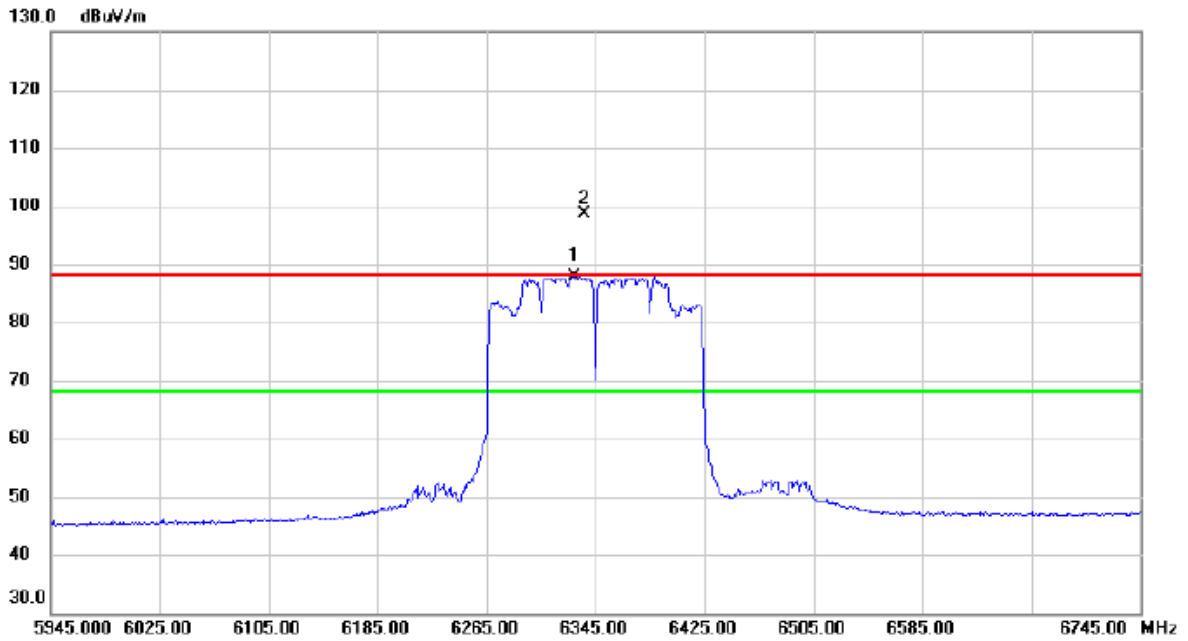


No. Mk.	Freq. MHz	Reading Level dBuV	Correct Factor dB	Measurement dBuV/m	Limit dBuV/m	Margin dB	Detector	Comment
1 *	12045.010	27.23	15.17	42.40	54.00	-11.60	AVG	
2	12049.870	38.32	15.17	53.49	74.00	-20.51	peak	

REMARKS:

- (1) Measurement Value = Reading Level + Correct Factor.
- (2) Margin Level = Measurement Value - Limit Value.

Test Mode	UNII-5_TX AC(VHT160) Mode 6345 MHz	Polarization	Vertical
-----------	------------------------------------	--------------	----------

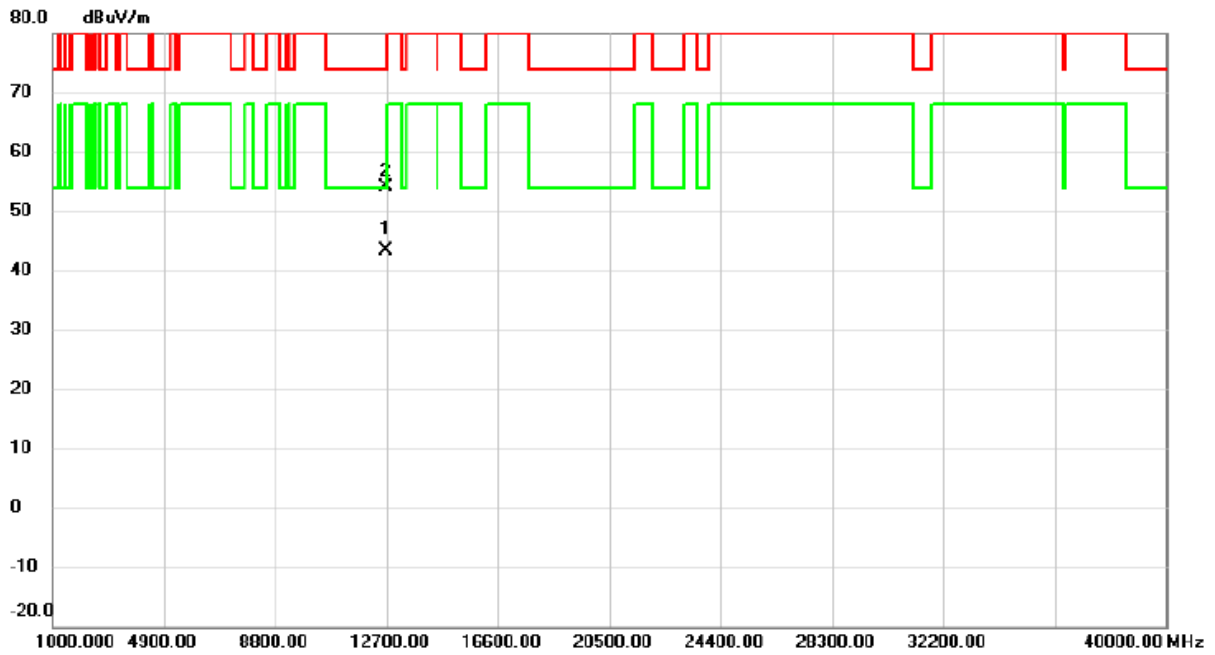


No.	Mk.	Freq. MHz	Reading Level dBuV	Correct Factor dB	Measure- ment dBuV/m	Limit dBuV/m	Margin dB	Detector	Comment
1	*	6329.800	70.43	17.57	88.00	68.20	19.80	AVG	No Limit
2	X	6337.000	81.11	17.59	98.70	88.20	10.50	peak	No Limit

REMARKS:

- (1) Measurement Value = Reading Level + Correct Factor.
- (2) Margin Level = Measurement Value - Limit Value.

Test Mode	UNII-5_TX AC(VHT160) Mode 6345 MHz	Polarization	Vertical
-----------	------------------------------------	--------------	----------

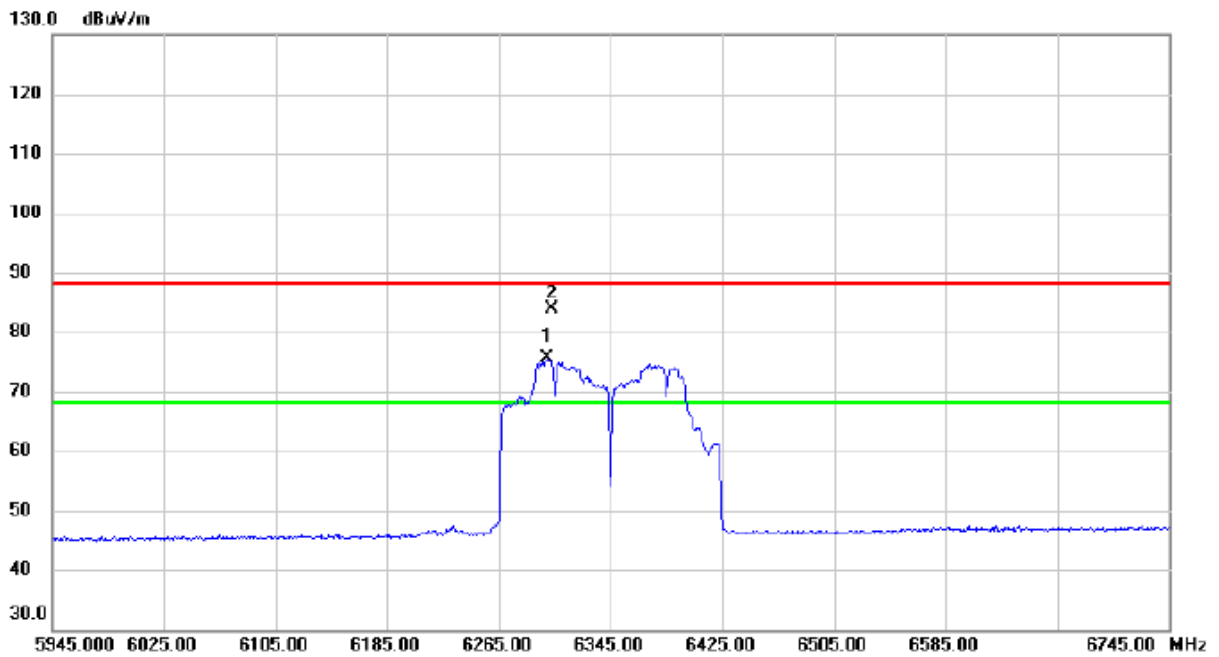


No.	Mk.	Freq. MHz	Reading Level dBuV	Correct Factor dB	Measure- ment dBuV/m	Limit dBuV/m	Margin dB	Detector	Comment
1	*	12690.910	27.04	16.30	43.34	54.00	-10.66	AVG	
2		12692.680	37.80	16.31	54.11	74.00	-19.89	peak	

REMARKS:

- (1) Measurement Value = Reading Level + Correct Factor.
- (2) Margin Level = Measurement Value - Limit Value.

Test Mode	UNII-5_TX AC(VHT160) Mode 6345 MHz	Polarization	Horizontal
-----------	------------------------------------	--------------	------------



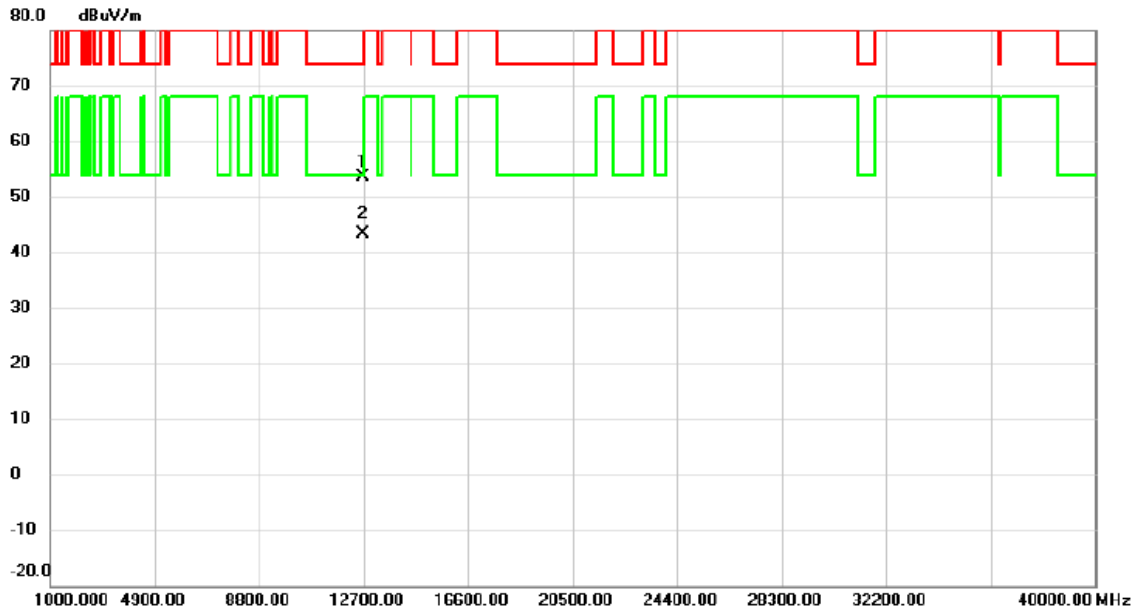
No.	Mk.	Freq. MHz	Reading Level dBuV	Correct Factor dB	Measure- ment dBuV/m	Limit dBuV/m	Margin dB	Detector	Comment
1	*	6300.200	58.03	17.52	75.55	68.20	7.35	AVG	No Limit
2		6302.600	66.25	17.53	83.78	88.20	-4.42	peak	No Limit

REMARKS:

(1) Measurement Value = Reading Level + Correct Factor.

(2) Margin Level = Measurement Value - Limit Value.

Test Mode	UNII-5_TX AC(VHT160) Mode 6345 MHz	Polarization	Horizontal
-----------	------------------------------------	--------------	------------

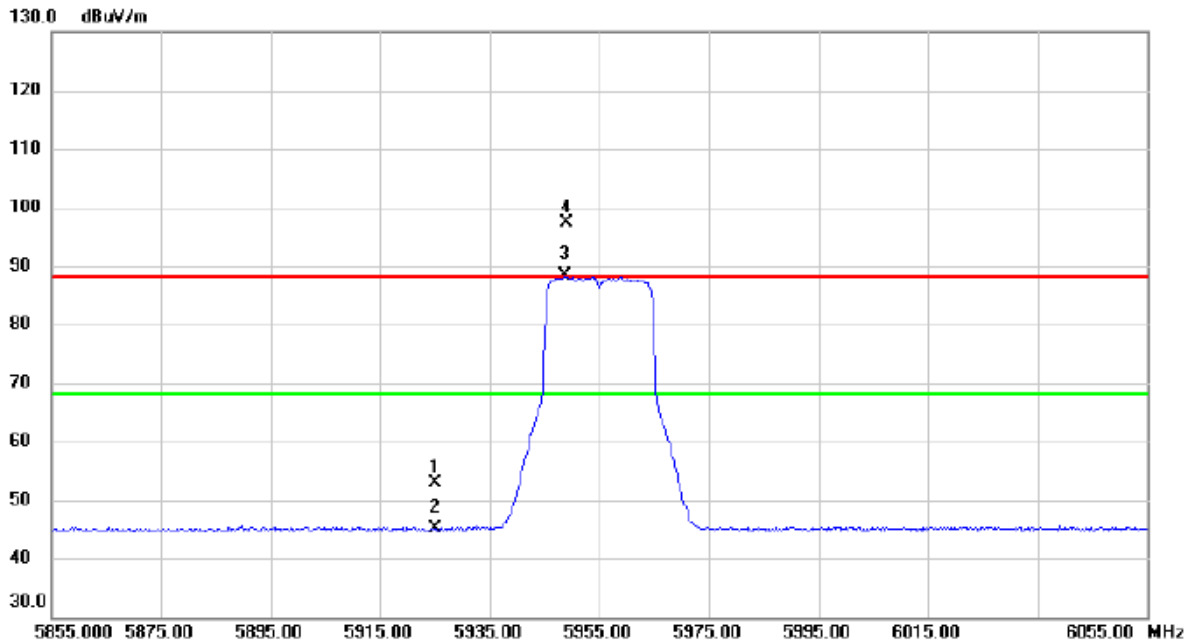


No.	Mk.	Freq. MHz	Reading Level dBuV	Correct Factor dB	Measure- ment dBuV/m	Limit dBuV/m	Margin dB	Detector	Comment
1		12685.840	37.32	16.30	53.62	74.00	-20.38	peak	
2	*	12686.480	26.97	16.30	43.27	54.00	-10.73	AVG	

REMARKS:

- (1) Measurement Value = Reading Level + Correct Factor.
- (2) Margin Level = Measurement Value - Limit Value.

Test Mode	UNII-5_TX AX(HE20) Mode 5955 MHz	Polarization	Vertical
-----------	----------------------------------	--------------	----------

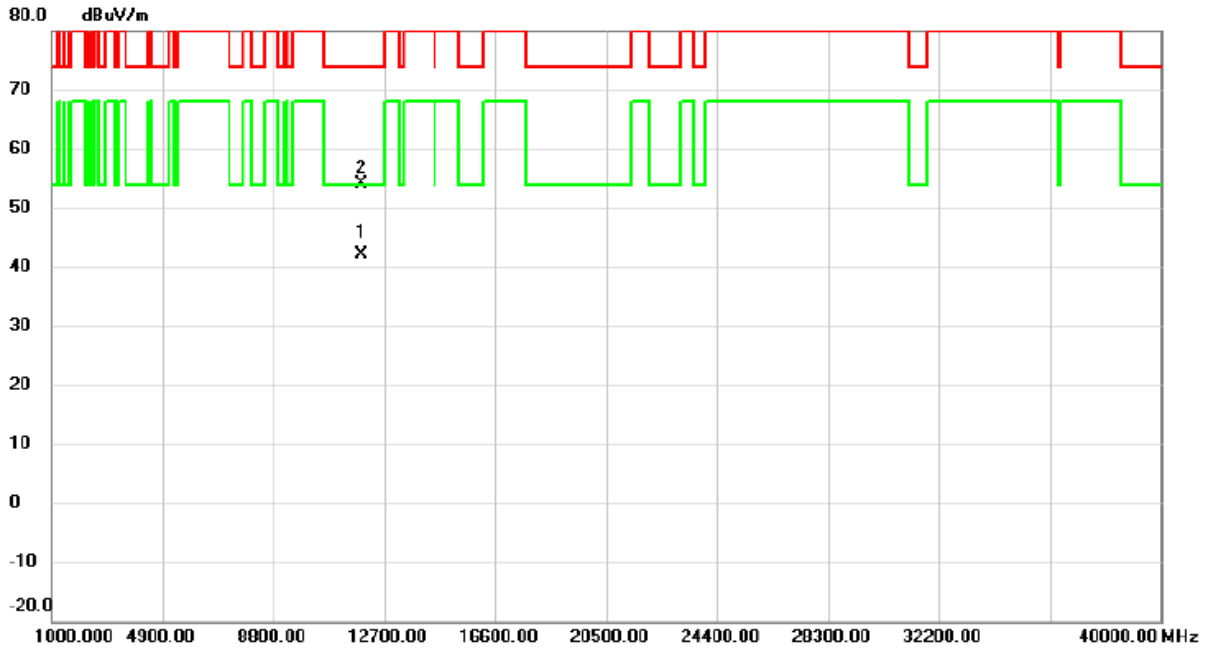


No.	Mk.	Freq. MHz	Reading Level dBuV	Correct Factor dB	Measure- ment dBuV/m	Limit dBuV/m	Margin dB	Detector	Comment
1		5925.000	35.87	16.91	52.78	88.20	-35.42	peak	
2		5925.000	28.10	16.91	45.01	68.20	-23.19	AVG	
3	*	5948.600	71.35	16.93	88.28	68.20	20.08	AVG	No Limit
4	X	5949.000	80.53	16.93	97.46	88.20	9.26	peak	No Limit

REMARKS:

- (1) Measurement Value = Reading Level + Correct Factor.
- (2) Margin Level = Measurement Value - Limit Value.

Test Mode	UNII-5_TX AX(HE20) Mode 5955 MHz	Polarization	Vertical
-----------	----------------------------------	--------------	----------

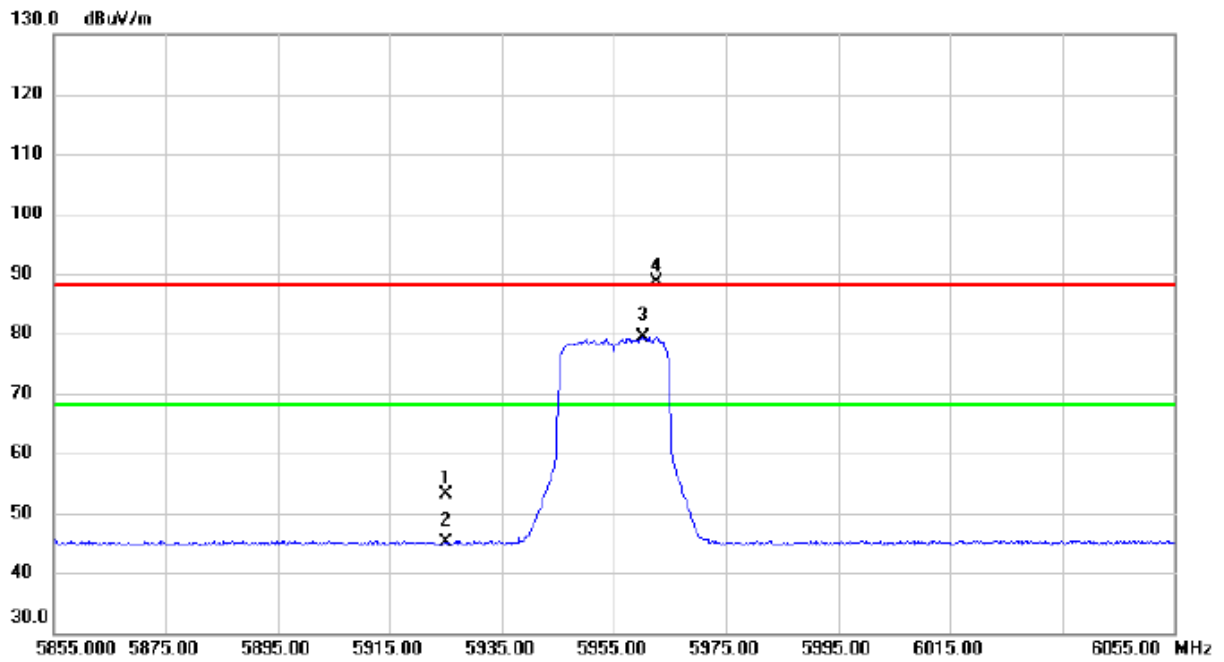


No.	Mk.	Freq. MHz	Reading Level dBuV	Correct Factor dB	Measure- ment dBuV/m	Limit dBuV/m	Margin dB	Detector	Comment
1	*	11911.200	27.07	15.00	42.07	54.00	-11.93	AVG	
2		11913.100	39.03	15.00	54.03	74.00	-19.97	peak	

REMARKS:

- (1) Measurement Value = Reading Level + Correct Factor.
- (2) Margin Level = Measurement Value - Limit Value.

Test Mode	UNII-5_TX AX(HE20) Mode 5955 MHz	Polarization	Horizontal
-----------	----------------------------------	--------------	------------

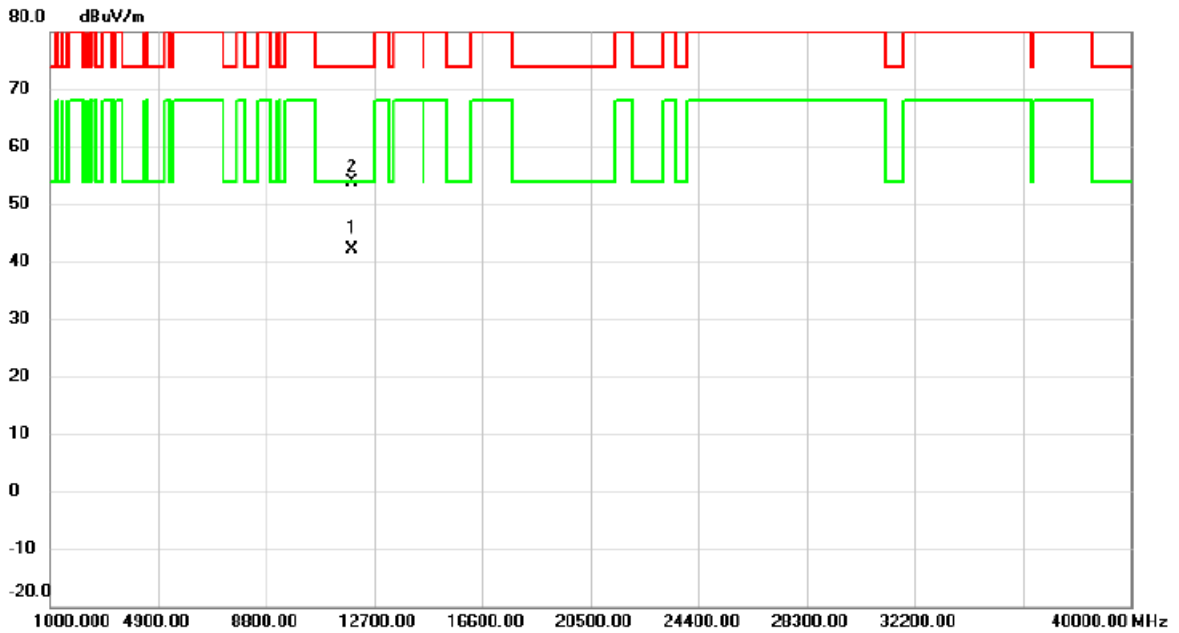


No.	Mk.	Freq. MHz	Reading Level dBuV	Correct Factor dB	Measure- ment dBuV/m	Limit dBuV/m	Margin dB	Detector	Comment
1		5925.000	36.10	16.91	53.01	88.20	-35.19	peak	
2		5925.000	28.25	16.91	45.16	68.20	-23.04	AVG	
3	*	5960.200	62.47	16.93	79.40	68.20	11.20	AVG	No Limit
4	X	5962.600	71.68	16.94	88.62	88.20	0.42	peak	No Limit

REMARKS:

- (1) Measurement Value = Reading Level + Correct Factor.
- (2) Margin Level = Measurement Value - Limit Value.

Test Mode	UNII-5_TX AX(HE20) Mode 5955 MHz	Polarization	Horizontal
-----------	----------------------------------	--------------	------------

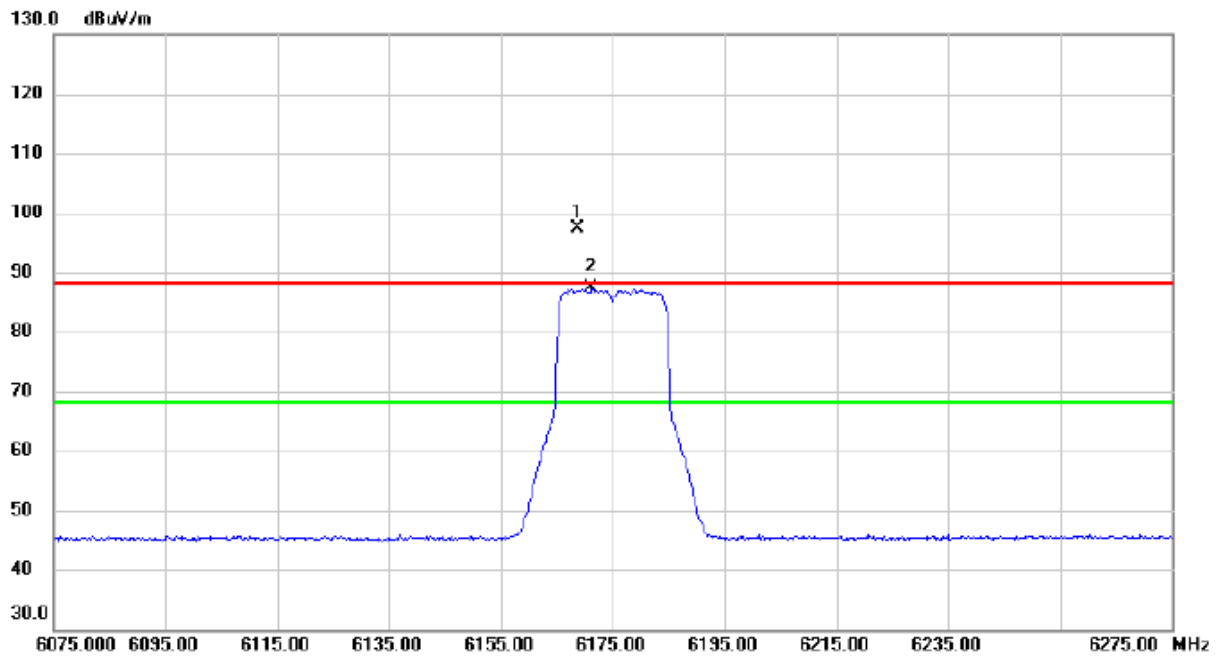


No.	Mk.	Freq. MHz	Reading Level dBuV	Correct Factor dB	Measure- ment dBuV/m	Limit dBuV/m	Margin dB	Detector	Comment
1	*	11912.600	27.16	15.00	42.16	54.00	-11.84	AVG	
2		11915.850	38.91	15.01	53.92	74.00	-20.08	peak	

REMARKS:

- (1) Measurement Value = Reading Level + Correct Factor.
- (2) Margin Level = Measurement Value - Limit Value.

Test Mode	UNII-5_TX AX(HE20) Mode 6175 MHz	Polarization	Vertical
-----------	----------------------------------	--------------	----------

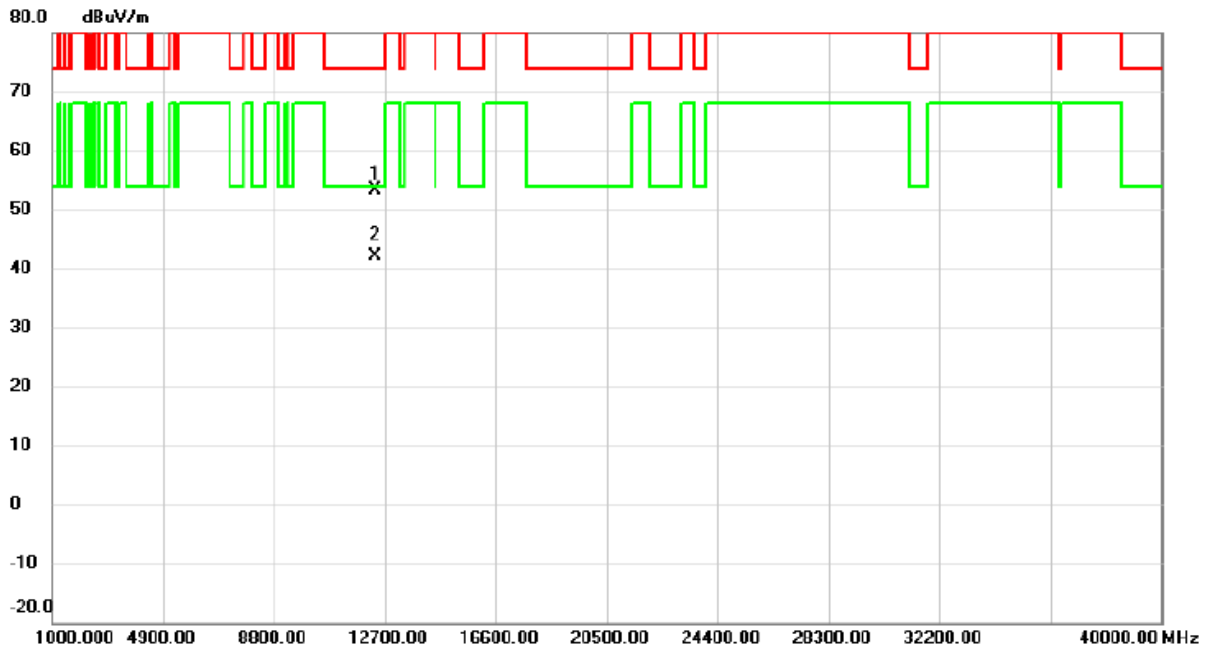


No.	Mk.	Freq. MHz	Reading Level dBuV	Correct Factor dB	Measure- ment dBuV/m	Limit dBuV/m	Margin dB	Detector	Comment
1	X	6168.800	80.16	17.29	97.45	88.20	9.25	peak	No Limit
2	*	6171.200	70.01	17.29	87.30	68.20	19.10	AVG	No Limit

REMARKS:

- (1) Measurement Value = Reading Level + Correct Factor.
- (2) Margin Level = Measurement Value - Limit Value.

Test Mode	UNII-5_TX AX(HE20) Mode 6175 MHz	Polarization	Vertical
-----------	----------------------------------	--------------	----------

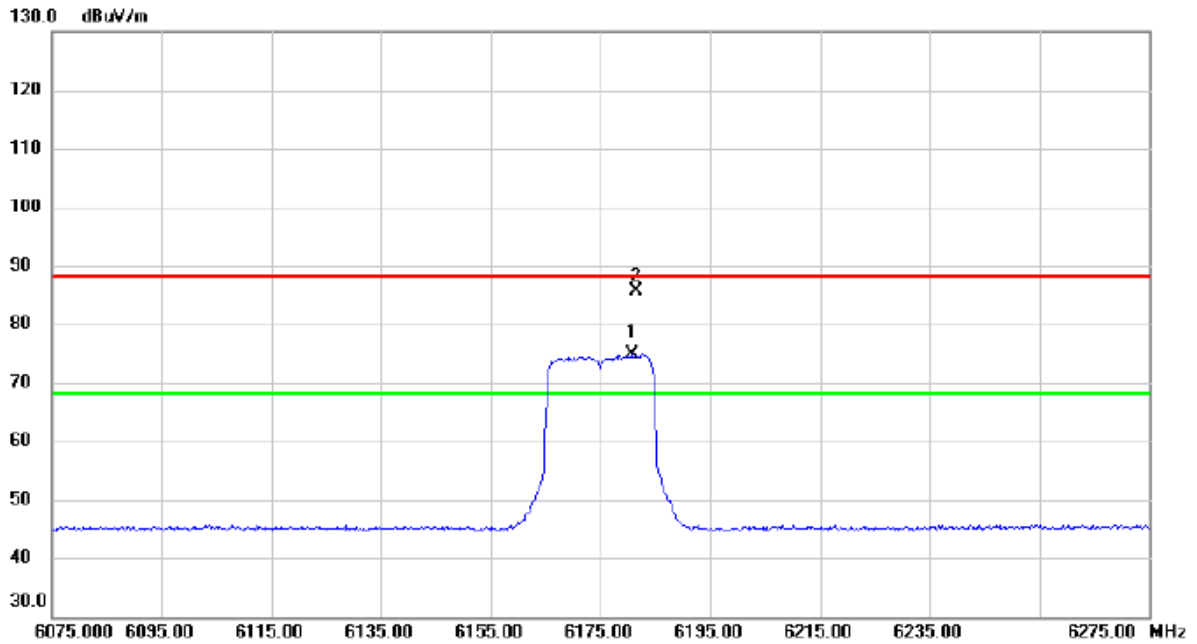


No.	Mk.	Freq. MHz	Reading Level dBuV	Correct Factor dB	Measure- ment dBuV/m	Limit dBuV/m	Margin dB	Detector	Comment
1		12351.200	37.70	15.80	53.50	74.00	-20.50	peak	
2	*	12354.000	26.38	15.81	42.19	54.00	-11.81	AVG	

REMARKS:

- (1) Measurement Value = Reading Level + Correct Factor.
- (2) Margin Level = Measurement Value - Limit Value.

Test Mode	UNII-5_TX AX(HE20) Mode 6175 MHz	Polarization	Horizontal
-----------	----------------------------------	--------------	------------

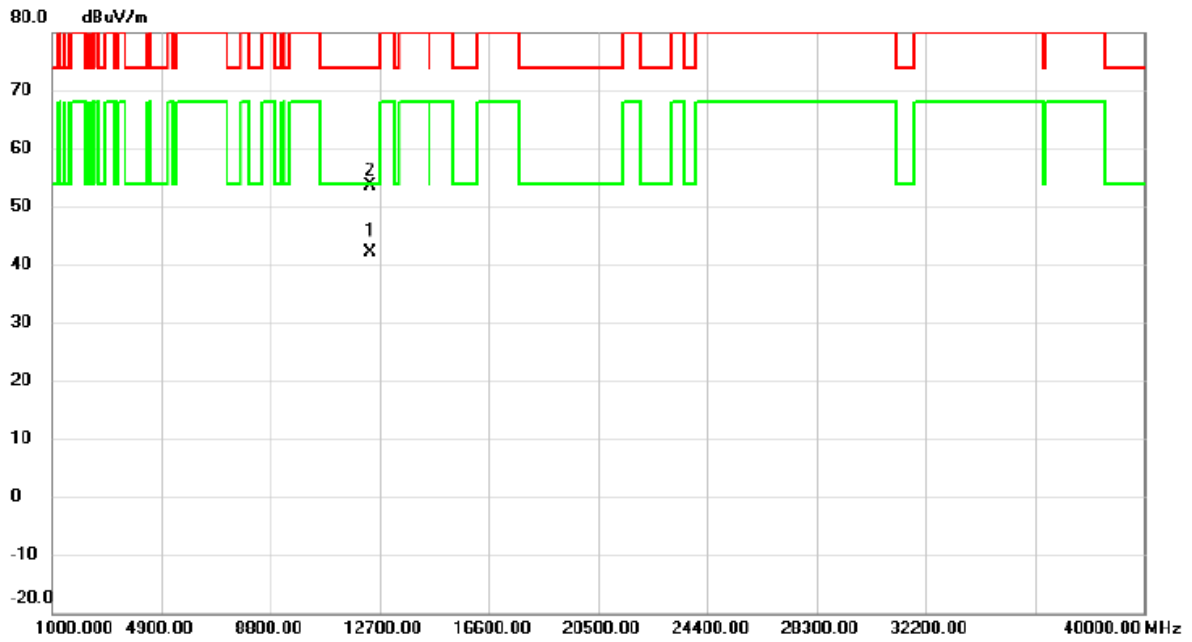


No.	Mk.	Freq. MHz	Reading Level dBuV	Correct Factor dB	Measure- ment dBuV/m	Limit dBuV/m	Margin dB	Detector	Comment
1	*	6180.800	57.62	17.30	74.92	68.20	6.72	AVG	No Limit
2		6181.600	68.40	17.31	85.71	88.20	-2.49	peak	No Limit

REMARKS:

- (1) Measurement Value = Reading Level + Correct Factor.
- (2) Margin Level = Measurement Value - Limit Value.

Test Mode	UNII-5_TX AX(HE20) Mode 6175 MHz	Polarization	Horizontal
-----------	----------------------------------	--------------	------------

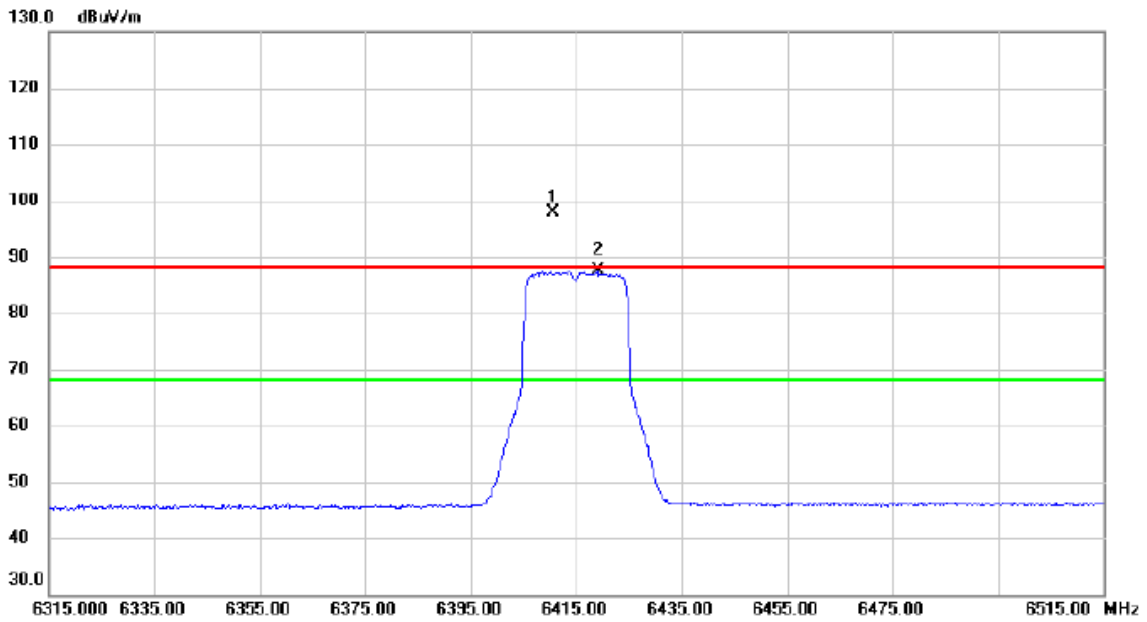


No.	Mk.	Freq. MHz	Reading Level dBuV	Correct Factor dB	Measure- ment dBuV/m	Limit dBuV/m	Margin dB	Detector	Comment
1	*	12350.000	26.31	15.79	42.10	54.00	-11.90	AVG	
2		12352.100	37.91	15.80	53.71	74.00	-20.29	peak	

REMARKS:

- (1) Measurement Value = Reading Level + Correct Factor.
- (2) Margin Level = Measurement Value - Limit Value.

Test Mode	UNII-5_TX AX(HE20) Mode 6415 MHz	Polarization	Vertical
-----------	----------------------------------	--------------	----------

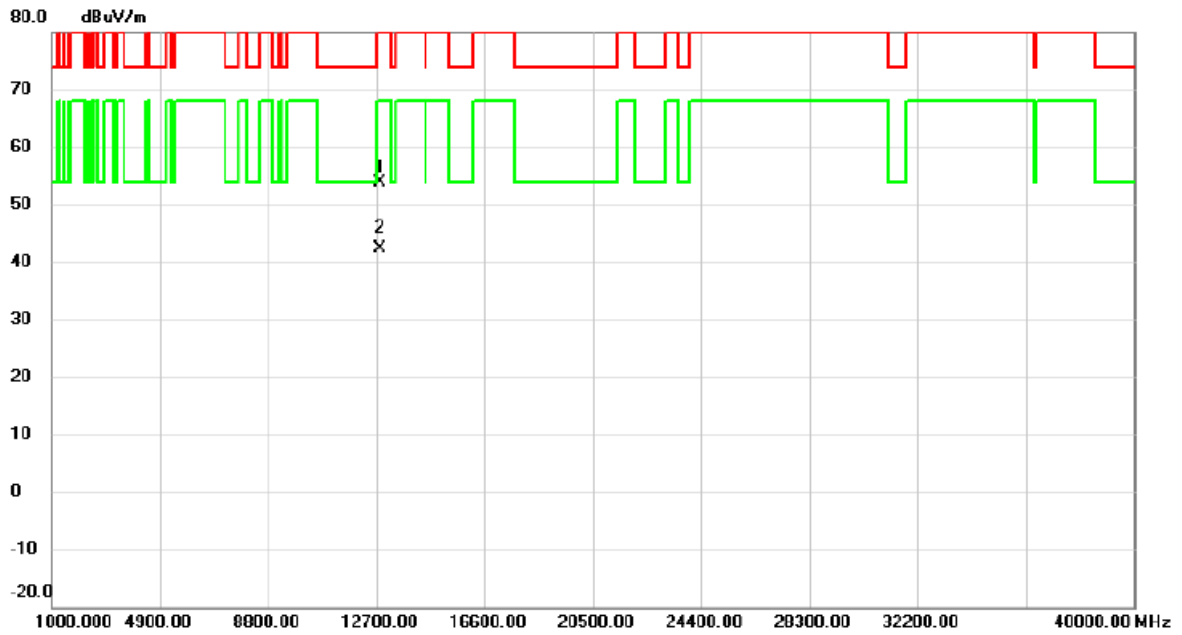


No.	Mk.	Freq. MHz	Reading Level dBuV	Correct Factor dB	Measure- ment dBuV/m	Limit dBuV/m	Margin dB	Detector	Comment
1	X	6410.600	80.10	17.73	97.83	88.20	9.63	peak	No Limit
2	*	6419.000	69.81	17.75	87.56	68.20	19.36	AVG	No Limit

REMARKS:

- (1) Measurement Value = Reading Level + Correct Factor.
- (2) Margin Level = Measurement Value - Limit Value.

Test Mode	UNII-5_TX AX(HE20) Mode 6415 MHz	Polarization	Vertical
-----------	----------------------------------	--------------	----------

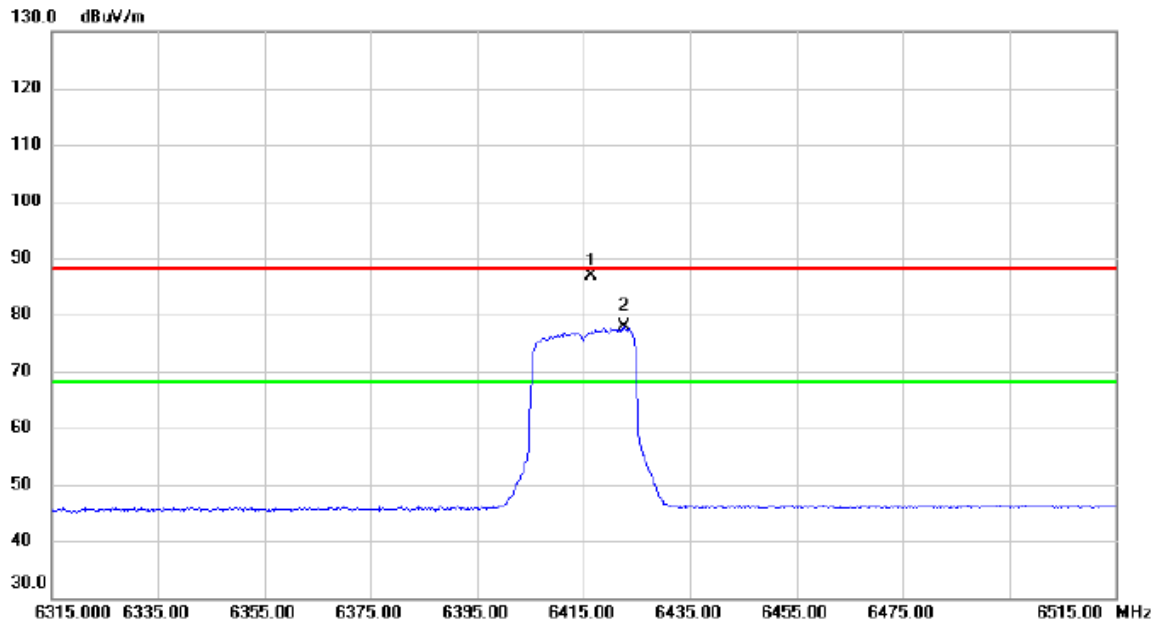


No.	Mk.	Freq. MHz	Reading Level dBuV	Correct Factor dB	Measure- ment dBuV/m	Limit dBuV/m	Margin dB	Detector	Comment
1		12831.000	37.52	16.45	53.97	88.20	-34.23	peak	
2	*	12833.000	25.88	16.45	42.33	68.20	-25.87	AVG	

REMARKS:

- (1) Measurement Value = Reading Level + Correct Factor.
- (2) Margin Level = Measurement Value - Limit Value.

Test Mode	UNII-5_TX AX(HE20) Mode 6415 MHz	Polarization	Horizontal
-----------	----------------------------------	--------------	------------

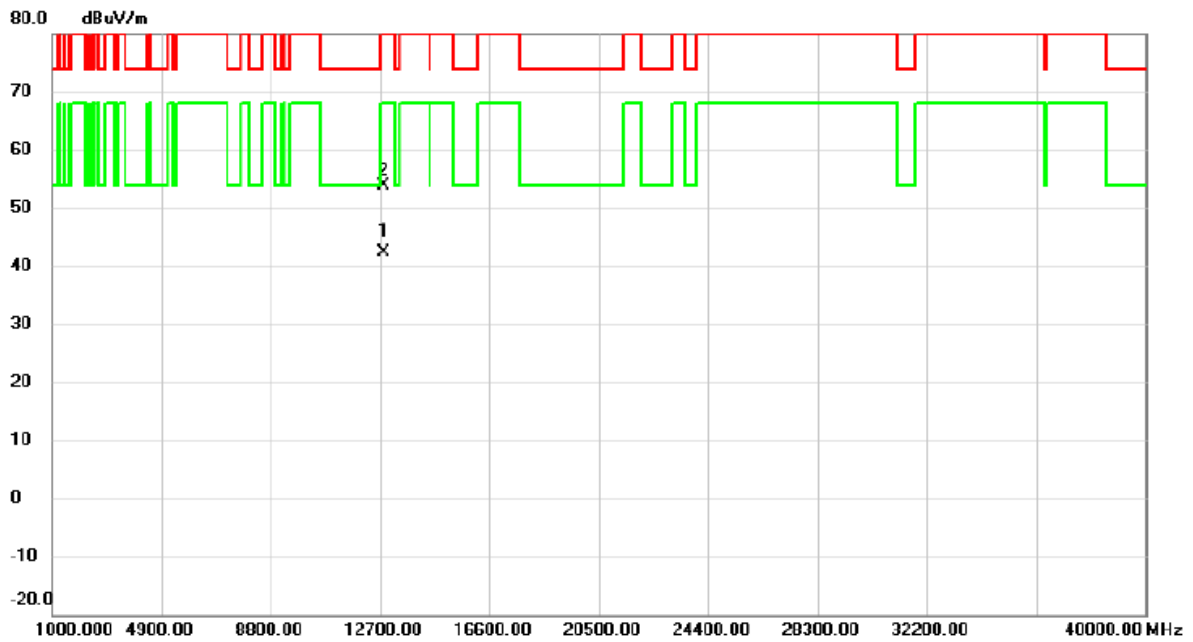


No.	Mk.	Freq. MHz	Reading Level dBuV	Correct Factor dB	Measure- ment dBuV/m	Limit dBuV/m	Margin dB	Detector	Comment
1		6416.400	69.08	17.74	86.82	88.20	-1.38	peak	No Limit
2	*	6422.600	60.02	17.75	77.77	68.20	9.57	AVG	No Limit

REMARKS:

- (1) Measurement Value = Reading Level + Correct Factor.
- (2) Margin Level = Measurement Value - Limit Value.

Test Mode	UNII-5_TX AX(HE20) Mode 6415 MHz	Polarization	Horizontal
-----------	----------------------------------	--------------	------------

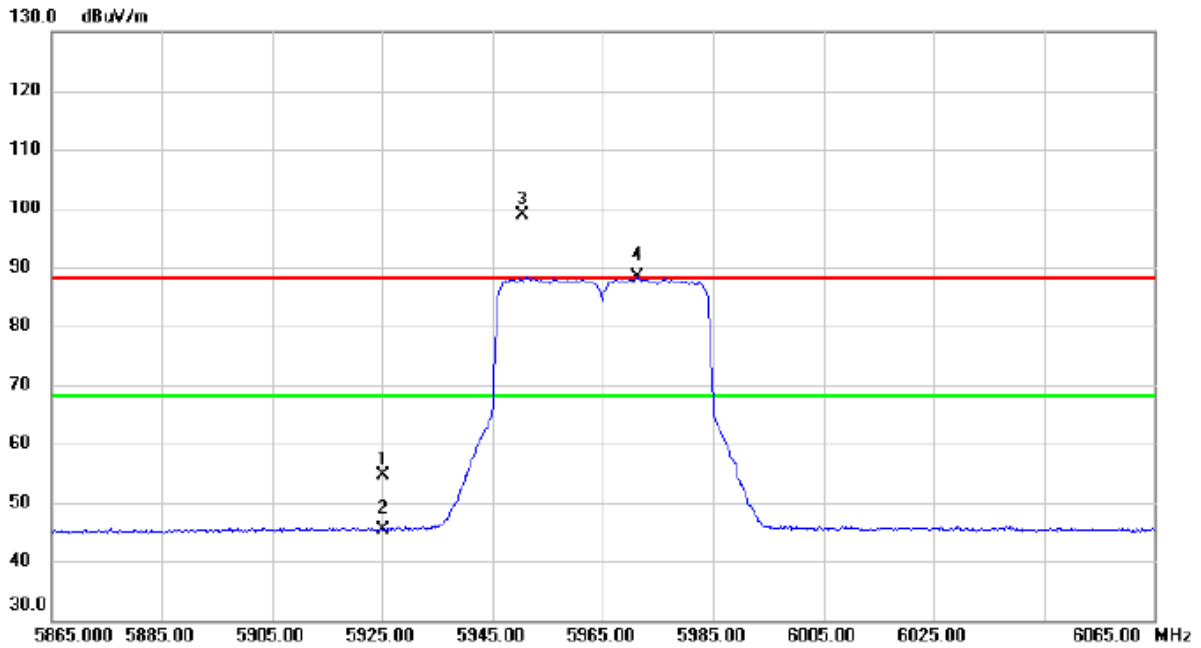


No.	Mk.	Freq. MHz	Reading Level dBuV	Correct Factor dB	Measure- ment dBuV/m	Limit dBuV/m	Margin dB	Detector	Comment
1	*	12831.000	25.91	16.45	42.36	68.20	-25.84	AVG	
2		12834.000	37.52	16.45	53.97	88.20	-34.23	peak	

REMARKS:

- (1) Measurement Value = Reading Level + Correct Factor.
- (2) Margin Level = Measurement Value - Limit Value.

Test Mode	UNII-5_TX AX(HE40) Mode 5965 MHz	Polarization	Vertical
-----------	----------------------------------	--------------	----------

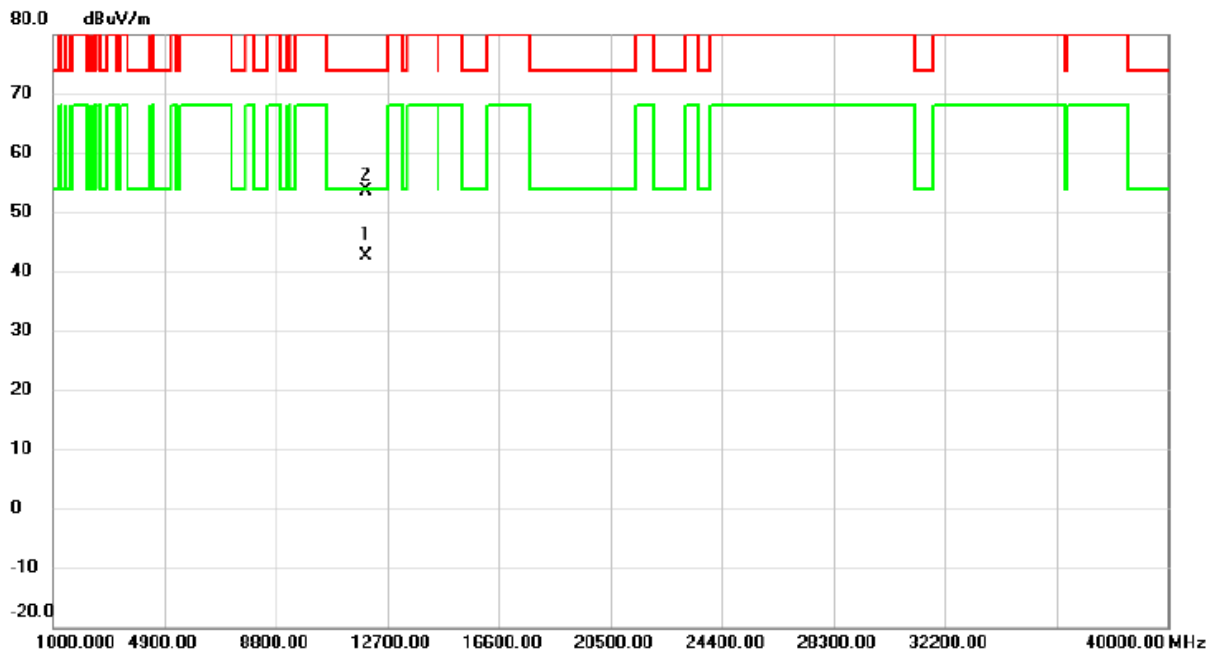


No.	Mk.	Freq. MHz	Reading Level dBuV	Correct Factor dB	Measure- ment dBuV/m	Limit dBuV/m	Margin dB	Detector	Comment
1		5925.000	37.69	16.91	54.60	88.20	-33.60	peak	
2		5925.000	28.51	16.91	45.42	68.20	-22.78	AVG	
3	X	5950.400	81.85	16.93	98.78	88.20	10.58	peak	No Limit
4	*	5971.200	71.35	16.95	88.30	68.20	20.10	AVG	No Limit

REMARKS:

- (1) Measurement Value = Reading Level + Correct Factor.
- (2) Margin Level = Measurement Value - Limit Value.

Test Mode	UNII-5_TX AX(HE40) Mode 5965 MHz	Polarization	Vertical
-----------	----------------------------------	--------------	----------

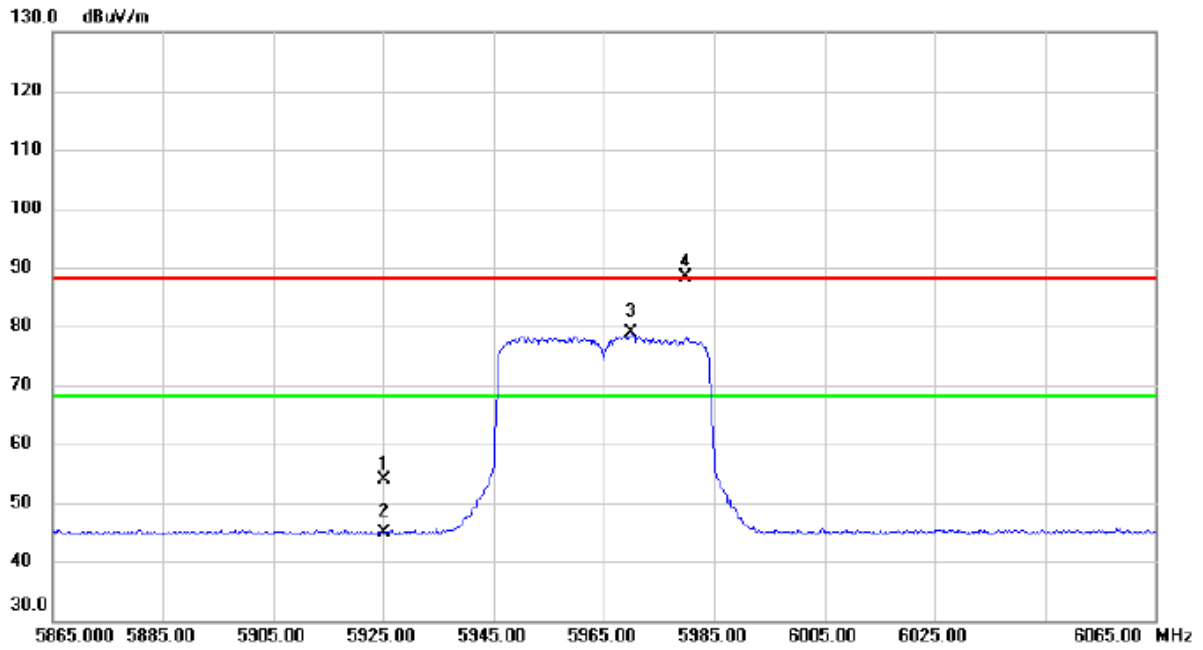


No.	Mk.	Freq.	Reading Level	Correct Factor	Measurement	Limit	Margin	Detector	Comment
		MHz	dBuV	dB	dBuV/m	dBuV/m	dB		
1	*	11929.535	27.57	15.01	42.58	54.00	-11.42	AVG	
2		11929.755	38.72	15.01	53.73	74.00	-20.27	peak	

REMARKS:

- (1) Measurement Value = Reading Level + Correct Factor.
- (2) Margin Level = Measurement Value - Limit Value.

Test Mode	UNII-5_TX AX(HE40) Mode 5965 MHz	Polarization	Horizontal
-----------	----------------------------------	--------------	------------

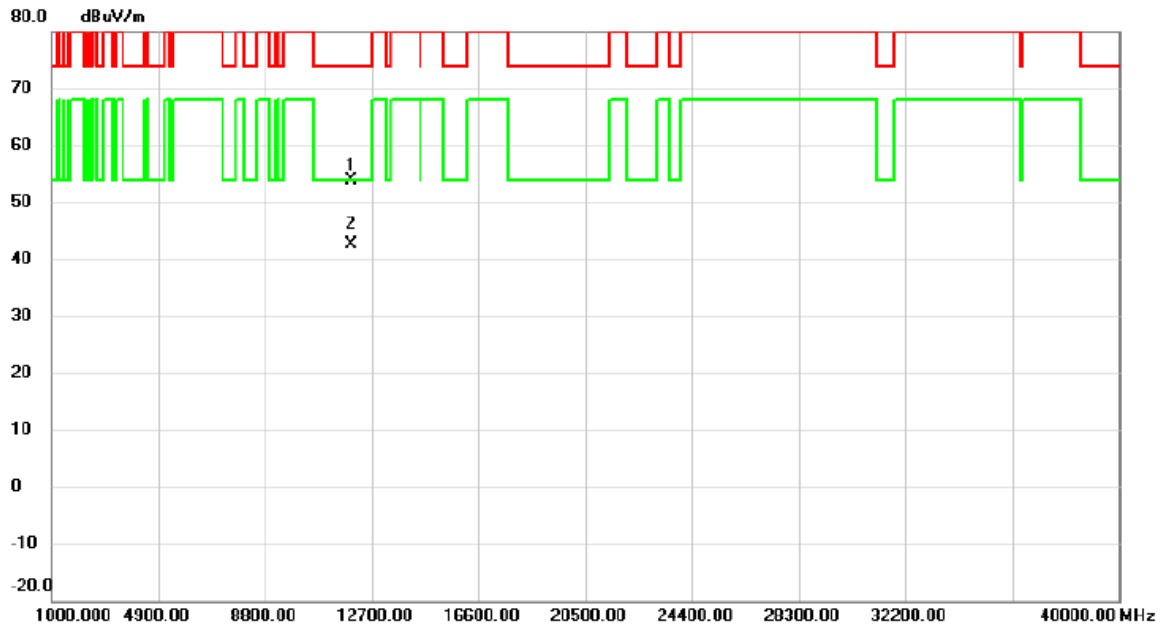


No.	Mk.	Freq. MHz	Reading Level dBuV	Correct Factor dB	Measure- ment dBuV/m	Limit dBuV/m	Margin dB	Detector	Comment
1		5925.000	36.86	16.91	53.77	88.20	-34.43	peak	
2		5925.000	27.90	16.91	44.81	68.20	-23.39	AVG	
3	*	5970.000	61.92	16.94	78.86	68.20	10.66	AVG	No Limit
4	X	5979.800	71.37	16.95	88.32	88.20	0.12	peak	No Limit

REMARKS:

- (1) Measurement Value = Reading Level + Correct Factor.
- (2) Margin Level = Measurement Value - Limit Value.

Test Mode	UNII-5_TX AX(HE40) Mode 5965 MHz	Polarization	Horizontal
-----------	----------------------------------	--------------	------------

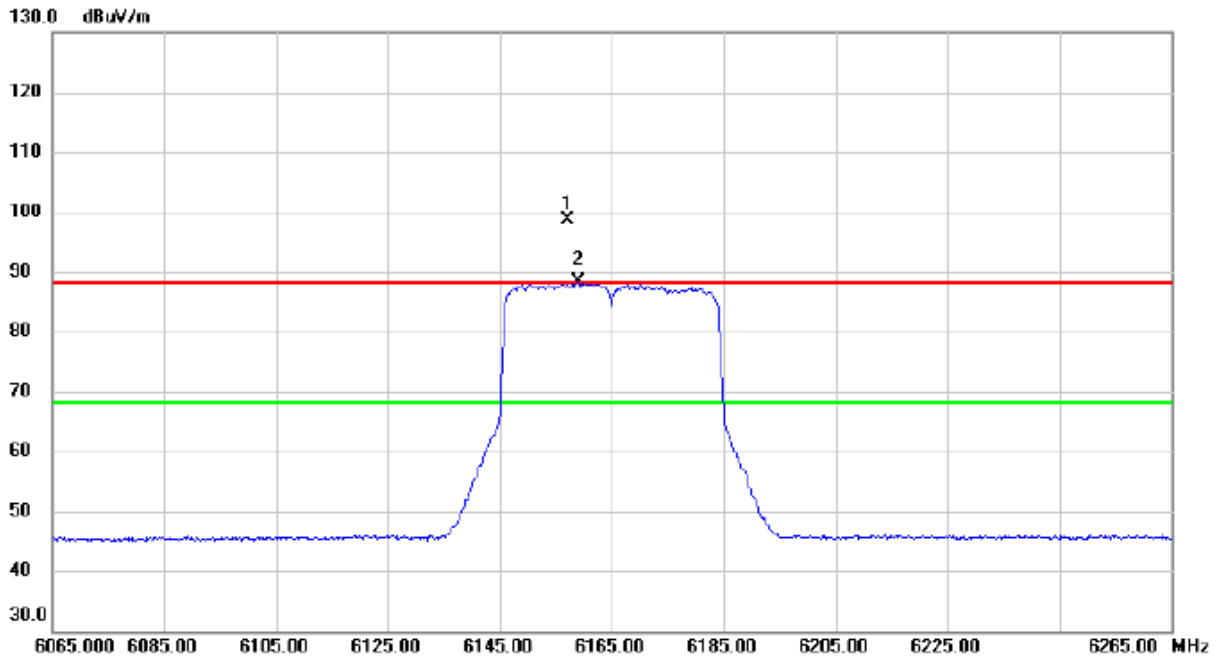


No. Mk.	Freq. MHz	Reading Level dBuV	Correct Factor dB	Measurement dBuV/m	Limit dBuV/m	Margin dB	Detector	Comment
1	11928.645	38.80	15.01	53.81	74.00	-20.19	peak	
2 *	11930.745	27.52	15.01	42.53	54.00	-11.47	AVG	

REMARKS:

- (1) Measurement Value = Reading Level + Correct Factor.
- (2) Margin Level = Measurement Value - Limit Value.

Test Mode	UNII-5_TX AX(HE40) Mode 6165 MHz	Polarization	Vertical
-----------	----------------------------------	--------------	----------

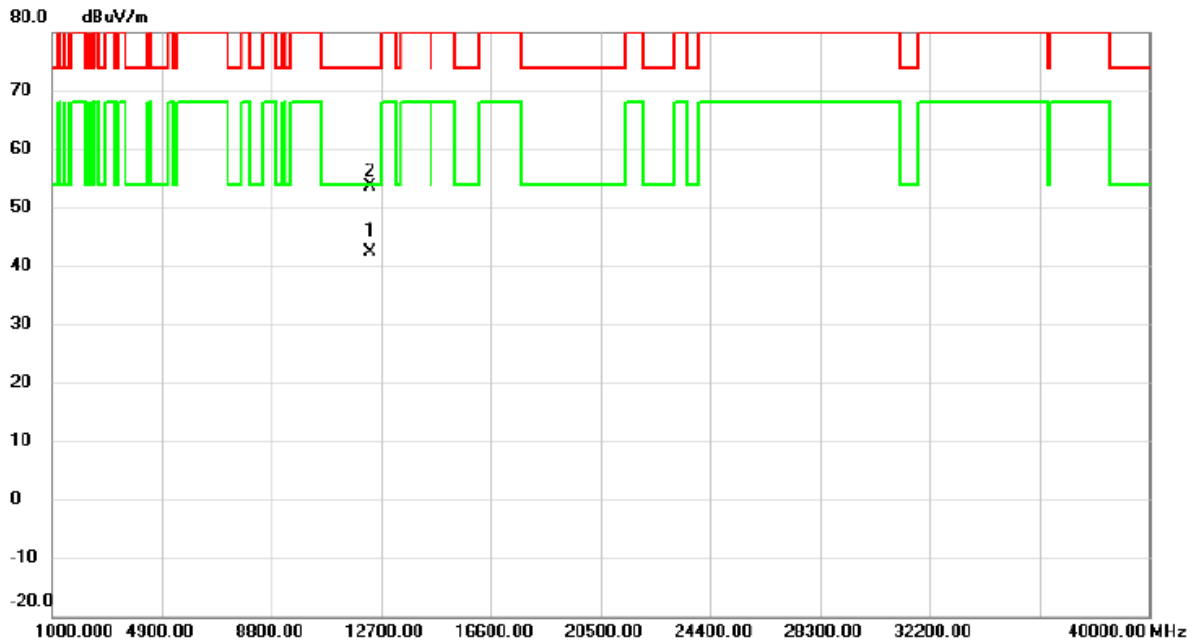


No.	Mk.	Freq. MHz	Reading Level dBuV	Correct Factor dB	Measure- ment dBuV/m	Limit dBuV/m	Margin dB	Detector	Comment
1	X	6157.000	81.25	17.26	98.51	88.20	10.31	peak	No Limit
2	*	6159.000	71.06	17.27	88.33	68.20	20.13	AVG	No Limit

REMARKS:

- (1) Measurement Value = Reading Level + Correct Factor.
- (2) Margin Level = Measurement Value - Limit Value.

Test Mode	UNII-5_TX AX(HE40) Mode 6165 MHz	Polarization	Vertical
-----------	----------------------------------	--------------	----------

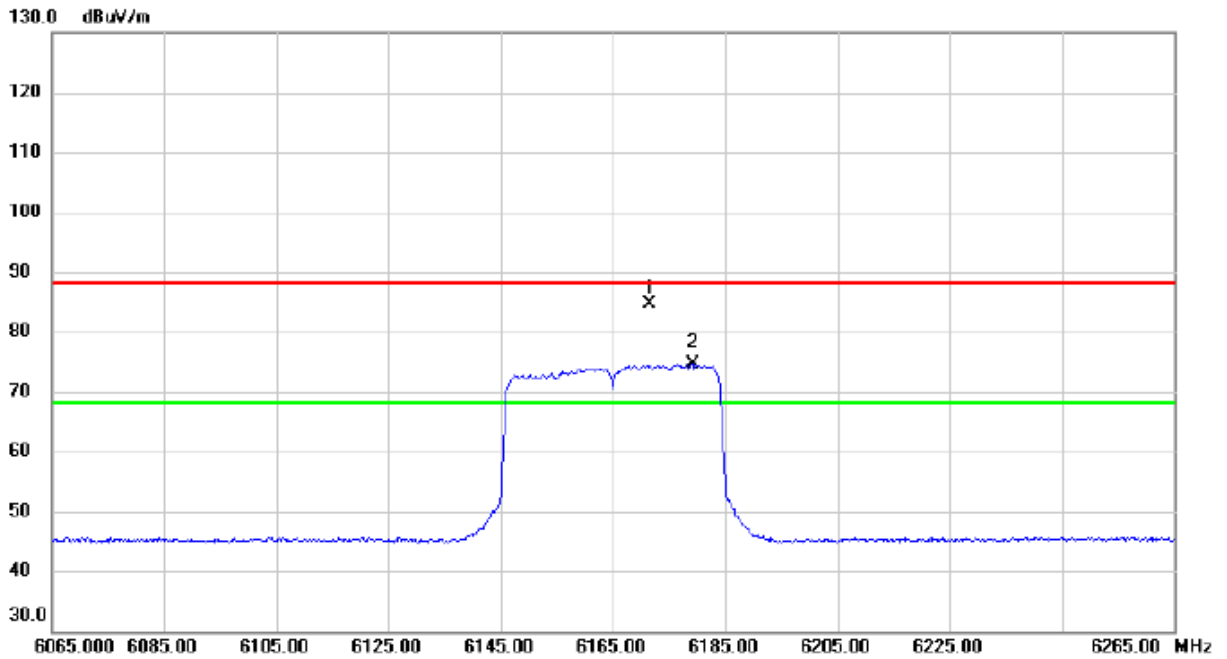


No.	Mk.	Freq. MHz	Reading Level dBuV	Correct Factor dB	Measure- ment dBuV/m	Limit dBuV/m	Margin dB	Detector	Comment
1	*	12329.920	26.53	15.76	42.29	54.00	-11.71	AVG	
2		12330.540	37.91	15.76	53.67	74.00	-20.33	peak	

REMARKS:

- (1) Measurement Value = Reading Level + Correct Factor.
- (2) Margin Level = Measurement Value - Limit Value.

Test Mode	UNII-5_TX AX(HE40) Mode 6165 MHz	Polarization	Horizontal
-----------	----------------------------------	--------------	------------



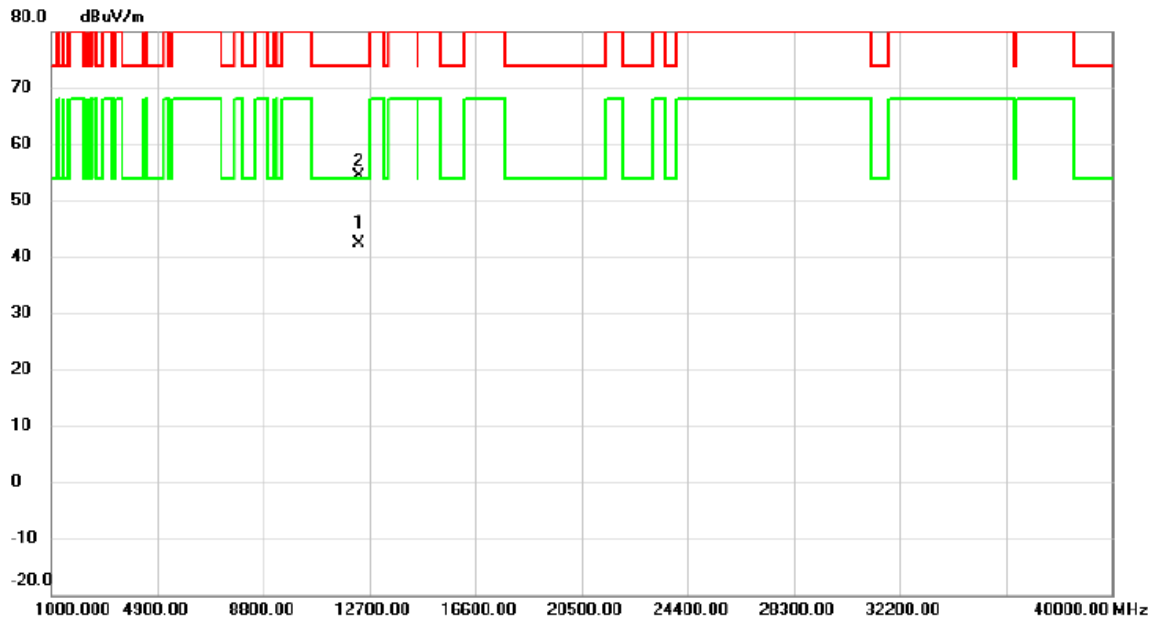
No.	Mk.	Freq. MHz	Reading Level dBuV	Correct Factor dB	Measure- ment dBuV/m	Limit dBuV/m	Margin dB	Detector	Comment
1		6171.600	67.28	17.29	84.57	88.20	-3.63	peak	No Limit
2	*	6179.200	57.35	17.30	74.65	68.20	6.45	AVG	No Limit

REMARKS:

(1) Measurement Value = Reading Level + Correct Factor.

(2) Margin Level = Measurement Value - Limit Value.

Test Mode	UNII-5_TX AX(HE40) Mode 6165 MHz	Polarization	Horizontal
-----------	----------------------------------	--------------	------------

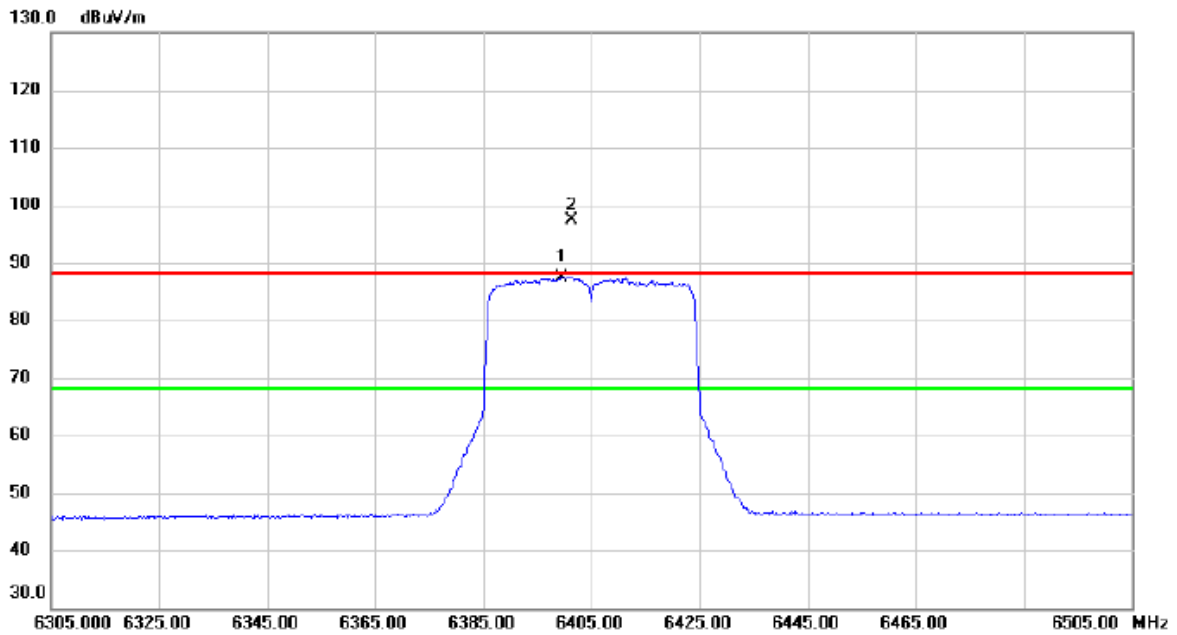


No.	Mk.	Freq. MHz	Reading Level dBuV	Correct Factor dB	Measure- ment dBuV/m	Limit dBuV/m	Margin dB	Detector	Comment
1	*	12328.935	26.53	15.76	42.29	54.00	-11.71	AVG	
2		12331.815	38.59	15.76	54.35	74.00	-19.65	peak	

REMARKS:

- (1) Measurement Value = Reading Level + Correct Factor.
- (2) Margin Level = Measurement Value - Limit Value.

Test Mode	UNII-5_TX AX(HE40) Mode 6405 MHz	Polarization	Vertical
-----------	----------------------------------	--------------	----------

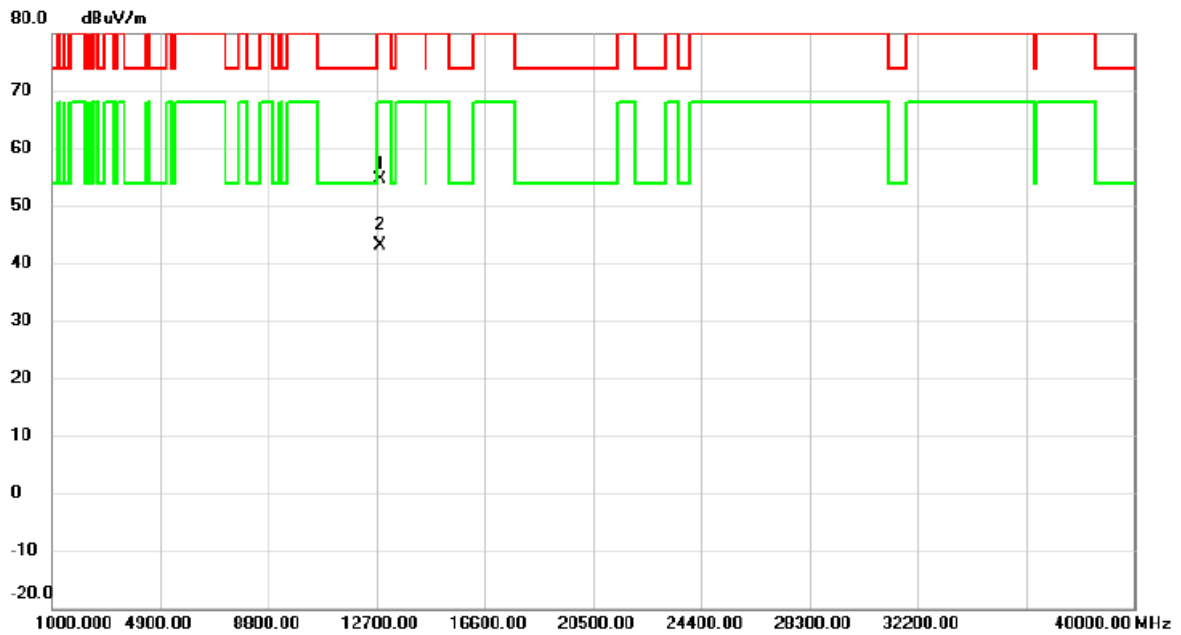


No.	Mk.	Freq. MHz	Reading Level dBuV	Correct Factor dB	Measure- ment dBuV/m	Limit dBuV/m	Margin dB	Detector	Comment
1	*	6399.600	69.73	17.71	87.44	68.20	19.24	AVG	No Limit
2	X	6401.400	79.74	17.71	97.45	88.20	9.25	peak	No Limit

REMARKS:

- (1) Measurement Value = Reading Level + Correct Factor.
- (2) Margin Level = Measurement Value - Limit Value.

Test Mode	UNII-5_TX AX(HE40) Mode 6405 MHz	Polarization	Vertical
-----------	----------------------------------	--------------	----------

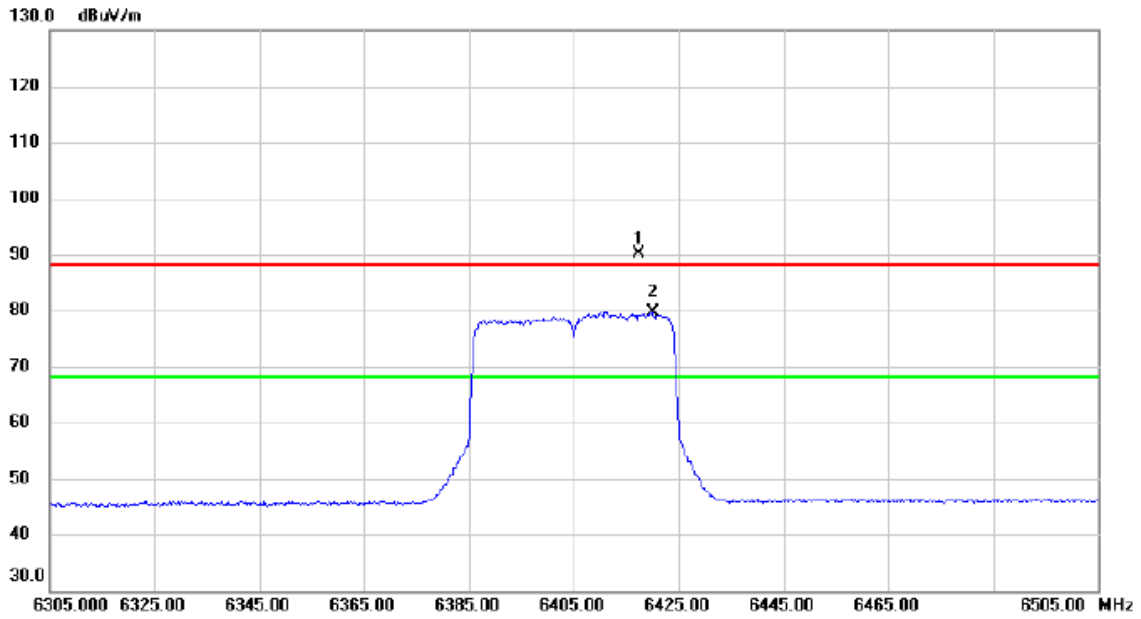


No.	Mk.	Freq. MHz	Reading Level dBuV	Correct Factor dB	Measure- ment dBuV/m	Limit dBuV/m	Margin dB	Detector	Comment
1		12808.035	38.14	16.43	54.57	88.20	-33.63	peak	
2	*	12811.290	26.59	16.44	43.03	68.20	-25.17	AVG	

REMARKS:

- (1) Measurement Value = Reading Level + Correct Factor.
- (2) Margin Level = Measurement Value - Limit Value.

Test Mode	UNII-5_TX AX(HE40) Mode 6405 MHz	Polarization	Horizontal
-----------	----------------------------------	--------------	------------

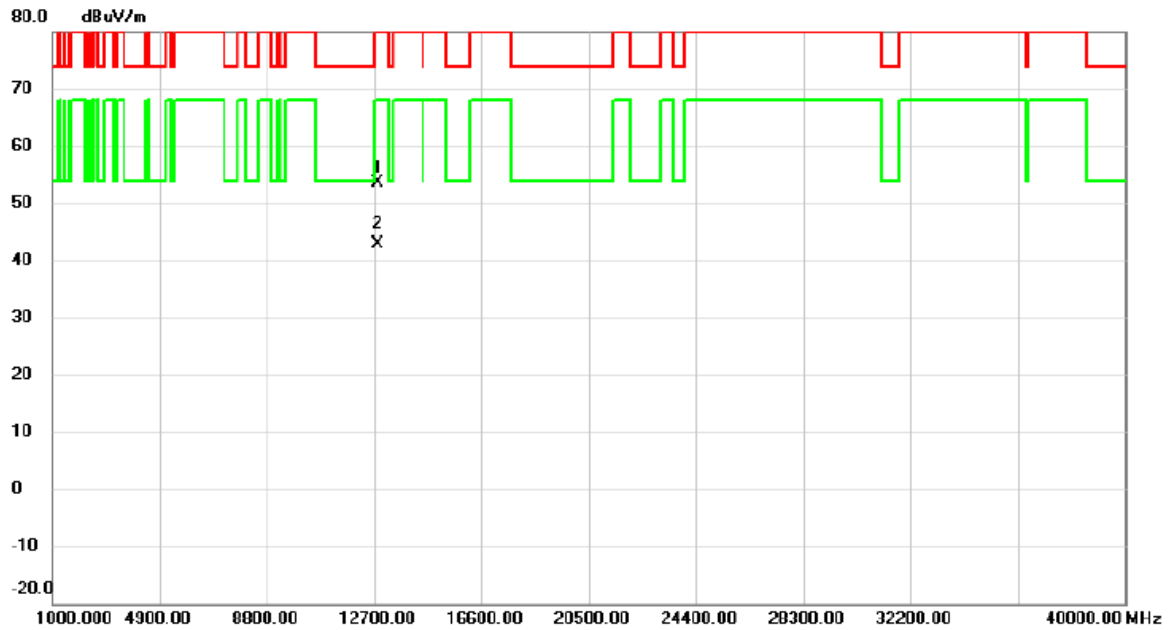


No.	Mk.	Freq. MHz	Reading Level dBuV	Correct Factor dB	Measure- ment dBuV/m	Limit dBuV/m	Margin dB	Detector	Comment
1	X	6417.400	72.29	17.74	90.03	88.20	1.83	peak	No Limit
2	*	6420.000	61.99	17.75	79.74	68.20	11.54	AVG	No Limit

REMARKS:

- (1) Measurement Value = Reading Level + Correct Factor.
- (2) Margin Level = Measurement Value - Limit Value.

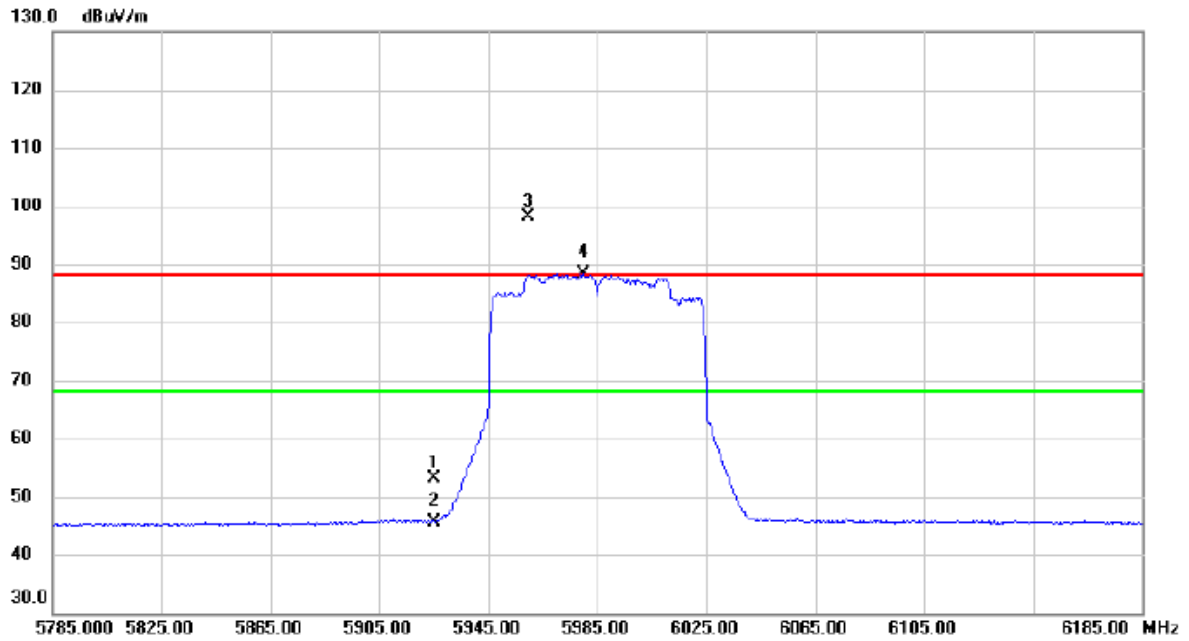
Test Mode	UNII-5_TX AX(HE40) Mode 6405 MHz	Polarization	Horizontal
-----------	----------------------------------	--------------	------------



No.	Mk.	Freq. MHz	Reading Level dBuV	Correct Factor dB	Measure- ment dBuV/m	Limit dBuV/m	Margin dB	Detector	Comment
1		12808.285	37.24	16.43	53.67	88.20	-34.53	peak	
2	*	12812.035	26.53	16.44	42.97	68.20	-25.23	AVG	

REMARKS:
 (1) Measurement Value = Reading Level + Correct Factor.
 (2) Margin Level = Measurement Value - Limit Value.

Test Mode	UNII-5_TX AX(HE80) Mode 5985 MHz	Polarization	Vertical
-----------	----------------------------------	--------------	----------

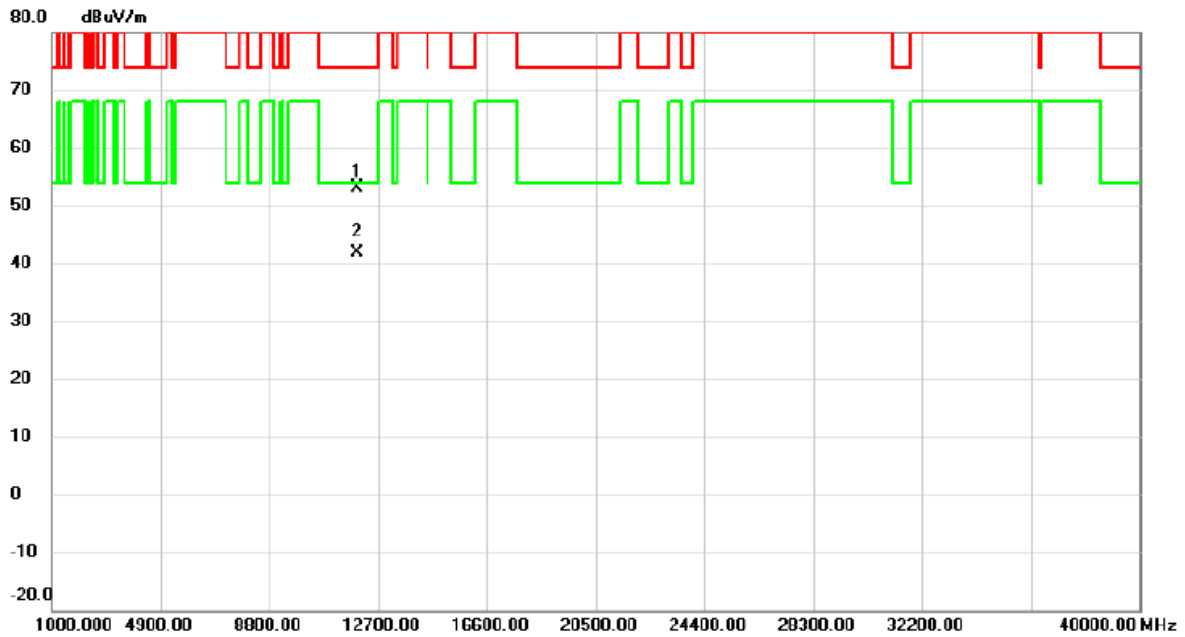


No.	Mk.	Freq. MHz	Reading Level dBuV	Correct Factor dB	Measure- ment dBuV/m	Limit dBuV/m	Margin dB	Detector	Comment
1		5925.000	36.20	16.91	53.11	88.20	-35.09	peak	
2		5925.000	28.84	16.91	45.75	68.20	-22.45	AVG	
3	X	5959.800	81.31	16.93	98.24	88.20	10.04	peak	No Limit
4	*	5980.200	71.52	16.95	88.47	68.20	20.27	AVG	No Limit

REMARKS:

- (1) Measurement Value = Reading Level + Correct Factor.
- (2) Margin Level = Measurement Value - Limit Value.

Test Mode	UNII-5_TX AX(HE80) Mode 5985 MHz	Polarization	Vertical
-----------	----------------------------------	--------------	----------

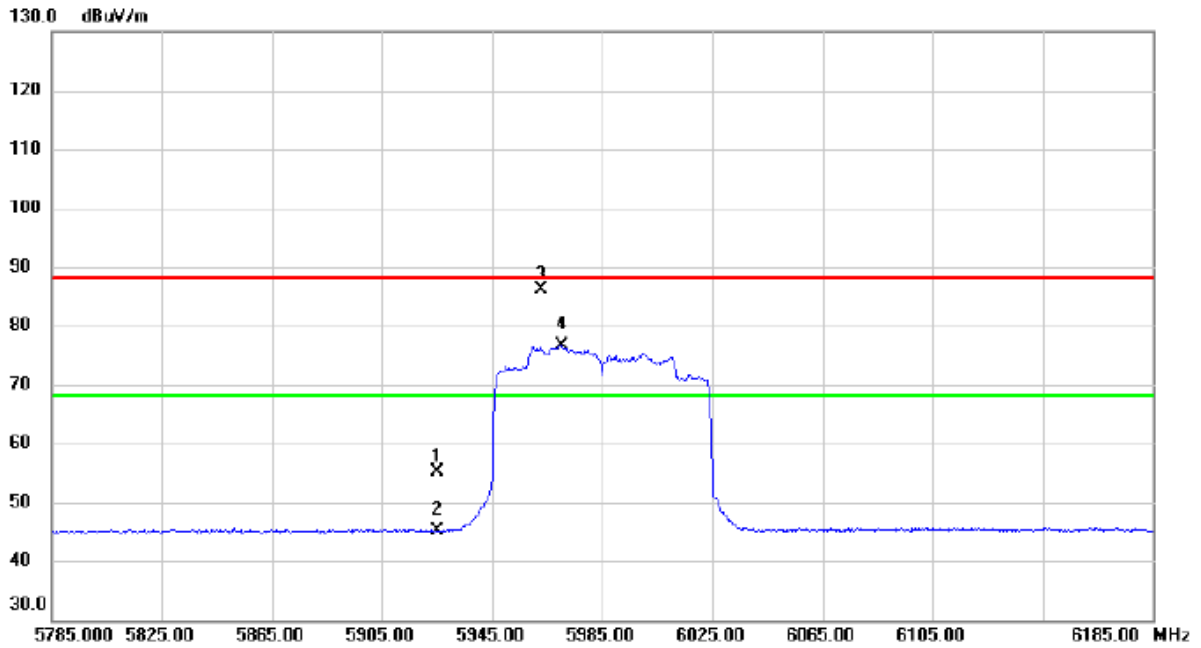


No.	Mk.	Freq. MHz	Reading Level dBuV	Correct Factor dB	Measure- ment dBuV/m	Limit dBuV/m	Margin dB	Detector	Comment
1		11968.620	38.06	15.05	53.11	74.00	-20.89	peak	
2	*	11971.060	26.90	15.05	41.95	54.00	-12.05	AVG	

REMARKS:

- (1) Measurement Value = Reading Level + Correct Factor.
- (2) Margin Level = Measurement Value - Limit Value.

Test Mode	UNII-5_TX AX(HE80) Mode 5985 MHz	Polarization	Horizontal
-----------	----------------------------------	--------------	------------

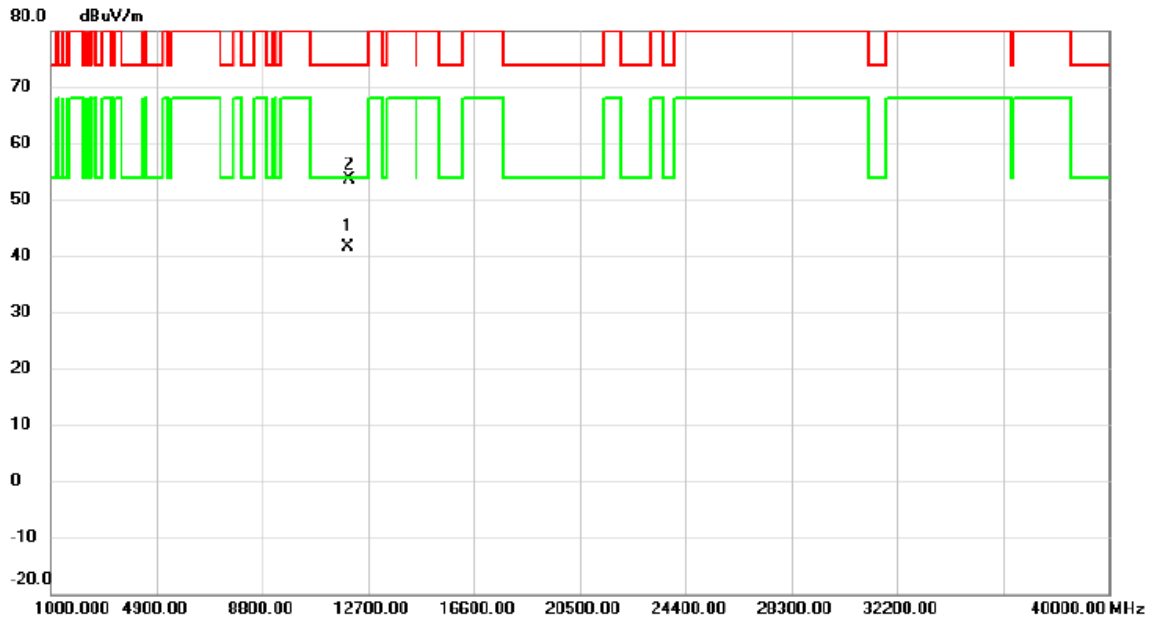


No.	Mk.	Freq. MHz	Reading Level dBuV	Correct Factor dB	Measure- ment dBuV/m	Limit dBuV/m	Margin dB	Detector	Comment
1		5925.000	38.15	16.91	55.06	88.20	-33.14	peak	
2		5925.000	28.20	16.91	45.11	68.20	-23.09	AVG	
3		5963.000	69.16	16.94	86.10	88.20	-2.10	peak	No Limit
4	*	5970.200	59.72	16.94	76.66	68.20	8.46	AVG	No Limit

REMARKS:

- (1) Measurement Value = Reading Level + Correct Factor.
- (2) Margin Level = Measurement Value - Limit Value.

Test Mode	UNII-5_TX AX(HE80) Mode 5985 MHz	Polarization	Horizontal
-----------	----------------------------------	--------------	------------

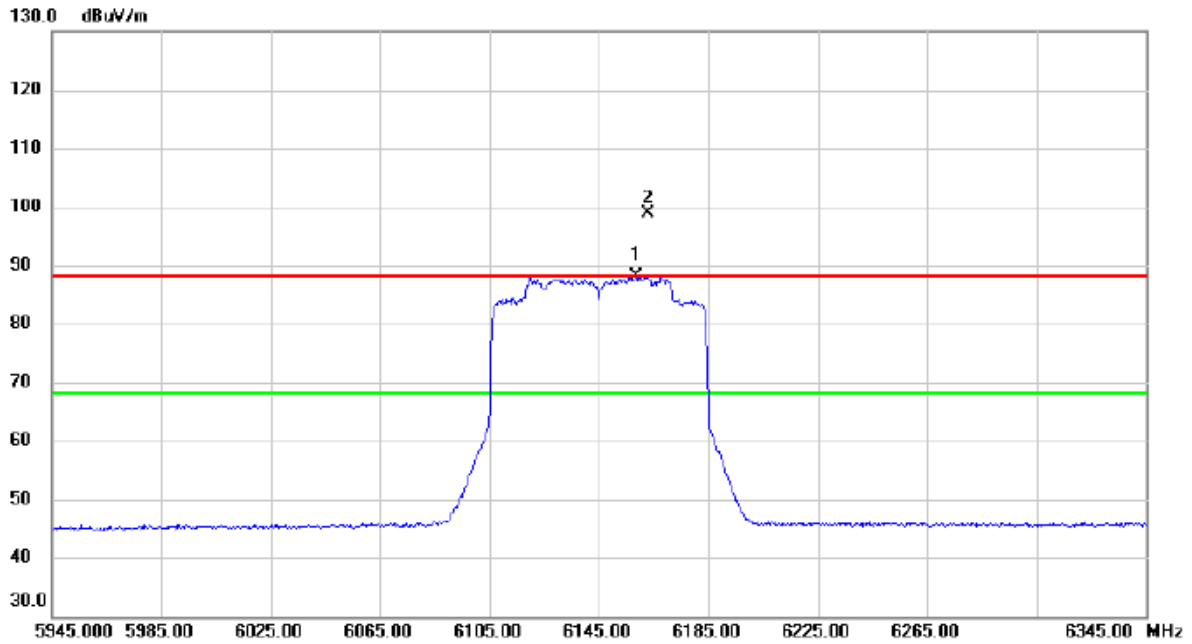


No.	Mk.	Freq. MHz	Reading Level dBuV	Correct Factor dB	Measure- ment dBuV/m	Limit dBuV/m	Margin dB	Detector	Comment
1	*	11970.650	26.54	15.05	41.59	54.00	-12.41	AVG	
2		11972.640	38.55	15.06	53.61	74.00	-20.39	peak	

REMARKS:

- (1) Measurement Value = Reading Level + Correct Factor.
- (2) Margin Level = Measurement Value - Limit Value.

Test Mode	UNII-5_TX AX(HE80) Mode 6145 MHz	Polarization	Vertical
-----------	----------------------------------	--------------	----------

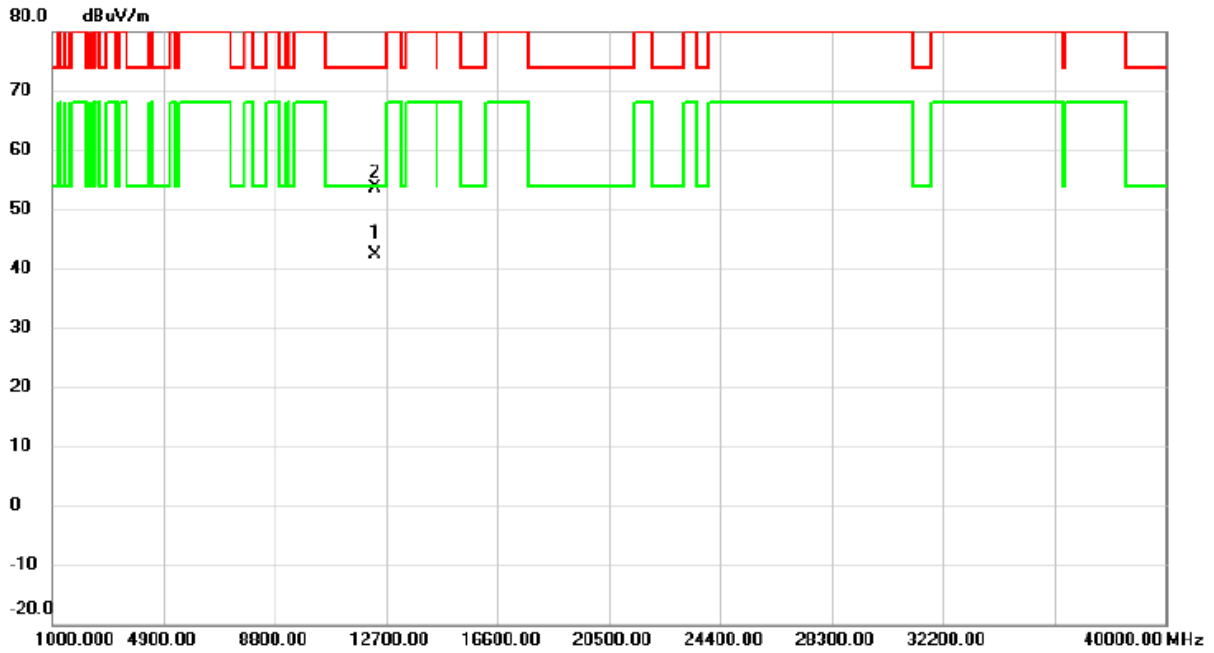


No.	Mk.	Freq. MHz	Reading Level dBuV	Correct Factor dB	Measure- ment dBuV/m	Limit dBuV/m	Margin dB	Detector	Comment
1	*	6158.600	70.78	17.27	88.05	68.20	19.85	AVG	No Limit
2	X	6163.000	81.68	17.27	98.95	88.20	10.75	peak	No Limit

REMARKS:

- (1) Measurement Value = Reading Level + Correct Factor.
- (2) Margin Level = Measurement Value - Limit Value.

Test Mode	UNII-5_TX AX(HE80) Mode 6145 MHz	Polarization	Vertical
-----------	----------------------------------	--------------	----------

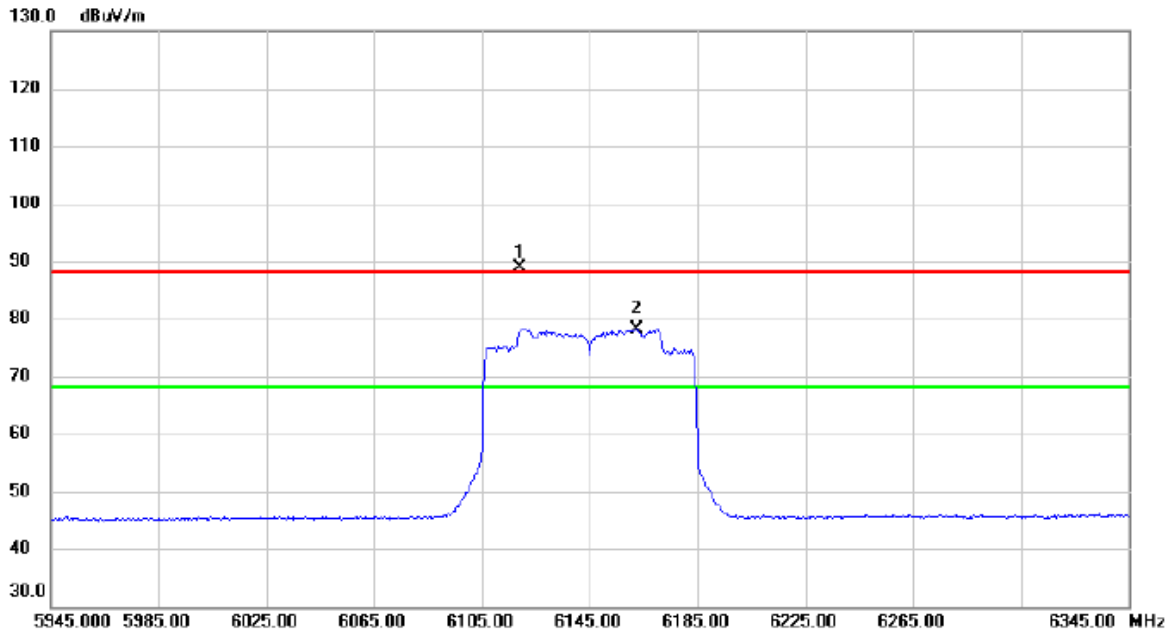


No.	Mk.	Freq. MHz	Reading Level dBuV	Correct Factor dB	Measure- ment dBuV/m	Limit dBuV/m	Margin dB	Detector	Comment
1	*	12291.950	26.72	15.68	42.40	54.00	-11.60	AVG	
2		12292.310	37.90	15.68	53.58	74.00	-20.42	peak	

REMARKS:

- (1) Measurement Value = Reading Level + Correct Factor.
- (2) Margin Level = Measurement Value - Limit Value.

Test Mode	UNII-5_TX AX(HE80) Mode 6145 MHz	Polarization	Horizontal
-----------	----------------------------------	--------------	------------



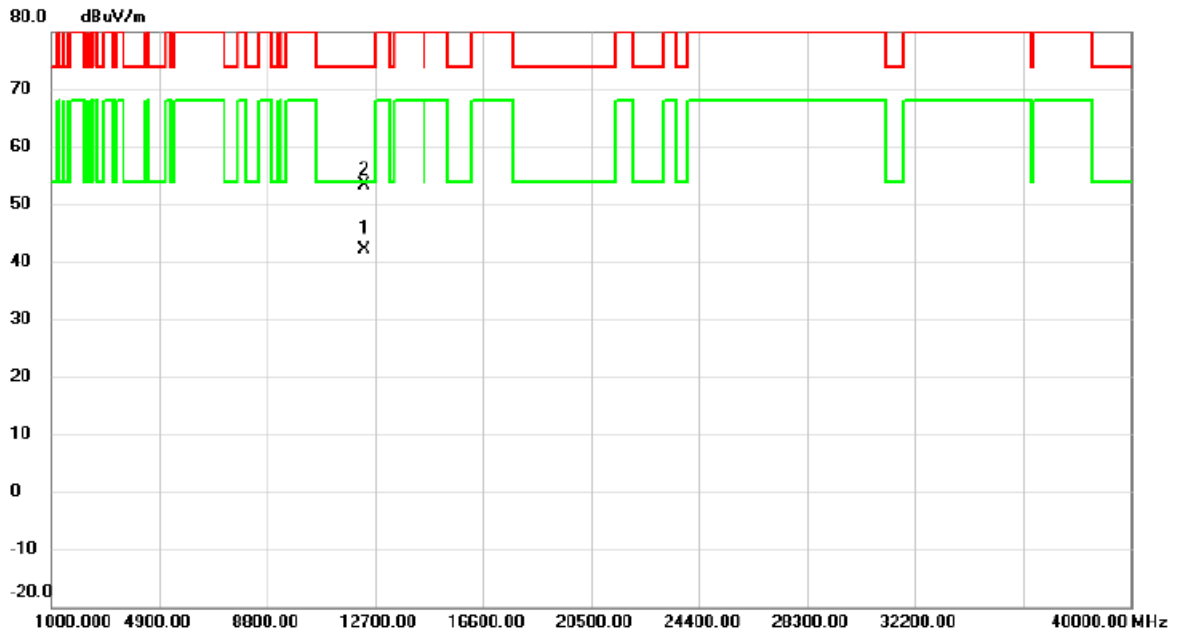
No.	Mk.	Freq. MHz	Reading Level dBuV	Correct Factor dB	Measure- ment dBuV/m	Limit dBuV/m	Margin dB	Detector	Comment
1	X	6119.400	71.79	17.19	88.98	88.20	0.78	peak	No Limit
2	*	6162.200	60.94	17.27	78.21	68.20	10.01	AVG	No Limit

REMARKS:

(1) Measurement Value = Reading Level + Correct Factor.

(2) Margin Level = Measurement Value - Limit Value.

Test Mode	UNII-5_TX AX(HE80) Mode 6145 MHz	Polarization	Horizontal
-----------	----------------------------------	--------------	------------



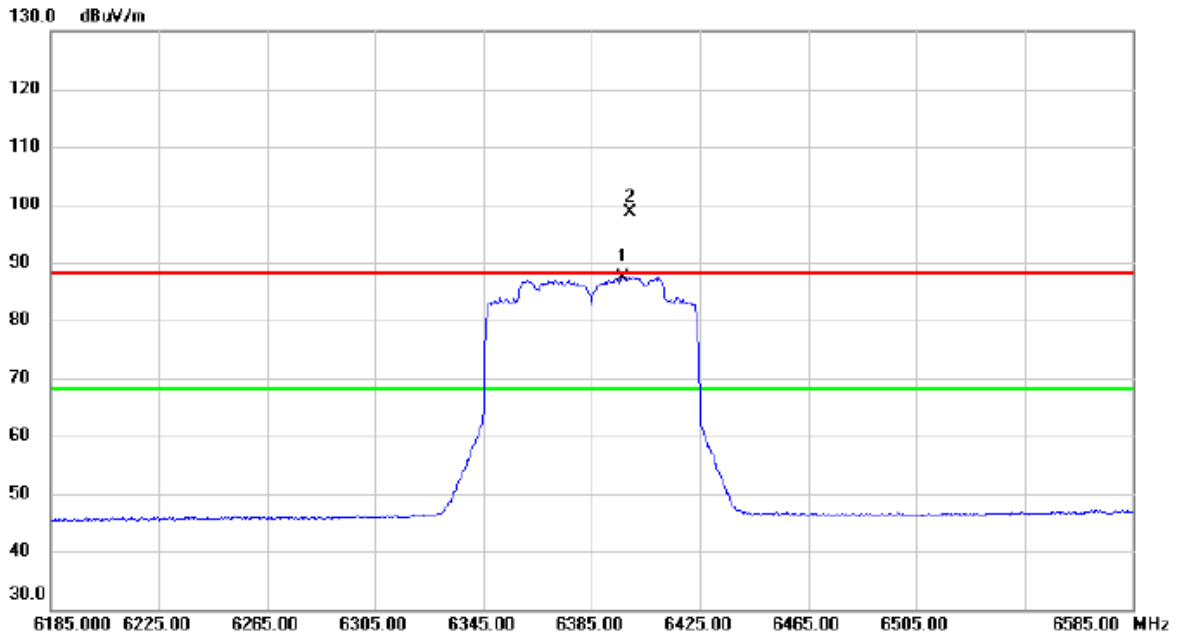
No.	Mk.	Freq. MHz	Reading Level dBuV	Correct Factor dB	Measure- ment dBuV/m	Limit dBuV/m	Margin dB	Detector	Comment
1	*	12291.640	26.55	15.67	42.22	54.00	-11.78	AVG	
2		12292.610	37.79	15.68	53.47	74.00	-20.53	peak	

REMARKS:

(1) Measurement Value = Reading Level + Correct Factor.

(2) Margin Level = Measurement Value - Limit Value.

Test Mode	UNII-5_TX AX(HE80) Mode 6385 MHz	Polarization	Vertical
-----------	----------------------------------	--------------	----------

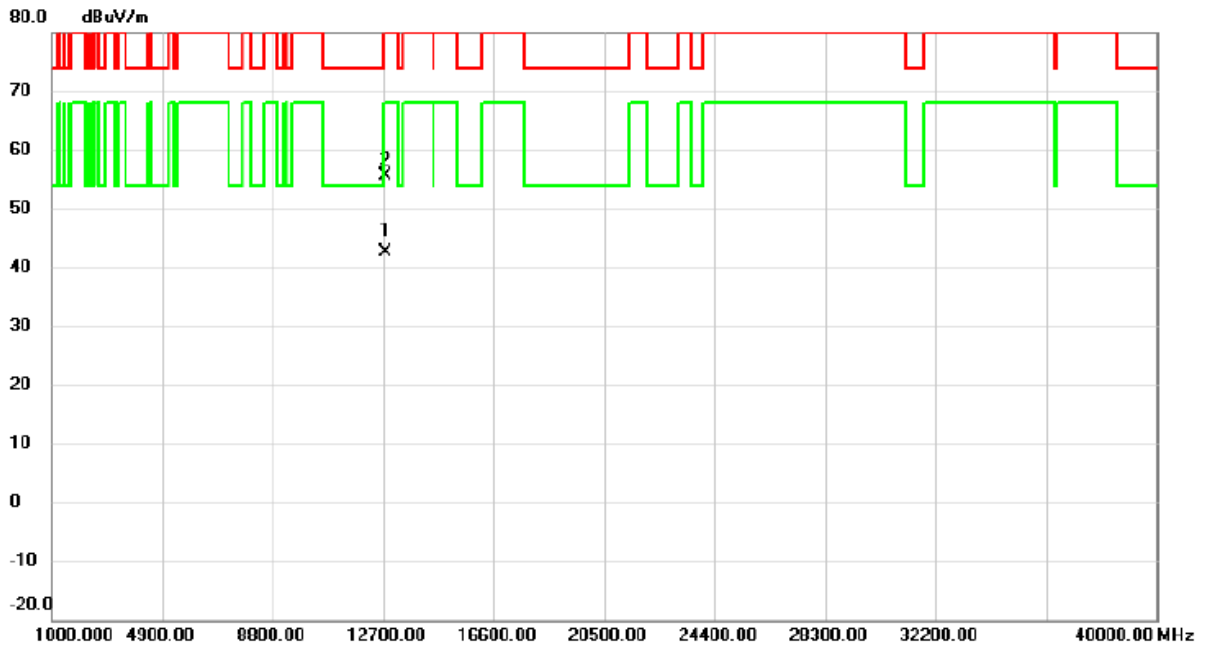


No.	Mk.	Freq.	Reading Level	Correct Factor	Measurement	Limit	Margin	Detector	Comment
		MHz	dBuV	dB	dBuV/m	dBuV/m	dB		
1	*	6396.600	69.79	17.71	87.50	68.20	19.30	AVG	No Limit
2	X	6399.000	81.00	17.71	98.71	88.20	10.51	peak	No Limit

REMARKS:

- (1) Measurement Value = Reading Level + Correct Factor.
- (2) Margin Level = Measurement Value - Limit Value.

Test Mode	UNII-5_TX AX(HE80) Mode 6385 MHz	Polarization	Vertical
-----------	----------------------------------	--------------	----------

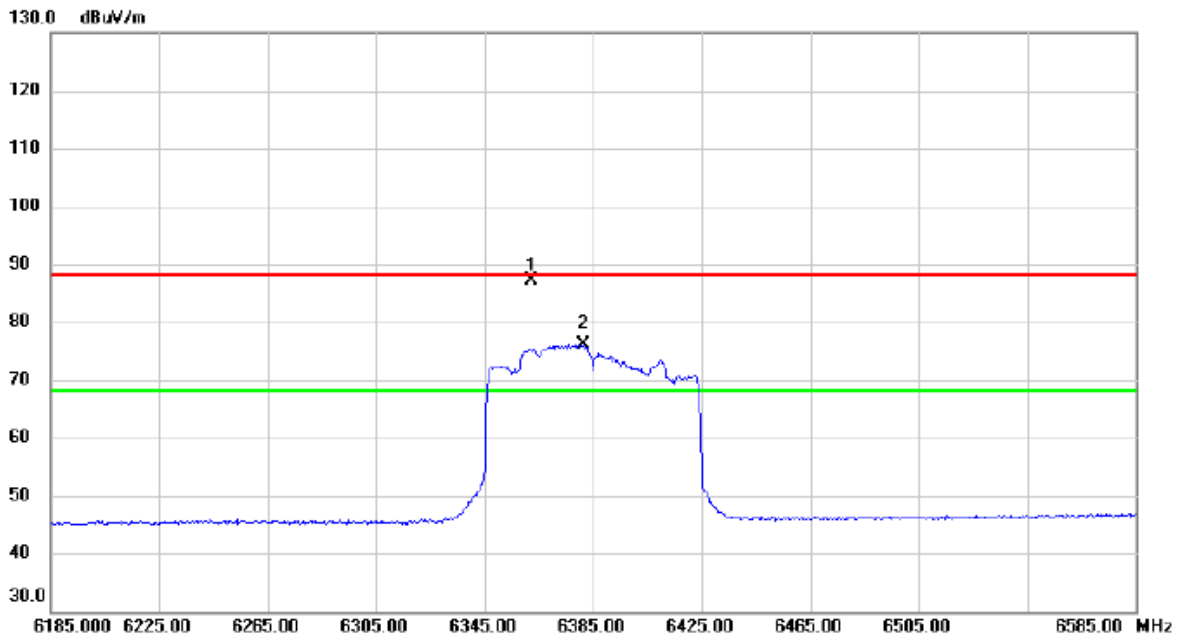


No.	Mk.	Freq. MHz	Reading Level dBuV	Correct Factor dB	Measure- ment dBuV/m	Limit dBuV/m	Margin dB	Detector	Comment
1	*	12774.690	26.12	16.39	42.51	68.20	-25.69	AVG	
2		12775.610	39.20	16.39	55.59	88.20	-32.61	peak	

REMARKS:

- (1) Measurement Value = Reading Level + Correct Factor.
- (2) Margin Level = Measurement Value - Limit Value.

Test Mode	UNII-5_TX AX(HE80) Mode 6385 MHz	Polarization	Horizontal
-----------	----------------------------------	--------------	------------

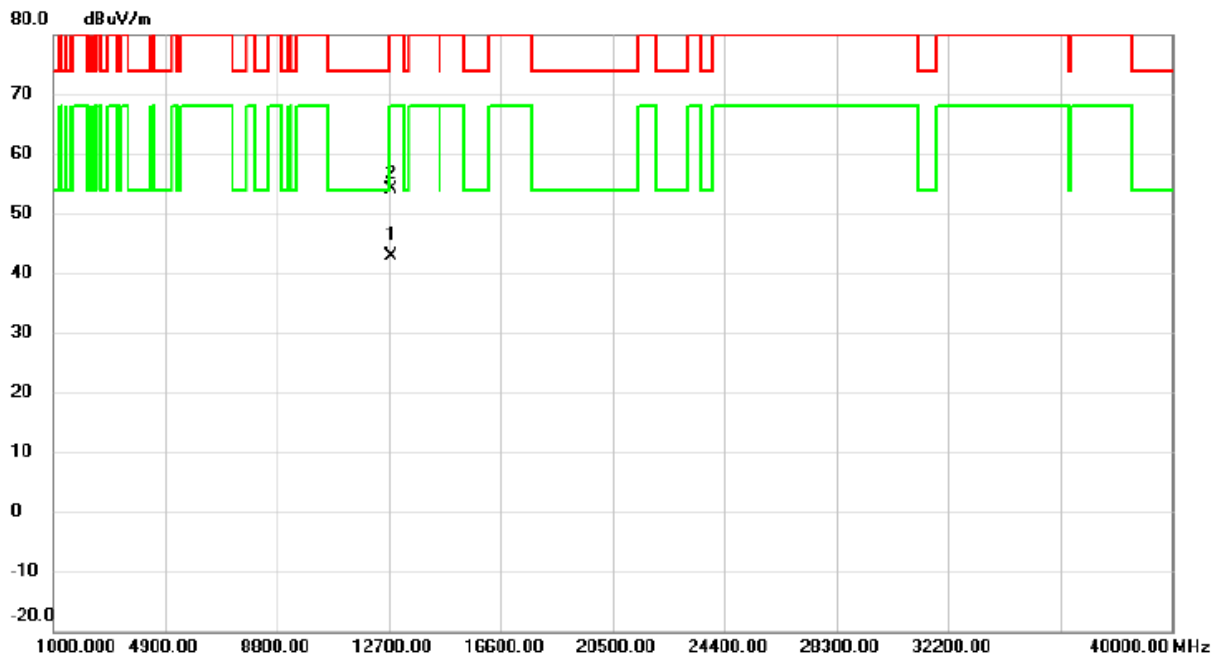


No.	Mk.	Freq.	Reading Level	Correct Factor	Measurement	Limit	Margin	Detector	Comment
		MHz	dBuV	dB	dBuV/m	dBuV/m	dB		
1		6362.200	69.41	17.64	87.05	88.20	-1.15	peak	No Limit
2	*	6381.400	58.40	17.68	76.08	68.20	7.88	AVG	No Limit

REMARKS:

- (1) Measurement Value = Reading Level + Correct Factor.
- (2) Margin Level = Measurement Value - Limit Value.

Test Mode	UNII-5_TX AX(HE80) Mode 6385 MHz	Polarization	Horizontal
-----------	----------------------------------	--------------	------------

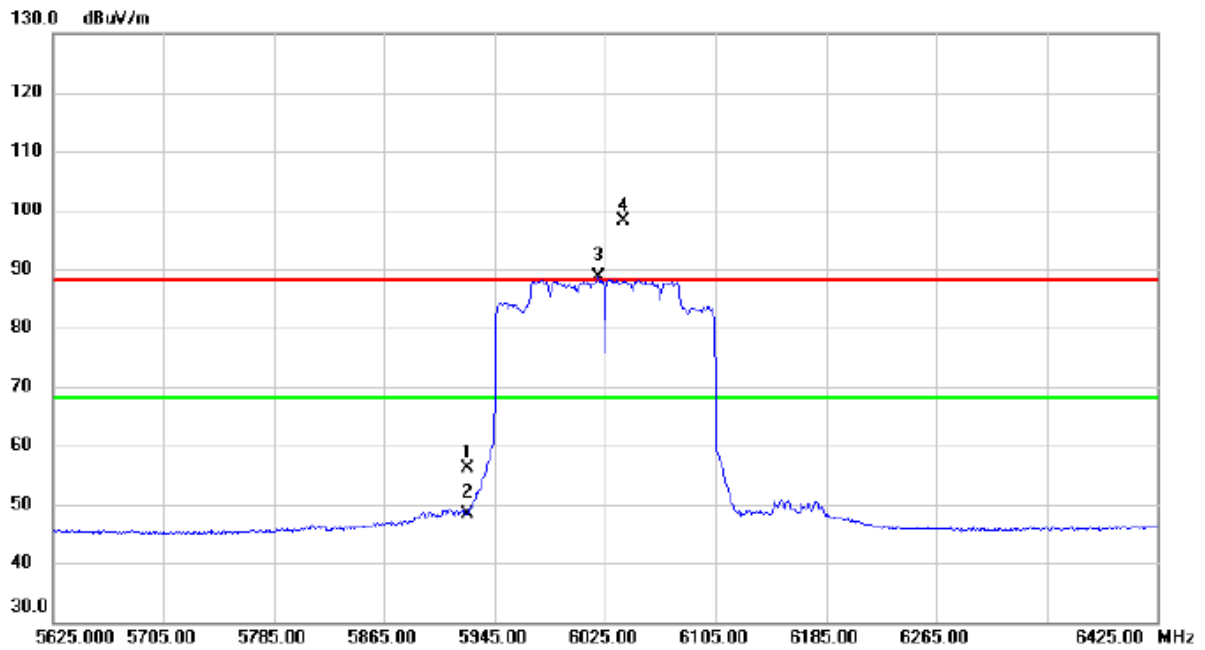


No.	Mk.	Freq. MHz	Reading Level dBuV	Correct Factor dB	Measure- ment dBuV/m	Limit dBuV/m	Margin dB	Detector	Comment
1	*	12770.630	26.37	16.39	42.76	68.20	-25.44	AVG	
2		12772.610	37.73	16.39	54.12	88.20	-34.08	peak	

REMARKS:

- (1) Measurement Value = Reading Level + Correct Factor.
- (2) Margin Level = Measurement Value - Limit Value.

Test Mode	UNII-5_TX AX(HE160) Mode 6025 MHz	Polarization	Vertical
-----------	-----------------------------------	--------------	----------

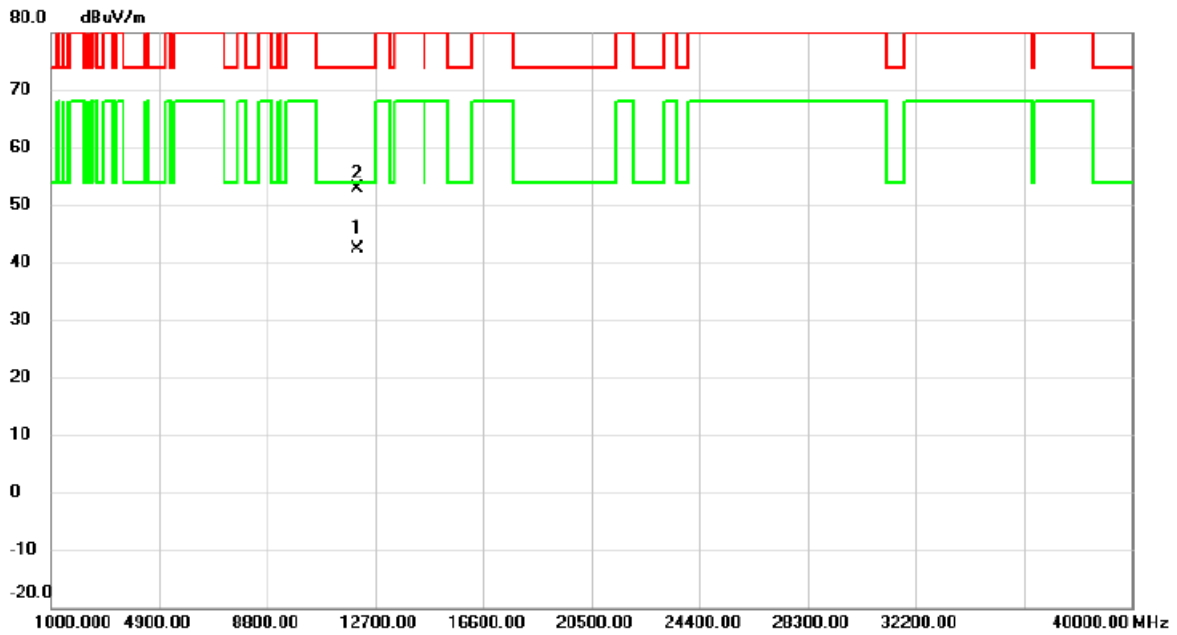


No.	Mk.	Freq. MHz	Reading Level dBuV	Correct Factor dB	Measure- ment dBuV/m	Limit dBuV/m	Margin dB	Detector	Comment
1		5925.000	39.23	16.91	56.14	88.20	-32.06	peak	
2		5925.000	31.50	16.91	48.41	68.20	-19.79	AVG	
3	*	6020.200	71.55	17.00	88.55	68.20	20.35	AVG	No Limit
4	X	6037.800	81.14	17.03	98.17	88.20	9.97	peak	No Limit

REMARKS:

- (1) Measurement Value = Reading Level + Correct Factor.
- (2) Margin Level = Measurement Value - Limit Value.

Test Mode	UNII-5_TX AX(HE160) Mode 6025 MHz	Polarization	Vertical
-----------	-----------------------------------	--------------	----------

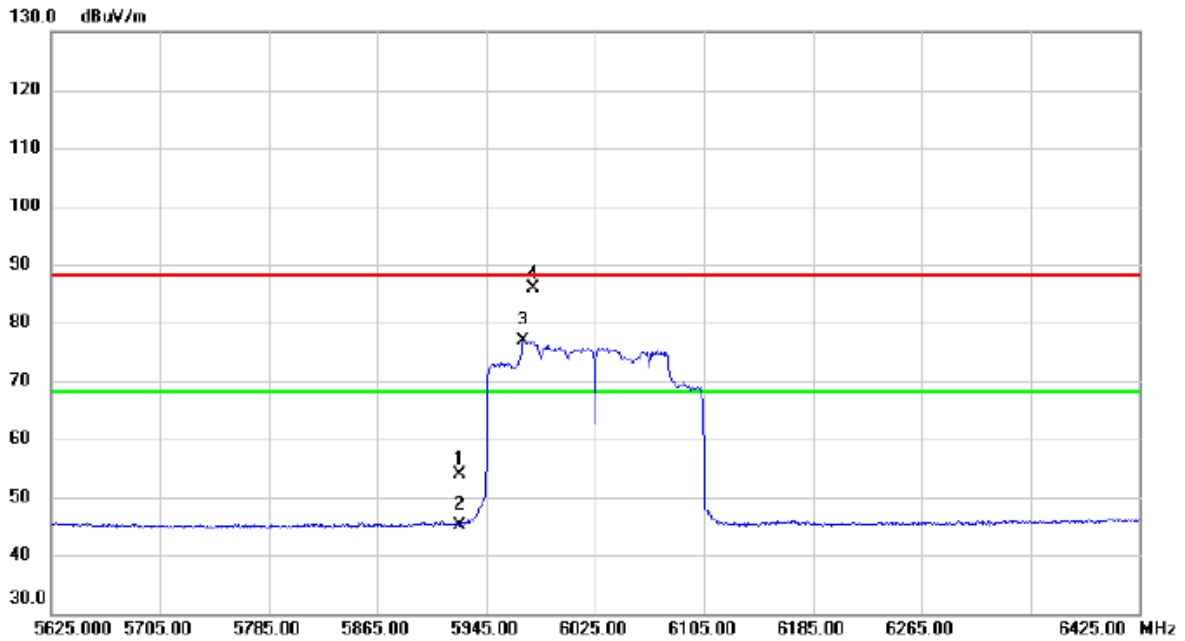


No.	Mk.	Freq. MHz	Reading Level dBuV	Correct Factor dB	Measure- ment dBuV/m	Limit dBuV/m	Margin dB	Detector	Comment
1	*	12047.000	27.19	15.17	42.36	54.00	-11.64	AVG	
2		12050.770	37.79	15.18	52.97	74.00	-21.03	peak	

REMARKS:

- (1) Measurement Value = Reading Level + Correct Factor.
- (2) Margin Level = Measurement Value - Limit Value.

Test Mode	UNII-5_TX AX(HE160) Mode 6025 MHz	Polarization	Horizontal
-----------	-----------------------------------	--------------	------------

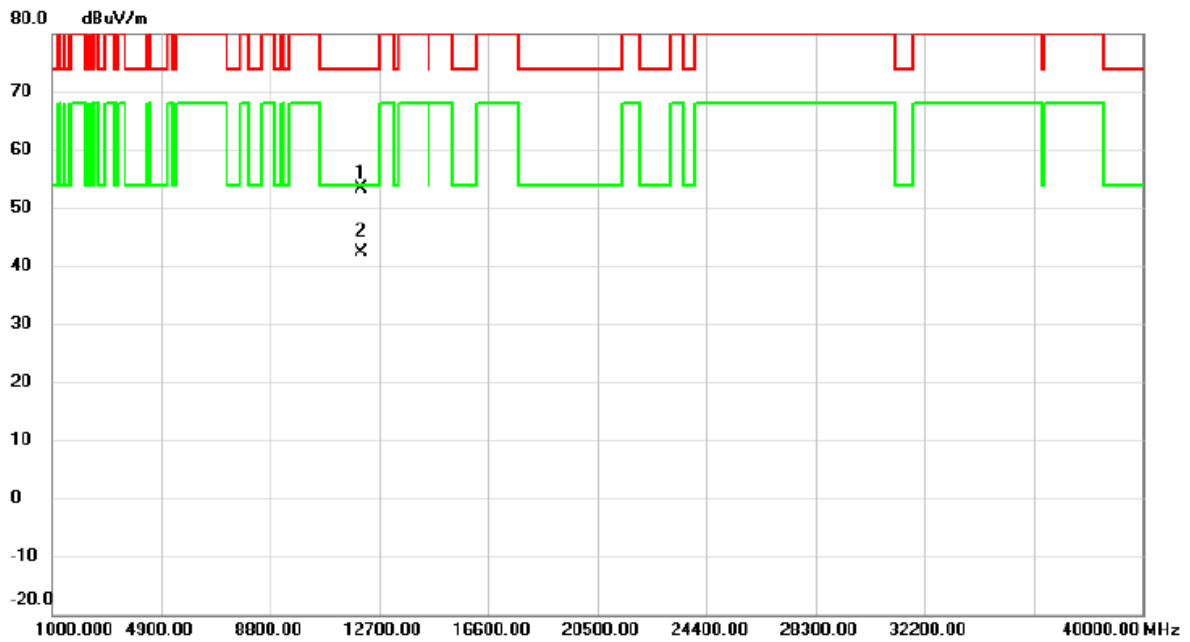


No. Mk.	Freq. MHz	Reading Level dBuV	Correct Factor dB	Measurement dBuV/m	Limit dBuV/m	Margin dB	Detector	Comment
1	5925.000	36.98	16.91	53.89	88.20	-34.31	peak	
2	5925.000	28.27	16.91	45.18	68.20	-23.02	AVG	
3 *	5972.200	60.01	16.95	76.96	68.20	8.76	AVG	No Limit
4	5980.200	68.86	16.95	85.81	88.20	-2.39	peak	No Limit

REMARKS:

- (1) Measurement Value = Reading Level + Correct Factor.
- (2) Margin Level = Measurement Value - Limit Value.

Test Mode	UNII-5_TX AX(HE160) Mode 6025 MHz	Polarization	Horizontal
-----------	-----------------------------------	--------------	------------

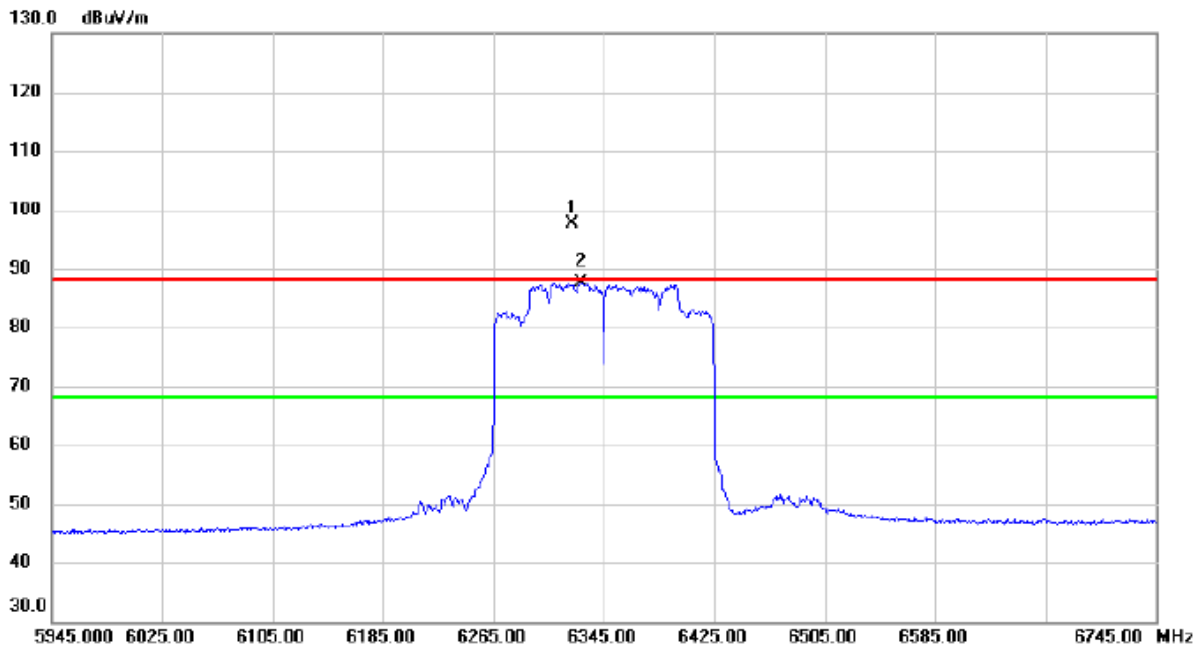


No.	Mk.	Freq. MHz	Reading Level dBuV	Correct Factor dB	Measure- ment dBuV/m	Limit dBuV/m	Margin dB	Detector	Comment
1		12045.980	38.22	15.17	53.39	74.00	-20.61	peak	
2	*	12051.040	27.10	15.18	42.28	54.00	-11.72	AVG	

REMARKS:

- (1) Measurement Value = Reading Level + Correct Factor.
- (2) Margin Level = Measurement Value - Limit Value.

Test Mode	UNII-5_TX AX(HE160) Mode 6345 MHz	Polarization	Vertical
-----------	-----------------------------------	--------------	----------

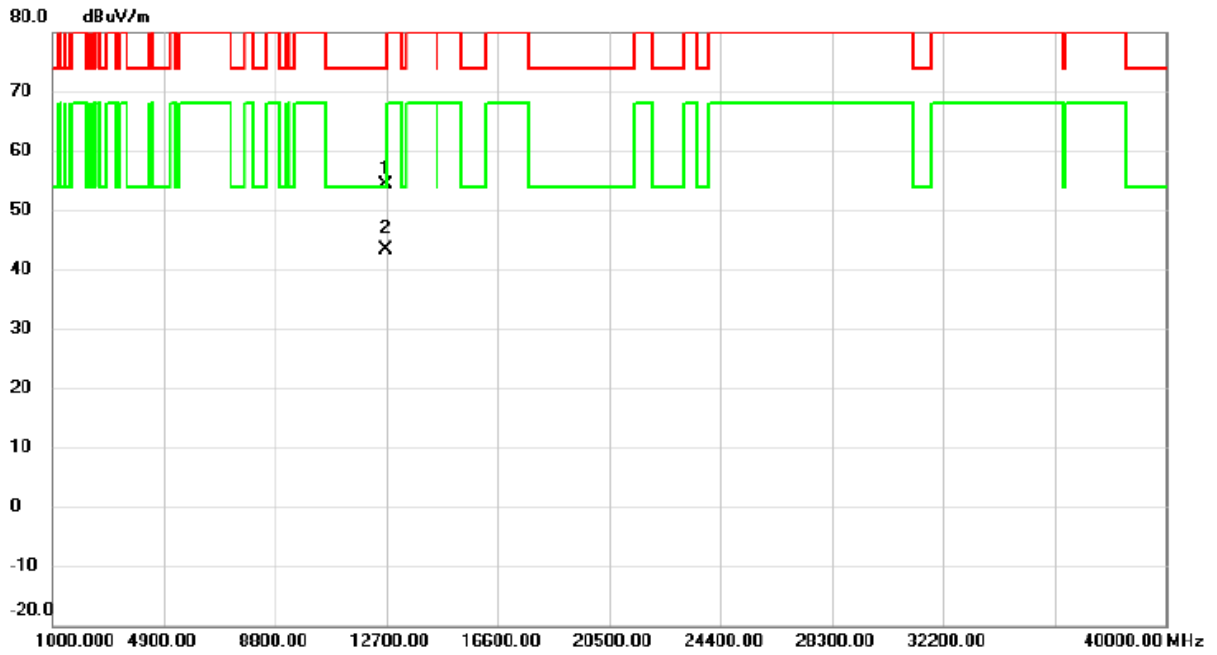


No.	Mk.	Freq. MHz	Reading Level dBuV	Correct Factor dB	Measure- ment dBuV/m	Limit dBuV/m	Margin dB	Detector	Comment
1	X	6321.800	80.03	17.57	97.60	88.20	9.40	peak	No Limit
2	*	6328.200	70.07	17.57	87.64	68.20	19.44	AVG	No Limit

REMARKS:

- (1) Measurement Value = Reading Level + Correct Factor.
- (2) Margin Level = Measurement Value - Limit Value.

Test Mode	UNII-5_TX AX(HE160) Mode 6345 MHz	Polarization	Vertical
-----------	-----------------------------------	--------------	----------

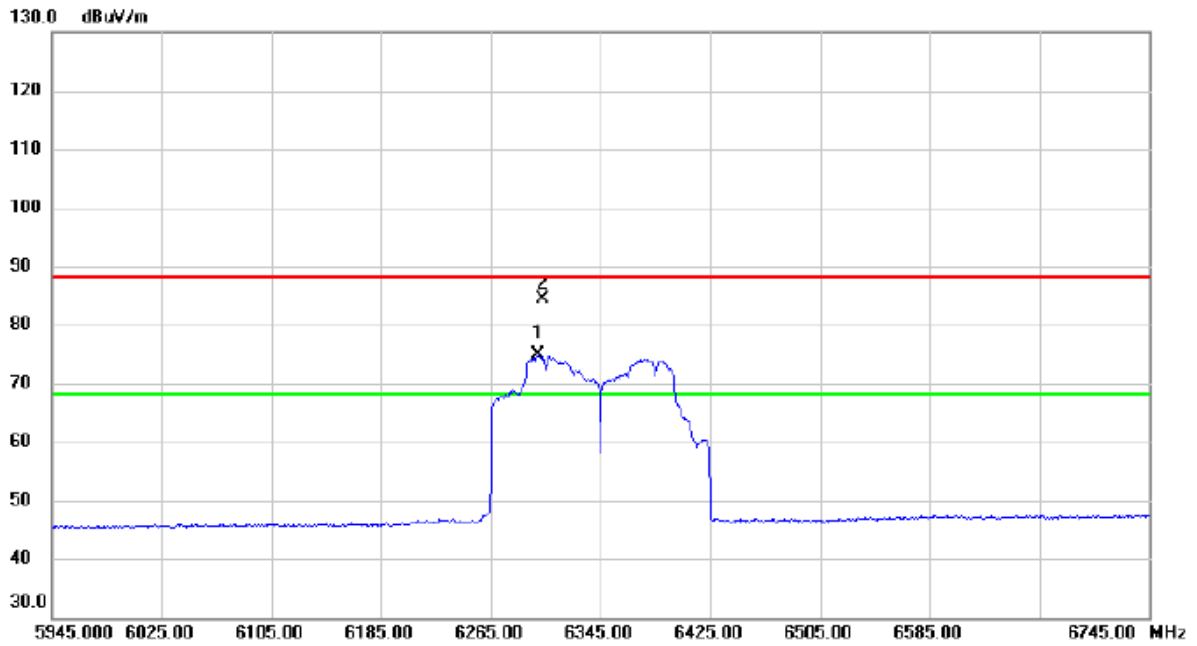


No.	Mk.	Freq. MHz	Reading Level dBuV	Correct Factor dB	Measure- ment dBuV/m	Limit dBuV/m	Margin dB	Detector	Comment
1		12685.390	38.07	16.30	54.37	74.00	-19.63	peak	
2	*	12692.680	27.05	16.31	43.36	54.00	-10.64	AVG	

REMARKS:

- (1) Measurement Value = Reading Level + Correct Factor.
- (2) Margin Level = Measurement Value - Limit Value.

Test Mode	UNII-5_TX AX(HE160) Mode 6345 MHz	Polarization	Horizontal
-----------	-----------------------------------	--------------	------------

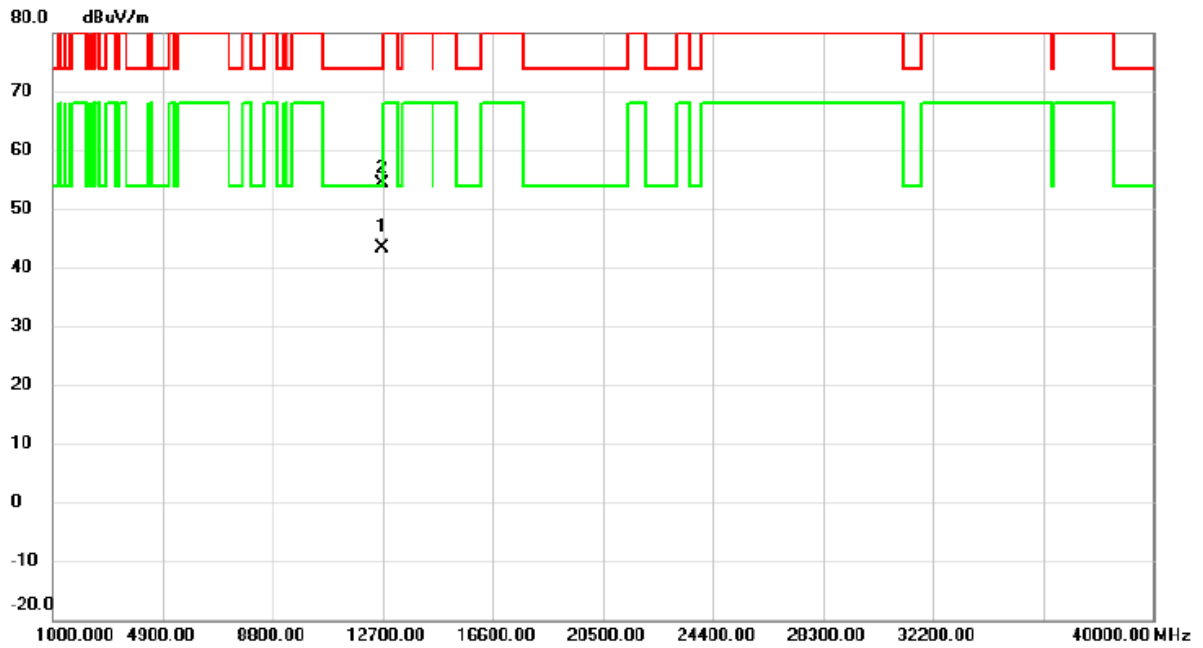


No.	Mk.	Freq. MHz	Reading Level dBuV	Correct Factor dB	Measure- ment dBuV/m	Limit dBuV/m	Margin dB	Detector	Comment
1	*	6300.200	57.42	17.52	74.94	68.20	6.74	AVG	No Limit
2		6303.400	66.82	17.53	84.35	88.20	-3.85	peak	No Limit

REMARKS:

- (1) Measurement Value = Reading Level + Correct Factor.
- (2) Margin Level = Measurement Value - Limit Value.

Test Mode	UNII-5_TX AX(HE160) Mode 6345 MHz	Polarization	Horizontal
-----------	-----------------------------------	--------------	------------

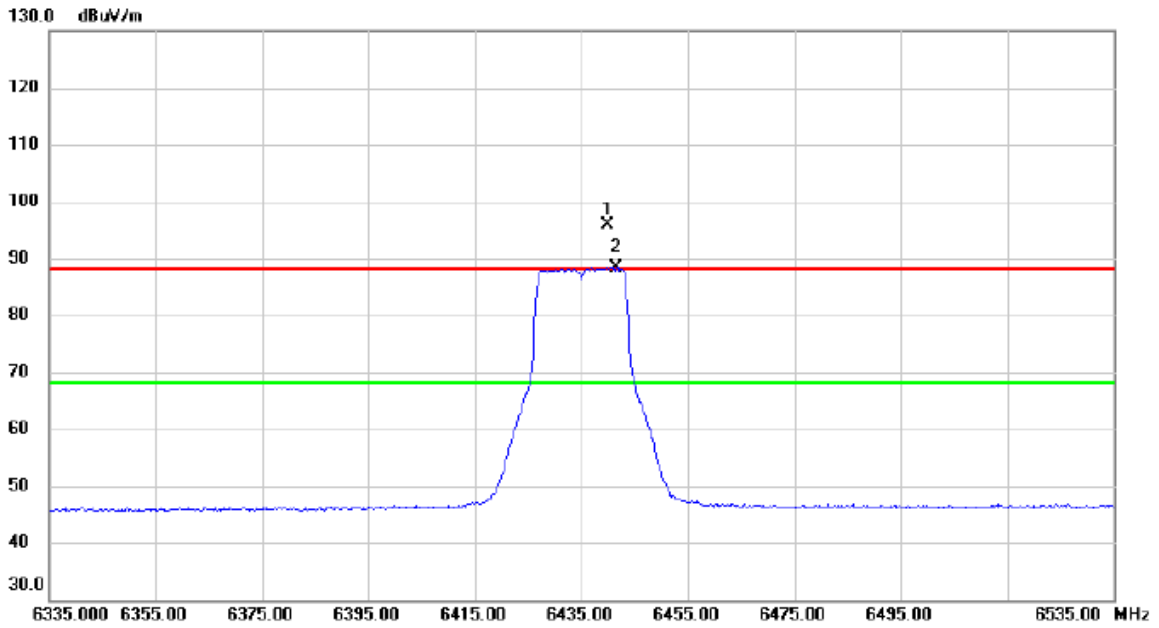


No.	Mk.	Freq. MHz	Reading Level dBuV	Correct Factor dB	Measure- ment dBuV/m	Limit dBuV/m	Margin dB	Detector	Comment
1	*	12693.880	27.05	16.32	43.37	54.00	-10.63	AVG	
2		12694.110	38.04	16.32	54.36	74.00	-19.64	peak	

REMARKS:

- (1) Measurement Value = Reading Level + Correct Factor.
- (2) Margin Level = Measurement Value - Limit Value.

Test Mode	UNII-6_TX A Mode 6435 MHz	Polarization	Vertical
-----------	---------------------------	--------------	----------

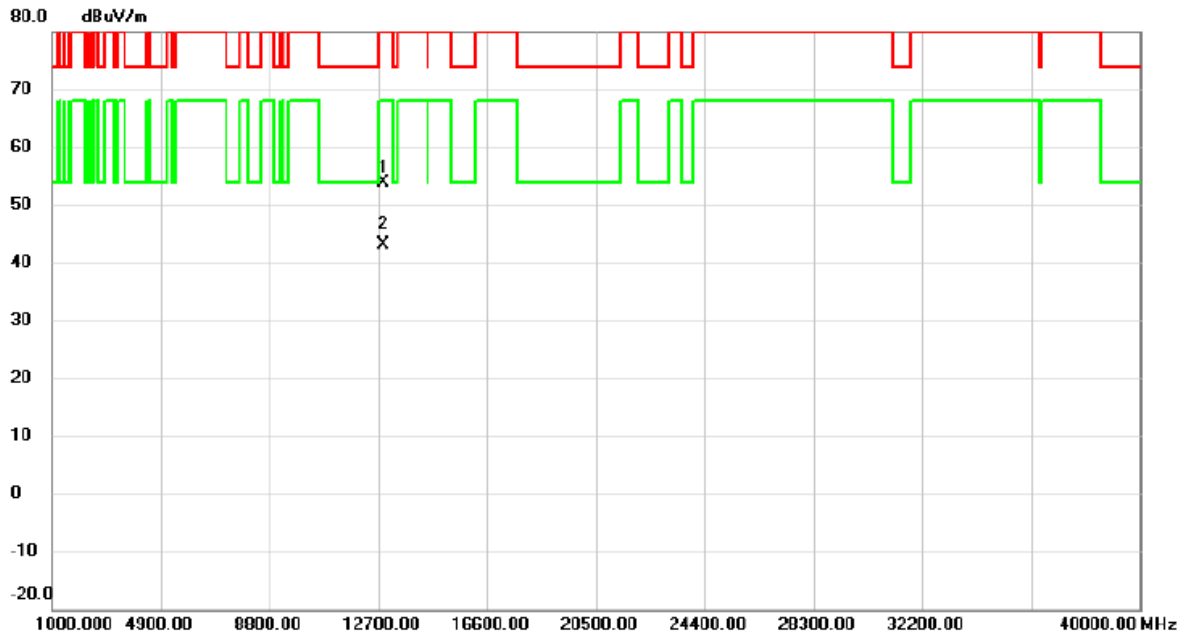


No.	Mk.	Freq. MHz	Reading Level dBuV	Correct Factor dB	Measure- ment dBuV/m	Limit dBuV/m	Margin dB	Detector	Comment
1	X	6440.000	78.03	17.78	95.81	88.20	7.61	peak	No Limit
2	*	6441.600	70.59	17.78	88.37	68.20	20.17	AVG	No Limit

REMARKS:

- (1) Measurement Value = Reading Level + Correct Factor.
- (2) Margin Level = Measurement Value - Limit Value.

Test Mode	UNII-6_TX A Mode 6435 MHz	Polarization	Vertical
-----------	---------------------------	--------------	----------

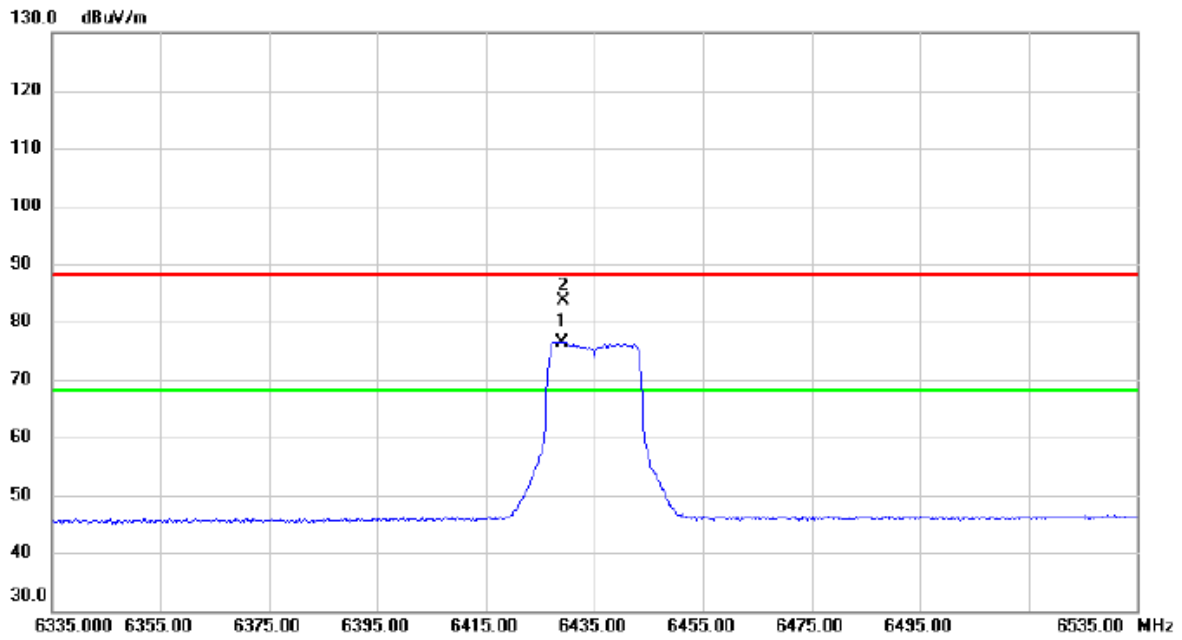


No.	Mk.	Freq. MHz	Reading Level dBuV	Correct Factor dB	Measure- ment dBuV/m	Limit dBuV/m	Margin dB	Detector	Comment
1		12871.200	37.30	16.50	53.80	88.20	-34.40	peak	
2	*	12873.270	26.67	16.50	43.17	68.20	-25.03	AVG	

REMARKS:

- (1) Measurement Value = Reading Level + Correct Factor.
- (2) Margin Level = Measurement Value - Limit Value.

Test Mode	UNII-6_TX A Mode 6435 MHz	Polarization	Horizontal
-----------	---------------------------	--------------	------------



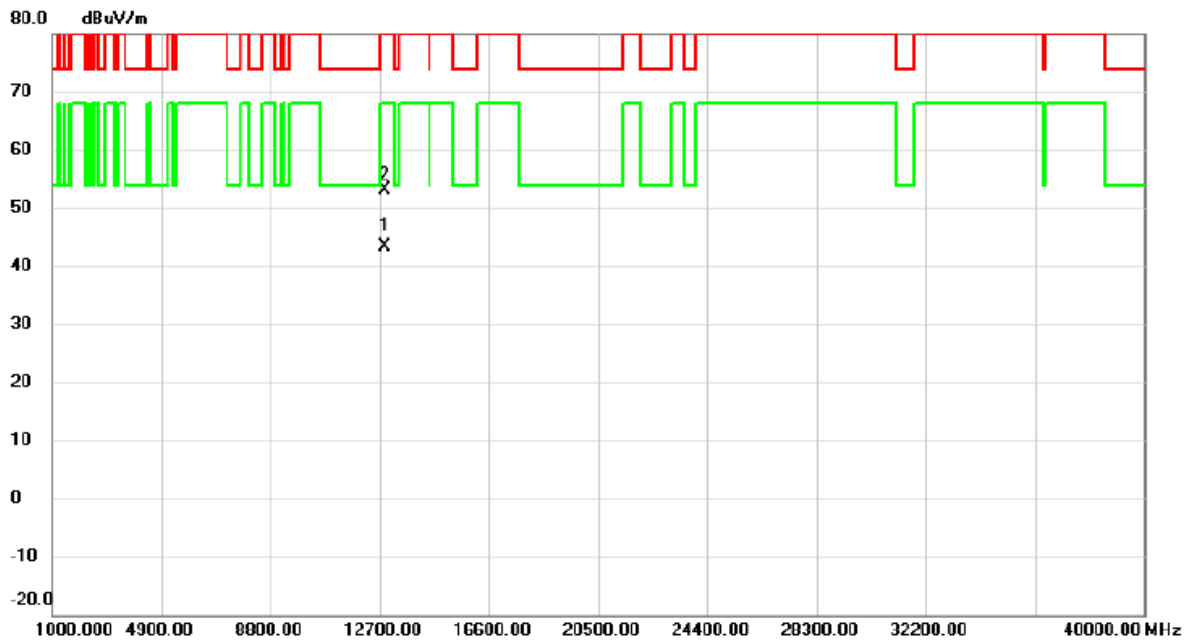
No.	Mk.	Freq. MHz	Reading Level dBuV	Correct Factor dB	Measure- ment dBuV/m	Limit dBuV/m	Margin dB	Detector	Comment
1	*	6429.000	58.73	17.76	76.49	68.20	8.29	AVG	No Limit
2		6429.200	65.95	17.76	83.71	88.20	-4.49	peak	No Limit

REMARKS:

(1) Measurement Value = Reading Level + Correct Factor.

(2) Margin Level = Measurement Value - Limit Value.

Test Mode	UNII-6_TX A Mode 6435 MHz	Polarization	Horizontal
-----------	---------------------------	--------------	------------

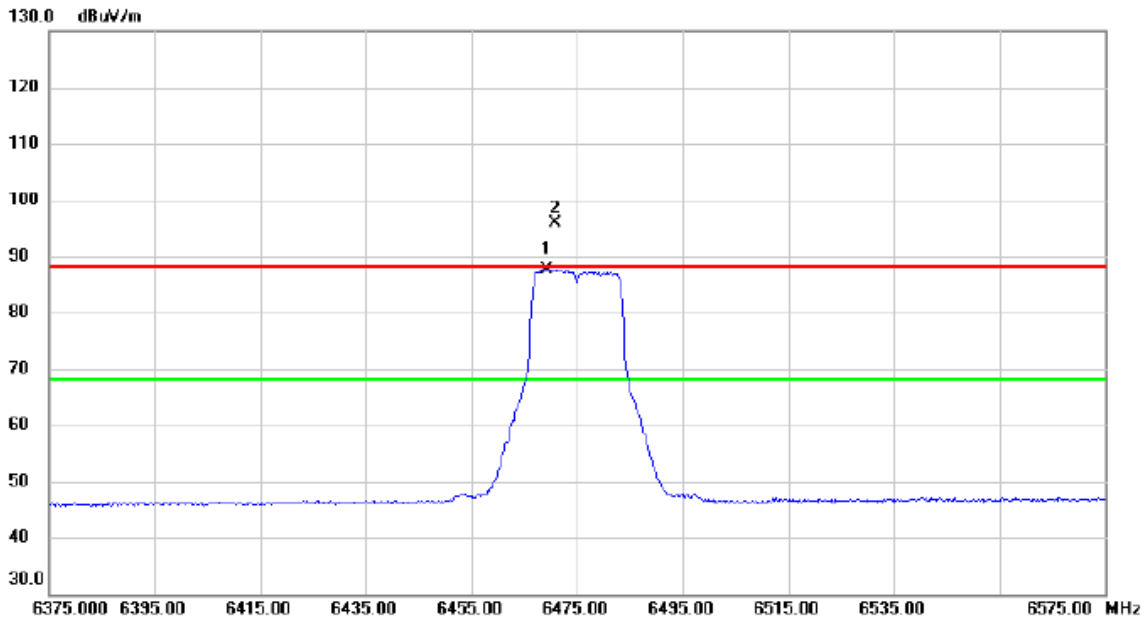


No.	Mk.	Freq. MHz	Reading Level dBuV	Correct Factor dB	Measure- ment dBuV/m	Limit dBuV/m	Margin dB	Detector	Comment
1	*	12866.780	26.94	16.49	43.43	68.20	-24.77	AVG	
2		12866.930	36.72	16.49	53.21	88.20	-34.99	peak	

REMARKS:

- (1) Measurement Value = Reading Level + Correct Factor.
- (2) Margin Level = Measurement Value - Limit Value.

Test Mode	UNII-6_TX A Mode 6475 MHz	Polarization	Vertical
-----------	---------------------------	--------------	----------

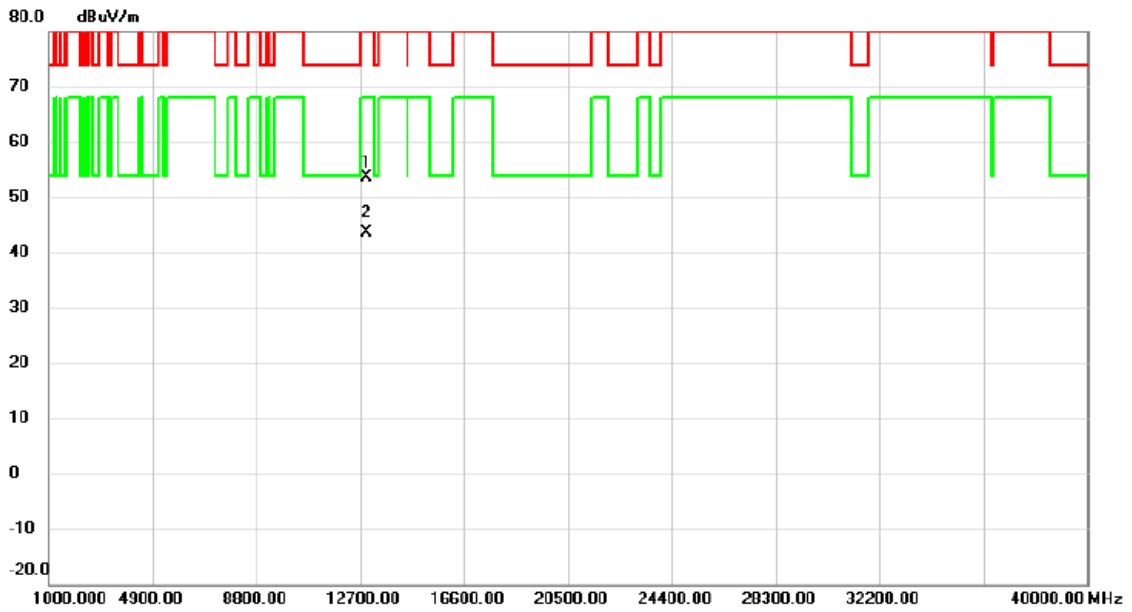


No.	Mk.	Freq. MHz	Reading Level dBuV	Correct Factor dB	Measure- ment dBuV/m	Limit dBuV/m	Margin dB	Detector	Comment
1	*	6469.400	69.81	17.85	87.66	68.20	19.46	AVG	No Limit
2	X	6470.800	77.91	17.85	95.76	88.20	7.56	peak	No Limit

REMARKS:

- (1) Measurement Value = Reading Level + Correct Factor.
- (2) Margin Level = Measurement Value - Limit Value.

Test Mode	UNII-6_TX A Mode 6475 MHz	Polarization	Vertical
-----------	---------------------------	--------------	----------

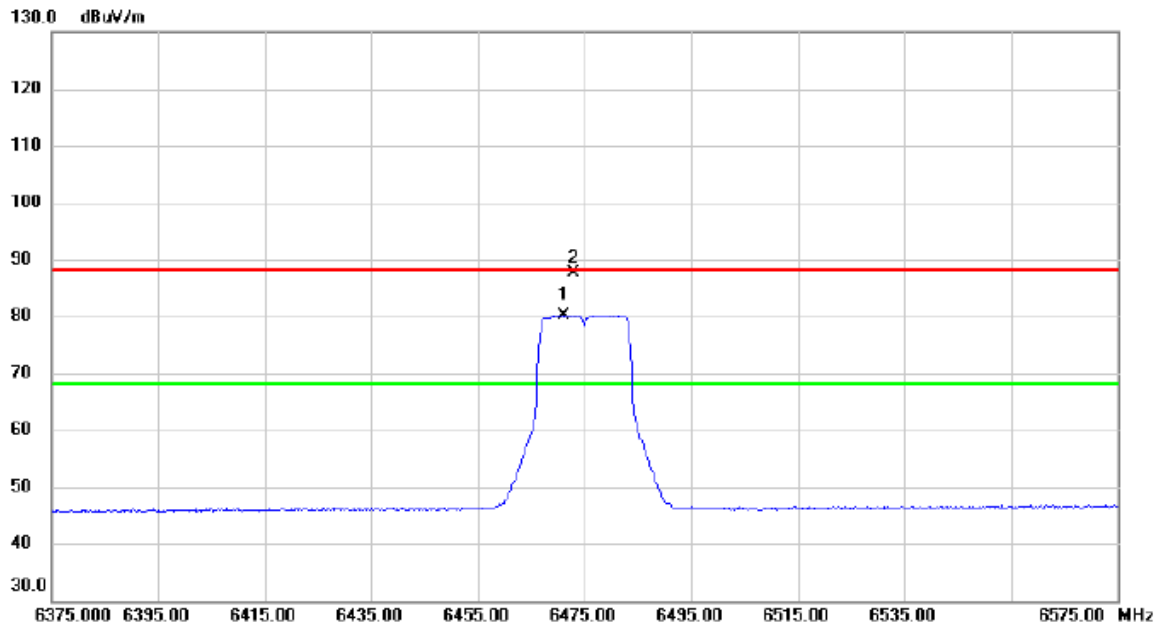


No.	Mk.	Freq. MHz	Reading Level dBuV	Correct Factor dB	Measure- ment dBuV/m	Limit dBuV/m	Margin dB	Detector	Comment
1		12951.770	36.93	16.58	53.51	88.20	-34.69	peak	
2	*	12952.860	27.01	16.58	43.59	68.20	-24.61	AVG	

REMARKS:

- (1) Measurement Value = Reading Level + Correct Factor.
- (2) Margin Level = Measurement Value - Limit Value.

Test Mode	UNII-6_TX A Mode 6475 MHz	Polarization	Horizontal
-----------	---------------------------	--------------	------------

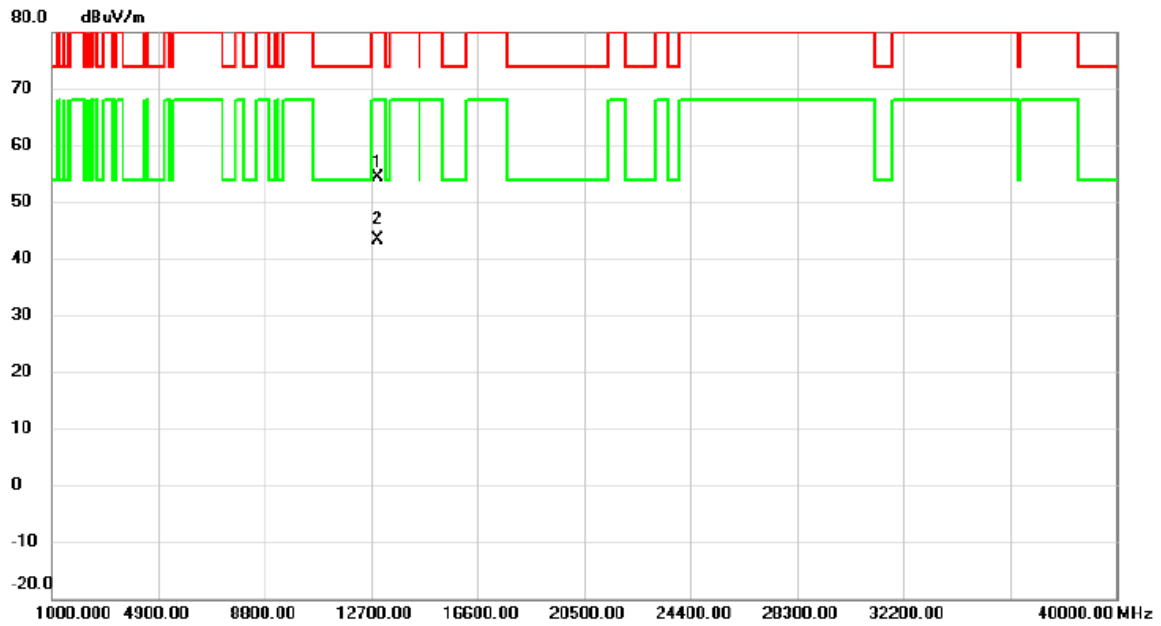


No. Mk.	Freq. MHz	Reading Level dBuV	Correct Factor dB	Measure- ment dBuV/m	Limit dBuV/m	Margin dB	Detector	Comment
1 *	6471.000	62.30	17.85	80.15	68.20	11.95	AVG	No Limit
2	6473.000	69.76	17.85	87.61	88.20	-0.59	peak	No Limit

REMARKS:

- (1) Measurement Value = Reading Level + Correct Factor.
- (2) Margin Level = Measurement Value - Limit Value.

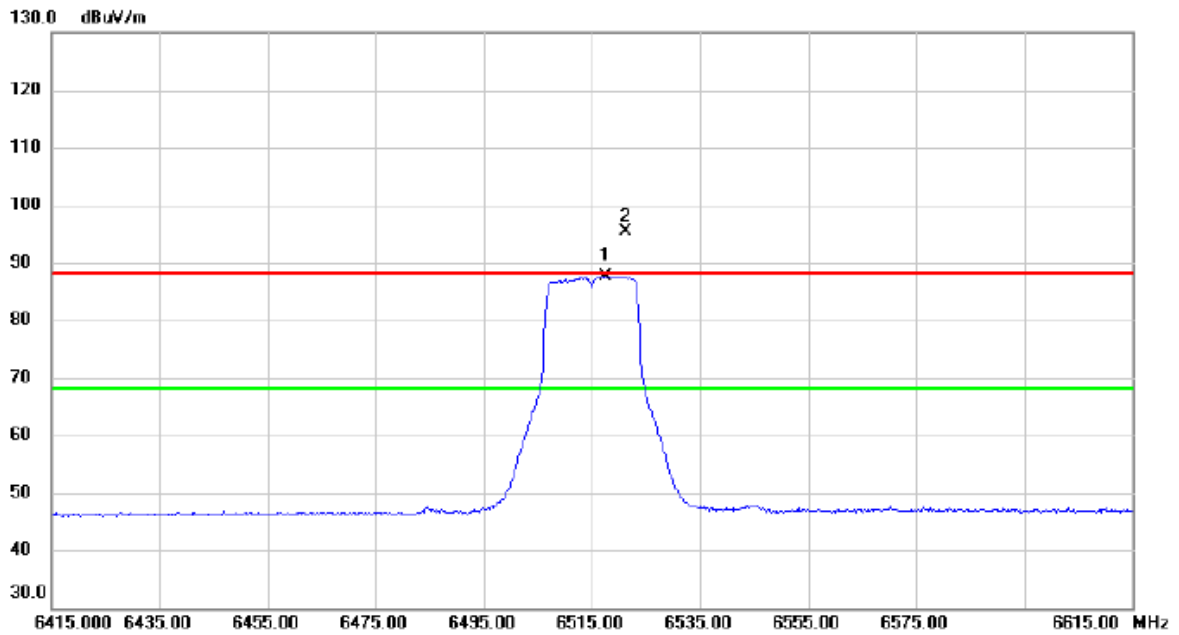
Test Mode	UNII-6_TX A Mode 6475 MHz	Polarization	Horizontal
-----------	---------------------------	--------------	------------



No. Mk.	Freq. MHz	Reading Level dBuV	Correct Factor dB	Measurement dBuV/m	Limit dBuV/m	Margin dB	Detector	Comment
1	12945.630	37.81	16.57	54.38	88.20	-33.82	peak	
2 *	12952.210	26.69	16.58	43.27	68.20	-24.93	AVG	

REMARKS:
 (1) Measurement Value = Reading Level + Correct Factor.
 (2) Margin Level = Measurement Value - Limit Value.

Test Mode	UNII-6_TX A Mode 6515 MHz	Polarization	Vertical
-----------	---------------------------	--------------	----------

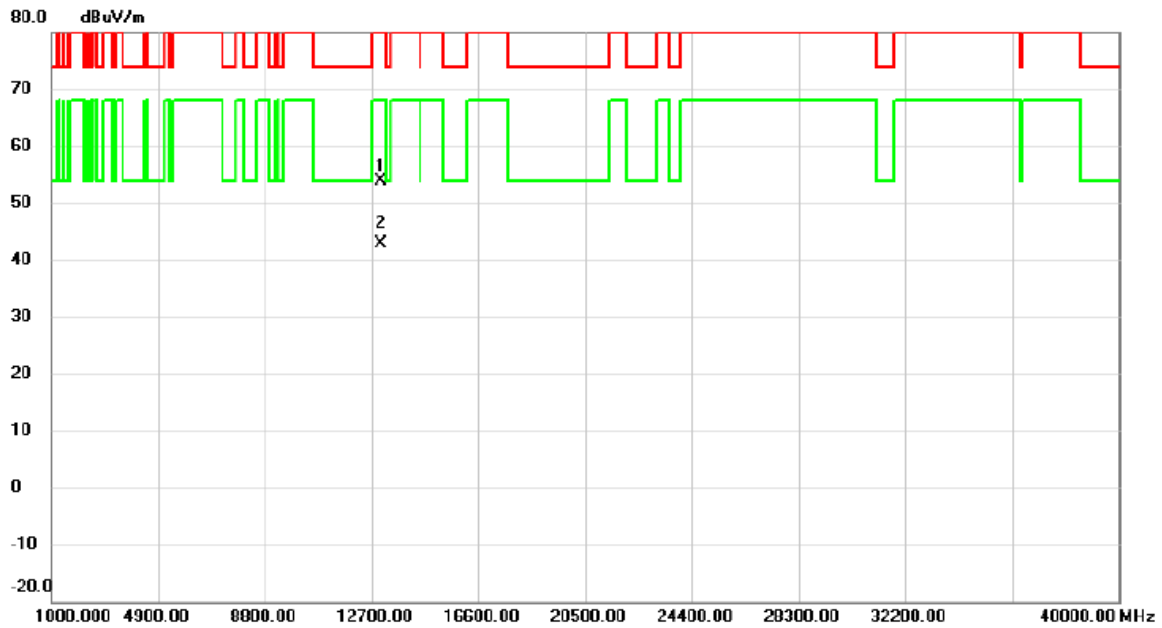


No. Mk.	Freq. MHz	Reading Level dBuV	Correct Factor dB	Measure- ment dBuV/m	Limit dBuV/m	Margin dB	Detector	Comment
1 *	6517.600	69.70	17.98	87.68	68.20	19.48	AVG	No Limit
2 X	6521.400	77.35	18.00	95.35	88.20	7.15	peak	No Limit

REMARKS:

- (1) Measurement Value = Reading Level + Correct Factor.
- (2) Margin Level = Measurement Value - Limit Value.

Test Mode	UNII-6_TX A Mode 6515 MHz	Polarization	Vertical
-----------	---------------------------	--------------	----------

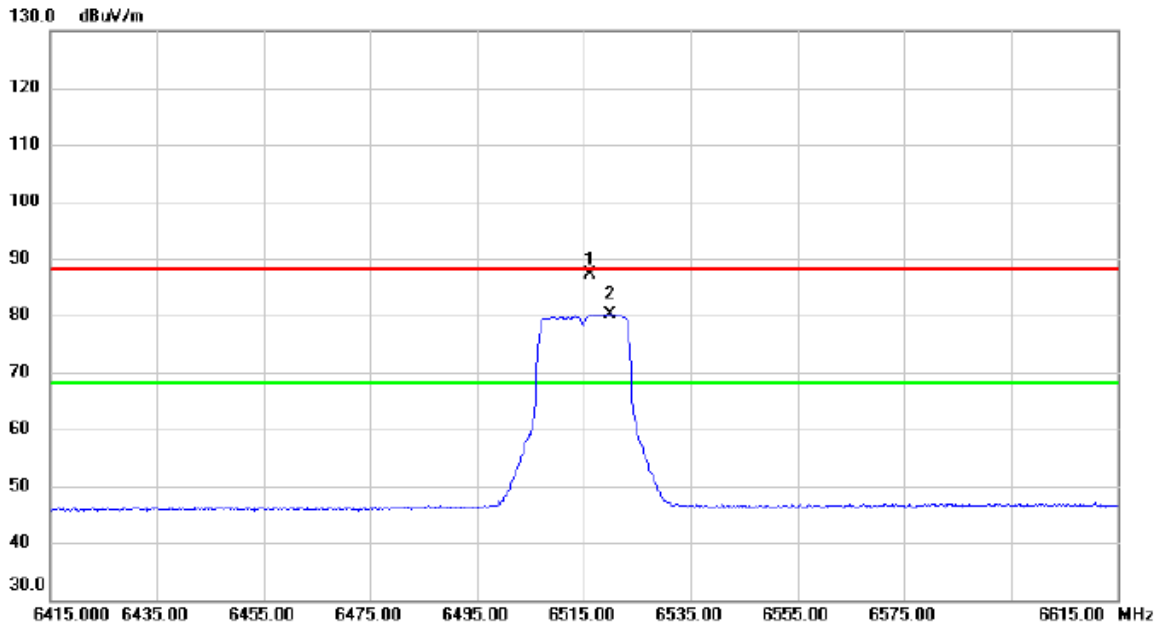


No.	Mk.	Freq. MHz	Reading Level dBuV	Correct Factor dB	Measure- ment dBuV/m	Limit dBuV/m	Margin dB	Detector	Comment
1		13032.010	37.08	16.69	53.77	88.20	-34.43	peak	
2	*	13032.680	26.25	16.69	42.94	68.20	-25.26	AVG	

REMARKS:

- (1) Measurement Value = Reading Level + Correct Factor.
- (2) Margin Level = Measurement Value - Limit Value.

Test Mode	UNII-6_TX A Mode 6515 MHz	Polarization	Horizontal
-----------	---------------------------	--------------	------------

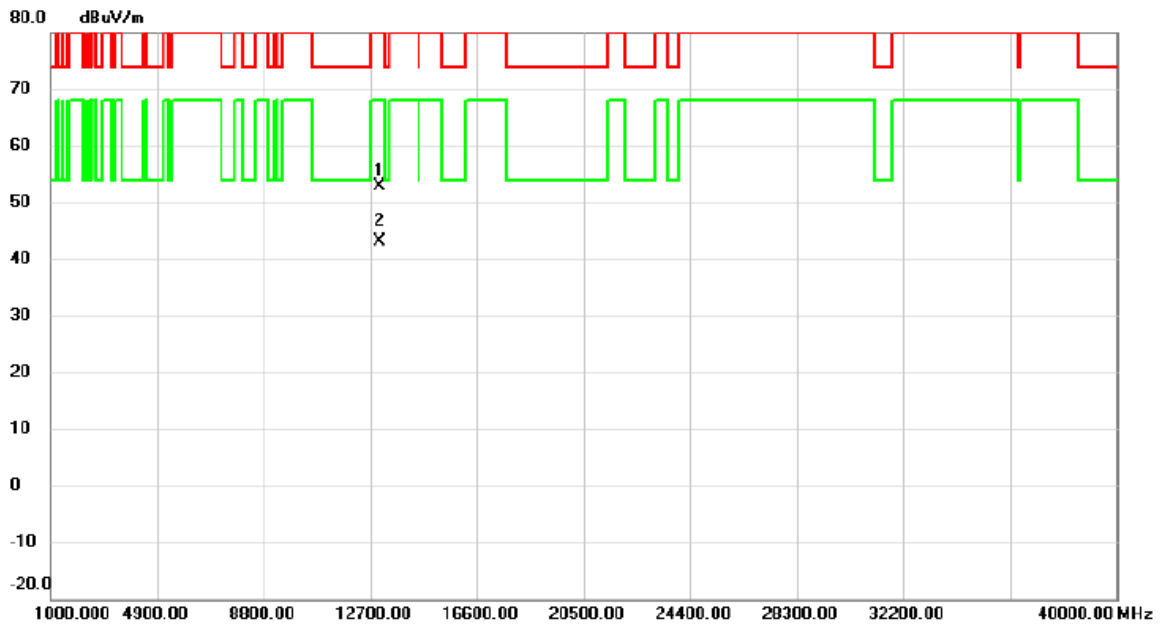


No.	Mk.	Freq. MHz	Reading Level dBuV	Correct Factor dB	Measure- ment dBuV/m	Limit dBuV/m	Margin dB	Detector	Comment
1		6516.200	69.07	17.98	87.05	88.20	-1.15	peak	No Limit
2	*	6519.800	62.26	17.99	80.25	68.20	12.05	AVG	No Limit

REMARKS:

- (1) Measurement Value = Reading Level + Correct Factor.
- (2) Margin Level = Measurement Value - Limit Value.

Test Mode	UNII-6_TX A Mode 6515 MHz	Polarization	Horizontal
-----------	---------------------------	--------------	------------

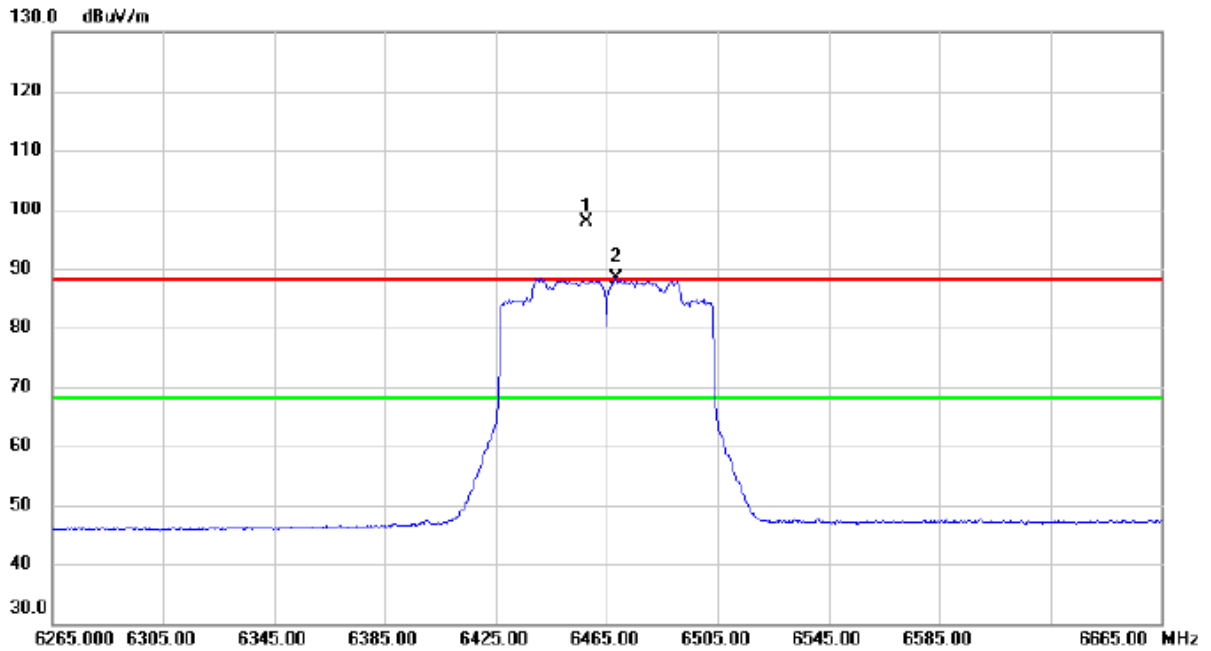


No.	Mk.	Freq. MHz	Reading Level dBuV	Correct Factor dB	Measure- ment dBuV/m	Limit dBuV/m	Margin dB	Detector	Comment
1		13029.110	36.32	16.68	53.00	88.20	-35.20	peak	
2	*	13031.870	26.41	16.69	43.10	68.20	-25.10	AVG	

REMARKS:

- (1) Measurement Value = Reading Level + Correct Factor.
- (2) Margin Level = Measurement Value - Limit Value.

Test Mode	UNII-6_TX AC(VHT80) Mode 6465 MHz	Polarization	Vertical
-----------	-----------------------------------	--------------	----------

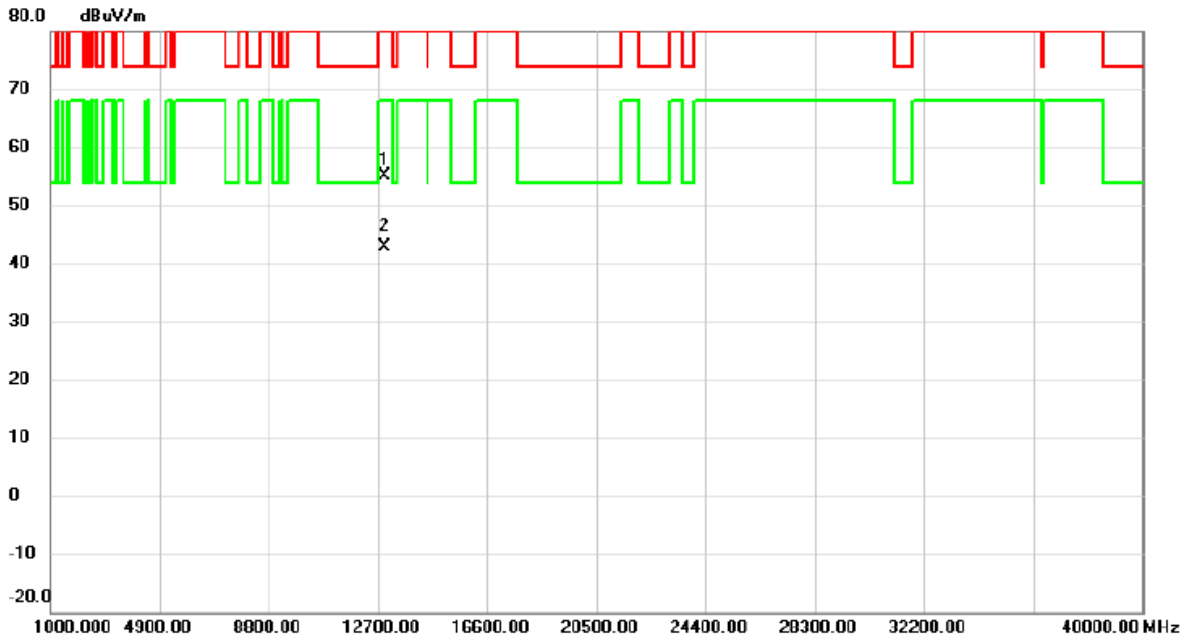


No.	Mk.	Freq. MHz	Reading Level dBuV	Correct Factor dB	Measure- ment dBuV/m	Limit dBuV/m	Margin dB	Detector	Comment
1	X	6457.800	80.11	17.83	97.94	88.20	9.74	peak	No Limit
2	*	6468.600	70.63	17.84	88.47	68.20	20.27	AVG	No Limit

REMARKS:

- (1) Measurement Value = Reading Level + Correct Factor.
- (2) Margin Level = Measurement Value - Limit Value.

Test Mode	UNII-6_TX AC(VHT80) Mode 6465 MHz	Polarization	Vertical
-----------	-----------------------------------	--------------	----------

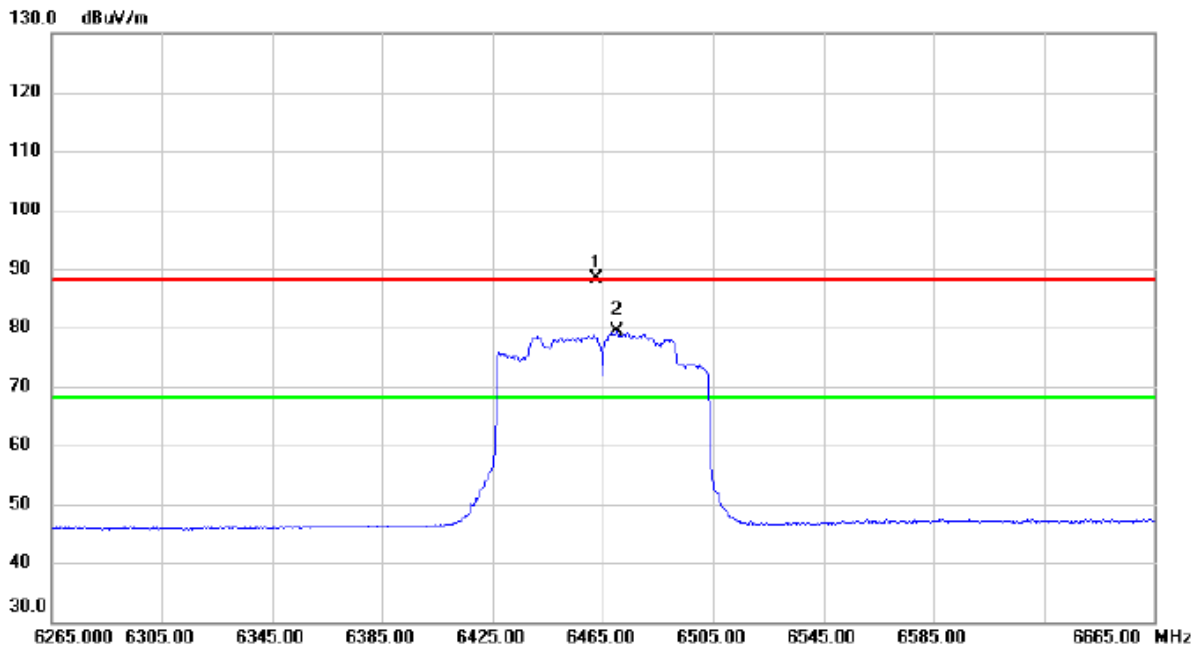


No.	Mk.	Freq. MHz	Reading Level dBuV	Correct Factor dB	Measure- ment dBuV/m	Limit dBuV/m	Margin dB	Detector	Comment
1		12931.715	38.61	16.56	55.17	88.20	-33.03	peak	
2	*	12932.280	26.38	16.56	42.94	68.20	-25.26	AVG	

REMARKS:

- (1) Measurement Value = Reading Level + Correct Factor.
- (2) Margin Level = Measurement Value - Limit Value.

Test Mode	UNII-6_TX AC(VHT80) Mode 6465 MHz	Polarization	Horizontal
-----------	-----------------------------------	--------------	------------

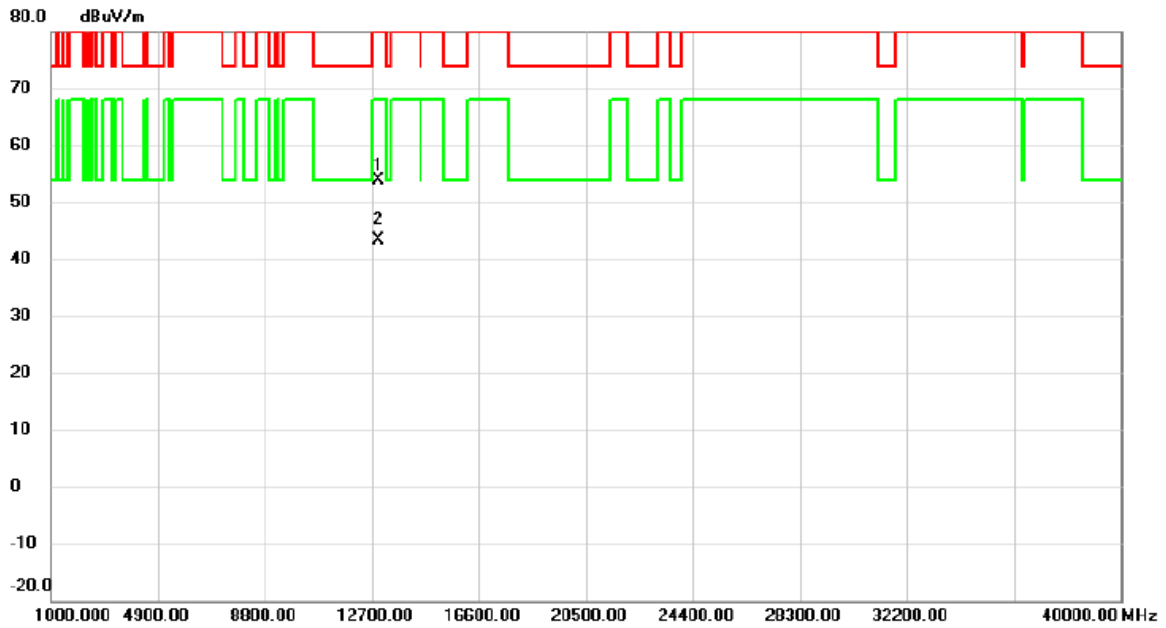


No.	Mk.	Freq. MHz	Reading Level dBuV	Correct Factor dB	Measure- ment dBuV/m	Limit dBuV/m	Margin dB	Detector	Comment
1	X	6462.600	70.56	17.83	88.39	88.20	0.19	peak	No Limit
2	*	6470.200	61.42	17.85	79.27	68.20	11.07	AVG	No Limit

REMARKS:

- (1) Measurement Value = Reading Level + Correct Factor.
- (2) Margin Level = Measurement Value - Limit Value.

Test Mode	UNII-6_TX AC(VHT80) Mode 6465 MHz	Polarization	Horizontal
-----------	-----------------------------------	--------------	------------

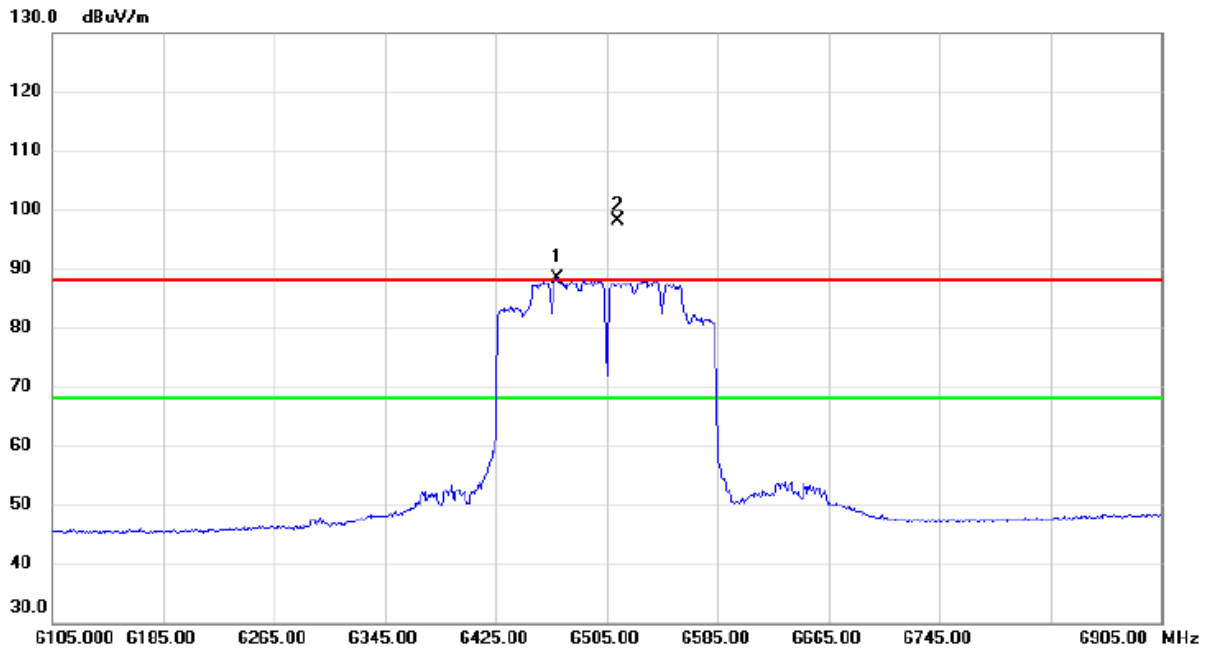


No.	Mk.	Freq. MHz	Reading Level dBuV	Correct Factor dB	Measure- ment dBuV/m	Limit dBuV/m	Margin dB	Detector	Comment
1		12930.270	37.40	16.56	53.96	88.20	-34.24	peak	
2	*	12930.620	26.73	16.56	43.29	68.20	-24.91	AVG	

REMARKS:

- (1) Measurement Value = Reading Level + Correct Factor.
- (2) Margin Level = Measurement Value - Limit Value.

Test Mode	UNII-6_TX AC(VHT160) Mode 6505 MHz	Polarization	Vertical
-----------	------------------------------------	--------------	----------

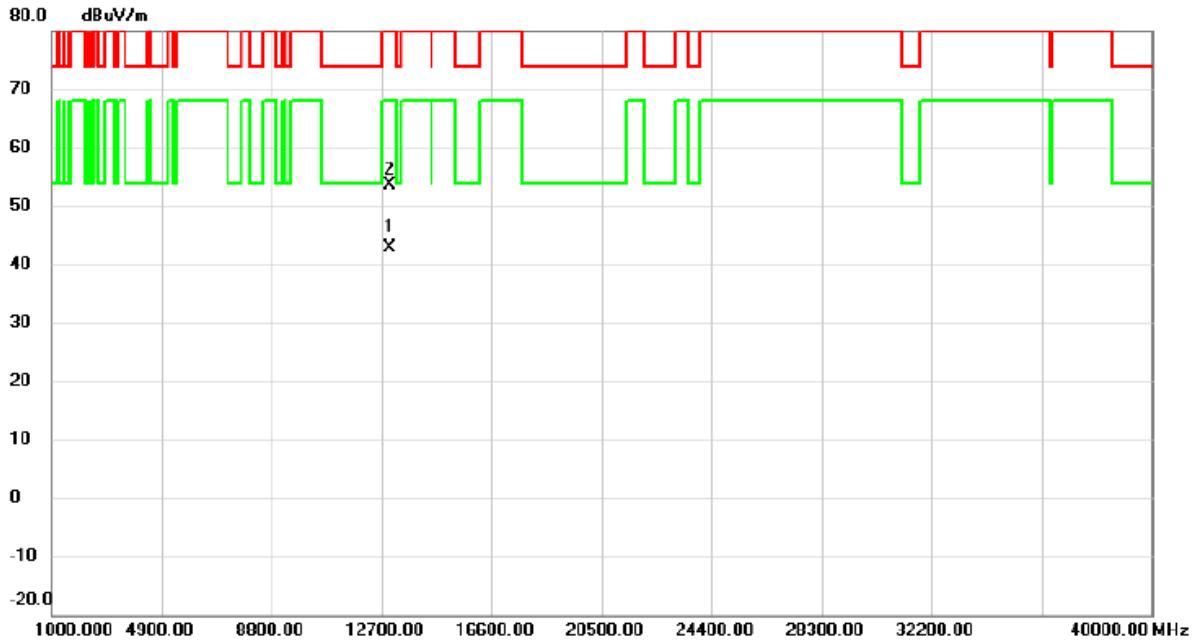


No.	Mk.	Freq. MHz	Reading Level dBuV	Correct Factor dB	Measure- ment dBuV/m	Limit dBuV/m	Margin dB	Detector	Comment
1	*	6469.000	70.53	17.85	88.38	68.20	20.18	AVG	No Limit
2	X	6513.000	80.17	17.96	98.13	88.20	9.93	peak	No Limit

REMARKS:

- (1) Measurement Value = Reading Level + Correct Factor.
- (2) Margin Level = Measurement Value - Limit Value.

Test Mode	UNII-6_TX AC(VHT160) Mode 6505 MHz	Polarization	Vertical
-----------	------------------------------------	--------------	----------

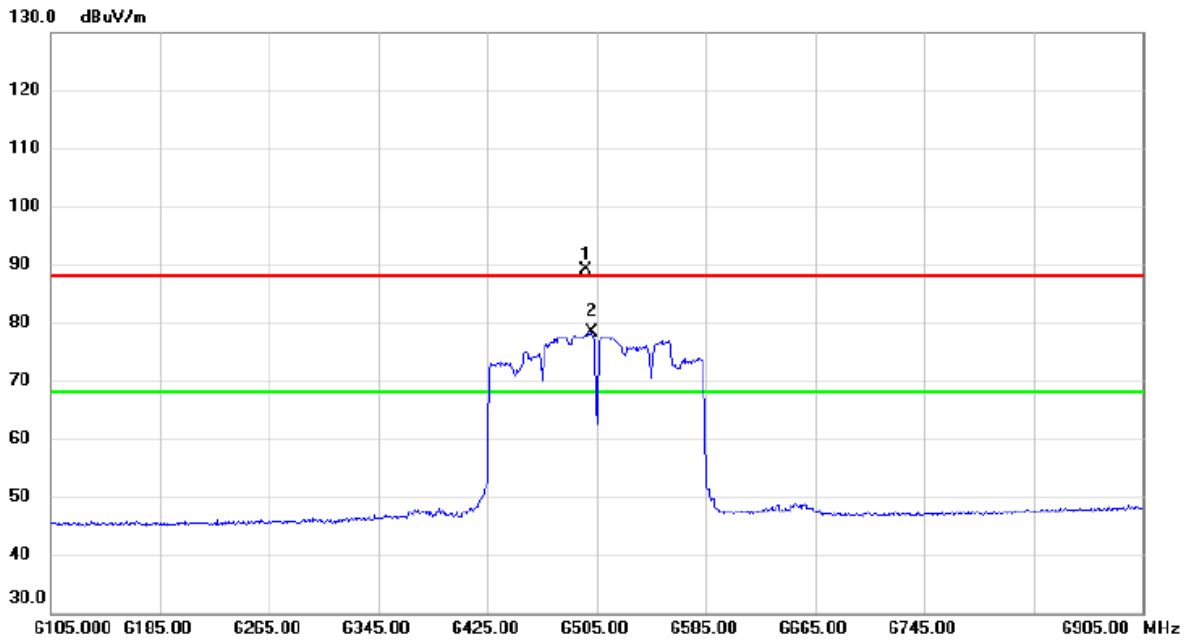


No.	Mk.	Freq. MHz	Reading Level dBuV	Correct Factor dB	Measure- ment dBuV/m	Limit dBuV/m	Margin dB	Detector	Comment
1	*	13008.265	26.26	16.65	42.91	68.20	-25.29	AVG	
2		13008.623	37.01	16.65	53.66	88.20	-34.54	peak	

REMARKS:

- (1) Measurement Value = Reading Level + Correct Factor.
- (2) Margin Level = Measurement Value - Limit Value.

Test Mode	UNII-6_TX AC(VHT160) Mode 6505 MHz	Polarization	Horizontal
-----------	------------------------------------	--------------	------------

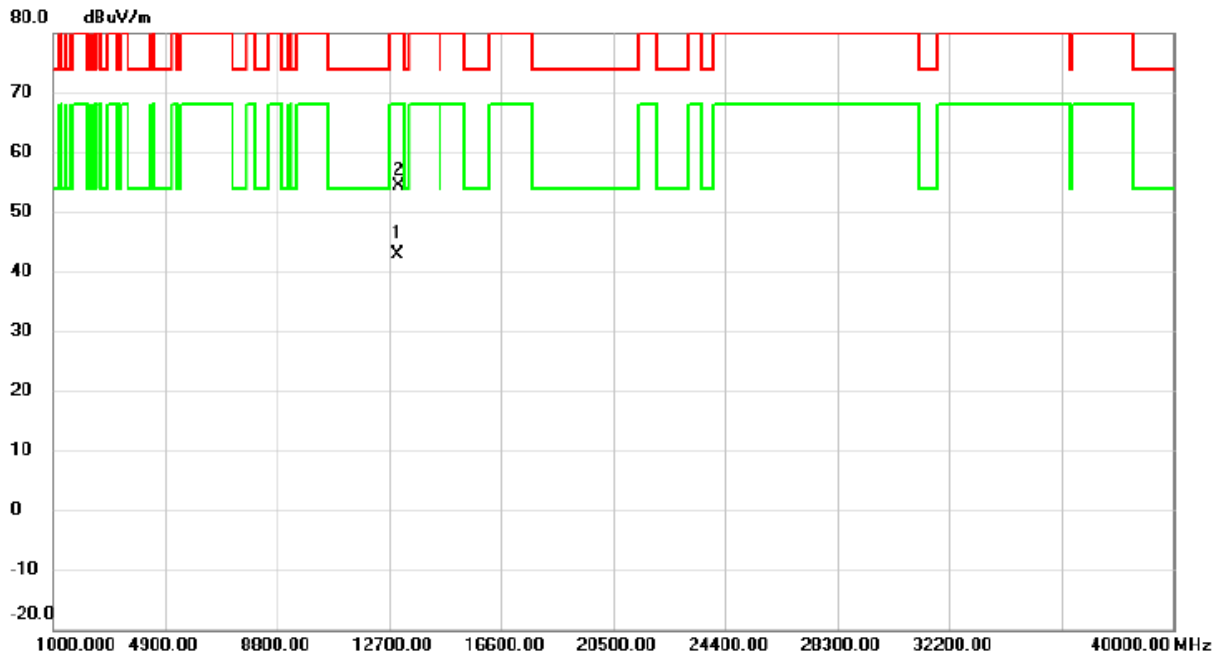


No.	Mk.	Freq. MHz	Reading Level dBuV	Correct Factor dB	Measure- ment dBuV/m	Limit dBuV/m	Margin dB	Detector	Comment
1	X	6497.000	71.20	17.90	89.10	88.20	0.90	peak	No Limit
2	*	6501.000	60.47	17.90	78.37	68.20	10.17	AVG	No Limit

REMARKS:

- (1) Measurement Value = Reading Level + Correct Factor.
- (2) Margin Level = Measurement Value - Limit Value.

Test Mode	UNII-6_TX AC(VHT160) Mode 6505 MHz	Polarization	Horizontal
-----------	------------------------------------	--------------	------------

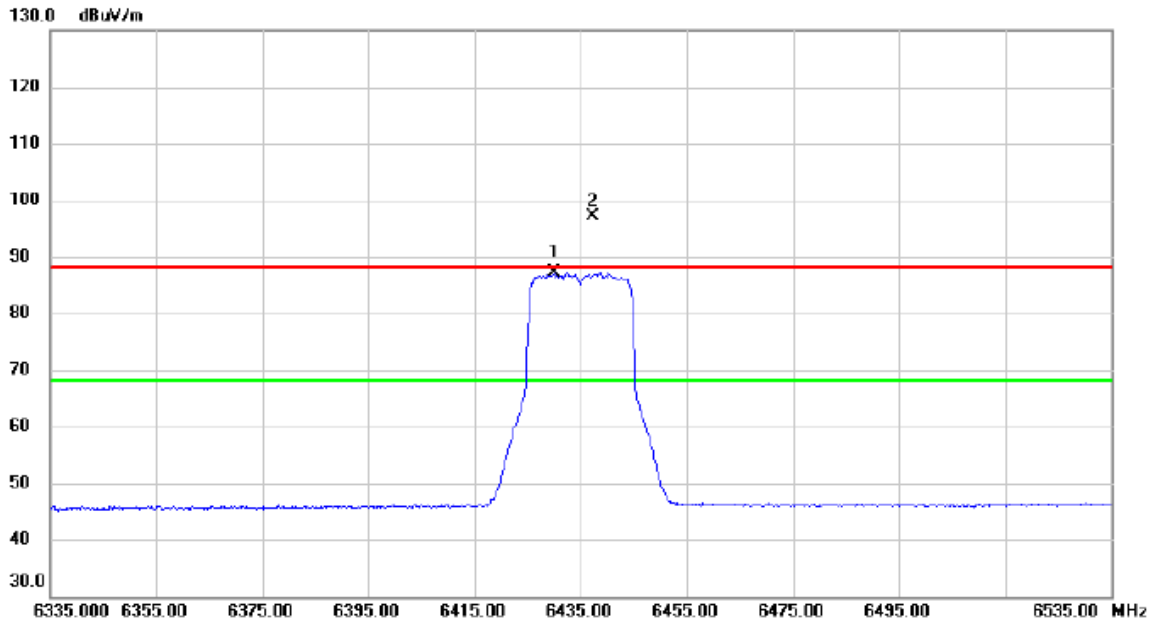


No.	Mk.	Freq. MHz	Reading Level dBuV	Correct Factor dB	Measure- ment dBuV/m	Limit dBuV/m	Margin dB	Detector	Comment
1	*	13011.680	26.22	16.65	42.87	68.20	-25.33	AVG	
2		13012.560	37.65	16.65	54.30	88.20	-33.90	peak	

REMARKS:

- (1) Measurement Value = Reading Level + Correct Factor.
- (2) Margin Level = Measurement Value - Limit Value.

Test Mode	UNII-6_TX AX(HE20) Mode 6435 MHz	Polarization	Vertical
-----------	----------------------------------	--------------	----------

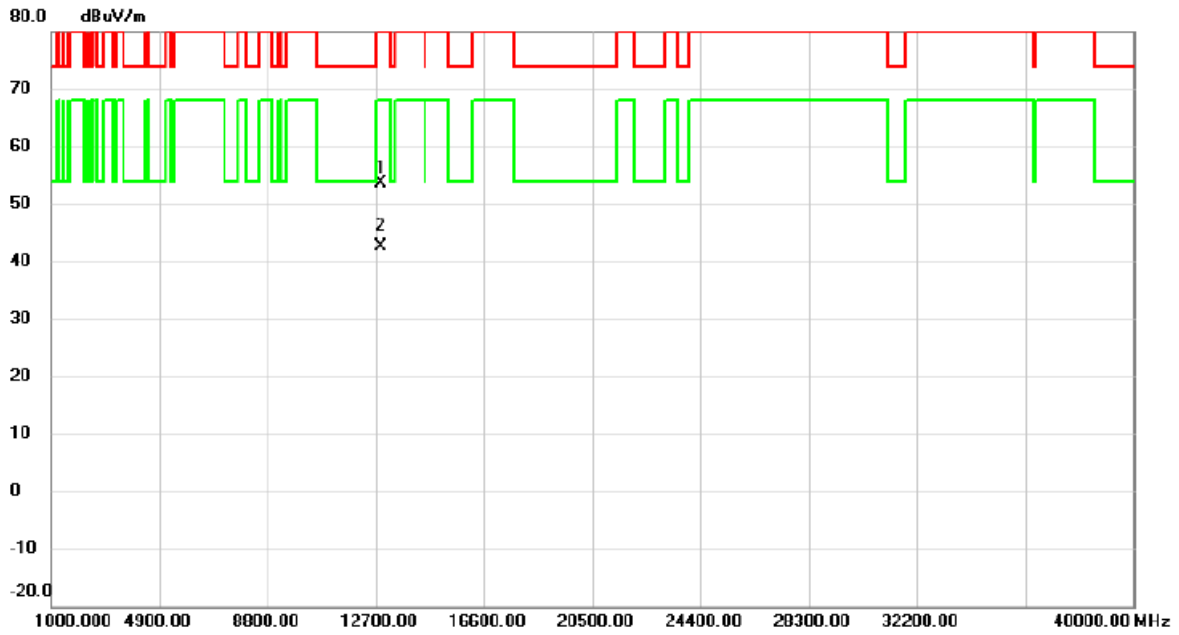


No. Mk.	Freq. MHz	Reading Level dBuV	Correct Factor dB	Measurement dBuV/m	Limit dBuV/m	Margin dB	Detector	Comment
1 *	6430.000	69.49	17.76	87.25	68.20	19.05	AVG	No Limit
2 X	6437.200	79.42	17.78	97.20	88.20	9.00	peak	No Limit

REMARKS:

- (1) Measurement Value = Reading Level + Correct Factor.
- (2) Margin Level = Measurement Value - Limit Value.

Test Mode	UNII-6_TX AX(HE20) Mode 6435 MHz	Polarization	Vertical
-----------	----------------------------------	--------------	----------

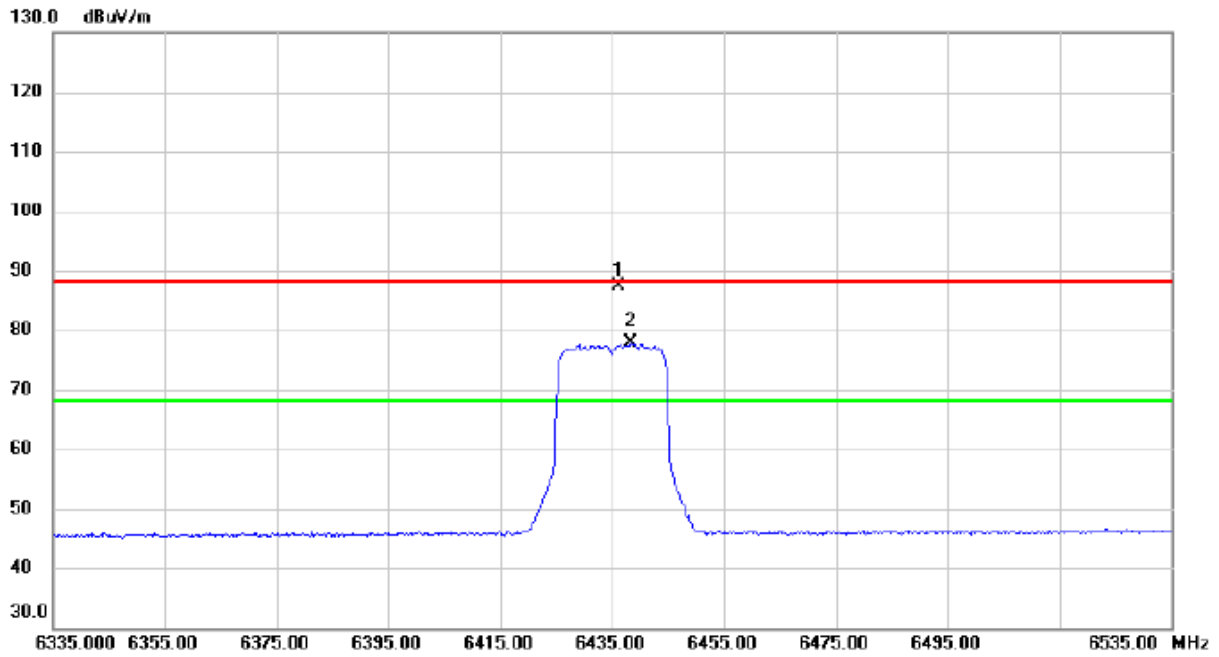


No.	Mk.	Freq. MHz	Reading Level dBuV	Correct Factor dB	Measure- ment dBuV/m	Limit dBuV/m	Margin dB	Detector	Comment
1		12871.500	37.07	16.50	53.57	88.20	-34.63	peak	
2	*	12873.000	26.06	16.50	42.56	68.20	-25.64	AVG	

REMARKS:

- (1) Measurement Value = Reading Level + Correct Factor.
- (2) Margin Level = Measurement Value - Limit Value.

Test Mode	UNII-6_TX AX(HE20) Mode 6435 MHz	Polarization	Horizontal
-----------	----------------------------------	--------------	------------

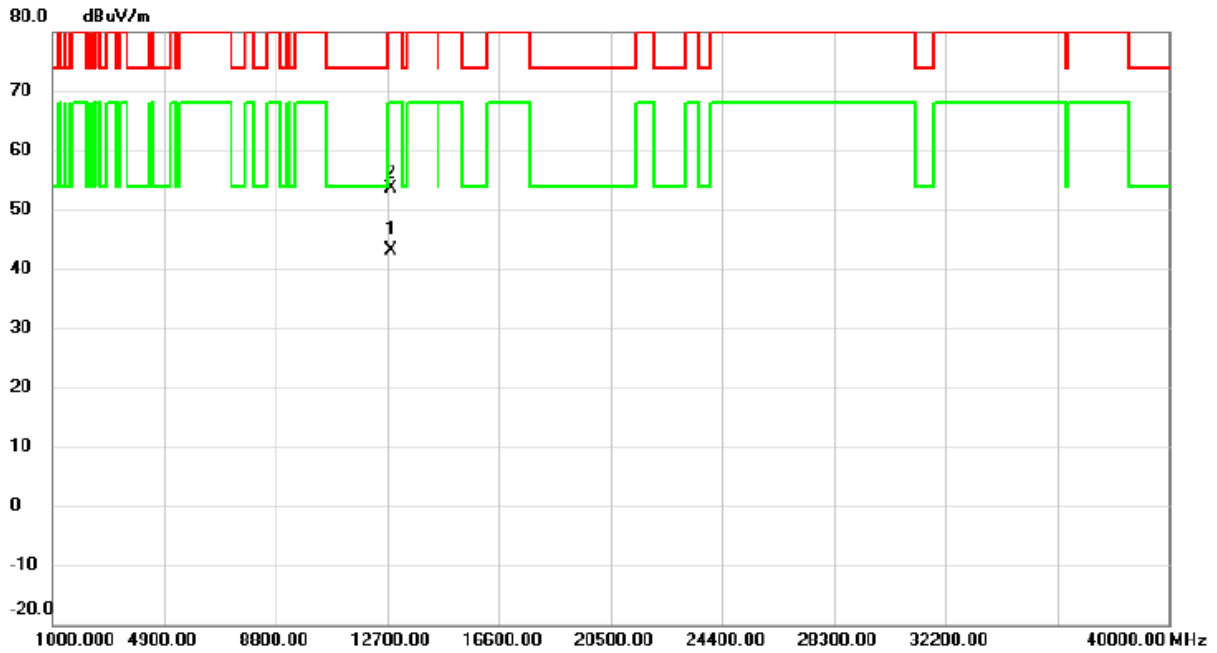


No.	Mk.	Freq. MHz	Reading Level dBuV	Correct Factor dB	Measure- ment dBuV/m	Limit dBuV/m	Margin dB	Detector	Comment
1		6436.200	69.57	17.78	87.35	88.20	-0.85	peak	No Limit
2	*	6438.400	60.00	17.78	77.78	68.20	9.58	AVG	No Limit

REMARKS:

- (1) Measurement Value = Reading Level + Correct Factor.
- (2) Margin Level = Measurement Value - Limit Value.

Test Mode	UNII-6_TX AX(HE20) Mode 6435 MHz	Polarization	Horizontal
-----------	----------------------------------	--------------	------------

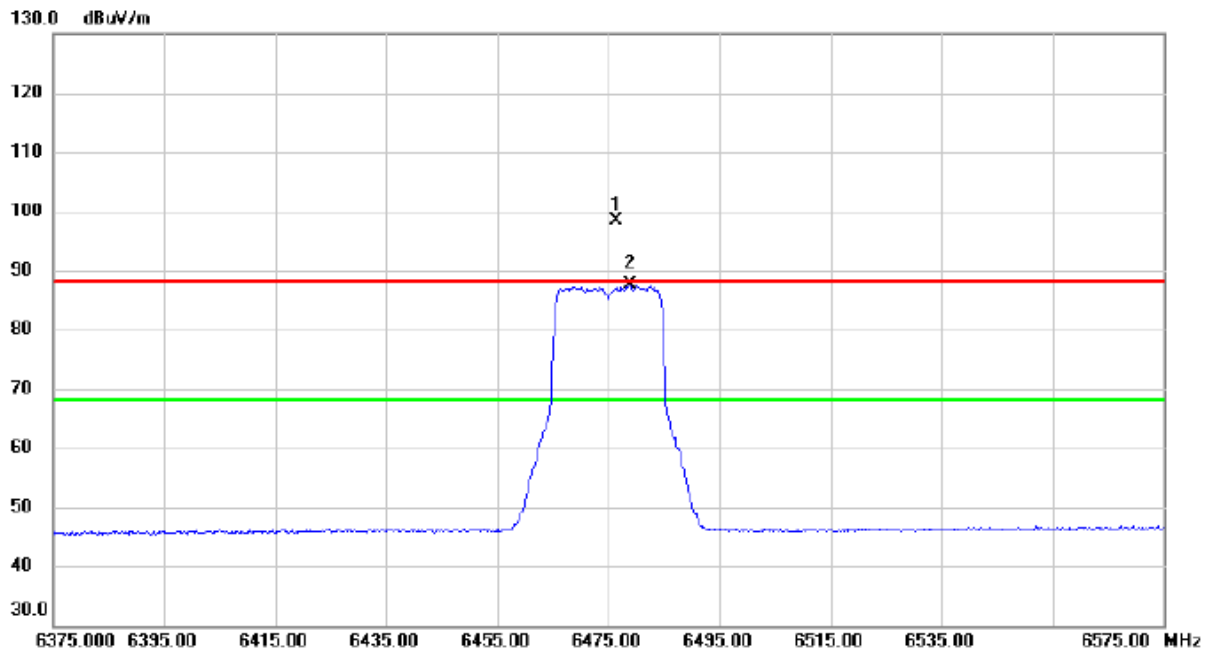


No.	Mk.	Freq. MHz	Reading Level dBuV	Correct Factor dB	Measure- ment dBuV/m	Limit dBuV/m	Margin dB	Detector	Comment
1	*	12831.005	26.60	16.45	43.05	68.20	-25.15	AVG	
2		12831.265	37.21	16.45	53.66	88.20	-34.54	peak	

REMARKS:

- (1) Measurement Value = Reading Level + Correct Factor.
- (2) Margin Level = Measurement Value - Limit Value.

Test Mode	UNII-6_TX AX(HE20) Mode 6475 MHz	Polarization	Vertical
-----------	----------------------------------	--------------	----------

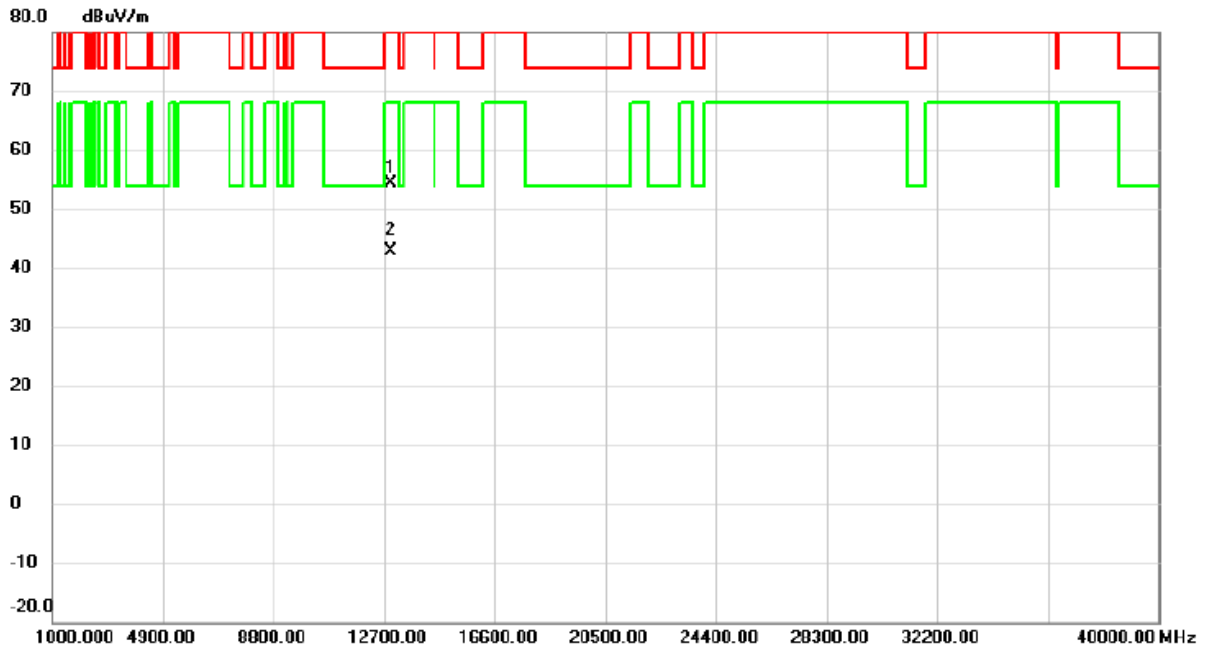


No.	Mk.	Freq. MHz	Reading Level dBuV	Correct Factor dB	Measure- ment dBuV/m	Limit dBuV/m	Margin dB	Detector	Comment
1	X	6476.400	80.64	17.86	98.50	88.20	10.30	peak	No Limit
2	*	6478.800	69.69	17.86	87.55	68.20	19.35	AVG	No Limit

REMARKS:

- (1) Measurement Value = Reading Level + Correct Factor.
- (2) Margin Level = Measurement Value - Limit Value.

Test Mode	UNII-6_TX AX(HE20) Mode 6475 MHz	Polarization	Vertical
-----------	----------------------------------	--------------	----------

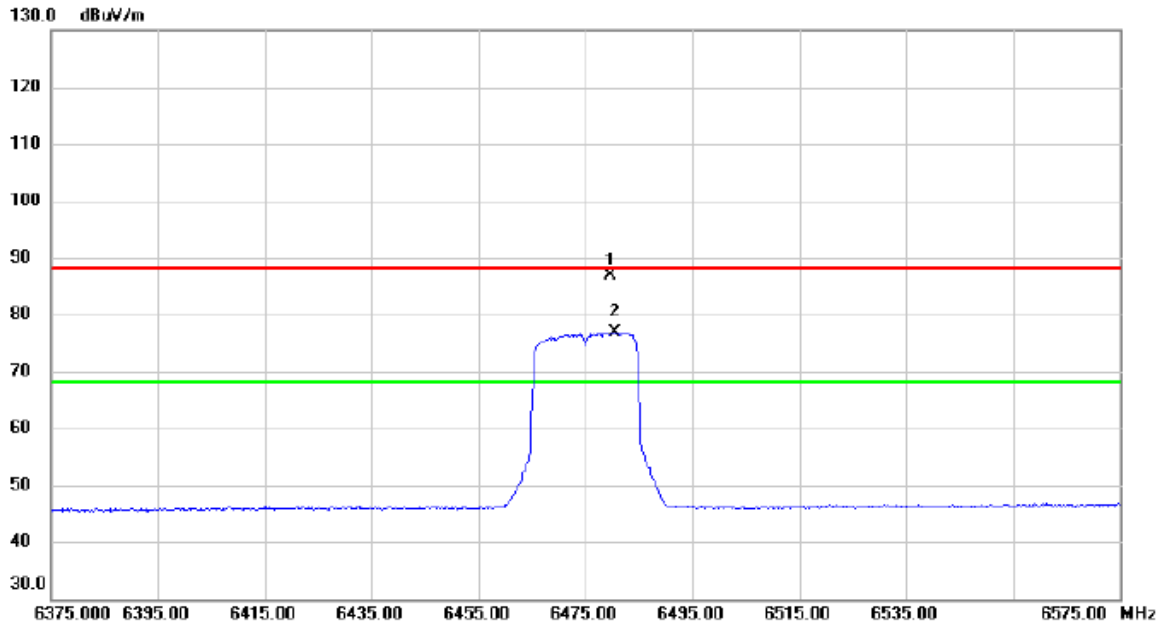


No.	Mk.	Freq. MHz	Reading Level dBuV	Correct Factor dB	Measure- ment dBuV/m	Limit dBuV/m	Margin dB	Detector	Comment
1		12948.065	37.76	16.57	54.33	88.20	-33.87	peak	
2	*	12950.380	26.30	16.58	42.88	68.20	-25.32	AVG	

REMARKS:

- (1) Measurement Value = Reading Level + Correct Factor.
- (2) Margin Level = Measurement Value - Limit Value.

Test Mode	UNII-6_TX AX(HE20) Mode 6475 MHz	Polarization	Horizontal
-----------	----------------------------------	--------------	------------

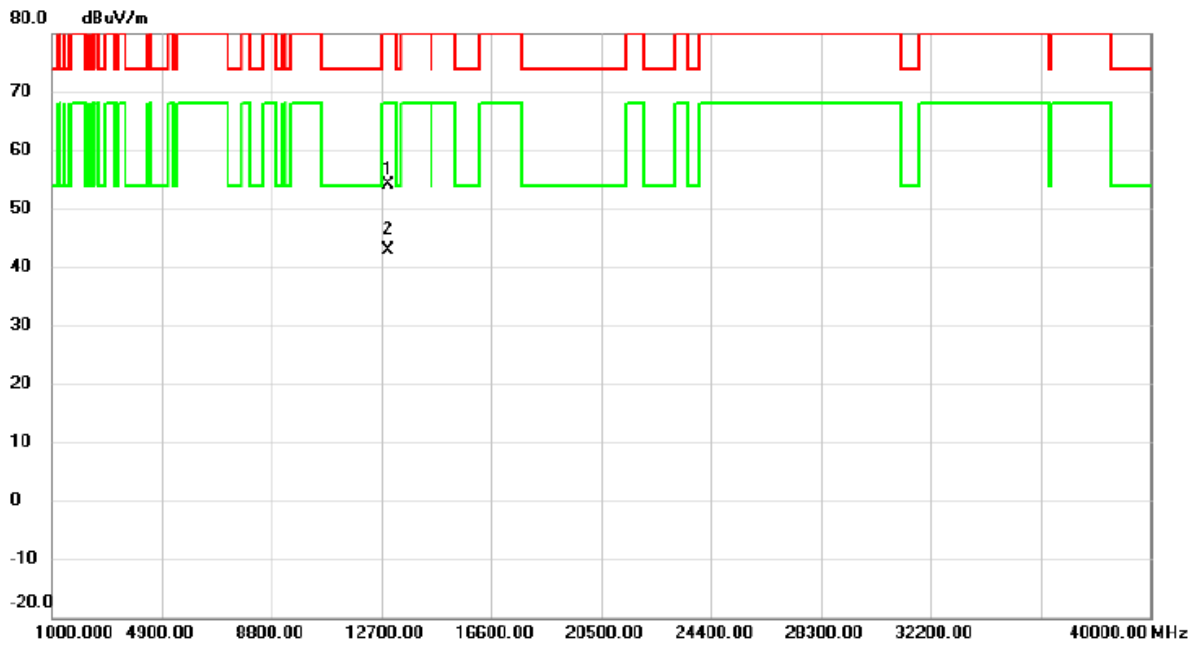


No.	Mk.	Freq. MHz	Reading Level dBuV	Correct Factor dB	Measure- ment dBuV/m	Limit dBuV/m	Margin dB	Detector	Comment
1		6479.600	69.14	17.86	87.00	88.20	-1.20	peak	No Limit
2	*	6480.400	58.97	17.86	76.83	68.20	8.63	AVG	No Limit

REMARKS:

- (1) Measurement Value = Reading Level + Correct Factor.
- (2) Margin Level = Measurement Value - Limit Value.

Test Mode	UNII-6_TX AX(HE20) Mode 6475 MHz	Polarization	Horizontal
-----------	----------------------------------	--------------	------------

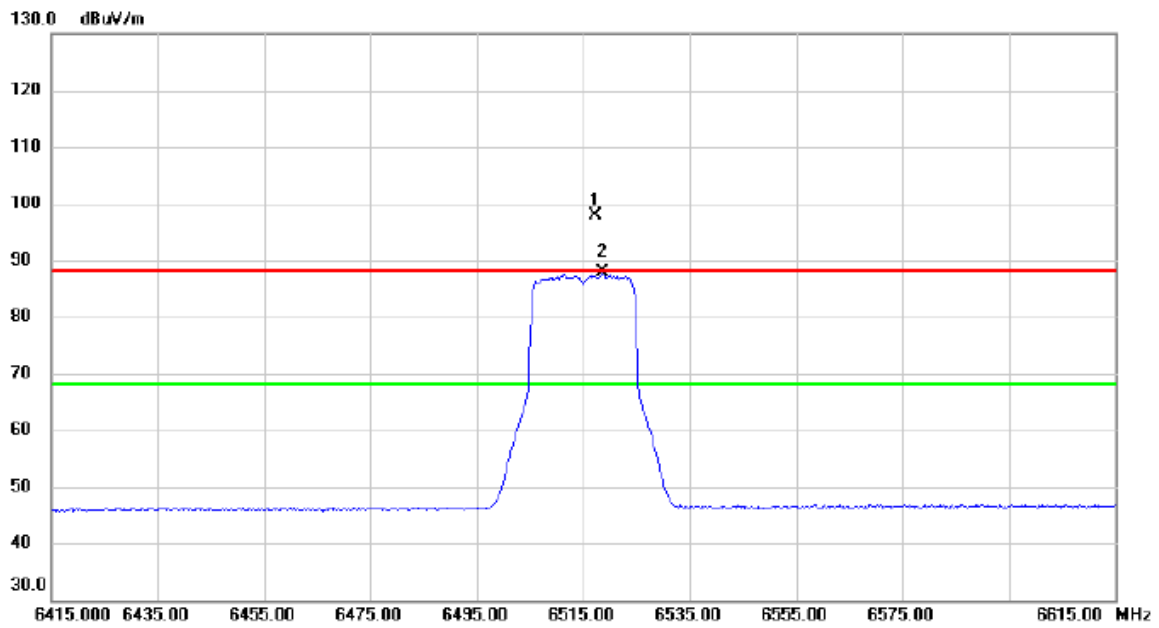


No.	Mk.	Freq. MHz	Reading Level dBuV	Correct Factor dB	Measure- ment dBuV/m	Limit dBuV/m	Margin dB	Detector	Comment
1		12948.755	37.54	16.57	54.11	88.20	-34.09	peak	
2	*	12950.170	26.42	16.58	43.00	68.20	-25.20	AVG	

REMARKS:

- (1) Measurement Value = Reading Level + Correct Factor.
- (2) Margin Level = Measurement Value - Limit Value.

Test Mode	UNII-6_TX AX(HE20) Mode 6515 MHz	Polarization	Vertical
-----------	----------------------------------	--------------	----------

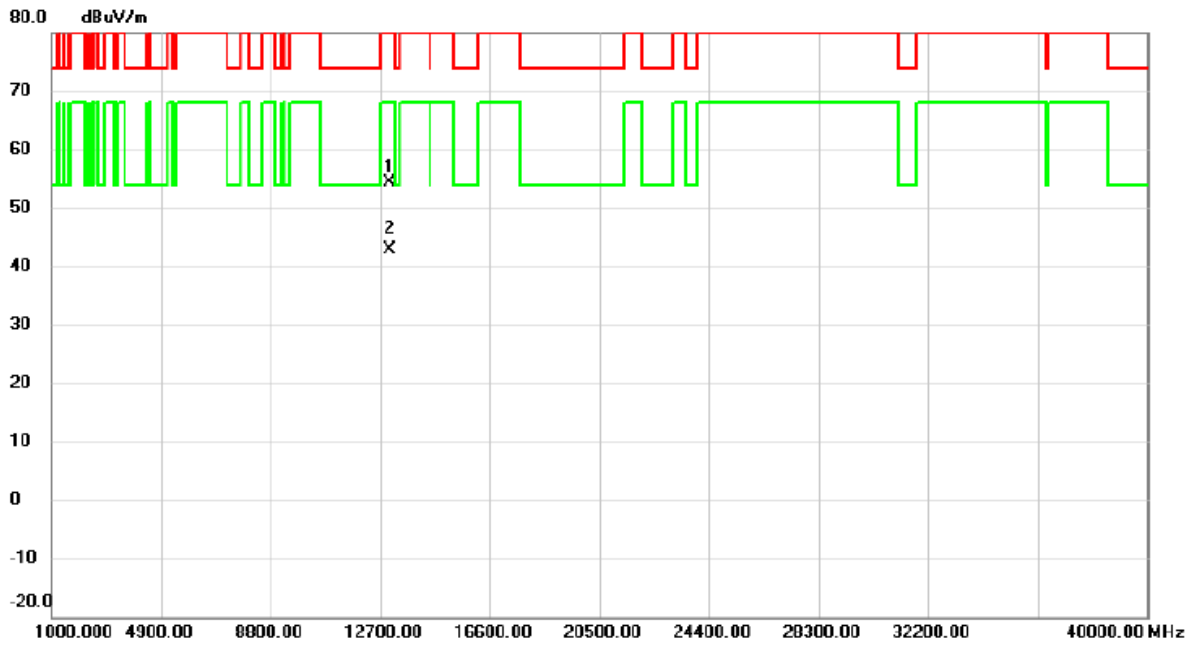


No.	Mk.	Freq. MHz	Reading Level dBuV	Correct Factor dB	Measure- ment dBuV/m	Limit dBuV/m	Margin dB	Detector	Comment
1	X	6517.400	79.91	17.98	97.89	88.20	9.69	peak	No Limit
2	*	6518.600	69.77	17.99	87.76	68.20	19.56	AVG	No Limit

REMARKS:

- (1) Measurement Value = Reading Level + Correct Factor.
- (2) Margin Level = Measurement Value - Limit Value.

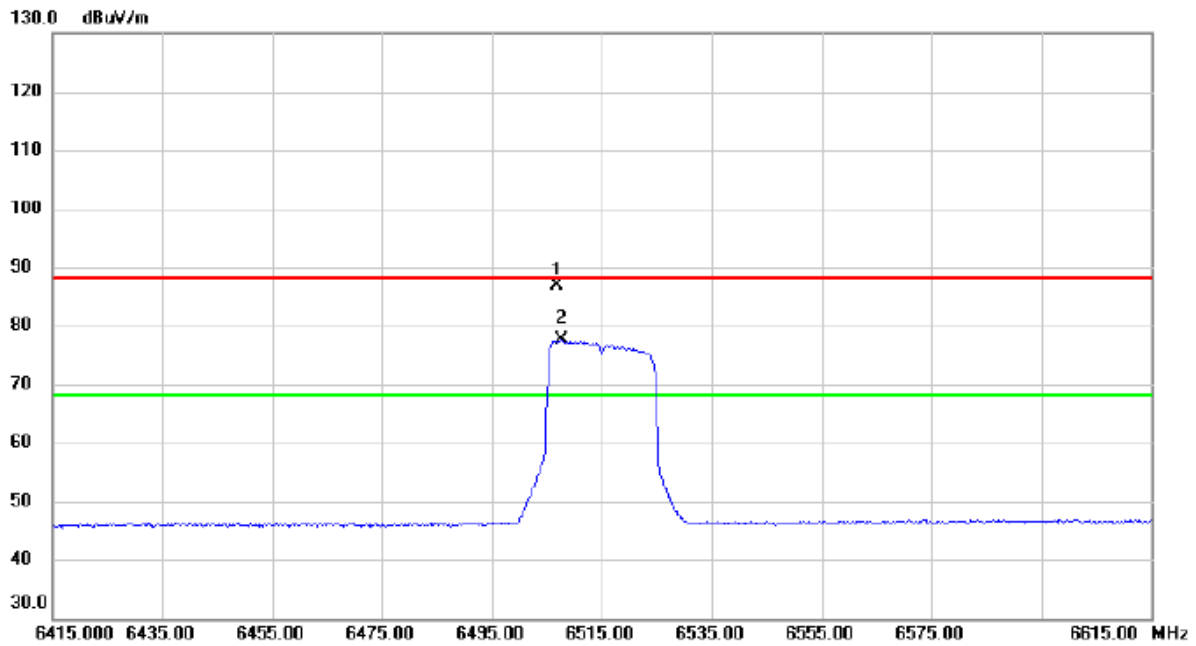
Test Mode	UNII-6_TX AX(HE20) Mode 6515 MHz	Polarization	Vertical
-----------	----------------------------------	--------------	----------



No.	Mk.	Freq. MHz	Reading Level dBuV	Correct Factor dB	Measure- ment dBuV/m	Limit dBuV/m	Margin dB	Detector	Comment
1		13031.235	37.72	16.68	54.40	88.20	-33.80	peak	
2	*	13031.755	26.15	16.69	42.84	68.20	-25.36	AVG	

REMARKS:
 (1) Measurement Value = Reading Level + Correct Factor.
 (2) Margin Level = Measurement Value - Limit Value.

Test Mode	UNII-6_TX AX(HE20) Mode 6515 MHz	Polarization	Horizontal
-----------	----------------------------------	--------------	------------

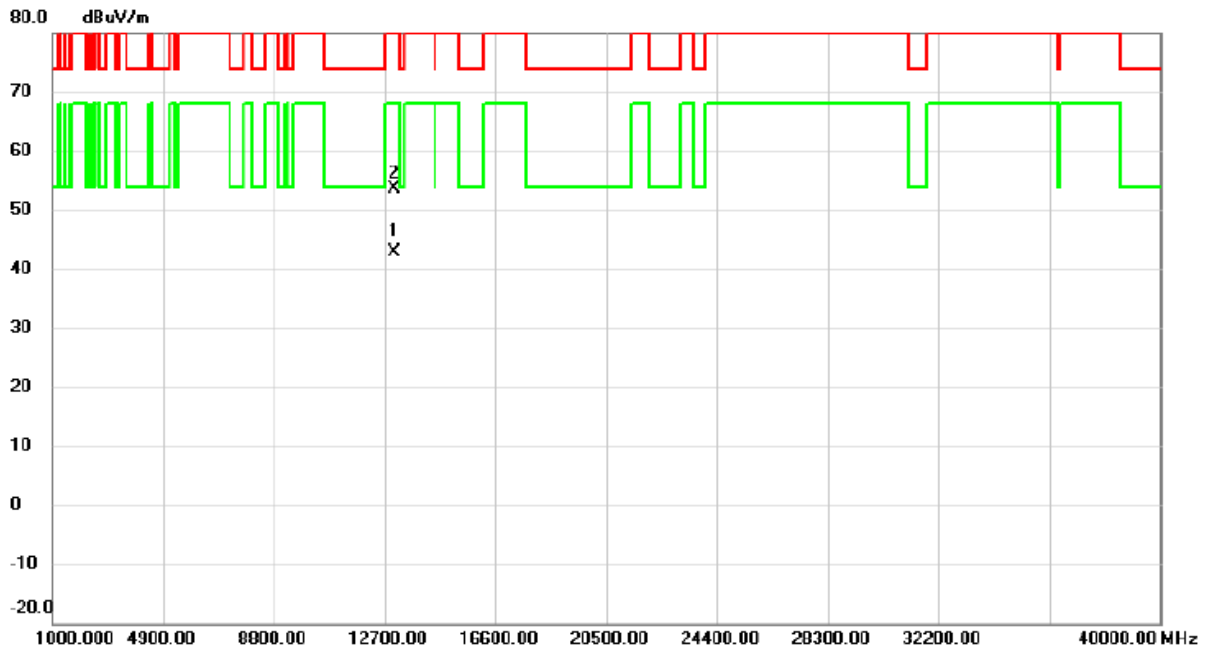


No.	Mk.	Freq. MHz	Reading Level dBuV	Correct Factor dB	Measure- ment dBuV/m	Limit dBuV/m	Margin dB	Detector	Comment
1		6506.800	68.99	17.93	86.92	88.20	-1.28	peak	No Limit
2	*	6507.600	59.60	17.94	77.54	68.20	9.34	AVG	No Limit

REMARKS:

- (1) Measurement Value = Reading Level + Correct Factor.
- (2) Margin Level = Measurement Value - Limit Value.

Test Mode	UNII-6_TX AX(HE20) Mode 6515 MHz	Polarization	Horizontal
-----------	----------------------------------	--------------	------------

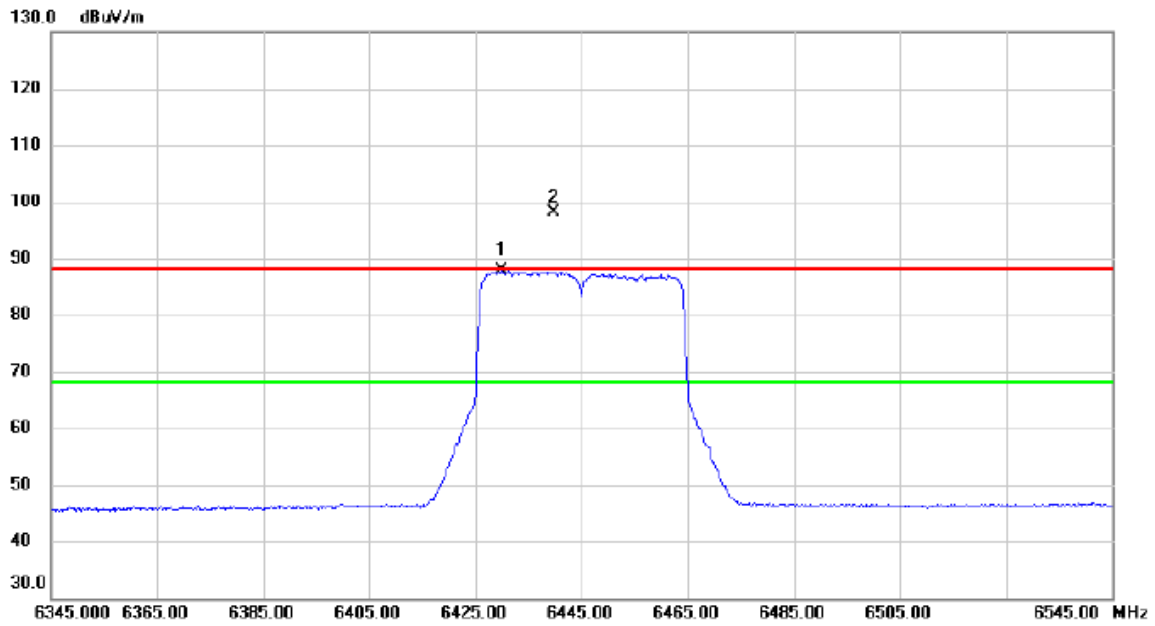


No.	Mk.	Freq. MHz	Reading Level dBuV	Correct Factor dB	Measure- ment dBuV/m	Limit dBuV/m	Margin dB	Detector	Comment
1	*	13030.370	26.18	16.68	42.86	68.20	-25.34	AVG	
2		13032.205	37.00	16.69	53.69	88.20	-34.51	peak	

REMARKS:

- (1) Measurement Value = Reading Level + Correct Factor.
- (2) Margin Level = Measurement Value - Limit Value.

Test Mode	UNII-6_TX AX(HE40) Mode 6445 MHz	Polarization	Vertical
-----------	----------------------------------	--------------	----------

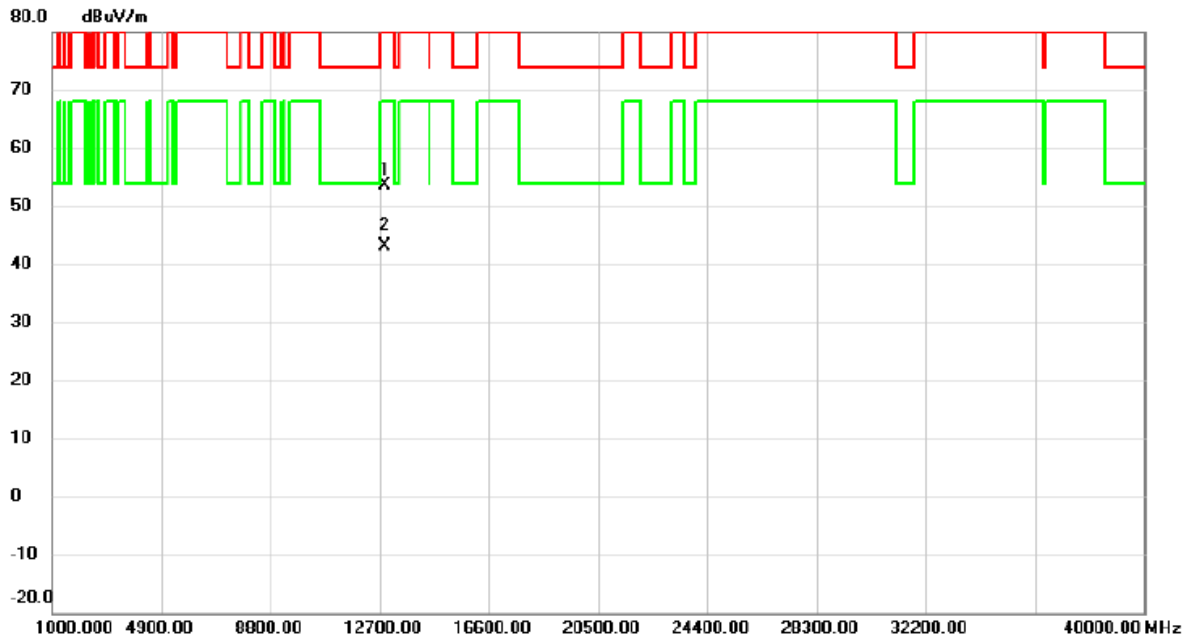


No.	Mk.	Freq. MHz	Reading Level dBuV	Correct Factor dB	Measure- ment dBuV/m	Limit dBuV/m	Margin dB	Detector	Comment
1	*	6429.800	70.14	17.76	87.90	68.20	19.70	AVG	No Limit
2	X	6439.800	80.34	17.78	98.12	88.20	9.92	peak	No Limit

REMARKS:

- (1) Measurement Value = Reading Level + Correct Factor.
- (2) Margin Level = Measurement Value - Limit Value.

Test Mode	UNII-6_TX AX(HE40) Mode 6445 MHz	Polarization	Vertical
-----------	----------------------------------	--------------	----------

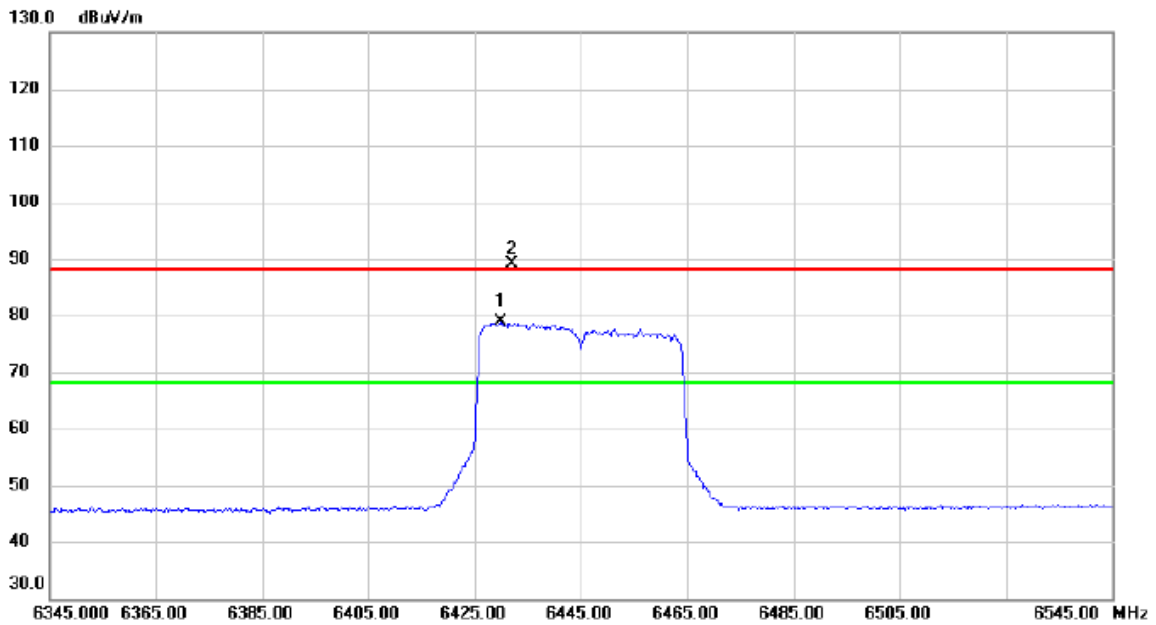


No.	Mk.	Freq. MHz	Reading Level dBuV	Correct Factor dB	Measure- ment dBuV/m	Limit dBuV/m	Margin dB	Detector	Comment
1		12890.810	37.10	16.51	53.61	88.20	-34.59	peak	
2	*	12891.260	26.51	16.51	43.02	68.20	-25.18	AVG	

REMARKS:

- (1) Measurement Value = Reading Level + Correct Factor.
- (2) Margin Level = Measurement Value - Limit Value.

Test Mode	UNII-6_TX AX(HE40) Mode 6445 MHz	Polarization	Horizontal
-----------	----------------------------------	--------------	------------

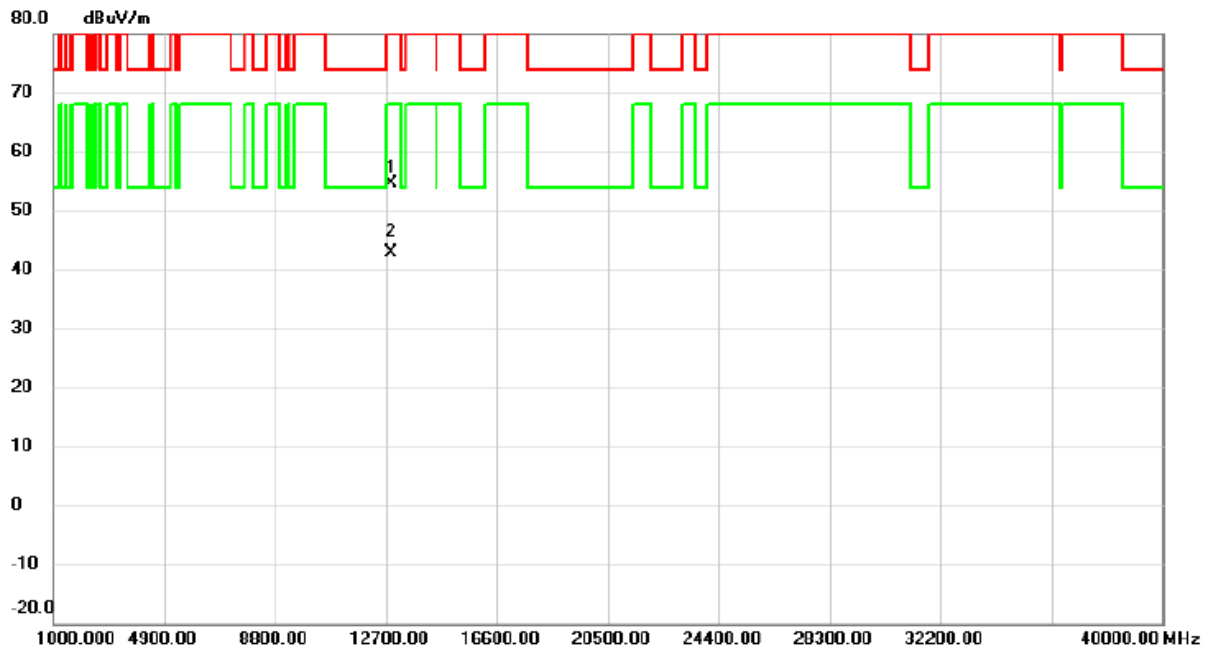


No.	Mk.	Freq. MHz	Reading Level dBuV	Correct Factor dB	Measure- ment dBuV/m	Limit dBuV/m	Margin dB	Detector	Comment
1	*	6429.800	61.15	17.76	78.91	68.20	10.71	AVG	No Limit
2	X	6432.000	71.32	17.77	89.09	88.20	0.89	peak	No Limit

REMARKS:

- (1) Measurement Value = Reading Level + Correct Factor.
- (2) Margin Level = Measurement Value - Limit Value.

Test Mode	UNII-6_TX AX(HE40) Mode 6445 MHz	Polarization	Horizontal
-----------	----------------------------------	--------------	------------

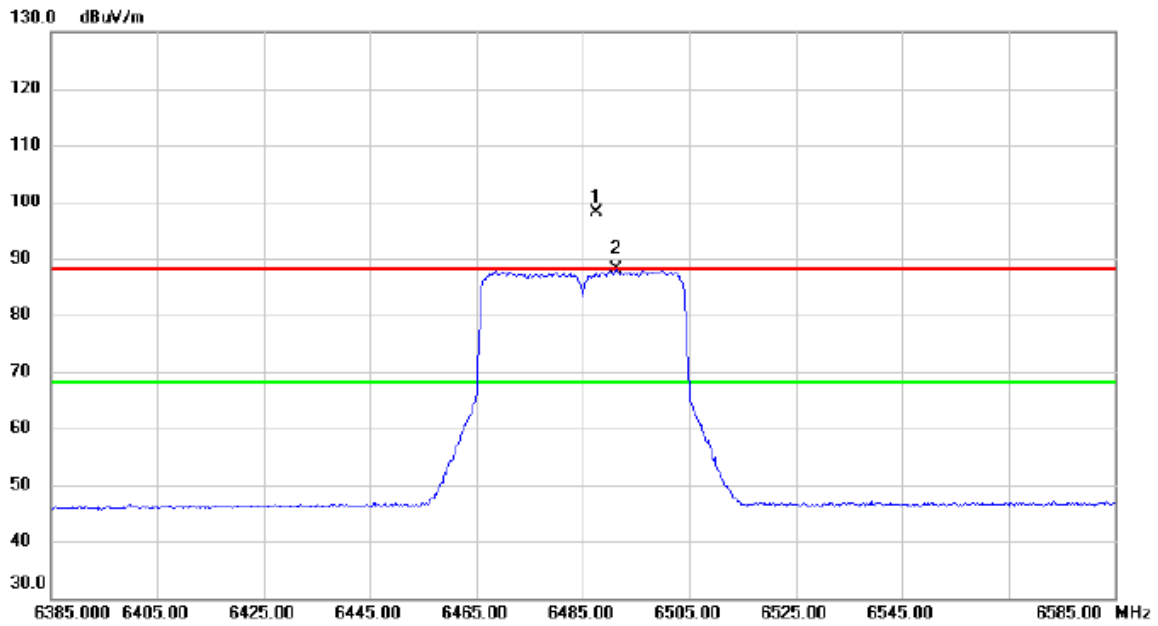


No.	Mk.	Freq. MHz	Reading Level dBuV	Correct Factor dB	Measure- ment dBuV/m	Limit dBuV/m	Margin dB	Detector	Comment
1		12890.950	38.04	16.51	54.55	88.20	-33.65	peak	
2	*	12891.795	26.41	16.51	42.92	68.20	-25.28	AVG	

REMARKS:

- (1) Measurement Value = Reading Level + Correct Factor.
- (2) Margin Level = Measurement Value - Limit Value.

Test Mode	UNII-6_TX AX(HE40) Mode 6485 MHz	Polarization	Vertical
-----------	----------------------------------	--------------	----------

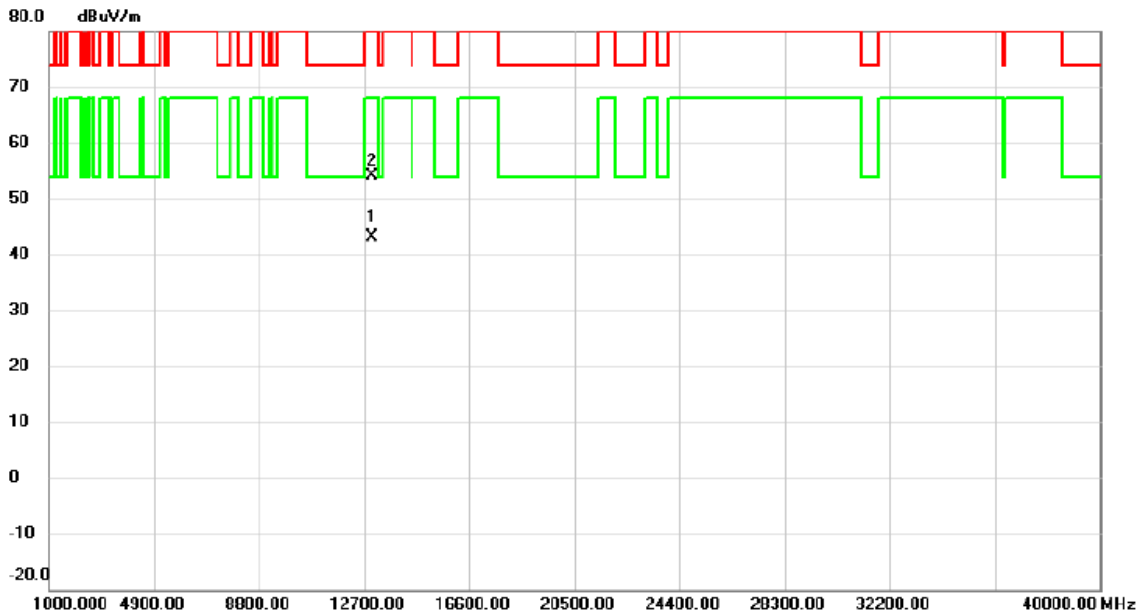


No.	Mk.	Freq.	Reading Level	Correct Factor	Measurement	Limit	Margin		
		MHz	dBuV	dB	dBuV/m	dBuV/m	dB	Detector	Comment
1	X	6487.600	80.19	17.88	98.07	88.20	9.87	peak	No Limit
2	*	6491.200	70.20	17.88	88.08	68.20	19.88	AVG	No Limit

REMARKS:

- (1) Measurement Value = Reading Level + Correct Factor.
- (2) Margin Level = Measurement Value - Limit Value.

Test Mode	UNII-6_TX AX(HE40) Mode 6485 MHz	Polarization	Vertical
-----------	----------------------------------	--------------	----------

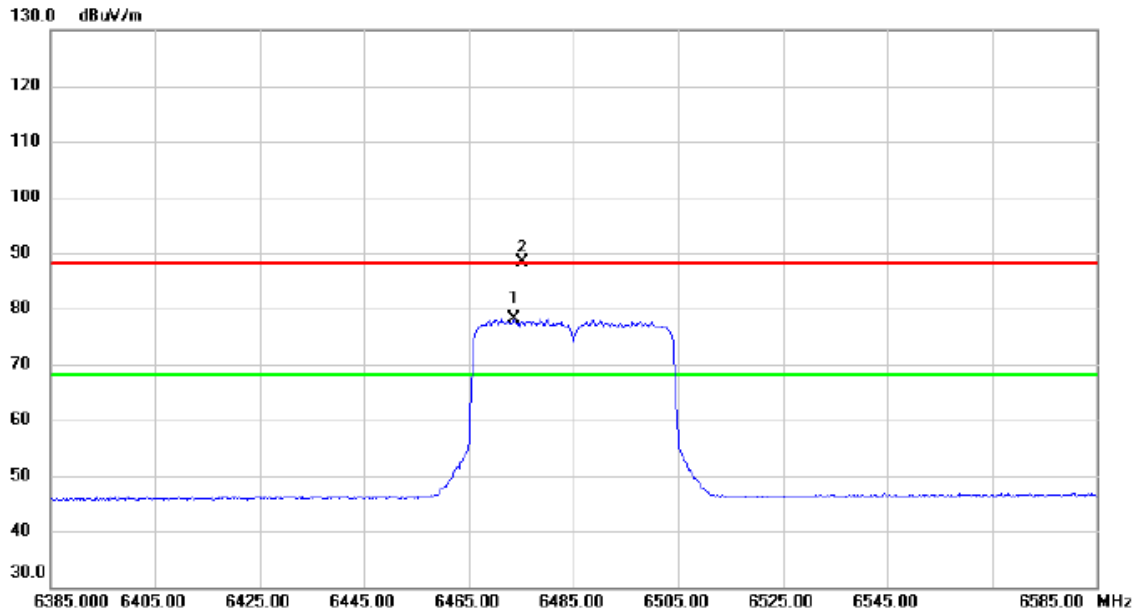


No.	Mk.	Freq. MHz	Reading Level dBuV	Correct Factor dB	Measure- ment dBuV/m	Limit dBuV/m	Margin dB	Detector	Comment
1	*	12970.015	26.54	16.60	43.14	68.20	-25.06	AVG	
2		12971.885	37.44	16.60	54.04	88.20	-34.16	peak	

REMARKS:

- (1) Measurement Value = Reading Level + Correct Factor.
- (2) Margin Level = Measurement Value - Limit Value.

Test Mode	UNII-6_TX AX(HE40) Mode 6485 MHz	Polarization	Horizontal
-----------	----------------------------------	--------------	------------

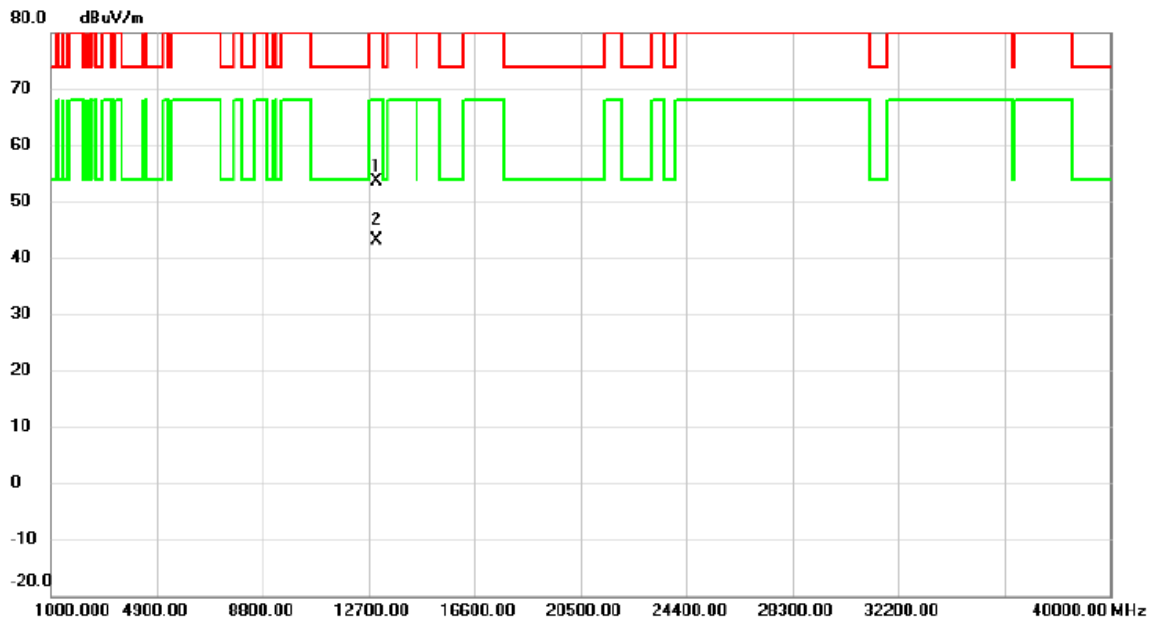


No.	Mk.	Freq.	Reading Level	Correct Factor	Measurement	Limit	Margin		
		MHz	dBuV	dB	dBuV/m	dBuV/m	dB	Detector	Comment
1	*	6473.600	60.25	17.85	78.10	68.20	9.90	AVG	No Limit
2	X	6475.200	70.50	17.86	88.36	88.20	0.16	peak	No Limit

REMARKS:

- (1) Measurement Value = Reading Level + Correct Factor.
- (2) Margin Level = Measurement Value - Limit Value.

Test Mode	UNII-6_TX AX(HE40) Mode 6485 MHz	Polarization	Horizontal
-----------	----------------------------------	--------------	------------

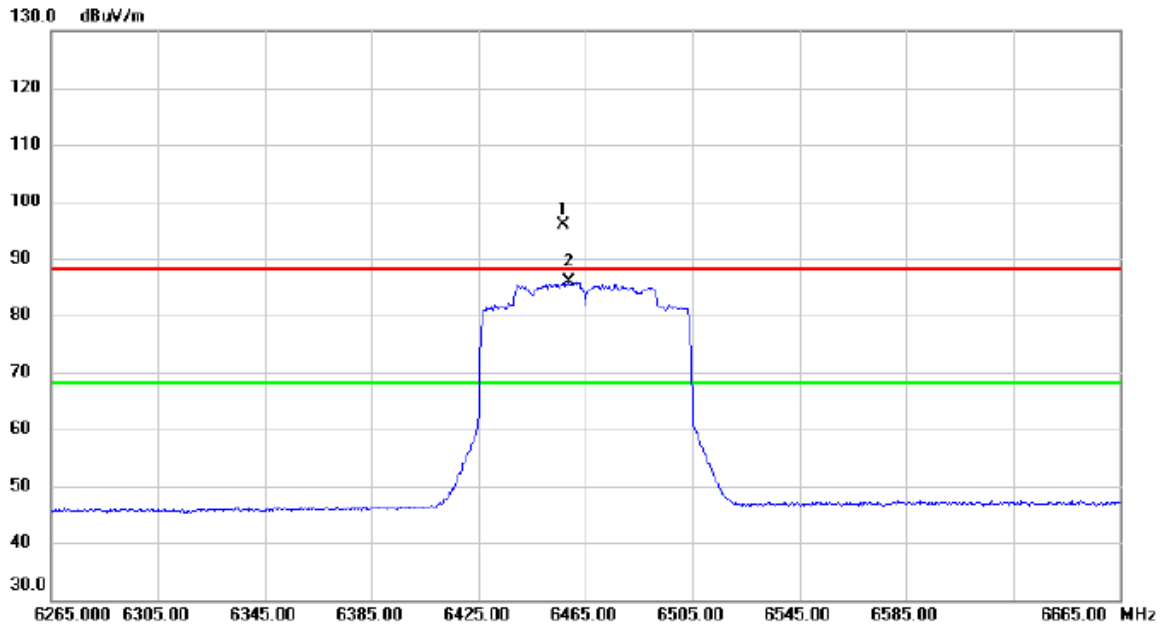


No.	Mk.	Freq. MHz	Reading Level dBuV	Correct Factor dB	Measure- ment dBuV/m	Limit dBuV/m	Margin dB	Detector	Comment
1		12971.470	37.15	16.60	53.75	88.20	-34.45	peak	
2	*	12971.840	26.48	16.60	43.08	68.20	-25.12	AVG	

REMARKS:

- (1) Measurement Value = Reading Level + Correct Factor.
- (2) Margin Level = Measurement Value - Limit Value.

Test Mode	UNII-6_TX AX(HE80) Mode 6465 MHz	Polarization	Vertical
-----------	----------------------------------	--------------	----------

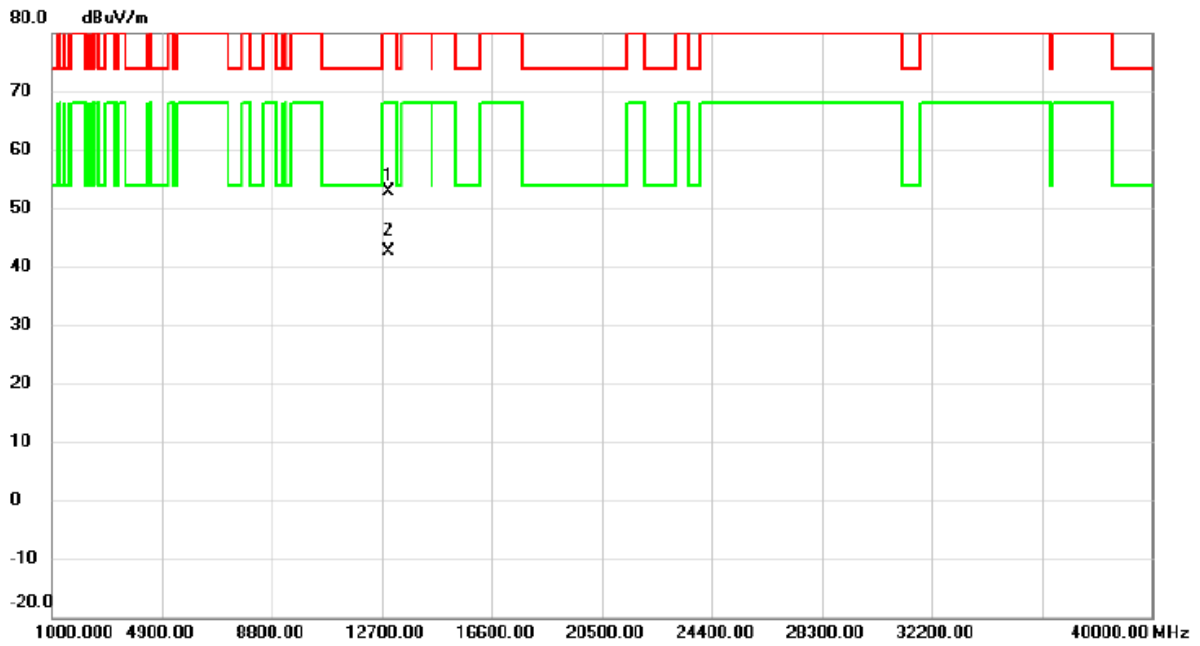


No.	Mk.	Freq. MHz	Reading Level dBuV	Correct Factor dB	Measure- ment dBuV/m	Limit dBuV/m	Margin dB	Detector	Comment
1	X	6456.600	78.17	17.83	96.00	88.20	7.80	peak	No Limit
2	*	6458.600	68.03	17.83	85.86	68.20	17.66	AVG	No Limit

REMARKS:

- (1) Measurement Value = Reading Level + Correct Factor.
- (2) Margin Level = Measurement Value - Limit Value.

Test Mode	UNII-6_TX AX(HE80) Mode 6465 MHz	Polarization	Vertical
-----------	----------------------------------	--------------	----------

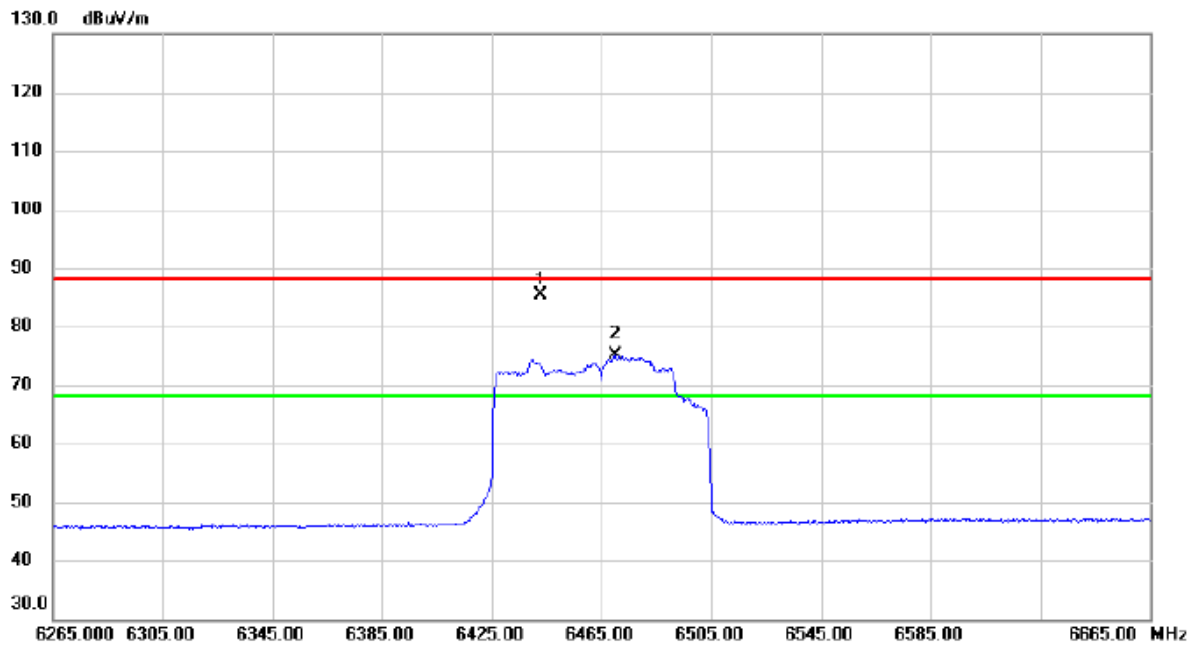


No. Mk.	Freq. MHz	Reading Level dBuV	Correct Factor dB	Measurement dBuV/m	Limit dBuV/m	Margin dB	Detector	Comment
1	12929.580	36.44	16.56	53.00	88.20	-35.20	peak	
2 *	12931.050	26.01	16.56	42.57	68.20	-25.63	AVG	

REMARKS:

- (1) Measurement Value = Reading Level + Correct Factor.
- (2) Margin Level = Measurement Value - Limit Value.

Test Mode	UNII-6_TX AX(HE80) Mode 6465 MHz	Polarization	Horizontal
-----------	----------------------------------	--------------	------------

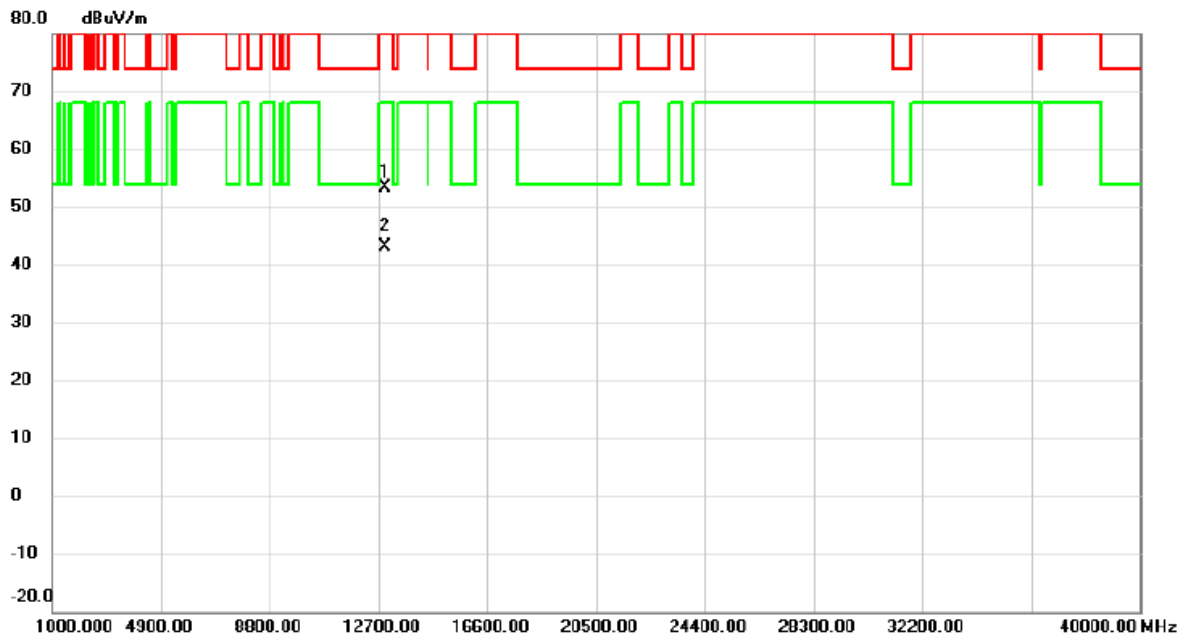


No.	Mk.	Freq. MHz	Reading Level dBuV	Correct Factor dB	Measure- ment dBuV/m	Limit dBuV/m	Margin dB	Detector	Comment
1		6442.600	67.61	17.78	85.39	88.20	-2.81	peak	No Limit
2	*	6469.800	57.31	17.85	75.16	68.20	6.96	AVG	No Limit

REMARKS:

- (1) Measurement Value = Reading Level + Correct Factor.
- (2) Margin Level = Measurement Value - Limit Value.

Test Mode	UNII-6_TX AX(HE80) Mode 6465 MHz	Polarization	Horizontal
-----------	----------------------------------	--------------	------------

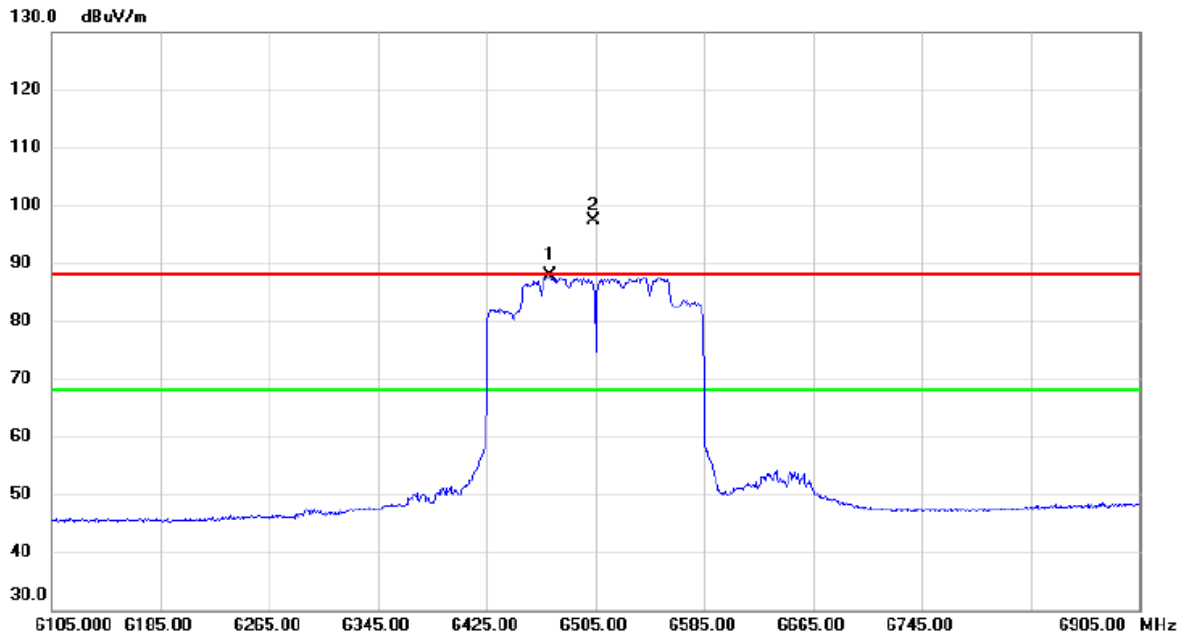


No.	Mk.	Freq. MHz	Reading Level dBuV	Correct Factor dB	Measure- ment dBuV/m	Limit dBuV/m	Margin dB	Detector	Comment
1		12928.960	36.87	16.56	53.43	88.20	-34.77	peak	
2	*	12932.960	26.48	16.56	43.04	68.20	-25.16	AVG	

REMARKS:

- (1) Measurement Value = Reading Level + Correct Factor.
- (2) Margin Level = Measurement Value - Limit Value.

Test Mode	UNII-6_TX AX(HEW160) Mode 6505 MHz	Polarization	Vertical
-----------	------------------------------------	--------------	----------

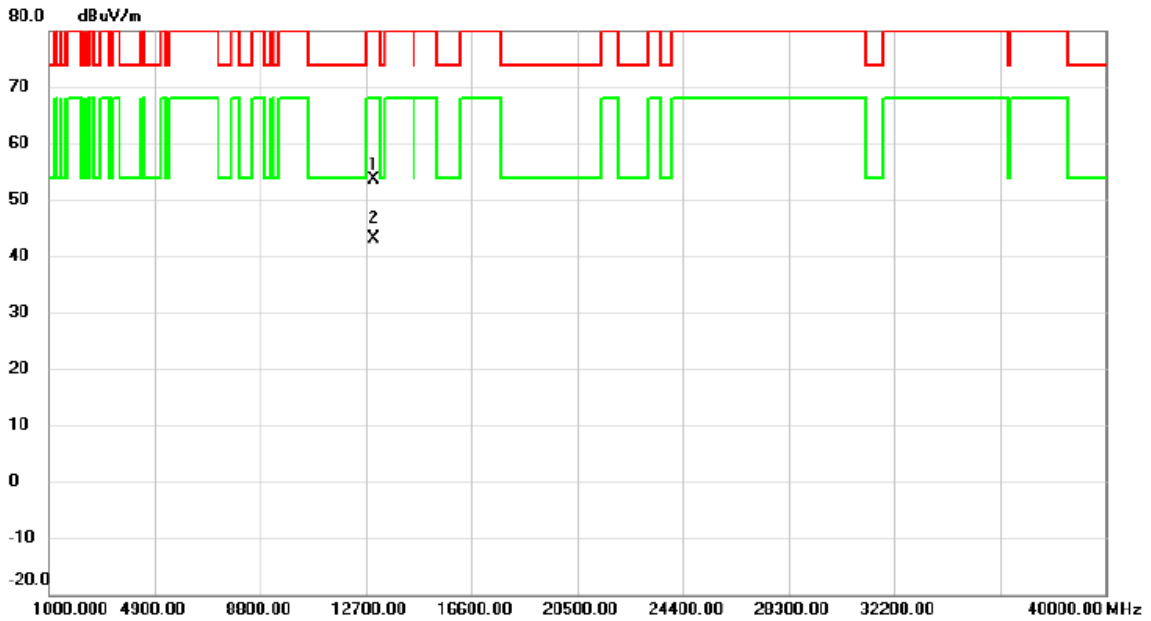


No.	Mk.	Freq. MHz	Reading Level dBuV	Correct Factor dB	Measure- ment dBuV/m	Limit dBuV/m	Margin dB	Detector	Comment
1	*	6471.400	69.97	17.85	87.82	68.20	19.62	AVG	No Limit
2	X	6503.400	79.53	17.91	97.44	88.20	9.24	peak	No Limit

REMARKS:

- (1) Measurement Value = Reading Level + Correct Factor.
- (2) Margin Level = Measurement Value - Limit Value.

Test Mode	UNII-6_TX AX(HEW160) Mode 6505 MHz	Polarization	Vertical
-----------	------------------------------------	--------------	----------

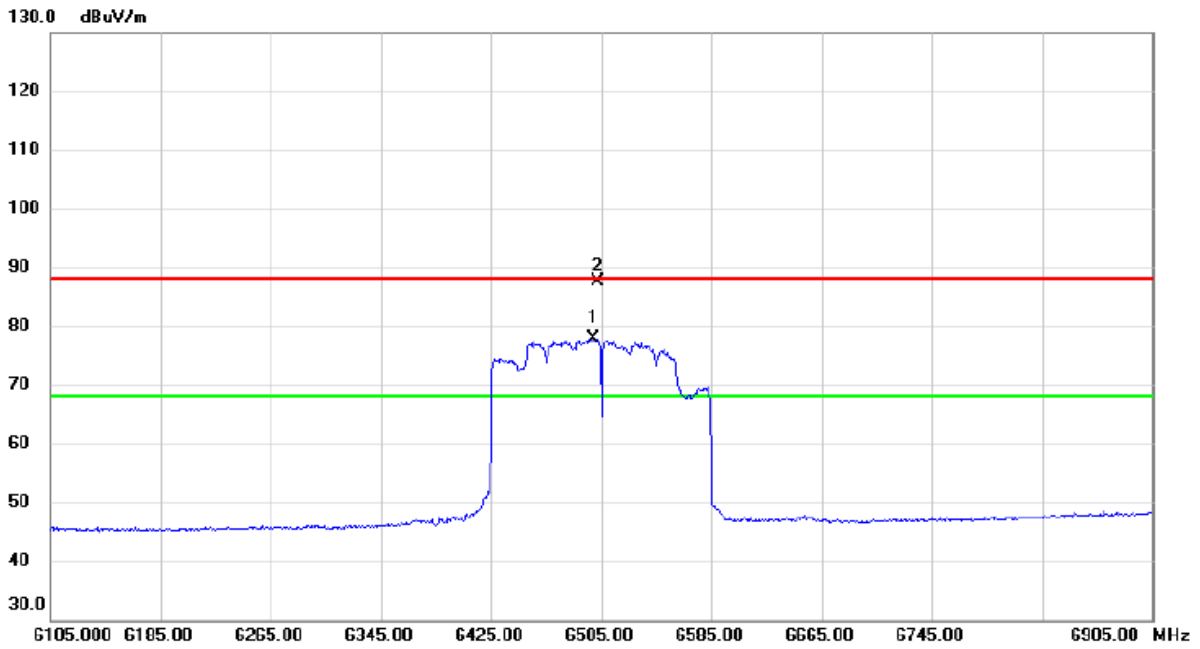


No.	Mk.	Freq. MHz	Reading Level dBuV	Correct Factor dB	Measure- ment dBuV/m	Limit dBuV/m	Margin dB	Detector	Comment
1		13011.340	36.90	16.65	53.55	88.20	-34.65	peak	
2	*	13011.690	26.55	16.65	43.20	68.20	-25.00	AVG	

REMARKS:

- (1) Measurement Value = Reading Level + Correct Factor.
- (2) Margin Level = Measurement Value - Limit Value.

Test Mode	UNII-6_TX AX(HEW160) Mode 6505 MHz	Polarization	Horizontal
-----------	------------------------------------	--------------	------------

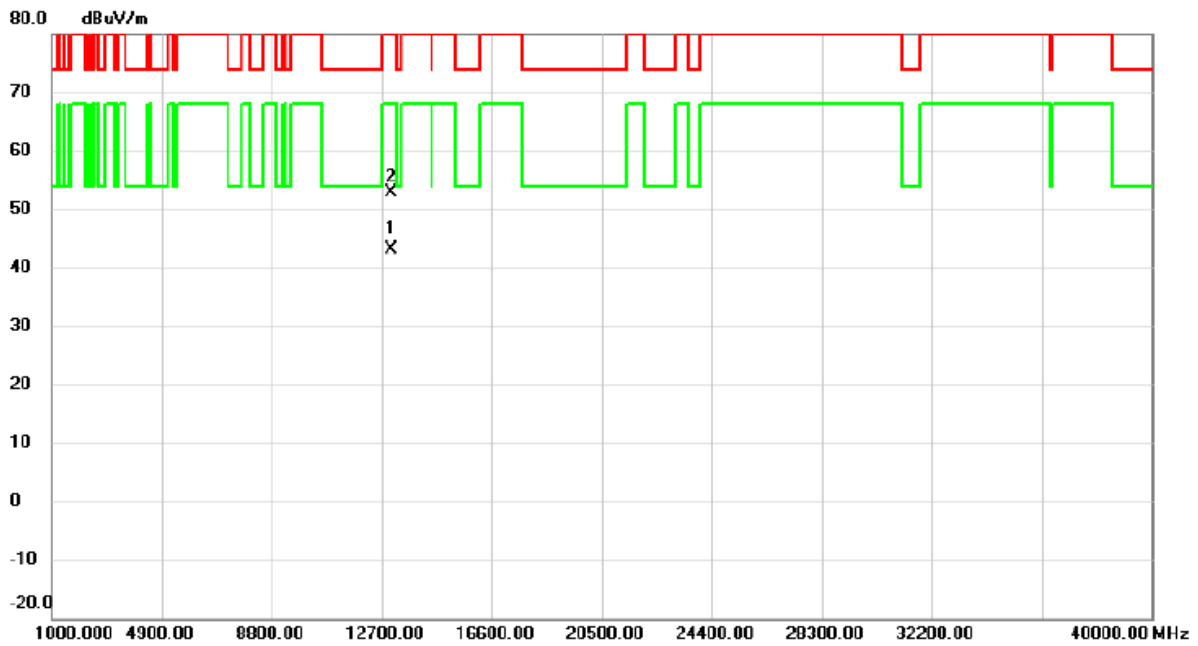


No.	Mk.	Freq. MHz	Reading Level dBuV	Correct Factor dB	Measure- ment dBuV/m	Limit dBuV/m	Margin dB	Detector	Comment
1	*	6499.400	59.92	17.90	77.82	68.20	9.62	AVG	No Limit
2		6501.800	69.67	17.91	87.58	88.20	-0.62	peak	No Limit

REMARKS:

- (1) Measurement Value = Reading Level + Correct Factor.
- (2) Margin Level = Measurement Value - Limit Value.

Test Mode	UNII-6_TX AX(HEW160) Mode 6505 MHz	Polarization	Horizontal
-----------	------------------------------------	--------------	------------

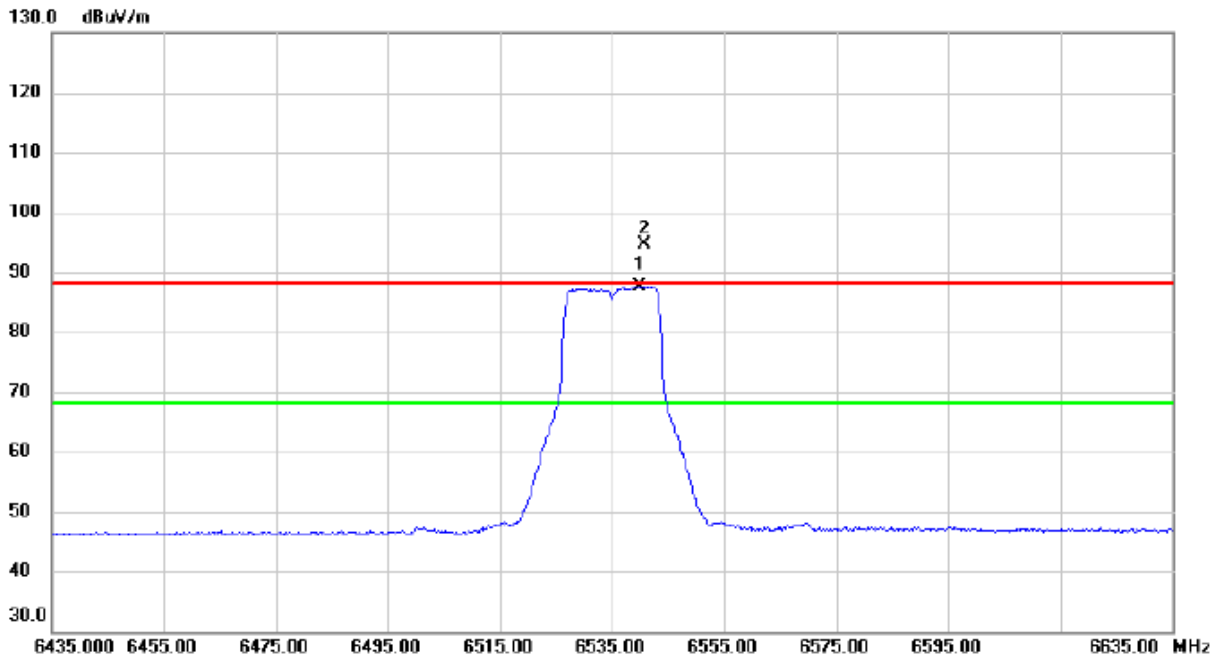


No.	Mk.	Freq. MHz	Reading Level dBuV	Correct Factor dB	Measure- ment dBuV/m	Limit dBuV/m	Margin dB	Detector	Comment
1	*	13012.660	26.59	16.65	43.24	68.20	-24.96	AVG	
2		13015.960	36.27	16.65	52.92	88.20	-35.28	peak	

REMARKS:

- (1) Measurement Value = Reading Level + Correct Factor.
- (2) Margin Level = Measurement Value - Limit Value.

Test Mode	UNII-7_TX A Mode 6535 MHz	Polarization	Vertical
-----------	---------------------------	--------------	----------

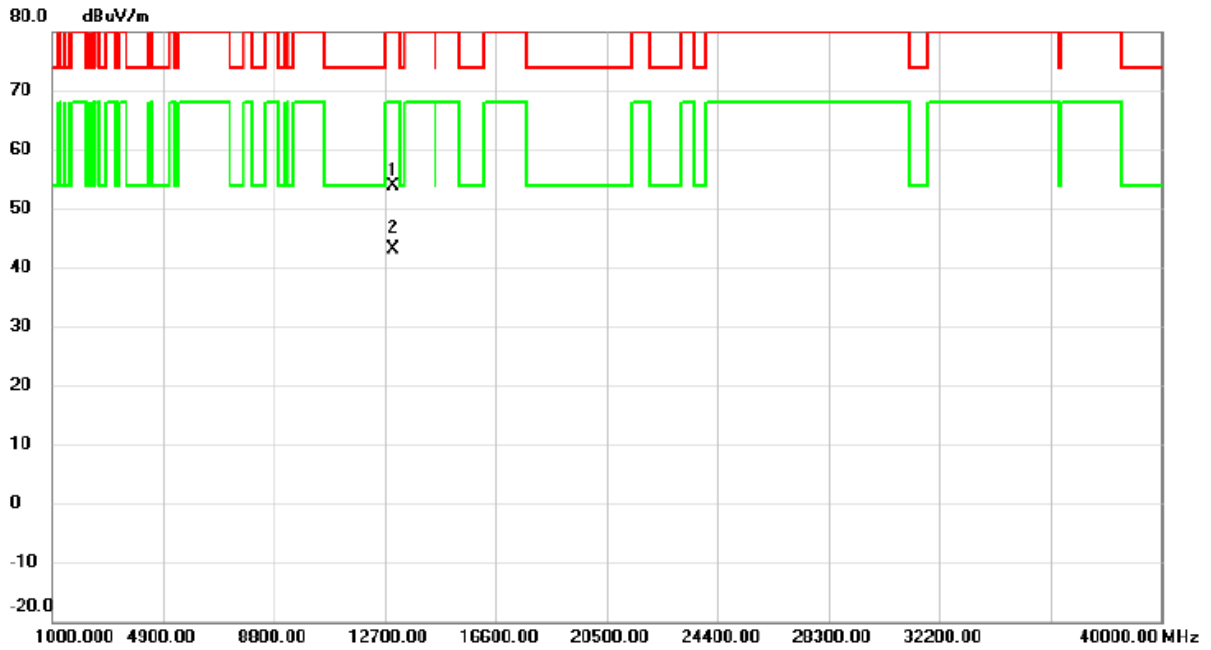


No.	Mk.	Freq. MHz	Reading Level dBuV	Correct Factor dB	Measure- ment dBuV/m	Limit dBuV/m	Margin dB	Detector	Comment
1	*	6540.000	69.49	18.08	87.57	68.20	19.37	AVG	No Limit
2	X	6540.600	76.66	18.09	94.75	88.20	6.55	peak	No Limit

REMARKS:

- (1) Measurement Value = Reading Level + Correct Factor.
- (2) Margin Level = Measurement Value - Limit Value.

Test Mode	UNII-7_TX A Mode 6535 MHz	Polarization	Vertical
-----------	---------------------------	--------------	----------

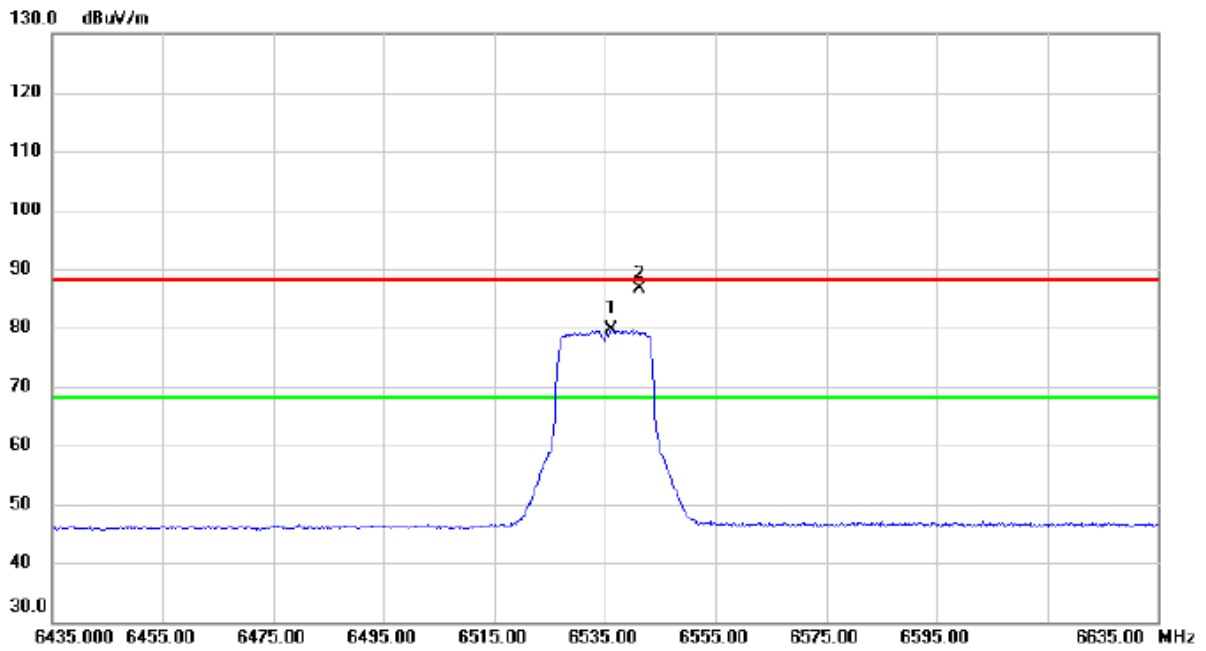


No.	Mk.	Freq. MHz	Reading Level dBuV	Correct Factor dB	Measure- ment dBuV/m	Limit dBuV/m	Margin dB	Detector	Comment
1		13010.470	37.34	16.65	53.99	88.20	-34.21	peak	
2	*	13011.030	26.57	16.65	43.22	68.20	-24.98	AVG	

REMARKS:

- (1) Measurement Value = Reading Level + Correct Factor.
- (2) Margin Level = Measurement Value - Limit Value.

Test Mode	UNII-7_TX A Mode 6535 MHz	Polarization	Horizontal
-----------	---------------------------	--------------	------------

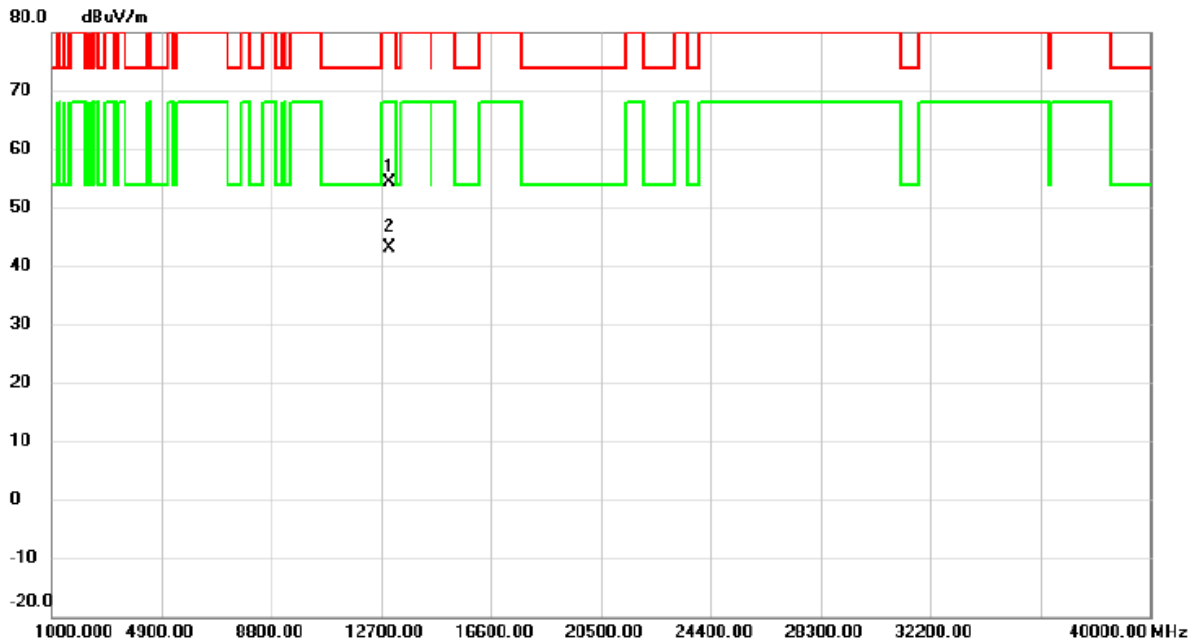


No.	Mk.	Freq. MHz	Reading Level dBuV	Correct Factor dB	Measure- ment dBuV/m	Limit dBuV/m	Margin dB	Detector	Comment
1	*	6536.200	61.50	18.07	79.57	68.20	11.37	AVG	No Limit
2		6541.400	68.58	18.09	86.67	88.20	-1.53	peak	No Limit

REMARKS:

- (1) Measurement Value = Reading Level + Correct Factor.
- (2) Margin Level = Measurement Value - Limit Value.

Test Mode	UNII-7_TX A Mode 6535 MHz	Polarization	Horizontal
-----------	---------------------------	--------------	------------

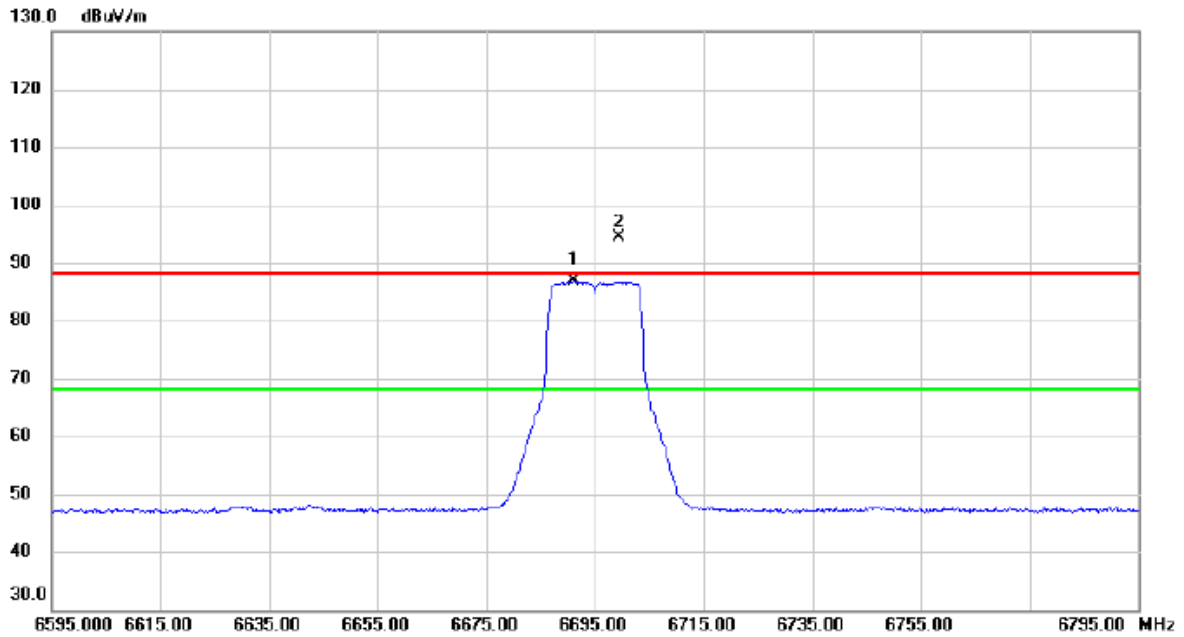


No.	Mk.	Freq. MHz	Reading Level dBuV	Correct Factor dB	Measure- ment dBuV/m	Limit dBuV/m	Margin dB	Detector	Comment
1		13009.010	37.76	16.65	54.41	88.20	-33.79	peak	
2	*	13009.910	26.54	16.65	43.19	68.20	-25.01	AVG	

REMARKS:

- (1) Measurement Value = Reading Level + Correct Factor.
- (2) Margin Level = Measurement Value - Limit Value.

Test Mode	UNII-7_TX A Mode 6695 MHz	Polarization	Vertical
-----------	---------------------------	--------------	----------

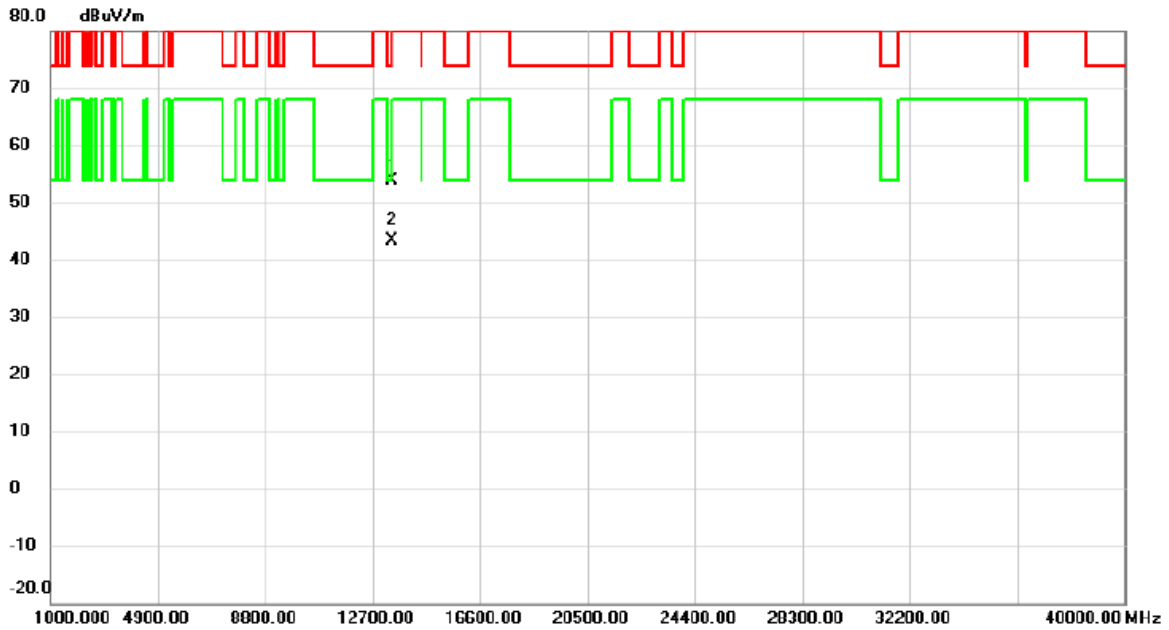


No.	Mk.	Freq. MHz	Reading Level dBuV	Correct Factor dB	Measure- ment dBuV/m	Limit dBuV/m	Margin dB	Detector	Comment
1	*	6691.000	68.02	18.82	86.84	68.20	18.64	AVG	No Limit
2	X	6699.400	75.54	18.86	94.40	88.20	6.20	peak	No Limit

REMARKS:

- (1) Measurement Value = Reading Level + Correct Factor.
- (2) Margin Level = Measurement Value - Limit Value.

Test Mode	UNII-7_TX A Mode 6695 MHz	Polarization	Vertical
-----------	---------------------------	--------------	----------

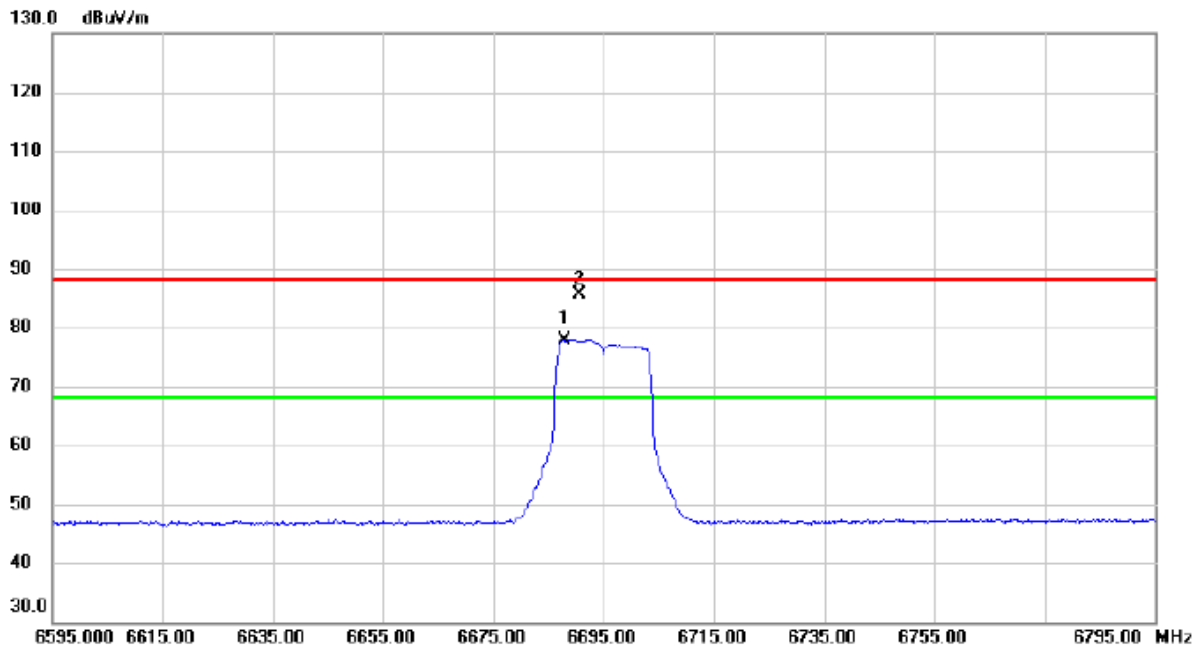


No.	Mk.	Freq. MHz	Reading Level dBuV	Correct Factor dB	Measure- ment dBuV/m	Limit dBuV/m	Margin dB	Detector	Comment
1		13386.490	36.68	17.30	53.98	74.00	-20.02	peak	
2	*	13390.810	26.01	17.30	43.31	54.00	-10.69	AVG	

REMARKS:

- (1) Measurement Value = Reading Level + Correct Factor.
- (2) Margin Level = Measurement Value - Limit Value.

Test Mode	UNII-7_TX A Mode 6695 MHz	Polarization	Horizontal
-----------	---------------------------	--------------	------------

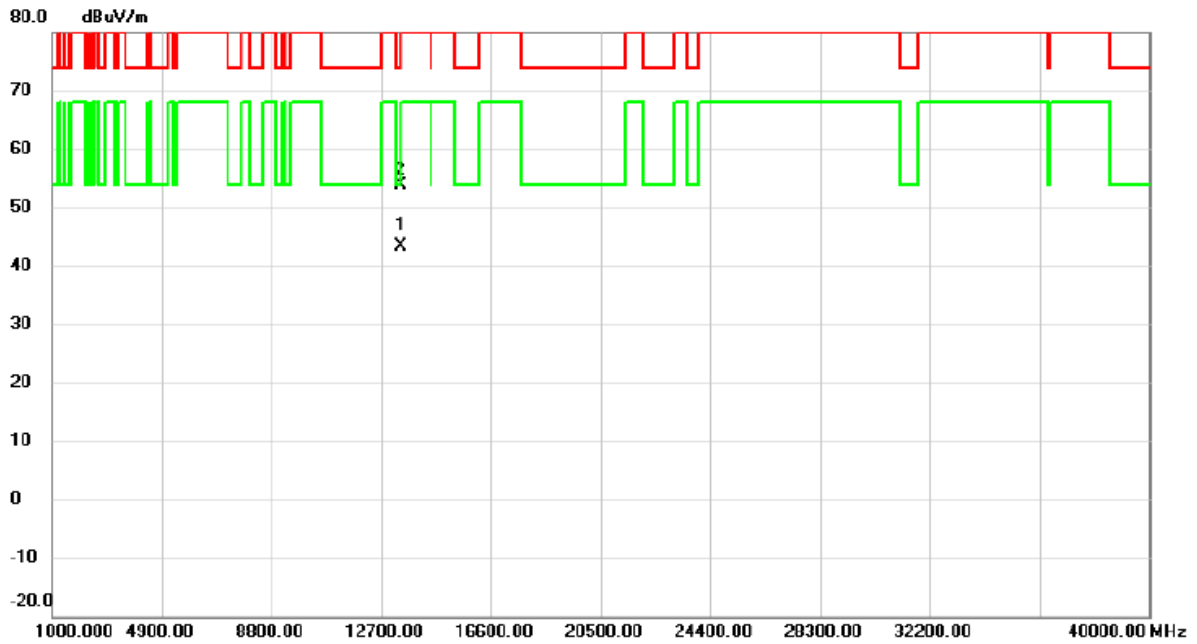


No.	Mk.	Freq. MHz	Reading Level dBuV	Correct Factor dB	Measure- ment dBuV/m	Limit dBuV/m	Margin dB	Detector	Comment
1	*	6687.800	59.15	18.80	77.95	68.20	9.75	AVG	No Limit
2		6690.600	66.77	18.82	85.59	88.20	-2.61	peak	No Limit

REMARKS:

- (1) Measurement Value = Reading Level + Correct Factor.
- (2) Margin Level = Measurement Value - Limit Value.

Test Mode	UNII-7_TX A Mode 6695 MHz	Polarization	Horizontal
-----------	---------------------------	--------------	------------



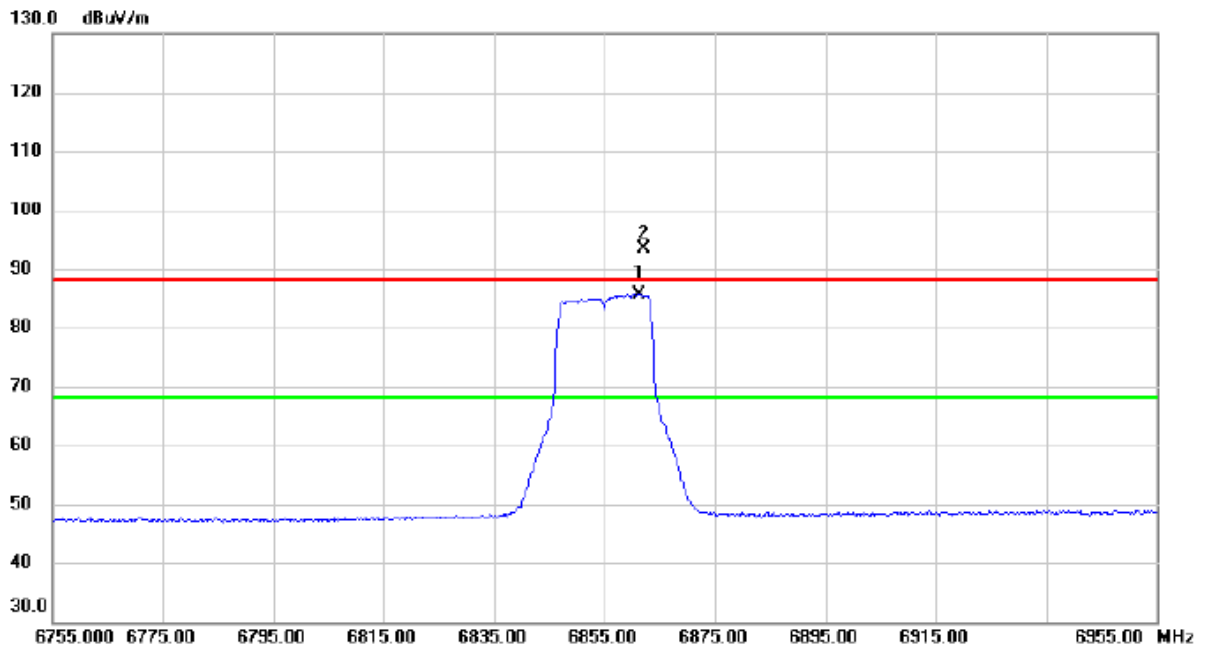
No.	Mk.	Freq. MHz	Reading Level dBuV	Correct Factor dB	Measure- ment dBuV/m	Limit dBuV/m	Margin dB	Detector	Comment
1	*	13385.850	26.06	17.29	43.35	54.00	-10.65	AVG	
2		13390.150	36.58	17.30	53.88	74.00	-20.12	peak	

REMARKS:

(1) Measurement Value = Reading Level + Correct Factor.

(2) Margin Level = Measurement Value - Limit Value.

Test Mode	UNII-7_TX A Mode 6855 MHz	Polarization	Vertical
-----------	---------------------------	--------------	----------

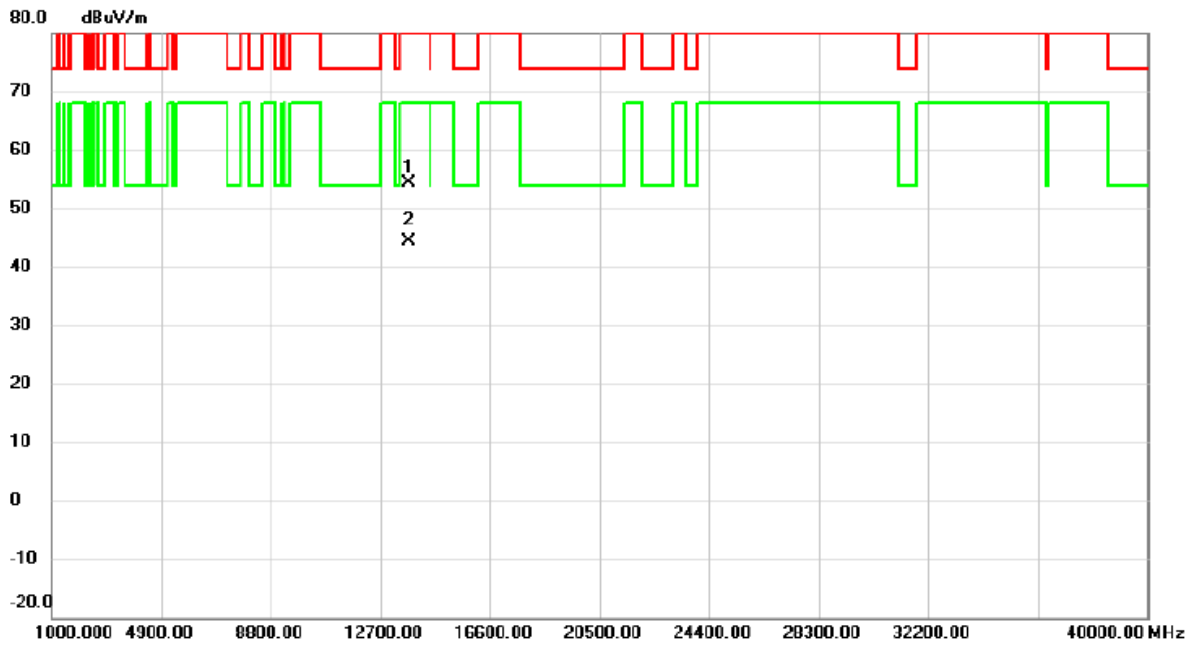


No.	Mk.	Freq. MHz	Reading Level dBuV	Correct Factor dB	Measure- ment dBuV/m	Limit dBuV/m	Margin dB	Detector	Comment
1	*	6861.400	66.00	19.63	85.63	68.20	17.43	AVG	No Limit
2	X	6862.000	73.74	19.63	93.37	88.20	5.17	peak	No Limit

REMARKS:

- (1) Measurement Value = Reading Level + Correct Factor.
- (2) Margin Level = Measurement Value - Limit Value.

Test Mode	UNII-7_TX A Mode 6855 MHz	Polarization	Vertical
-----------	---------------------------	--------------	----------



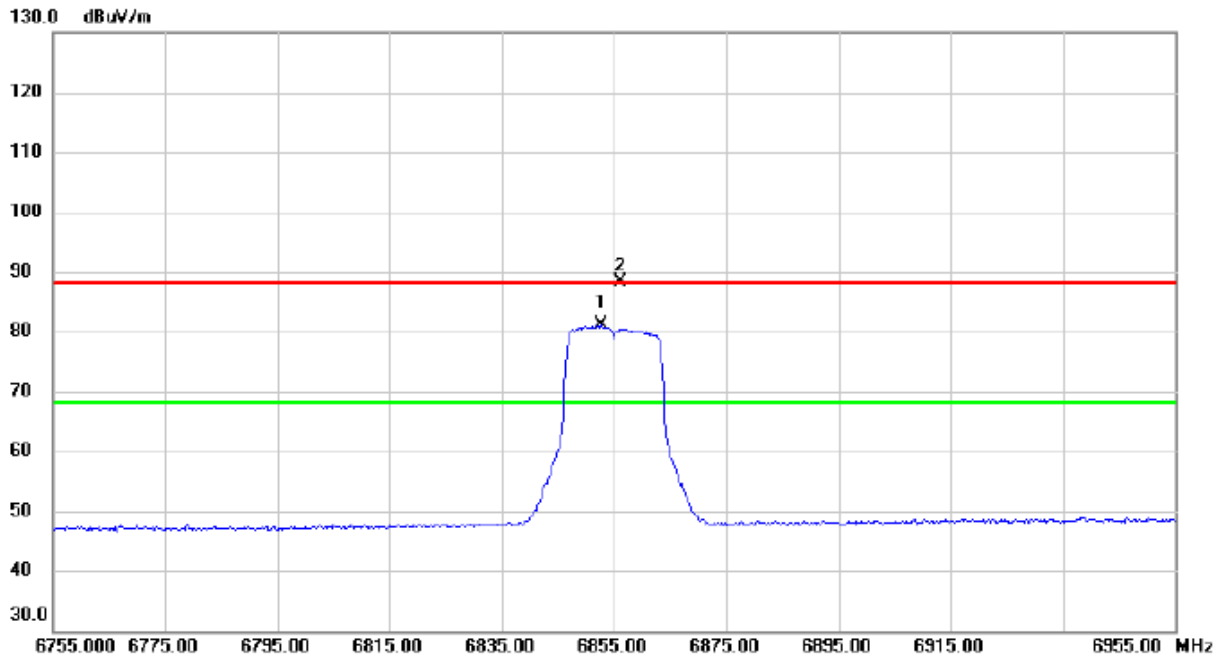
No.	Mk.	Freq. MHz	Reading Level dBuV	Correct Factor dB	Measure- ment dBuV/m	Limit dBuV/m	Margin dB	Detector	Comment
1		13708.030	36.41	17.94	54.35	88.20	-33.85	peak	
2	*	13711.740	26.46	17.94	44.40	68.20	-23.80	AVG	

REMARKS:

(1) Measurement Value = Reading Level + Correct Factor.

(2) Margin Level = Measurement Value - Limit Value.

Test Mode	UNII-7_TX A Mode 6855 MHz	Polarization	Horizontal
-----------	---------------------------	--------------	------------

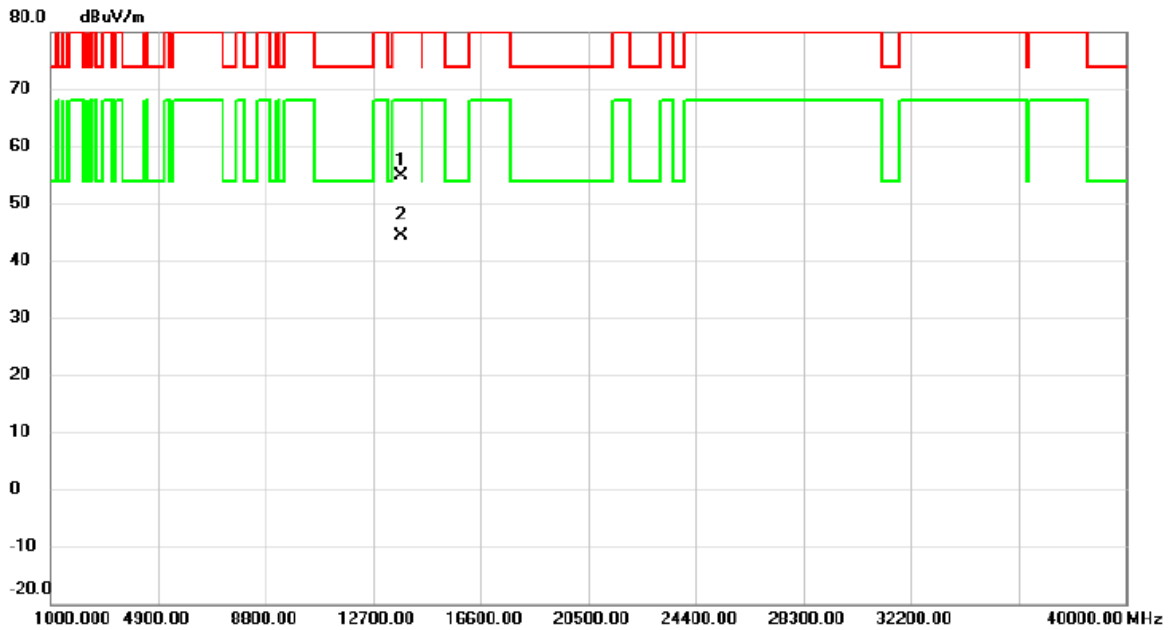


No.	Mk.	Freq. MHz	Reading Level dBuV	Correct Factor dB	Measure- ment dBuV/m	Limit dBuV/m	Margin dB	Detector	Comment
1	*	6852.800	61.53	19.59	81.12	68.20	12.92	AVG	No Limit
2	X	6856.200	68.78	19.60	88.38	88.20	0.18	peak	No Limit

REMARKS:

- (1) Measurement Value = Reading Level + Correct Factor.
- (2) Margin Level = Measurement Value - Limit Value.

Test Mode	UNII-7_TX A Mode 6855 MHz	Polarization	Horizontal
-----------	---------------------------	--------------	------------

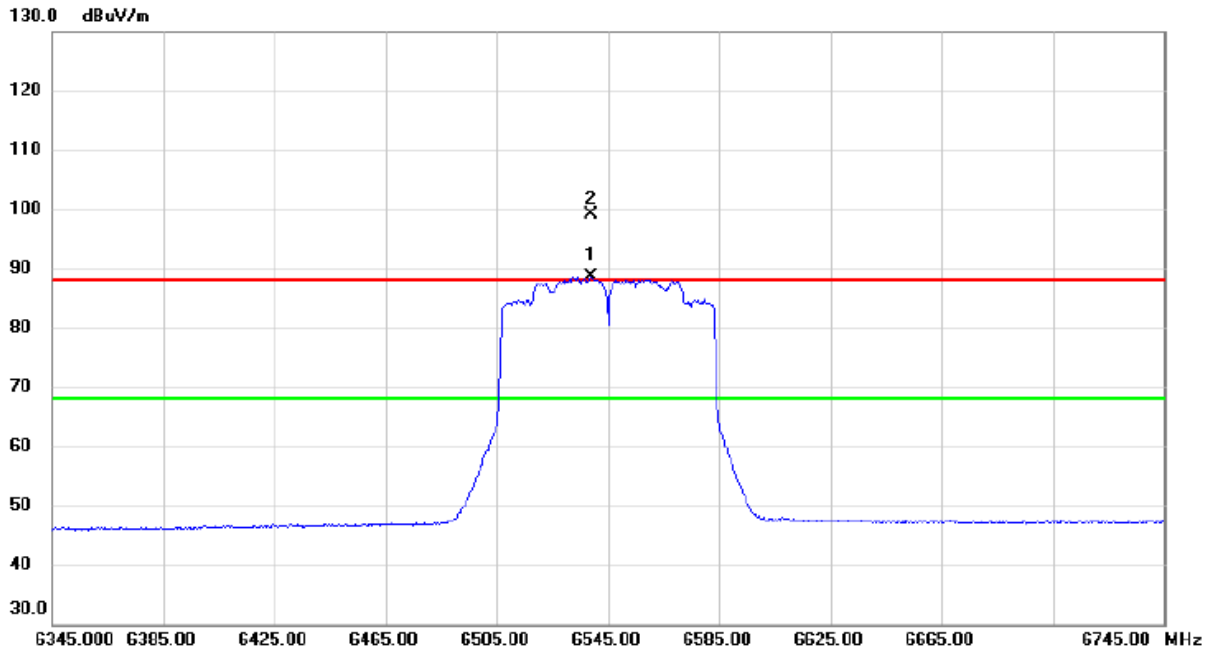


No.	Mk.	Freq. MHz	Reading Level dBuV	Correct Factor dB	Measure- ment dBuV/m	Limit dBuV/m	Margin dB	Detector	Comment
1		13709.830	36.87	17.94	54.81	88.20	-33.39	peak	
2	*	13713.160	26.53	17.96	44.49	68.20	-23.71	AVG	

REMARKS:

- (1) Measurement Value = Reading Level + Correct Factor.
- (2) Margin Level = Measurement Value - Limit Value.

Test Mode	UNII-7_TX AC(VHT80) Mode 6545 MHz	Polarization	Vertical
-----------	-----------------------------------	--------------	----------

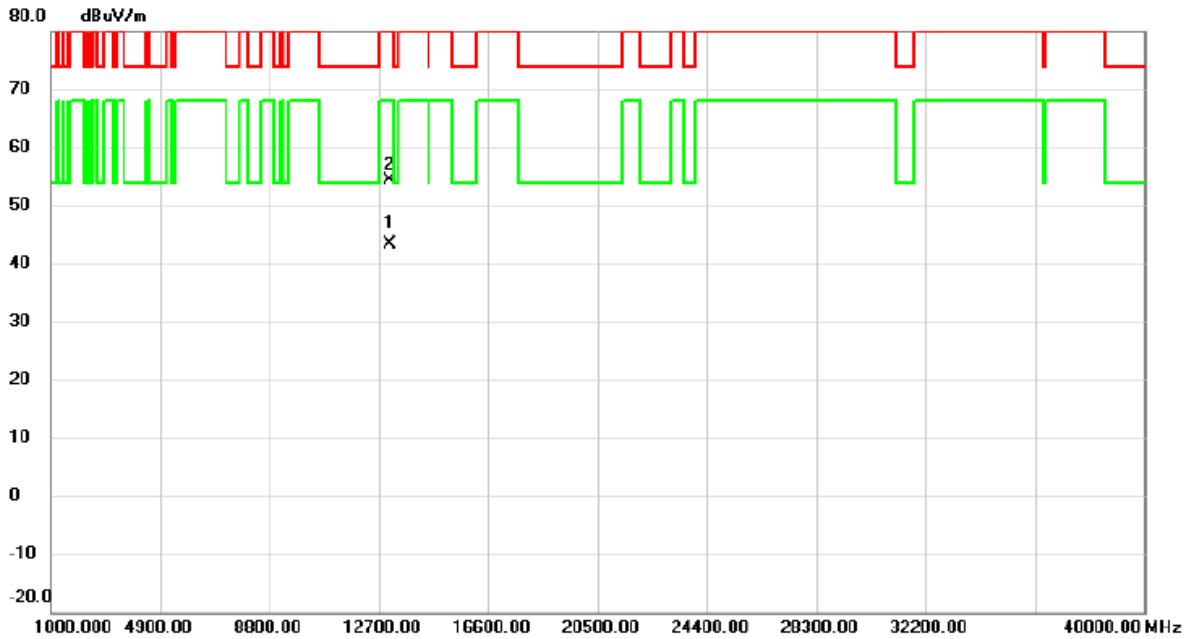


No.	Mk.	Freq. MHz	Reading Level dBuV	Correct Factor dB	Measure- ment dBuV/m	Limit dBuV/m	Margin dB	Detector	Comment
1	*	6538.600	70.52	18.08	88.60	68.20	20.40	AVG	No Limit
2	X	6539.000	81.12	18.08	99.20	88.20	11.00	peak	No Limit

REMARKS:

- (1) Measurement Value = Reading Level + Correct Factor.
- (2) Margin Level = Measurement Value - Limit Value.

Test Mode	UNII-7_TX AC(VHT80) Mode 6545 MHz	Polarization	Vertical
-----------	-----------------------------------	--------------	----------

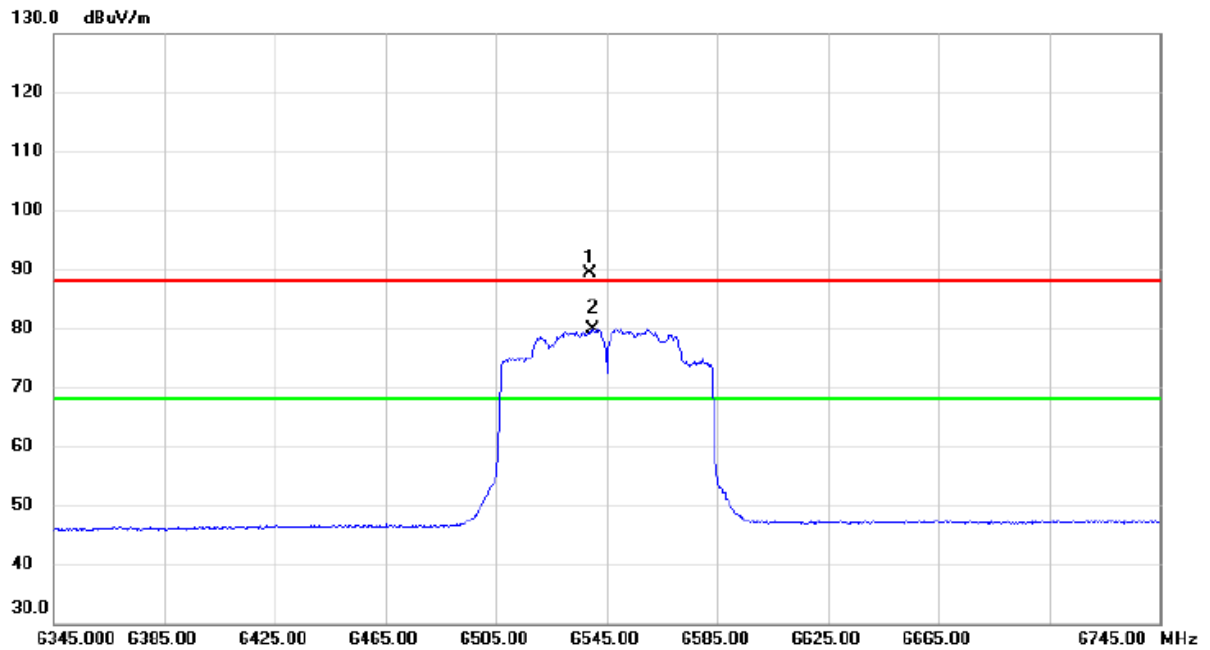


No.	Mk.	Freq. MHz	Reading Level dBuV	Correct Factor dB	Measure- ment dBuV/m	Limit dBuV/m	Margin dB	Detector	Comment
1	*	13088.230	26.63	16.78	43.41	68.20	-24.79	AVG	
2		13091.320	37.72	16.78	54.50	88.20	-33.70	peak	

REMARKS:

- (1) Measurement Value = Reading Level + Correct Factor.
- (2) Margin Level = Measurement Value - Limit Value.

Test Mode	UNII-7_TX AC(VHT80) Mode 6545 MHz	Polarization	Horizontal
-----------	-----------------------------------	--------------	------------



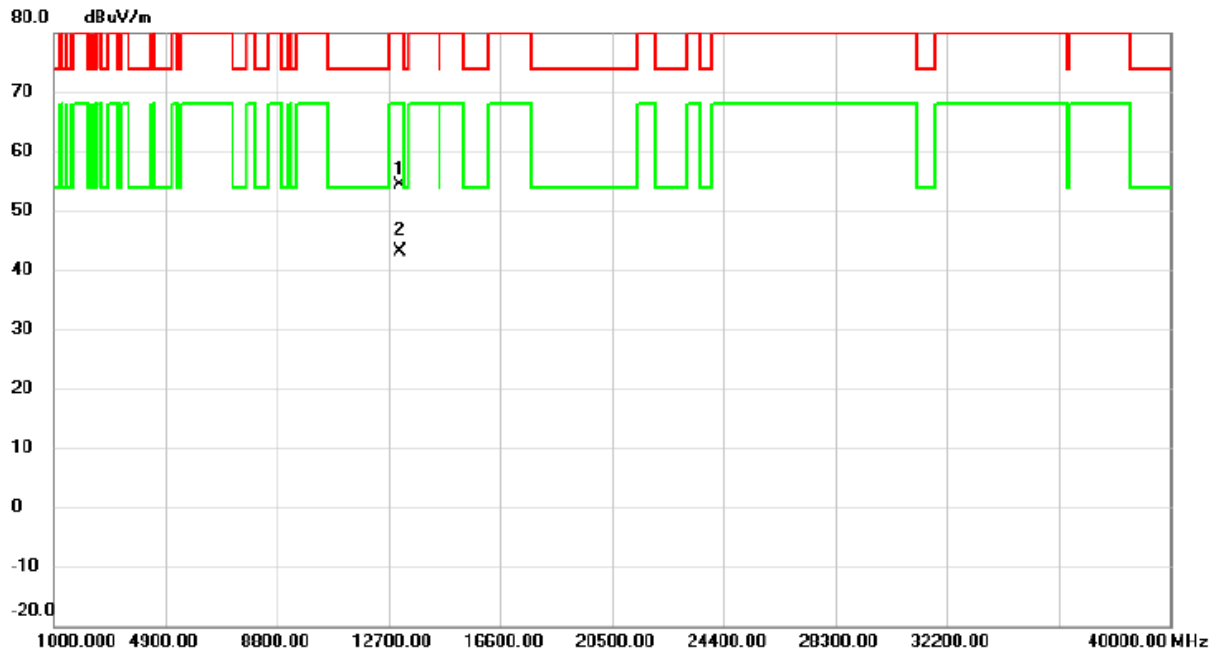
No.	Mk.	Freq. MHz	Reading Level dBuV	Correct Factor dB	Measure- ment dBuV/m	Limit dBuV/m	Margin dB	Detector	Comment
1	X	6539.000	71.37	18.08	89.45	88.20	1.25	peak	No Limit
2	*	6540.200	61.89	18.08	79.97	68.20	11.77	AVG	No Limit

REMARKS:

(1) Measurement Value = Reading Level + Correct Factor.

(2) Margin Level = Measurement Value - Limit Value.

Test Mode	UNII-7_TX AC(VHT80) Mode 6545 MHz	Polarization	Horizontal
-----------	-----------------------------------	--------------	------------

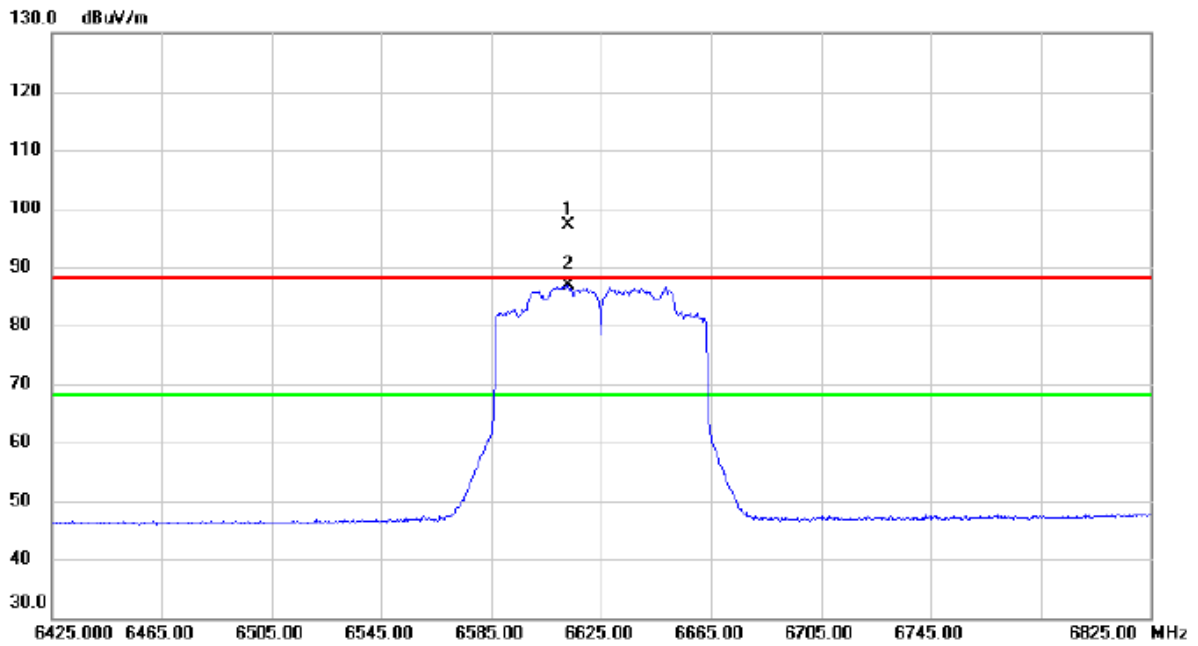


No.	Mk.	Freq. MHz	Reading Level dBuV	Correct Factor dB	Measure- ment dBuV/m	Limit dBuV/m	Margin dB	Detector	Comment
1		13089.345	37.48	16.78	54.26	88.20	-33.94	peak	
2	*	13090.770	26.41	16.78	43.19	68.20	-25.01	AVG	

REMARKS:

- (1) Measurement Value = Reading Level + Correct Factor.
- (2) Margin Level = Measurement Value - Limit Value.

Test Mode	UNII-7_TX AC(VHT80) Mode 6625 MHz	Polarization	Vertical
-----------	-----------------------------------	--------------	----------

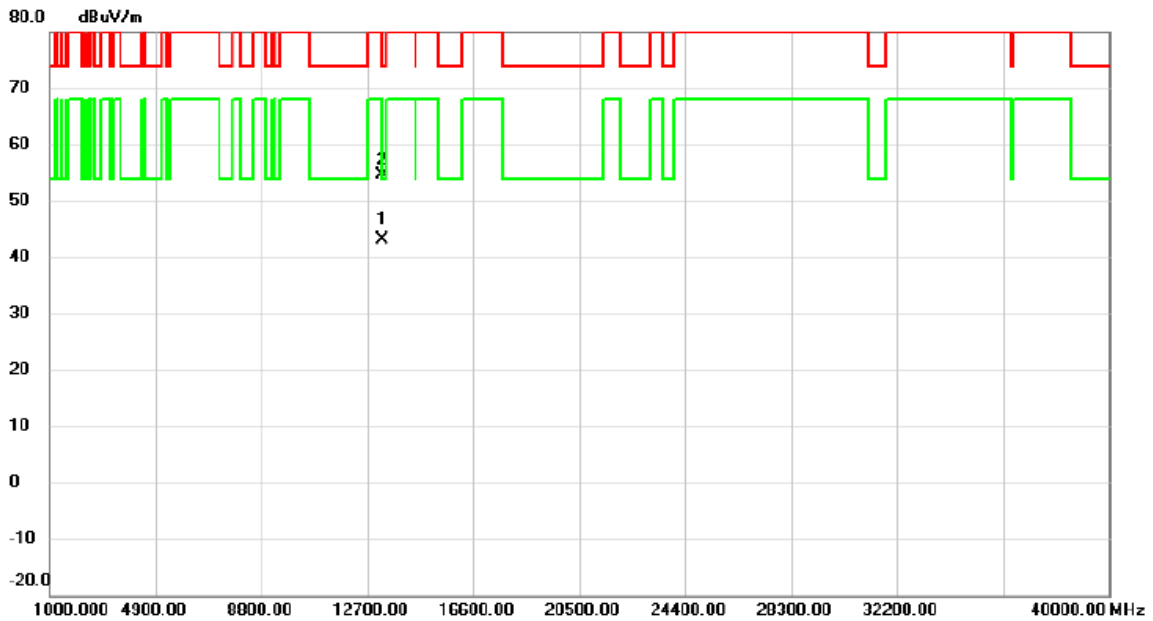


No.	Mk.	Freq. MHz	Reading Level dBuV	Correct Factor dB	Measure- ment dBuV/m	Limit dBuV/m	Margin dB	Detector	Comment
1	X	6613.000	78.70	18.44	97.14	88.20	8.94	peak	No Limit
2	*	6613.000	68.34	18.44	86.78	68.20	18.58	AVG	No Limit

REMARKS:

- (1) Measurement Value = Reading Level + Correct Factor.
- (2) Margin Level = Measurement Value - Limit Value.

Test Mode	UNII-7_TX AC(VHT80) Mode 6625 MHz	Polarization	Vertical
-----------	-----------------------------------	--------------	----------

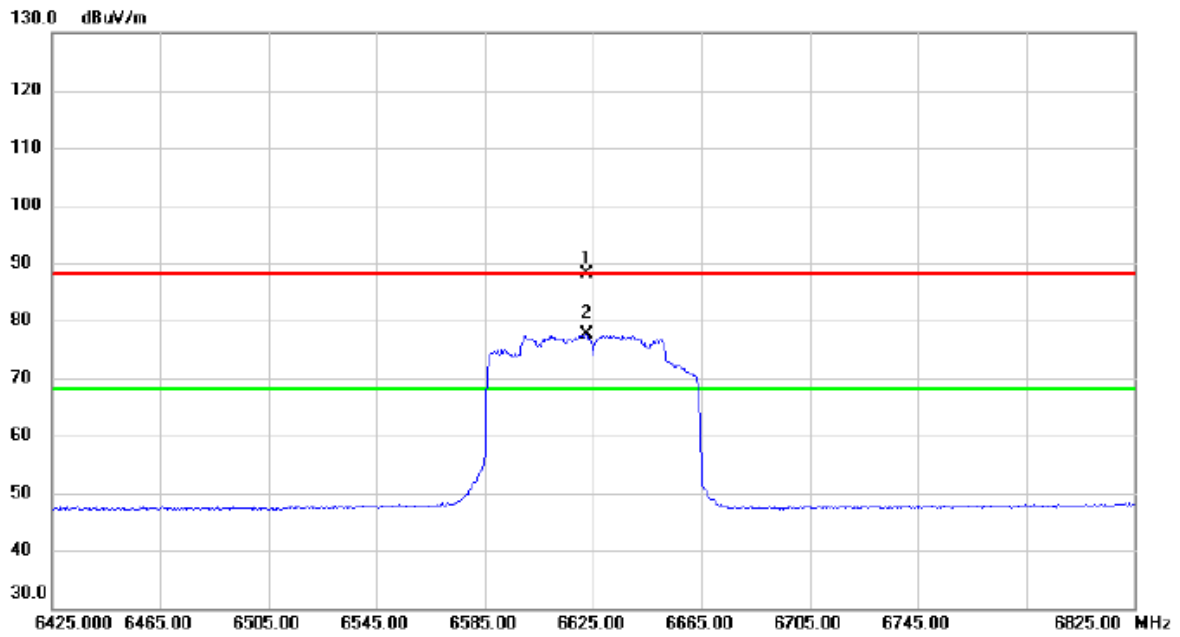


No.	Mk.	Freq. MHz	Reading Level dBuV	Correct Factor dB	Measure- ment dBuV/m	Limit dBuV/m	Margin dB	Detector	Comment
1		13249.880	26.14	17.05	43.19	68.20	-25.01	AVG	
2	*	13251.370	37.45	17.07	54.52	74.00	-19.48	peak	

REMARKS:

- (1) Measurement Value = Reading Level + Correct Factor.
- (2) Margin Level = Measurement Value - Limit Value.

Test Mode	UNII-7_TX AC(VHT80) Mode 6625 MHz	Polarization	Horizontal
-----------	-----------------------------------	--------------	------------

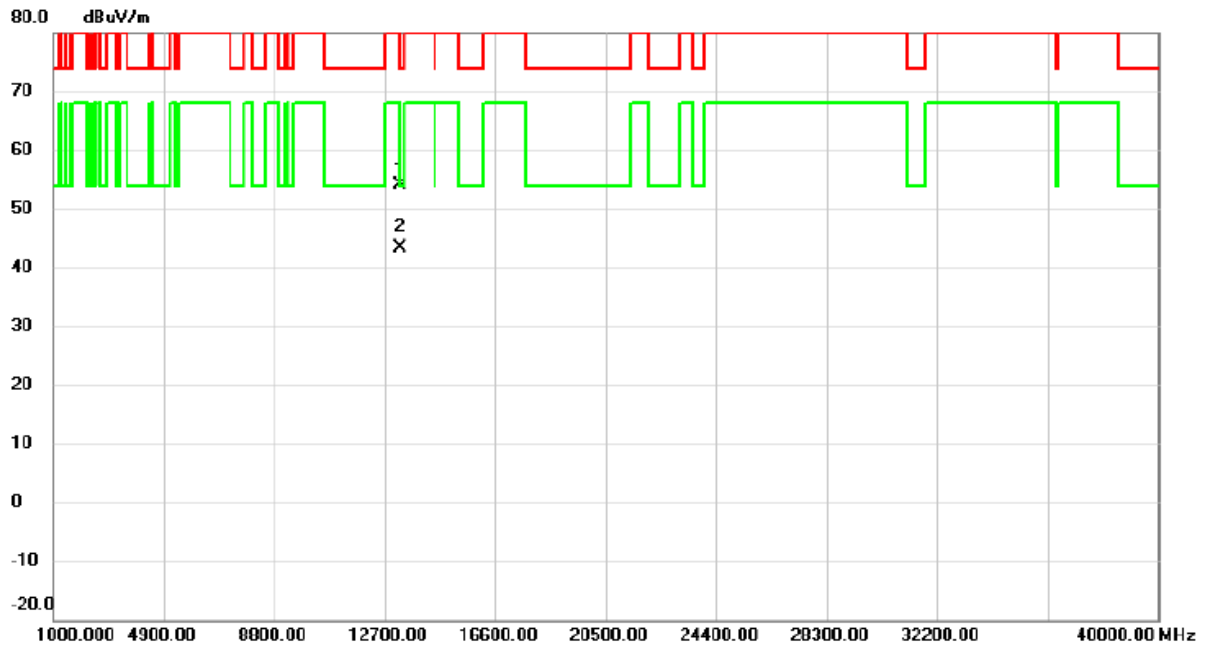


No.	Mk.	Freq.	Reading Level	Correct Factor	Measurement	Limit	Margin	Detector	Comment
		MHz	dBuV	dB	dBuV/m	dBuV/m	dB		
1		6622.600	69.65	18.48	88.13	88.20	-0.07	peak	No Limit
2	*	6622.600	59.06	18.48	77.54	68.20	9.34	AVG	No Limit

REMARKS:

- (1) Measurement Value = Reading Level + Correct Factor.
- (2) Margin Level = Measurement Value - Limit Value.

Test Mode	UNII-7_TX AC(VHT80) Mode 6625 MHz	Polarization	Horizontal
-----------	-----------------------------------	--------------	------------

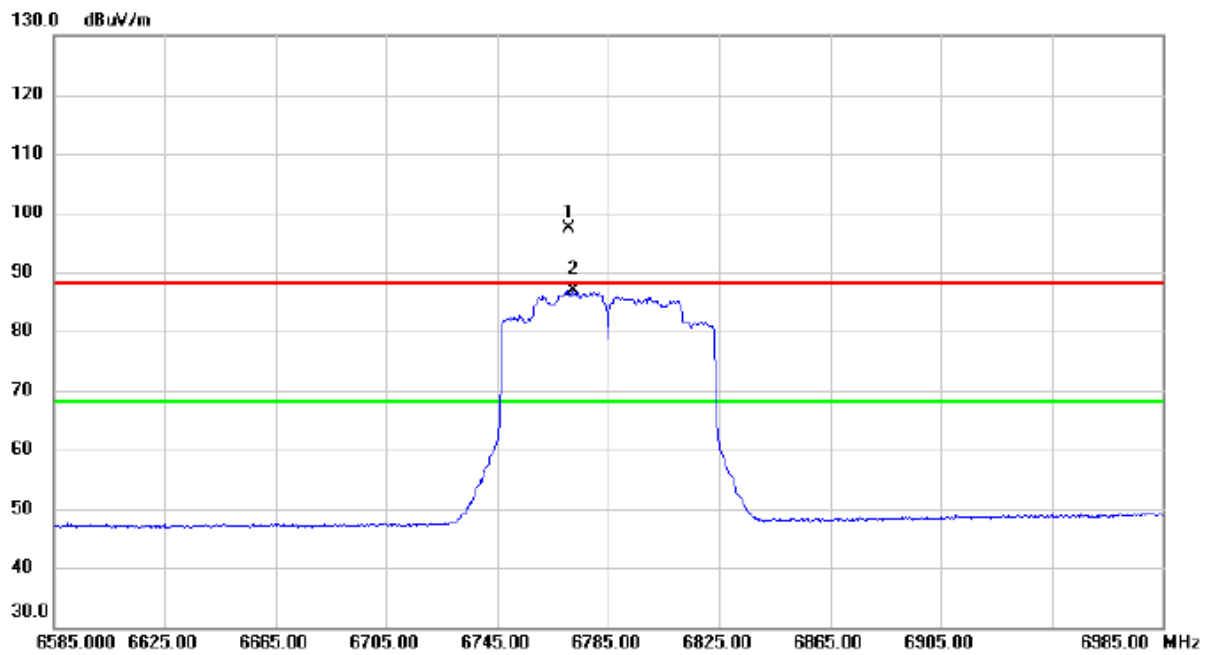


No.	Mk.	Freq. MHz	Reading Level dBuV	Correct Factor dB	Measure- ment dBuV/m	Limit dBuV/m	Margin dB	Detector	Comment
1		13247.725	37.04	17.05	54.09	88.20	-34.11	peak	
2	*	13251.765	26.28	17.07	43.35	54.00	-10.65	AVG	

REMARKS:

- (1) Measurement Value = Reading Level + Correct Factor.
- (2) Margin Level = Measurement Value - Limit Value.

Test Mode	UNII-7_TX AC(VHT80) Mode 6785 MHz	Polarization	Vertical
-----------	-----------------------------------	--------------	----------

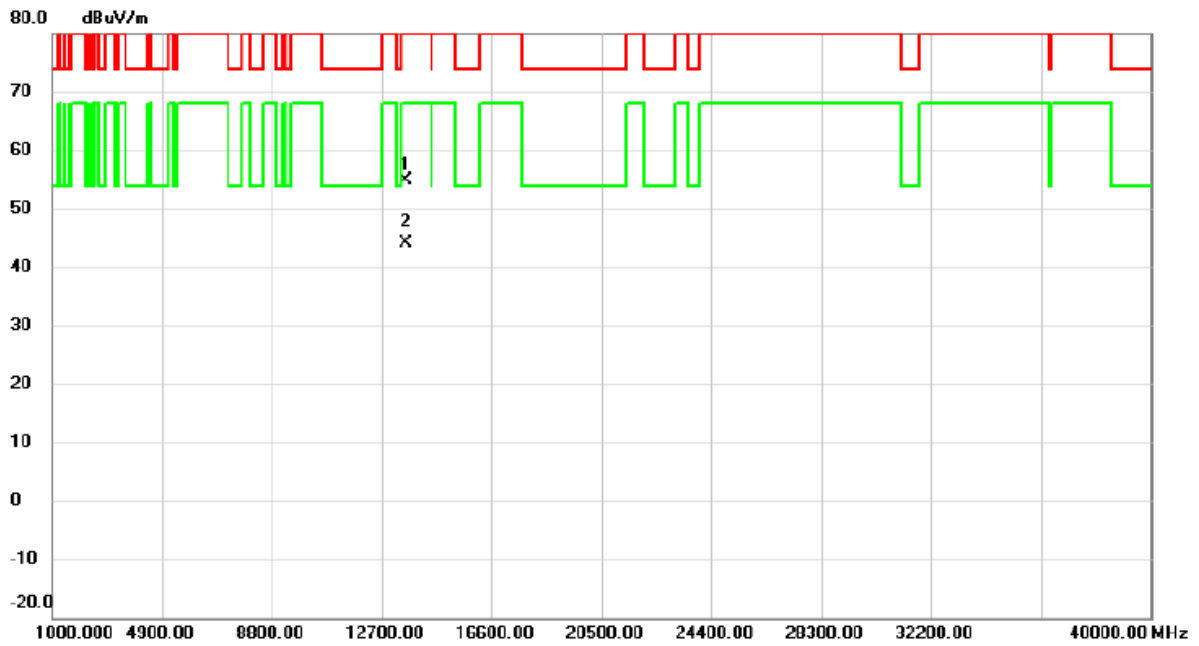


No.	Mk.	Freq. MHz	Reading Level dBuV	Correct Factor dB	Measure- ment dBuV/m	Limit dBuV/m	Margin dB	Detector	Comment
1	X	6770.600	78.18	19.19	97.37	88.20	9.17	peak	No Limit
2	*	6772.600	67.62	19.20	86.82	68.20	18.62	AVG	No Limit

REMARKS:

- (1) Measurement Value = Reading Level + Correct Factor.
- (2) Margin Level = Measurement Value - Limit Value.

Test Mode	UNII-7_TX AC(VHT80) Mode 6785 MHz	Polarization	Vertical
-----------	-----------------------------------	--------------	----------

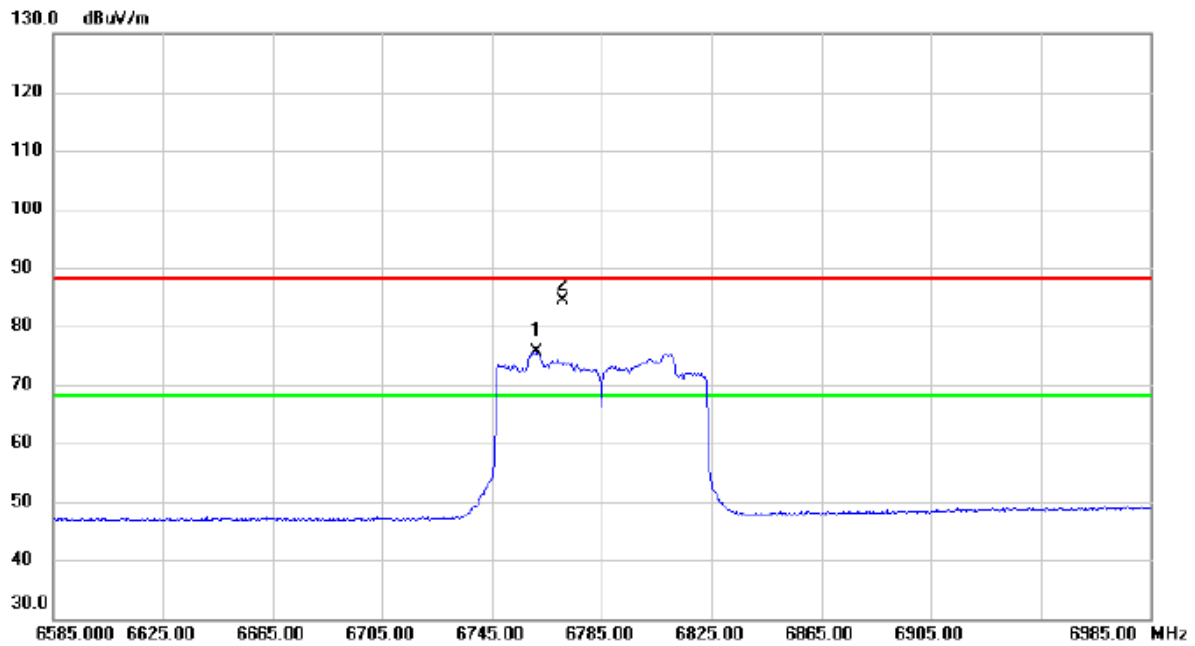


No.	Mk.	Freq. MHz	Reading Level dBuV	Correct Factor dB	Measure- ment dBuV/m	Limit dBuV/m	Margin dB	Detector	Comment
1		13568.990	37.27	17.64	54.91	88.20	-33.29	peak	
2	*	13571.640	26.43	17.65	44.08	68.20	-24.12	AVG	

REMARKS:

- (1) Measurement Value = Reading Level + Correct Factor.
- (2) Margin Level = Measurement Value - Limit Value.

Test Mode	UNII-7_TX AC(VHT80) Mode 6785 MHz	Polarization	Horizontal
-----------	-----------------------------------	--------------	------------

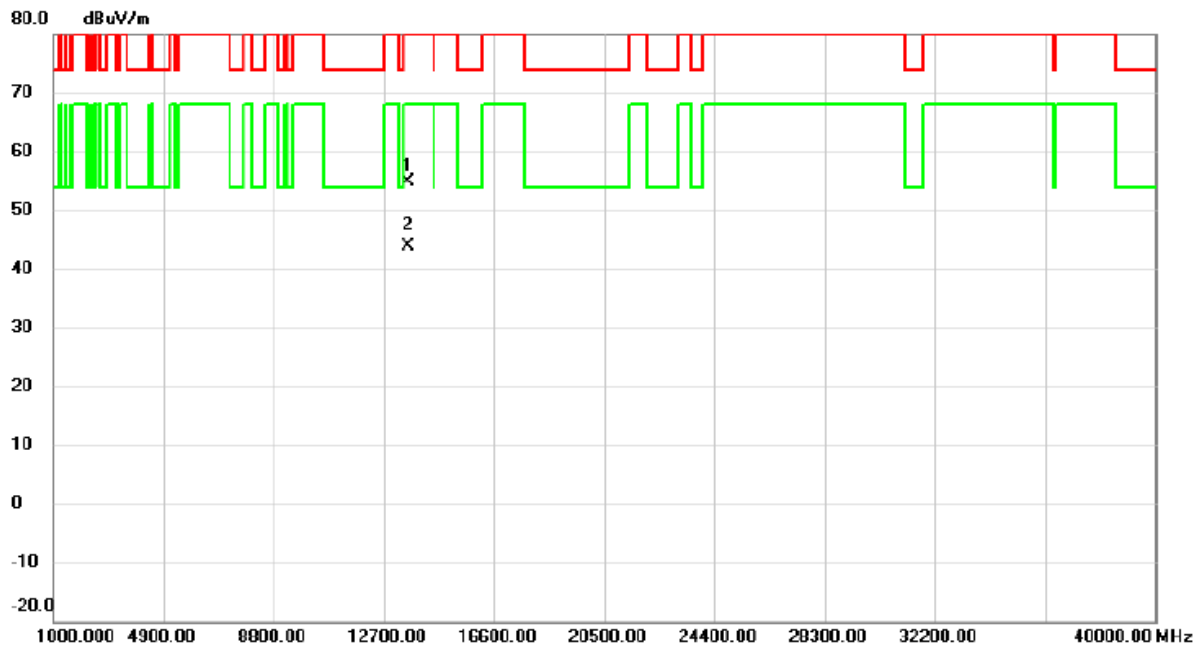


No.	Mk.	Freq. MHz	Reading Level dBuV	Correct Factor dB	Measure- ment dBuV/m	Limit dBuV/m	Margin dB	Detector	Comment
1	*	6761.400	56.44	19.15	75.59	68.20	7.39	AVG	No Limit
2		6770.600	65.14	19.19	84.33	88.20	-3.87	peak	No Limit

REMARKS:

- (1) Measurement Value = Reading Level + Correct Factor.
- (2) Margin Level = Measurement Value - Limit Value.

Test Mode	UNII-7_TX AC(VHT80) Mode 6785 MHz	Polarization	Horizontal
-----------	-----------------------------------	--------------	------------

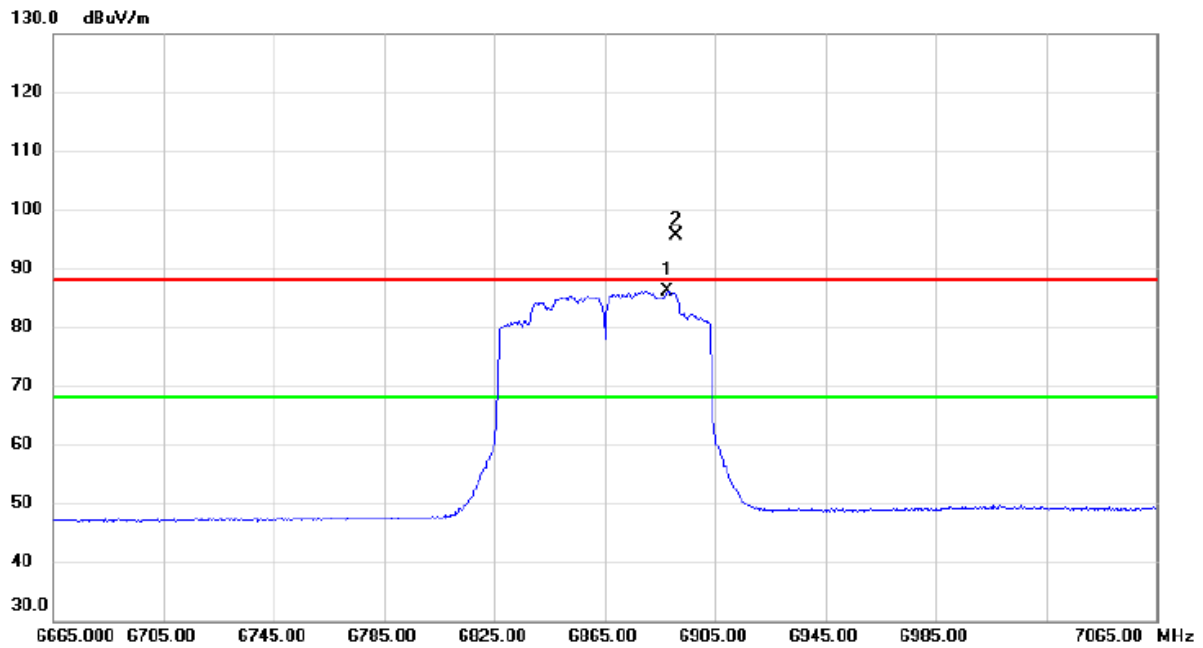


No.	Mk.	Freq. MHz	Reading Level dBuV	Correct Factor dB	Measure- ment dBuV/m	Limit dBuV/m	Margin dB	Detector	Comment
1		13570.015	37.16	17.64	54.80	88.20	-33.40	peak	
2	*	13571.835	26.29	17.65	43.94	68.20	-24.26	AVG	

REMARKS:

- (1) Measurement Value = Reading Level + Correct Factor.
- (2) Margin Level = Measurement Value - Limit Value.

Test Mode	UNII-7_TX AC(VHT80) Mode 6865 MHz	Polarization	Vertical
-----------	-----------------------------------	--------------	----------

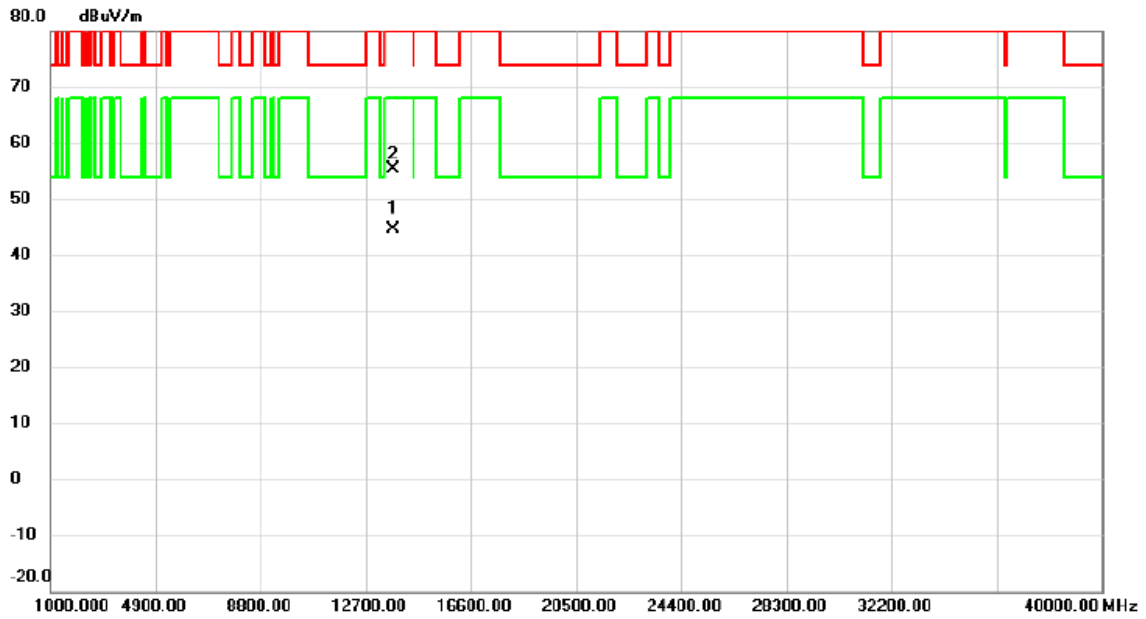


No.	Mk.	Freq. MHz	Reading Level dBuV	Correct Factor dB	Measure- ment dBuV/m	Limit dBuV/m	Margin dB	Detector	Comment
1	*	6887.800	66.43	19.76	86.19	68.20	17.99	AVG	No Limit
2	X	6890.600	75.83	19.77	95.60	88.20	7.40	peak	No Limit

REMARKS:

- (1) Measurement Value = Reading Level + Correct Factor.
- (2) Margin Level = Measurement Value - Limit Value.

Test Mode	UNII-7_TX AC(VHT80) Mode 6865 MHz	Polarization	Vertical
-----------	-----------------------------------	--------------	----------

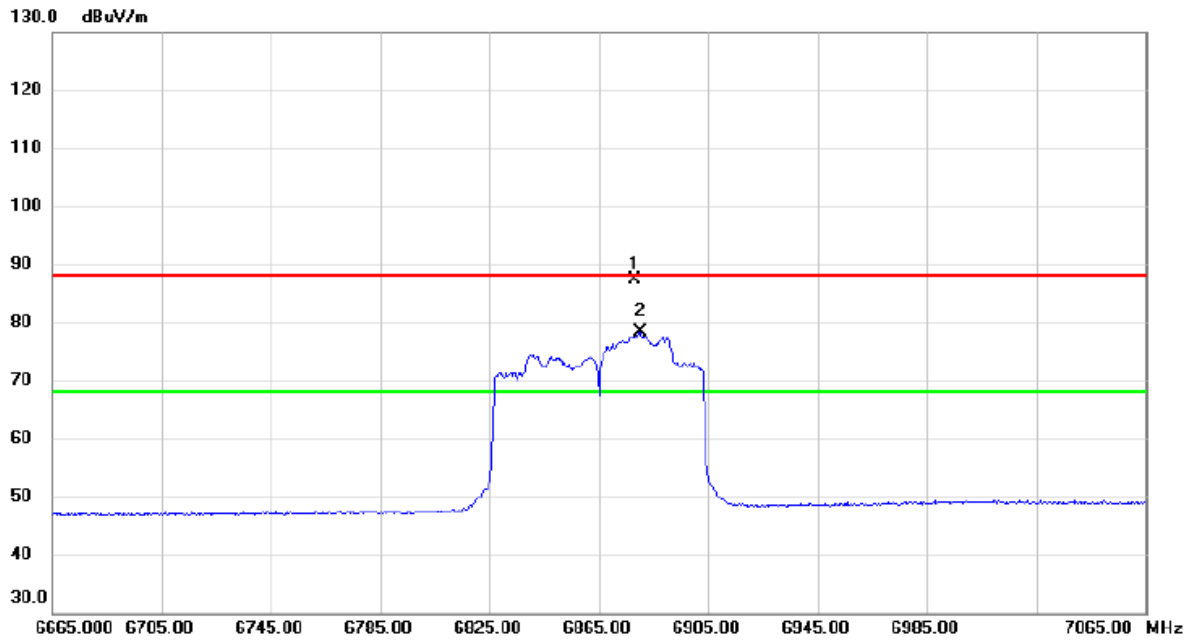


No.	Mk.	Freq. MHz	Reading Level dBuV	Correct Factor dB	Measure- ment dBuV/m	Limit dBuV/m	Margin dB	Detector	Comment
1	*	13731.660	26.58	17.99	44.57	68.20	-23.63	AVG	
2		13731.830	37.48	17.99	55.47	88.20	-32.73	peak	

REMARKS:

- (1) Measurement Value = Reading Level + Correct Factor.
- (2) Margin Level = Measurement Value - Limit Value.

Test Mode	UNII-7_TX AC(VHT80) Mode 6865 MHz	Polarization	Horizontal
-----------	-----------------------------------	--------------	------------

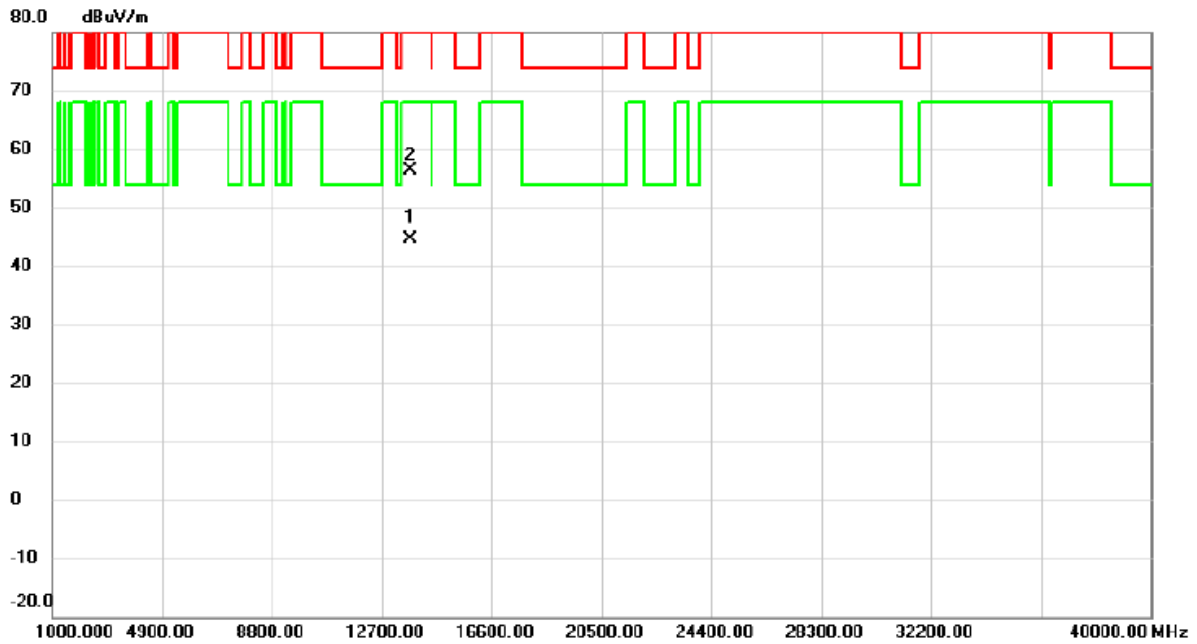


No.	Mk.	Freq. MHz	Reading Level dBuV	Correct Factor dB	Measure- ment dBuV/m	Limit dBuV/m	Margin dB	Detector	Comment
1		6877.800	67.60	19.71	87.31	88.20	-0.89	peak	No Limit
2	*	6880.200	58.70	19.72	78.42	68.20	10.22	AVG	No Limit

REMARKS:

- (1) Measurement Value = Reading Level + Correct Factor.
- (2) Margin Level = Measurement Value - Limit Value.

Test Mode	UNII-7_TX AC(VHT80) Mode 6865 MHz	Polarization	Horizontal
-----------	-----------------------------------	--------------	------------

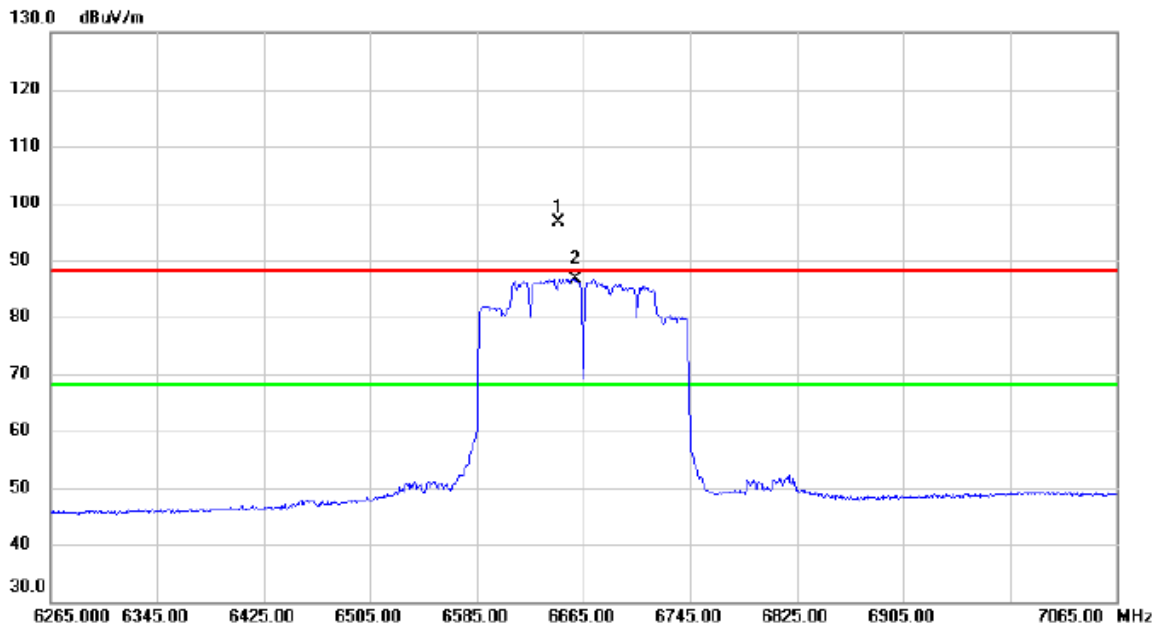


No.	Mk.	Freq. MHz	Reading Level dBuV	Correct Factor dB	Measure- ment dBuV/m	Limit dBuV/m	Margin dB	Detector	Comment
1	*	13729.500	26.62	17.98	44.60	68.20	-23.60	AVG	
2		13731.210	38.37	17.99	56.36	88.20	-31.84	peak	

REMARKS:

- (1) Measurement Value = Reading Level + Correct Factor.
- (2) Margin Level = Measurement Value - Limit Value.

Test Mode	UNII-7_TX AC(VHT160) Mode 6665 MHz	Polarization	Vertical
-----------	------------------------------------	--------------	----------

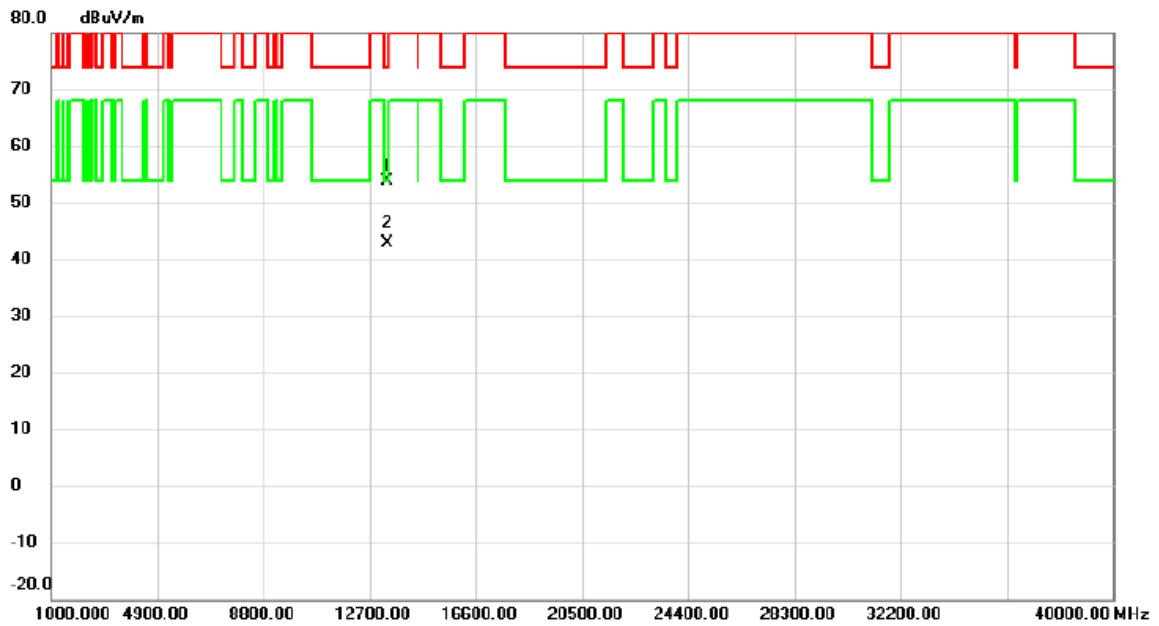


No.	Mk.	Freq. MHz	Reading Level dBuV	Correct Factor dB	Measure- ment dBuV/m	Limit dBuV/m	Margin dB	Detector	Comment
1	X	6646.600	78.09	18.60	96.69	88.20	8.49	peak	No Limit
2	*	6658.600	68.09	18.66	86.75	68.20	18.55	AVG	No Limit

REMARKS:

- (1) Measurement Value = Reading Level + Correct Factor.
- (2) Margin Level = Measurement Value - Limit Value.

Test Mode	UNII-7_TX AC(VHT160) Mode 6665 MHz	Polarization	Vertical
-----------	------------------------------------	--------------	----------

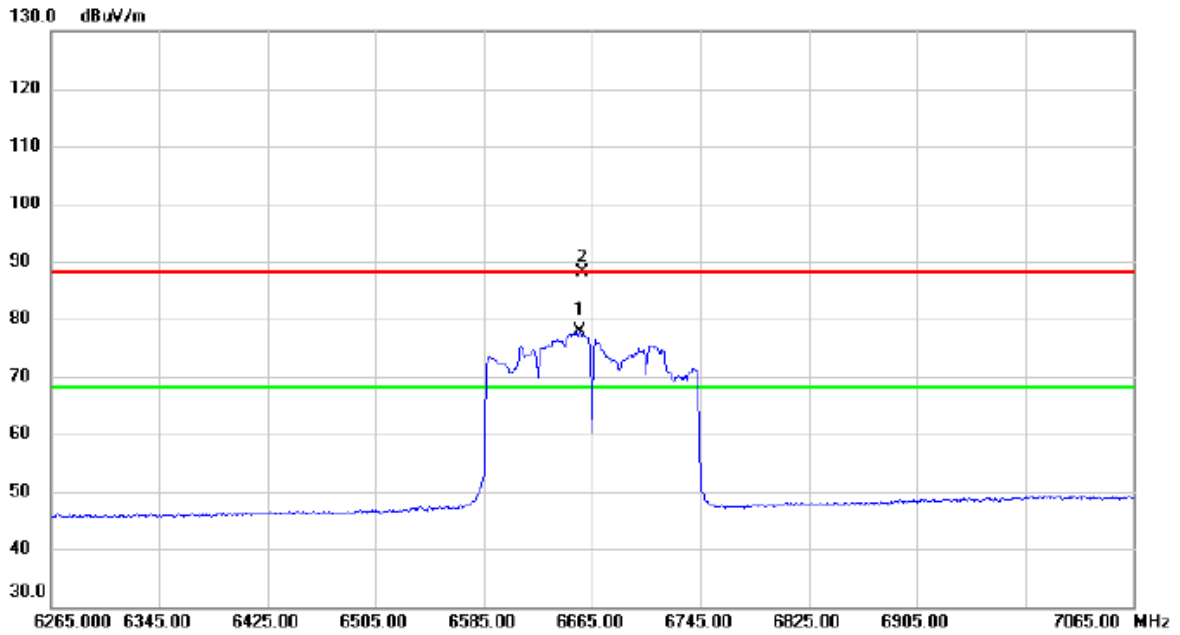


No.	Mk.	Freq. MHz	Reading Level dBuV	Correct Factor dB	Measure- ment dBuV/m	Limit dBuV/m	Margin dB	Detector	Comment
1		13326.320	36.60	17.19	53.79	74.00	-20.21	peak	
2	*	13333.710	25.74	17.20	42.94	54.00	-11.06	AVG	

REMARKS:

- (1) Measurement Value = Reading Level + Correct Factor.
- (2) Margin Level = Measurement Value - Limit Value.

Test Mode	UNII-7_TX AC(VHT160) Mode 6665 MHz	Polarization	Horizontal
-----------	------------------------------------	--------------	------------

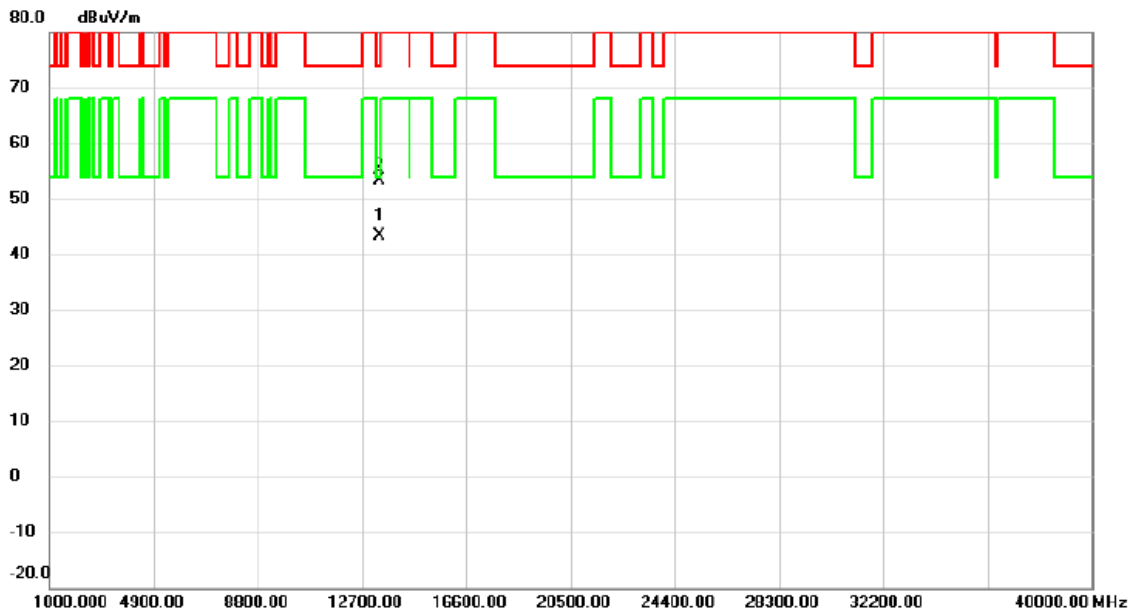


No.	Mk.	Freq.	Reading Level	Correct Factor	Measurement	Limit	Margin		
		MHz	dBuV	dB	dBuV/m	dBuV/m	dB	Detector	Comment
1	*	6656.200	59.11	18.65	77.76	68.20	9.56	AVG	No Limit
2		6657.800	69.40	18.66	88.06	88.20	-0.14	peak	No Limit

REMARKS:

- (1) Measurement Value = Reading Level + Correct Factor.
- (2) Margin Level = Measurement Value - Limit Value.

Test Mode	UNII-7_TX AC(VHT160) Mode 6665 MHz	Polarization	Horizontal
-----------	------------------------------------	--------------	------------

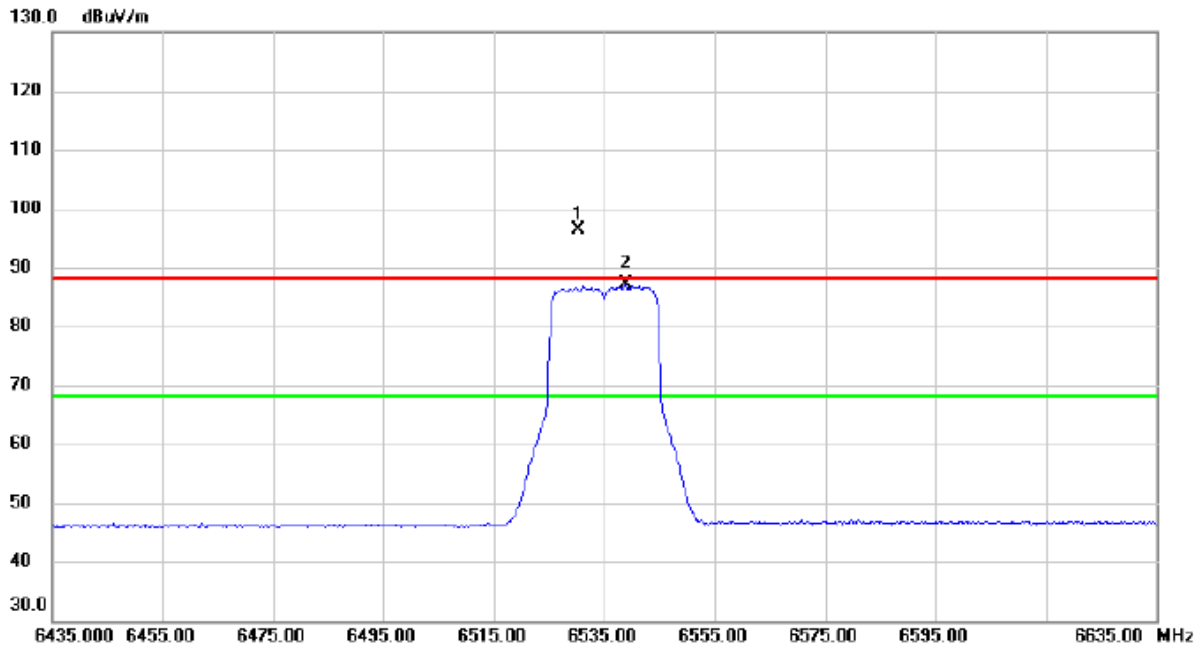


No.	Mk.	Freq. MHz	Reading Level dBuV	Correct Factor dB	Measure- ment dBuV/m	Limit dBuV/m	Margin dB	Detector	Comment
1	*	13330.410	26.12	17.19	43.31	54.00	-10.69	AVG	
2		13332.490	36.07	17.20	53.27	74.00	-20.73	peak	

REMARKS:

- (1) Measurement Value = Reading Level + Correct Factor.
- (2) Margin Level = Measurement Value - Limit Value.

Test Mode	UNII-7_TX AX(HE20) Mode 6535 MHz	Polarization	Vertical
-----------	----------------------------------	--------------	----------



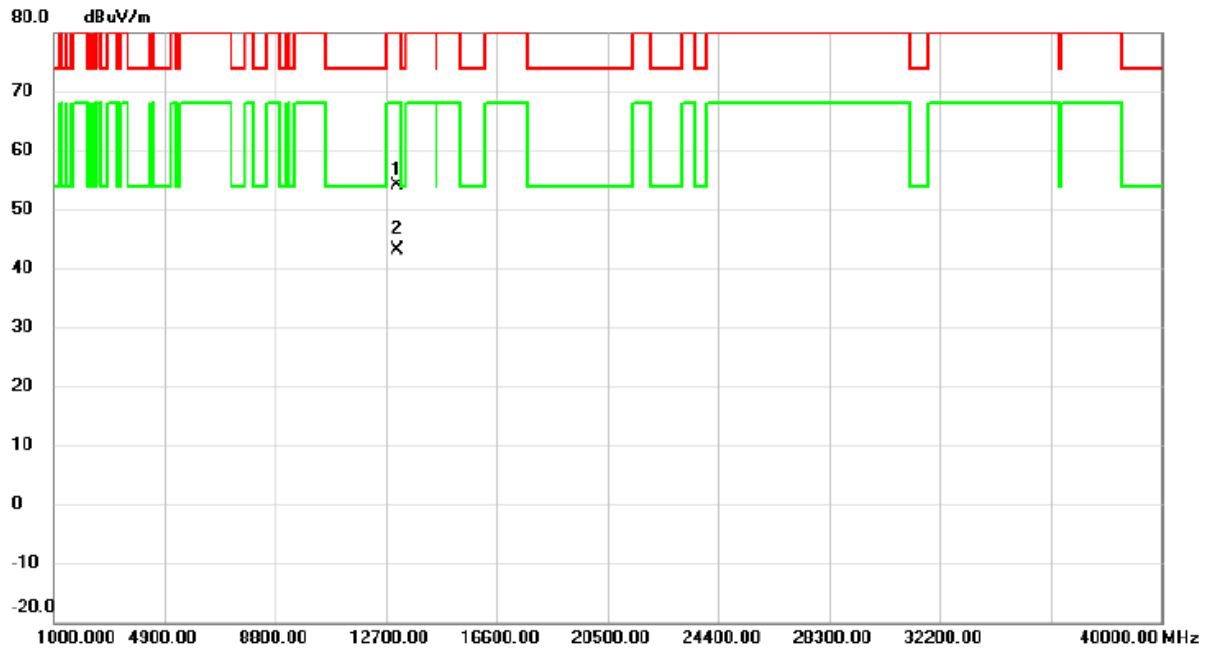
No.	Mk.	Freq. MHz	Reading Level dBuV	Correct Factor dB	Measure- ment dBuV/m	Limit dBuV/m	Margin dB	Detector	Comment
1	X	6530.400	78.24	18.04	96.28	88.20	8.08	peak	No Limit
2	*	6538.800	69.06	18.08	87.14	68.20	18.94	AVG	No Limit

REMARKS:

(1) Measurement Value = Reading Level + Correct Factor.

(2) Margin Level = Measurement Value - Limit Value.

Test Mode	UNII-7_TX AX(HE20) Mode 6535 MHz	Polarization	Vertical
-----------	----------------------------------	--------------	----------

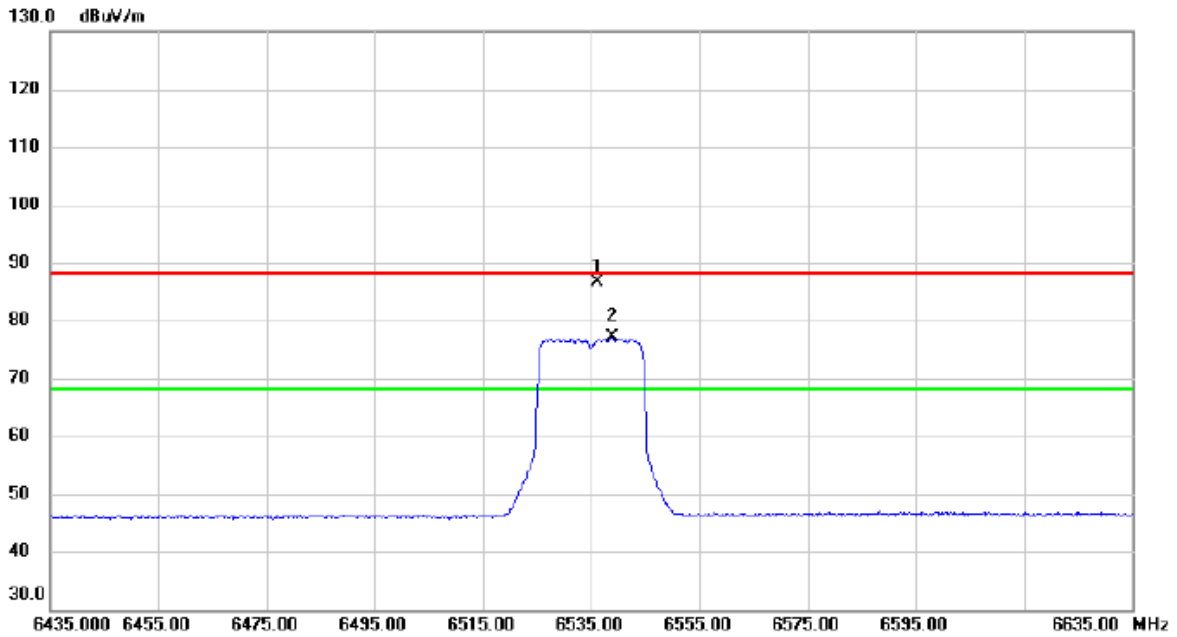


No.	Mk.	Freq. MHz	Reading Level dBuV	Correct Factor dB	Measure- ment dBuV/m	Limit dBuV/m	Margin dB	Detector	Comment
1		13069.800	37.38	16.76	54.14	88.20	-34.06	peak	
2	*	13072.420	26.34	16.76	43.10	68.20	-25.10	AVG	

REMARKS:

- (1) Measurement Value = Reading Level + Correct Factor.
- (2) Margin Level = Measurement Value - Limit Value.

Test Mode	UNII-7_TX AX(HE20) Mode 6535 MHz	Polarization	Horizontal
-----------	----------------------------------	--------------	------------

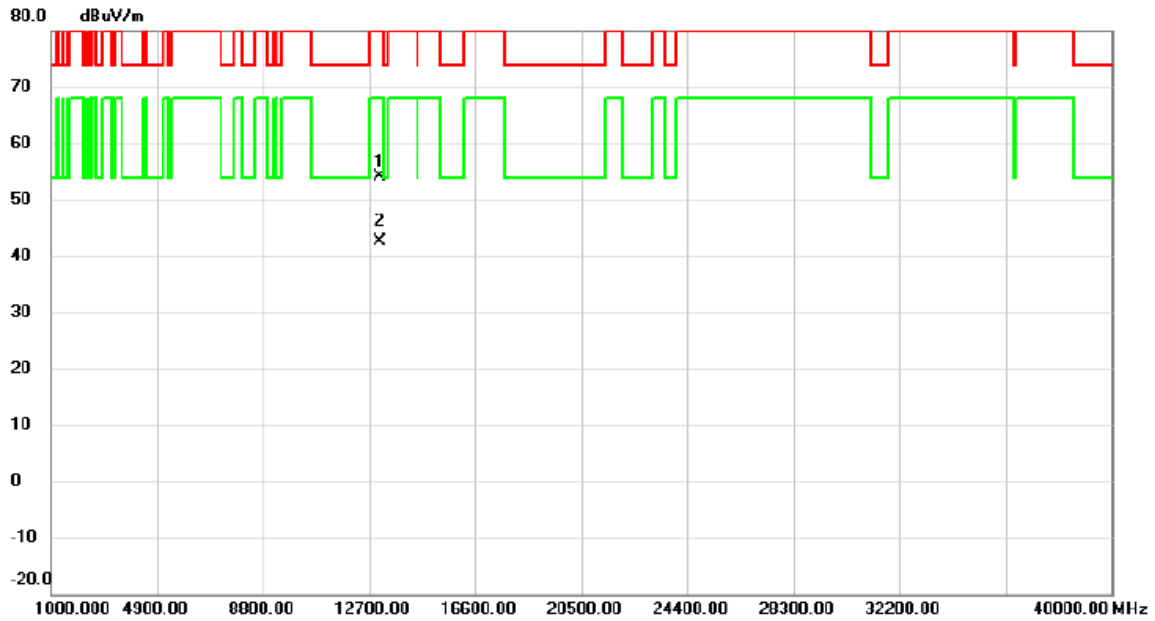


No.	Mk.	Freq. MHz	Reading Level dBuV	Correct Factor dB	Measure- ment dBuV/m	Limit dBuV/m	Margin dB	Detector	Comment
1		6536.200	68.59	18.07	86.66	88.20	-1.54	peak	No Limit
2	*	6538.800	59.16	18.08	77.24	68.20	9.04	AVG	No Limit

REMARKS:

- (1) Measurement Value = Reading Level + Correct Factor.
- (2) Margin Level = Measurement Value - Limit Value.

Test Mode	UNII-7_TX AX(HE20) Mode 6535 MHz	Polarization	Horizontal
-----------	----------------------------------	--------------	------------

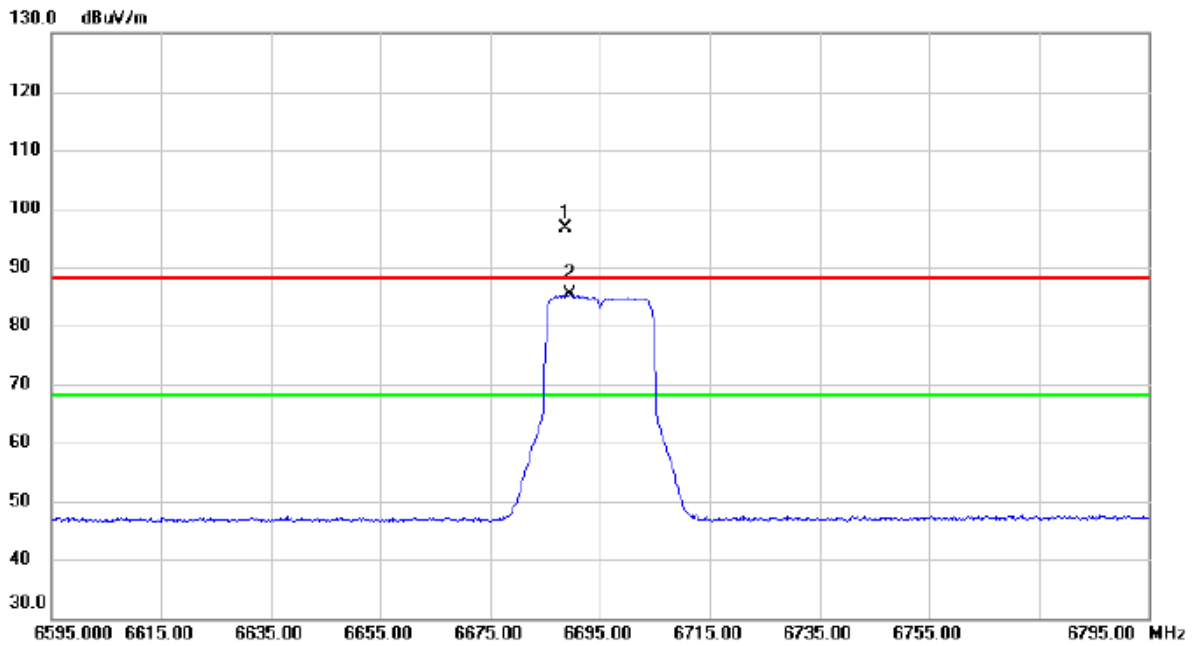


No.	Mk.	Freq.	Reading Level	Correct Factor	Measurement	Limit	Margin	Detector	Comment
		MHz	dBuV	dB	dBuV/m	dBuV/m	dB		
1		13070.400	37.31	16.76	54.07	88.20	-34.13	peak	
2	*	13071.300	25.87	16.76	42.63	68.20	-25.57	AVG	

REMARKS:

- (1) Measurement Value = Reading Level + Correct Factor.
- (2) Margin Level = Measurement Value - Limit Value.

Test Mode	UNII-7_TX AX(HE20) Mode 6695 MHz	Polarization	Vertical
-----------	----------------------------------	--------------	----------

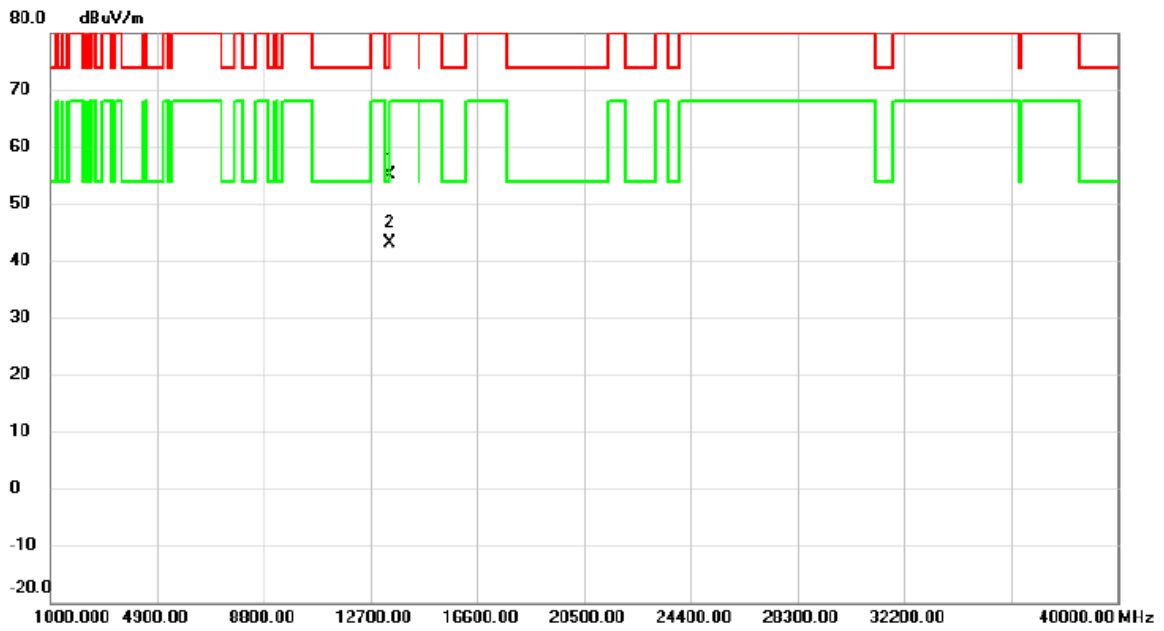


No.	Mk.	Freq. MHz	Reading Level dBuV	Correct Factor dB	Measure- ment dBuV/m	Limit dBuV/m	Margin dB	Detector	Comment
1	X	6688.800	77.95	18.80	96.75	88.20	8.55	peak	No Limit
2	*	6689.600	66.47	18.80	85.27	68.20	17.07	AVG	No Limit

REMARKS:

- (1) Measurement Value = Reading Level + Correct Factor.
- (2) Margin Level = Measurement Value - Limit Value.

Test Mode	UNII-7_TX AX(HE20) Mode 6695 MHz	Polarization	Vertical
-----------	----------------------------------	--------------	----------

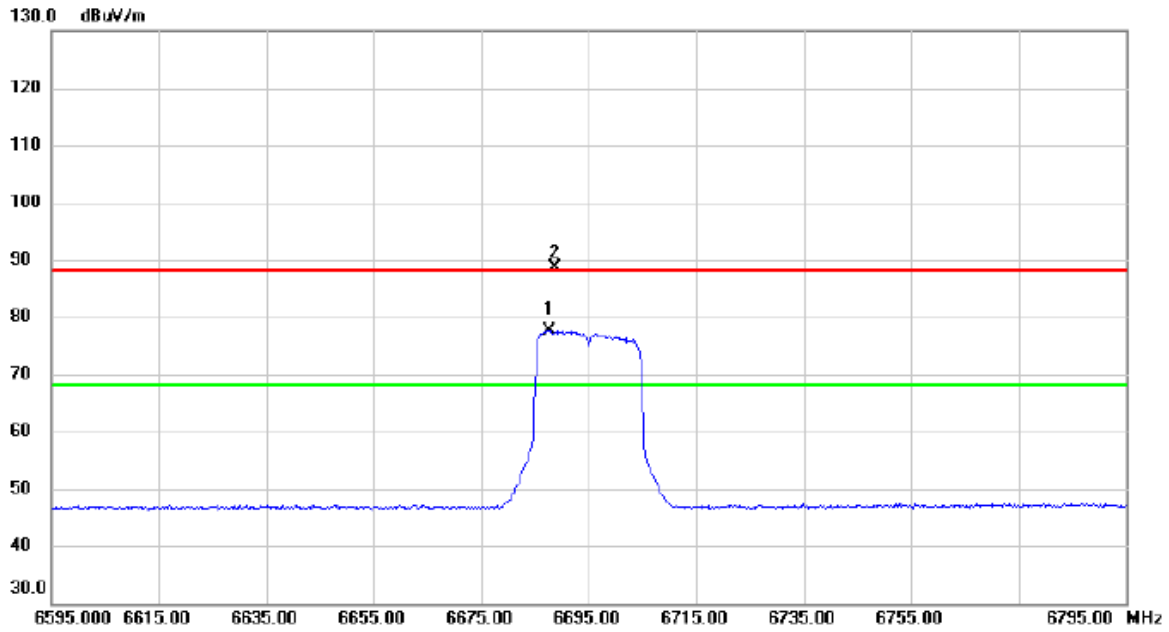


No.	Mk.	Freq. MHz	Reading Level dBuV	Correct Factor dB	Measure- ment dBuV/m	Limit dBuV/m	Margin dB	Detector	Comment
1		13388.235	37.73	17.30	55.03	74.00	-18.97	peak	
2	*	13391.855	25.94	17.30	43.24	54.00	-10.76	AVG	

REMARKS:

- (1) Measurement Value = Reading Level + Correct Factor.
- (2) Margin Level = Measurement Value - Limit Value.

Test Mode	UNII-7_TX AX(HE20) Mode 6695 MHz	Polarization	Horizontal
-----------	----------------------------------	--------------	------------

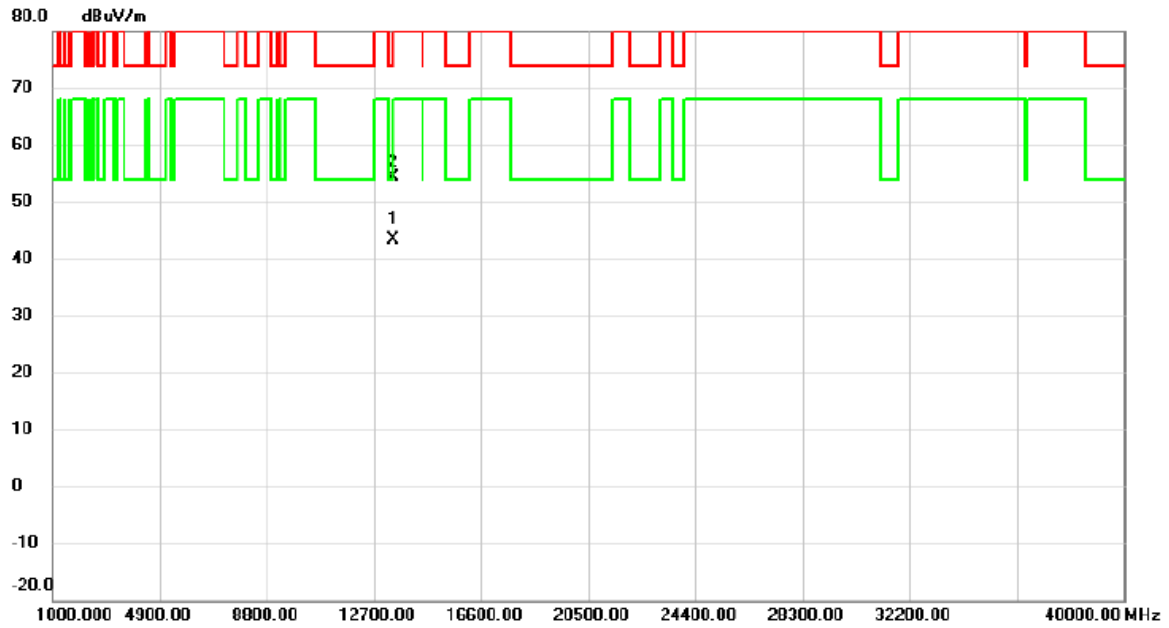


No.	Mk.	Freq. MHz	Reading Level dBuV	Correct Factor dB	Measure- ment dBuV/m	Limit dBuV/m	Margin dB	Detector	Comment
1	*	6687.600	58.89	18.80	77.69	68.20	9.49	AVG	No Limit
2	X	6688.800	69.87	18.80	88.67	88.20	0.47	peak	No Limit

REMARKS:

- (1) Measurement Value = Reading Level + Correct Factor.
- (2) Margin Level = Measurement Value - Limit Value.

Test Mode	UNII-7_TX AX(HE20) Mode 6695 MHz	Polarization	Horizontal
-----------	----------------------------------	--------------	------------



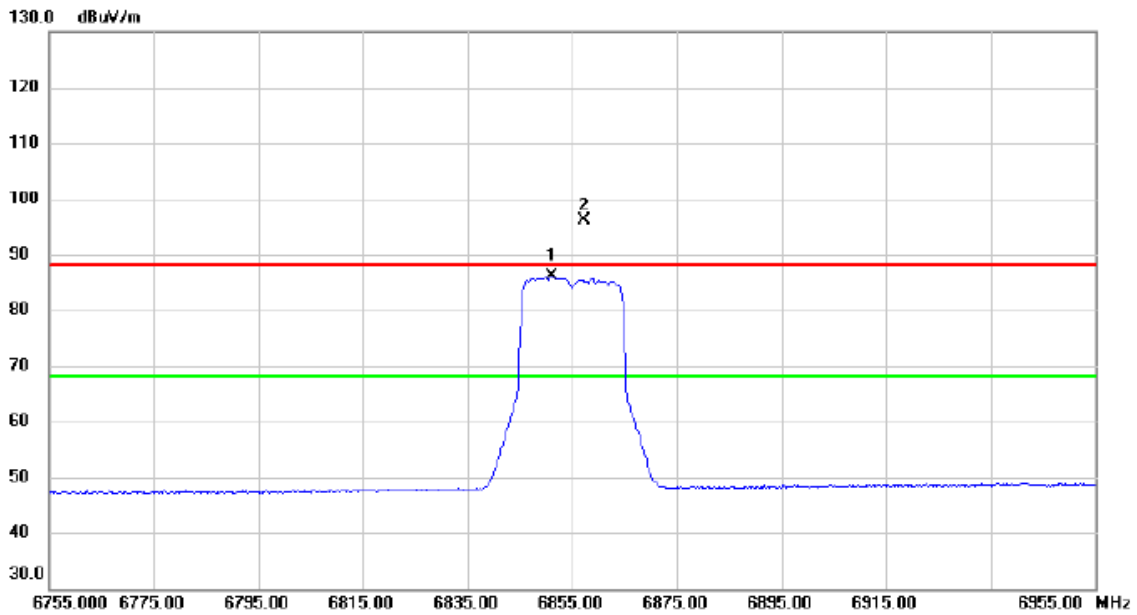
No.	Mk.	Freq. MHz	Reading Level dBuV	Correct Factor dB	Measure- ment dBuV/m	Limit dBuV/m	Margin dB	Detector	Comment
1	*	13391.240	25.96	17.30	43.26	54.00	-10.74	AVG	
2		13391.925	37.19	17.30	54.49	74.00	-19.51	peak	

REMARKS:

(1) Measurement Value = Reading Level + Correct Factor.

(2) Margin Level = Measurement Value - Limit Value.

Test Mode	UNII-7_TX AX(HE20) Mode 6855 MHz	Polarization	Vertical
-----------	----------------------------------	--------------	----------

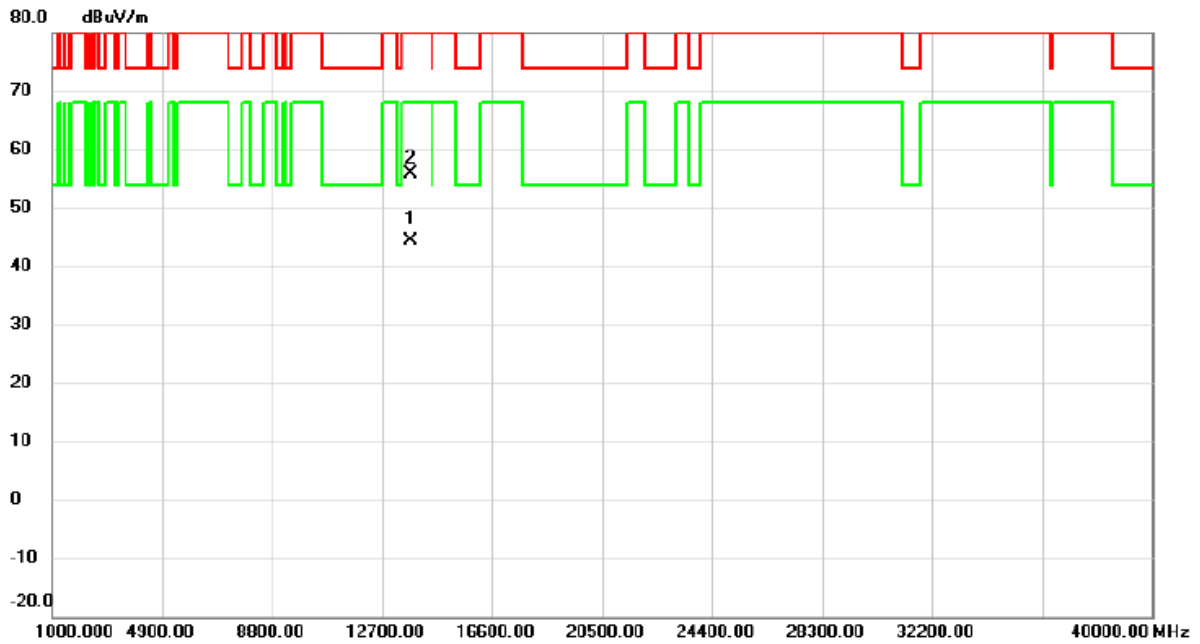


No.	Mk.	Freq.	Reading Level	Correct Factor	Measurement	Limit	Margin		
		MHz	dBuV	dB	dBuV/m	dBuV/m	dB	Detector	Comment
1	*	6851.000	66.53	19.58	86.11	68.20	17.91	AVG	No Limit
2	X	6857.400	76.48	19.62	96.10	88.20	7.90	peak	No Limit

REMARKS:

- (1) Measurement Value = Reading Level + Correct Factor.
- (2) Margin Level = Measurement Value - Limit Value.

Test Mode	UNII-7_TX AX(HE20) Mode 6855 MHz	Polarization	Vertical
-----------	----------------------------------	--------------	----------

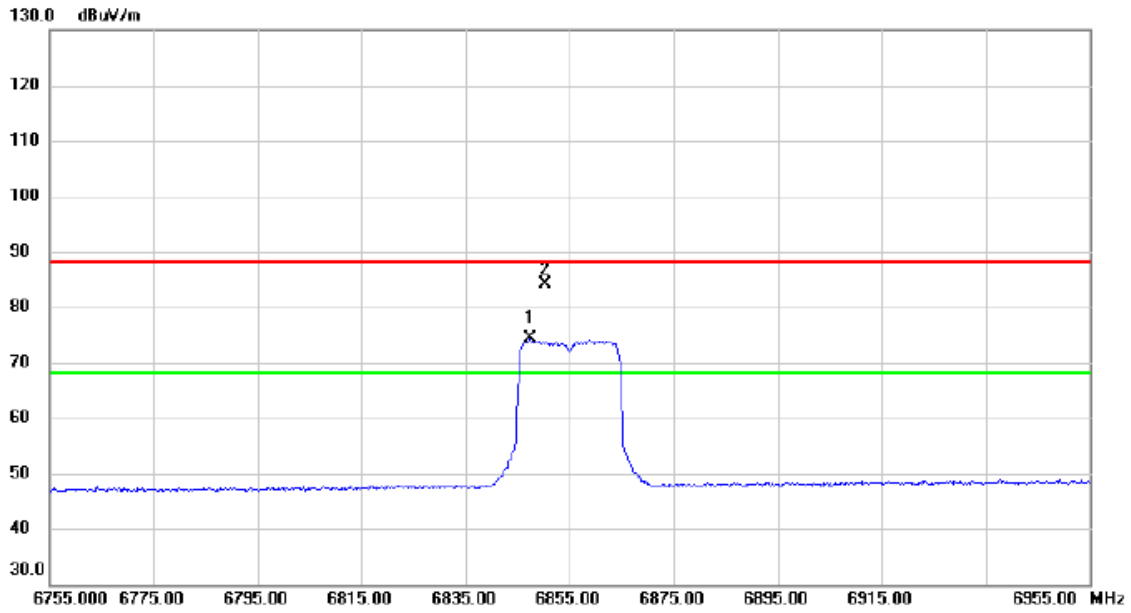


No.	Mk.	Freq. MHz	Reading Level dBuV	Correct Factor dB	Measure- ment dBuV/m	Limit dBuV/m	Margin dB	Detector	Comment
1	*	13708.655	26.45	17.94	44.39	68.20	-23.81	AVG	
2		13709.520	37.85	17.94	55.79	88.20	-32.41	peak	

REMARKS:

- (1) Measurement Value = Reading Level + Correct Factor.
- (2) Margin Level = Measurement Value - Limit Value.

Test Mode	UNII-7_TX AX(HE20) Mode 6855 MHz	Polarization	Horizontal
-----------	----------------------------------	--------------	------------

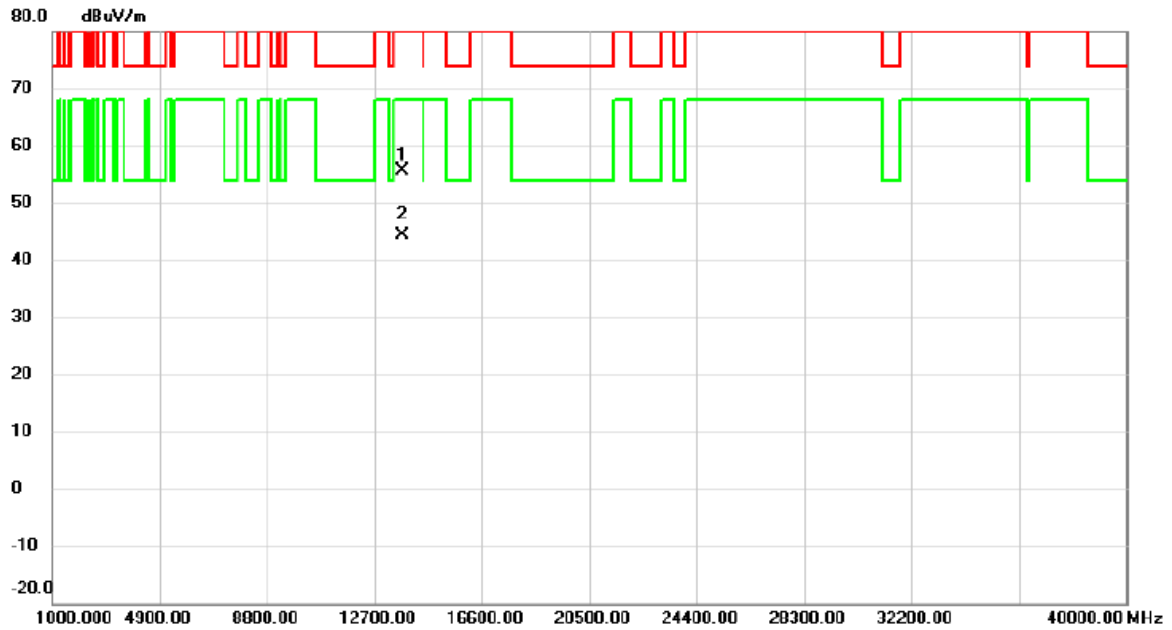


No. Mk.	Freq. MHz	Reading Level dBuV	Correct Factor dB	Measurement dBuV/m	Limit dBuV/m	Margin dB	Detector	Comment
1 *	6847.400	54.71	19.56	74.27	68.20	6.07	AVG	No Limit
2	6850.400	64.47	19.58	84.05	88.20	-4.15	peak	No Limit

REMARKS:

- (1) Measurement Value = Reading Level + Correct Factor.
- (2) Margin Level = Measurement Value - Limit Value.

Test Mode	UNII-7_TX AX(HE20) Mode 6855 MHz	Polarization	Horizontal
-----------	----------------------------------	--------------	------------

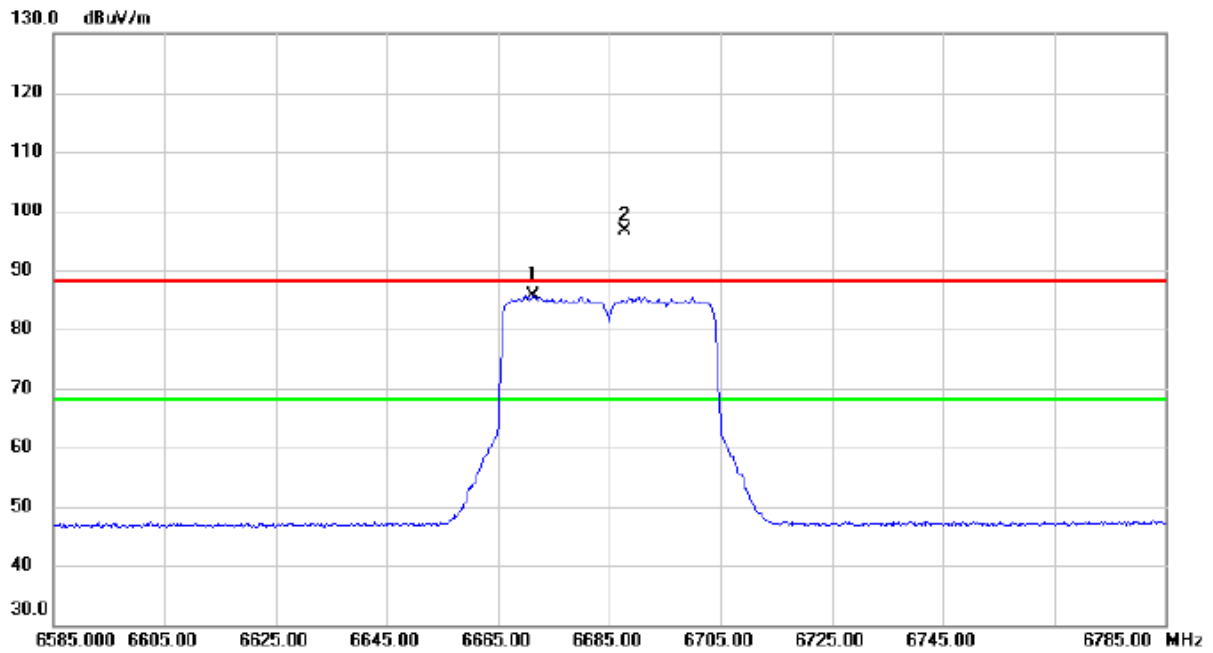


No. Mk.	Freq. MHz	Reading Level dBuV	Correct Factor dB	Measurement dBuV/m	Limit dBuV/m	Margin dB	Detector	Comment
1	13709.875	37.76	17.94	55.70	88.20	-32.50	peak	
2 *	13710.130	26.45	17.94	44.39	68.20	-23.81	AVG	

REMARKS:

- (1) Measurement Value = Reading Level + Correct Factor.
- (2) Margin Level = Measurement Value - Limit Value.

Test Mode	UNII-7_TX AX(HE40) Mode 6685 MHz	Polarization	Vertical
-----------	----------------------------------	--------------	----------

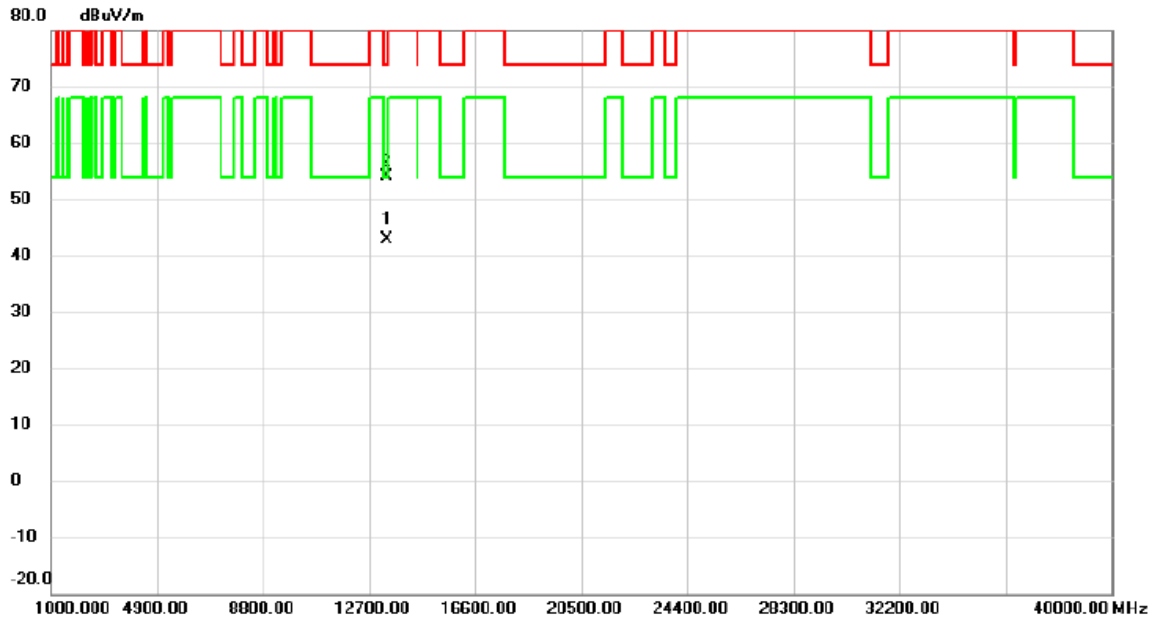


No.	Mk.	Freq. MHz	Reading Level dBuV	Correct Factor dB	Measure- ment dBuV/m	Limit dBuV/m	Margin dB	Detector	Comment
1	*	6671.400	66.93	18.73	85.66	68.20	17.46	AVG	No Limit
2	X	6687.800	77.72	18.80	96.52	88.20	8.32	peak	No Limit

REMARKS:

- (1) Measurement Value = Reading Level + Correct Factor.
- (2) Margin Level = Measurement Value - Limit Value.

Test Mode	UNII-7_TX AX(HE40) Mode 6685 MHz	Polarization	Vertical
-----------	----------------------------------	--------------	----------

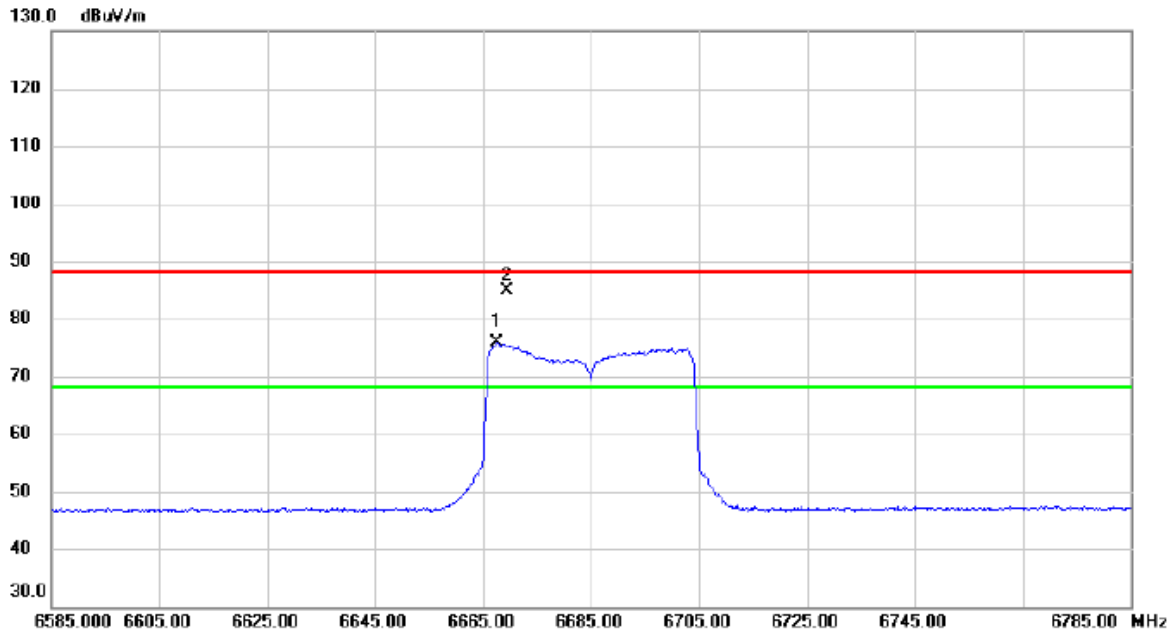


No.	Mk.	Freq.	Reading Level	Correct Factor	Measurement	Limit	Margin	Detector	Comment
		MHz	dBuV	dB	dBuV/m	dBuV/m	dB		
1	*	13367.770	25.72	17.26	42.98	54.00	-11.02	AVG	
2		13371.410	36.85	17.27	54.12	74.00	-19.88	peak	

REMARKS:

- (1) Measurement Value = Reading Level + Correct Factor.
- (2) Margin Level = Measurement Value - Limit Value.

Test Mode	UNII-7_TX AX(HE40) Mode 6685 MHz	Polarization	Horizontal
-----------	----------------------------------	--------------	------------

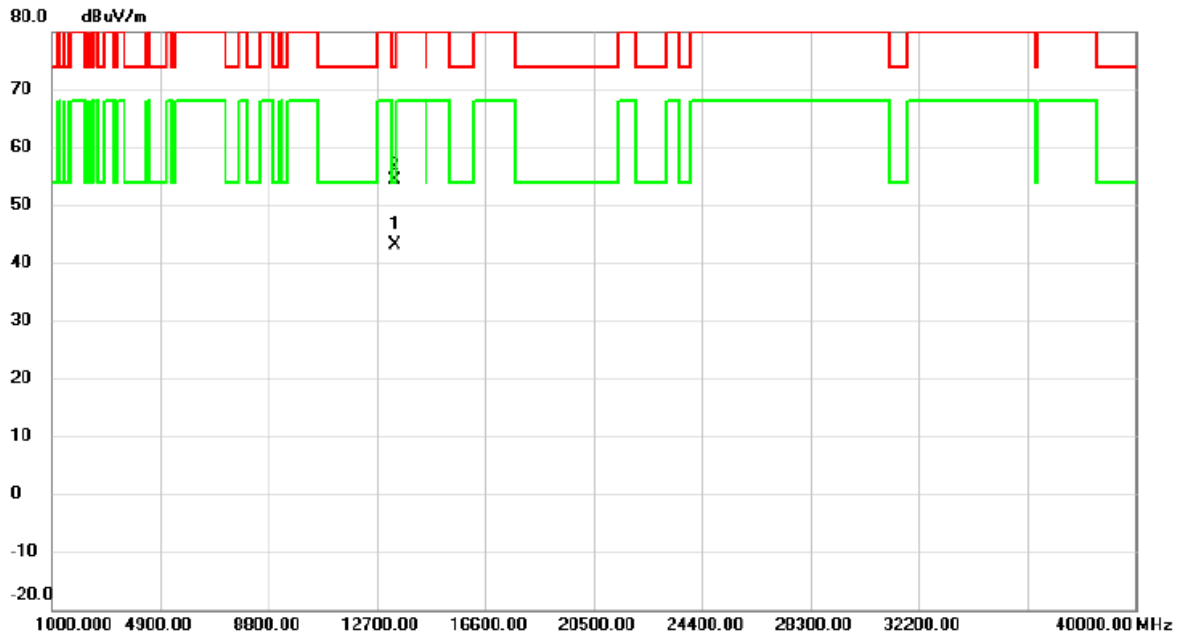


No. Mk.	Freq. MHz	Reading Level dBuV	Correct Factor dB	Measure- ment dBuV/m	Limit dBuV/m	Margin dB	Detector	Comment
1 *	6667.600	57.15	18.70	75.85	68.20	7.65	AVG	No Limit
2	6669.400	66.17	18.71	84.88	88.20	-3.32	peak	No Limit

REMARKS:

- (1) Measurement Value = Reading Level + Correct Factor.
- (2) Margin Level = Measurement Value - Limit Value.

Test Mode	UNII-7_TX AX(HE40) Mode 6685 MHz	Polarization	Horizontal
-----------	----------------------------------	--------------	------------

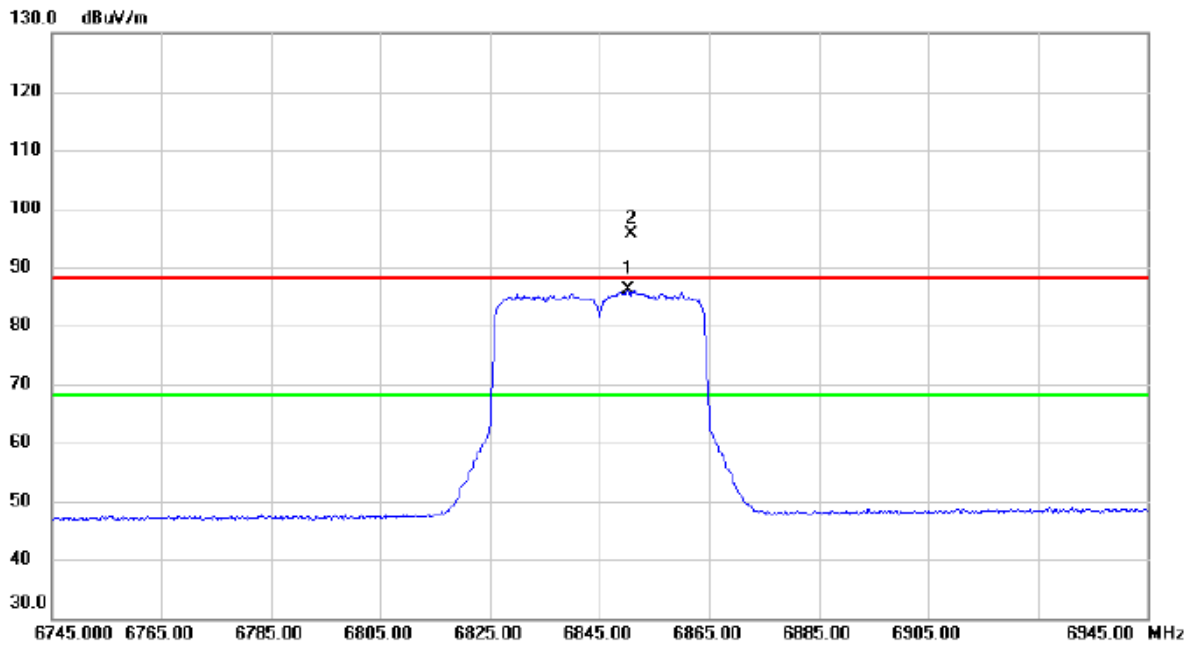


No.	Mk.	Freq. MHz	Reading Level dBuV	Correct Factor dB	Measure- ment dBuV/m	Limit dBuV/m	Margin dB	Detector	Comment
1	*	13371.975	25.77	17.27	43.04	54.00	-10.96	AVG	
2		13372.305	37.13	17.27	54.40	74.00	-19.60	peak	

REMARKS:

- (1) Measurement Value = Reading Level + Correct Factor.
- (2) Margin Level = Measurement Value - Limit Value.

Test Mode	UNII-7_TX AX(HE40) Mode 6845 MHz	Polarization	Vertical
-----------	----------------------------------	--------------	----------

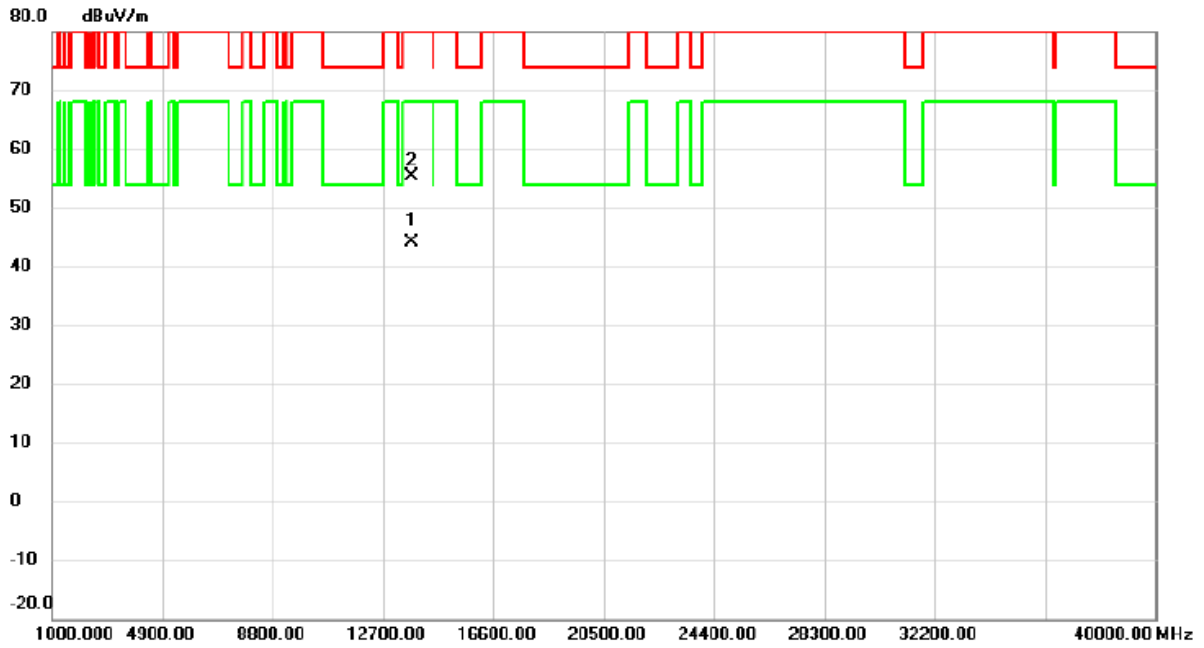


No.	Mk.	Freq. MHz	Reading Level dBuV	Correct Factor dB	Measure- ment dBuV/m	Limit dBuV/m	Margin dB	Detector	Comment
1	*	6850.200	66.63	19.58	86.21	68.20	18.01	AVG	No Limit
2	X	6850.600	76.16	19.58	95.74	88.20	7.54	peak	No Limit

REMARKS:

- (1) Measurement Value = Reading Level + Correct Factor.
- (2) Margin Level = Measurement Value - Limit Value.

Test Mode	UNII-7_TX AX(HE40) Mode 6845 MHz	Polarization	Vertical
-----------	----------------------------------	--------------	----------

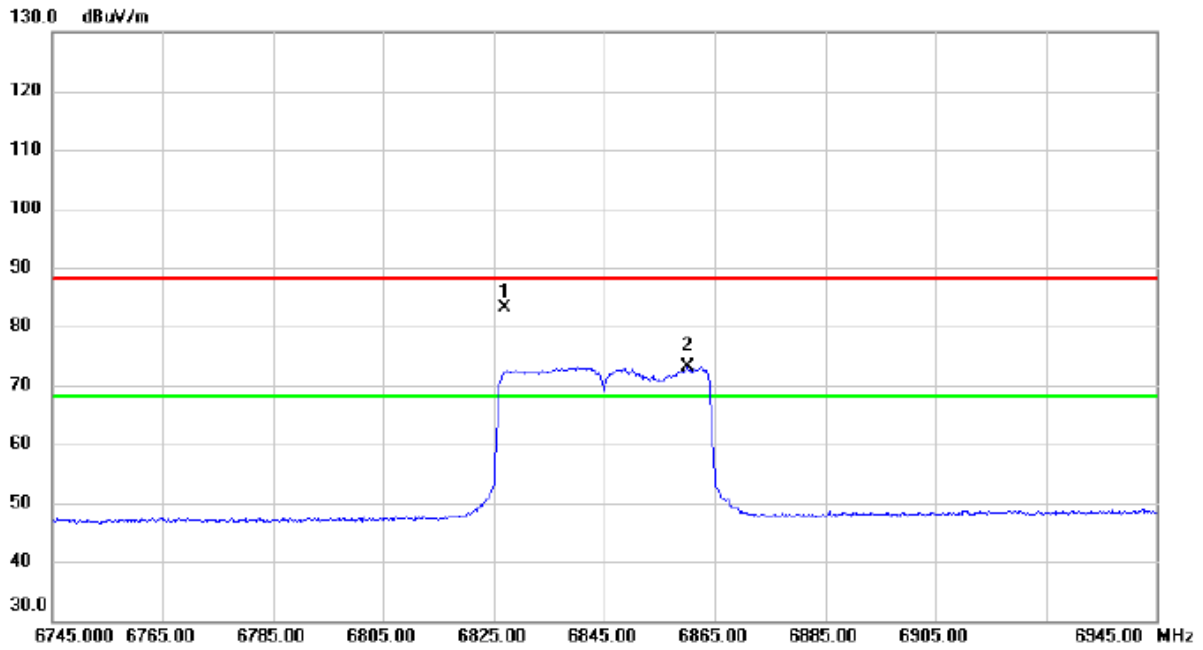


No.	Mk.	Freq. MHz	Reading Level dBuV	Correct Factor dB	Measure- ment dBuV/m	Limit dBuV/m	Margin dB	Detector	Comment
1	*	13691.410	26.29	17.90	44.19	68.20	-24.01	AVG	
2		13692.320	37.55	17.90	55.45	88.20	-32.75	peak	

REMARKS:

- (1) Measurement Value = Reading Level + Correct Factor.
- (2) Margin Level = Measurement Value - Limit Value.

Test Mode	UNII-7_TX AX(HE40) Mode 6845 MHz	Polarization	Horizontal
-----------	----------------------------------	--------------	------------

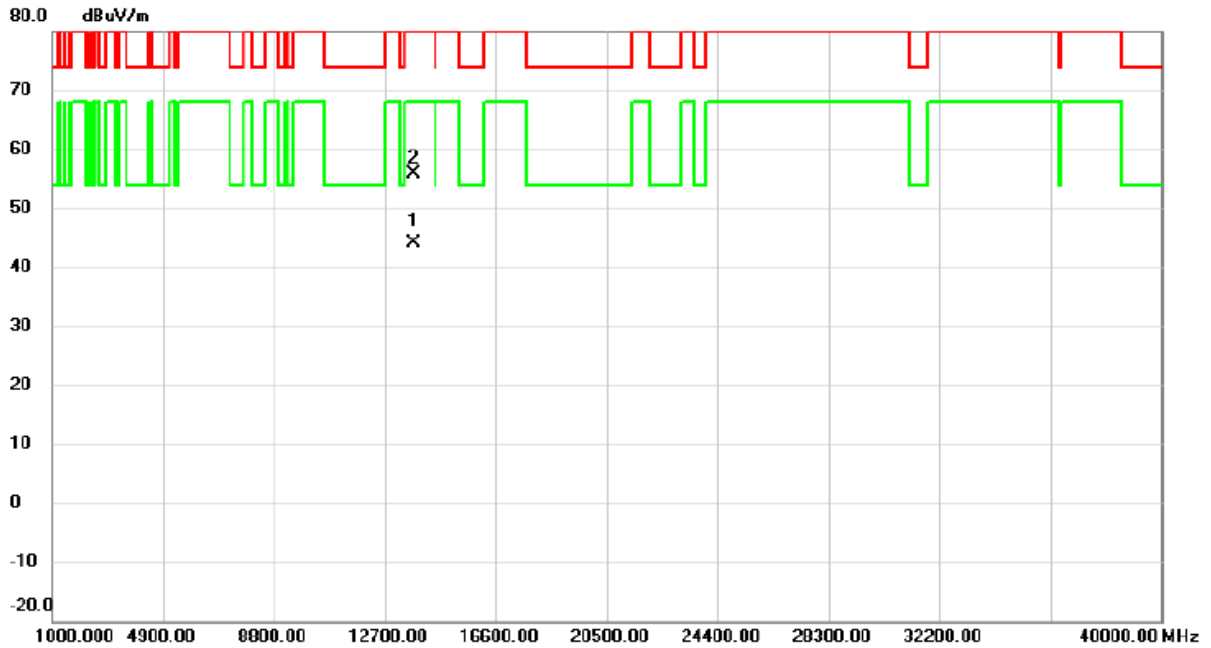


No.	Mk.	Freq. MHz	Reading Level dBuV	Correct Factor dB	Measure- ment dBuV/m	Limit dBuV/m	Margin dB	Detector	Comment
1		6827.000	63.65	19.46	83.11	88.20	-5.09	peak	No Limit
2	*	6860.200	53.52	19.63	73.15	68.20	4.95	AVG	No Limit

REMARKS:

- (1) Measurement Value = Reading Level + Correct Factor.
- (2) Margin Level = Measurement Value - Limit Value.

Test Mode	UNII-7_TX AX(HE40) Mode 6845 MHz	Polarization	Horizontal
-----------	----------------------------------	--------------	------------

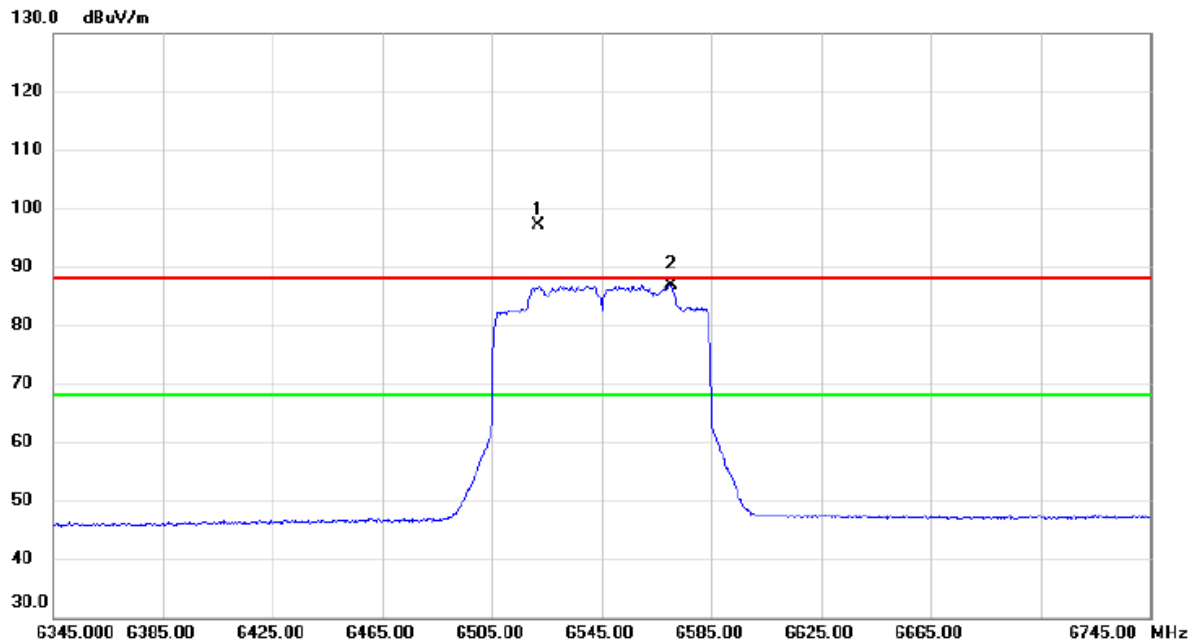


No.	Mk.	Freq. MHz	Reading Level dBuV	Correct Factor dB	Measure- ment dBuV/m	Limit dBuV/m	Margin dB	Detector	Comment
1	*	13689.415	26.24	17.90	44.14	68.20	-24.06	AVG	
2		13689.545	37.95	17.90	55.85	88.20	-32.35	peak	

REMARKS:

- (1) Measurement Value = Reading Level + Correct Factor.
- (2) Margin Level = Measurement Value - Limit Value.

Test Mode	UNII-7_TX AX(HE80) Mode 6545 MHz	Polarization	Vertical
-----------	----------------------------------	--------------	----------

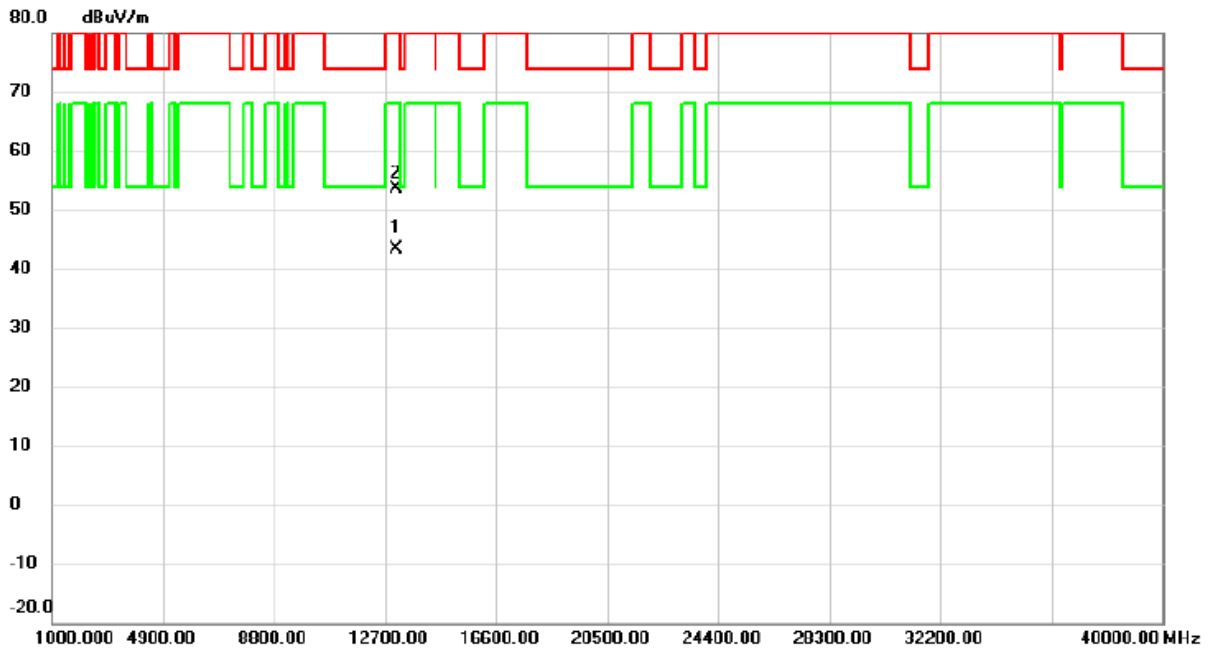


No.	Mk.	Freq. MHz	Reading Level dBuV	Correct Factor dB	Measure- ment dBuV/m	Limit dBuV/m	Margin dB	Detector	Comment
1	X	6521.800	79.04	18.00	97.04	88.20	8.84	peak	No Limit
2	*	6570.200	68.63	18.24	86.87	68.20	18.67	AVG	No Limit

REMARKS:

- (1) Measurement Value = Reading Level + Correct Factor.
- (2) Margin Level = Measurement Value - Limit Value.

Test Mode	UNII-7_TX AX(HE80) Mode 6545 MHz	Polarization	Vertical
-----------	----------------------------------	--------------	----------

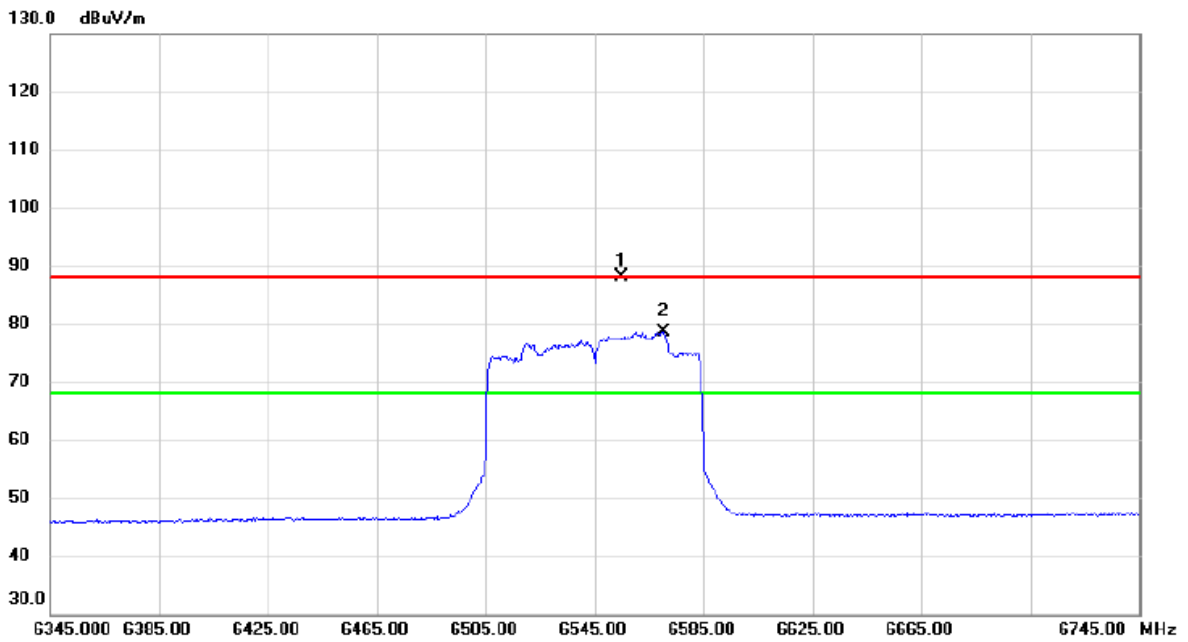


No.	Mk.	Freq. MHz	Reading Level dBuV	Correct Factor dB	Measure- ment dBuV/m	Limit dBuV/m	Margin dB	Detector	Comment
1	*	13086.060	26.61	16.78	43.39	68.20	-24.81	AVG	
2		13088.790	36.77	16.78	53.55	88.20	-34.65	peak	

REMARKS:

- (1) Measurement Value = Reading Level + Correct Factor.
- (2) Margin Level = Measurement Value - Limit Value.

Test Mode	UNII-7_TX AX(HE80) Mode 6545 MHz	Polarization	Horizontal
-----------	----------------------------------	--------------	------------

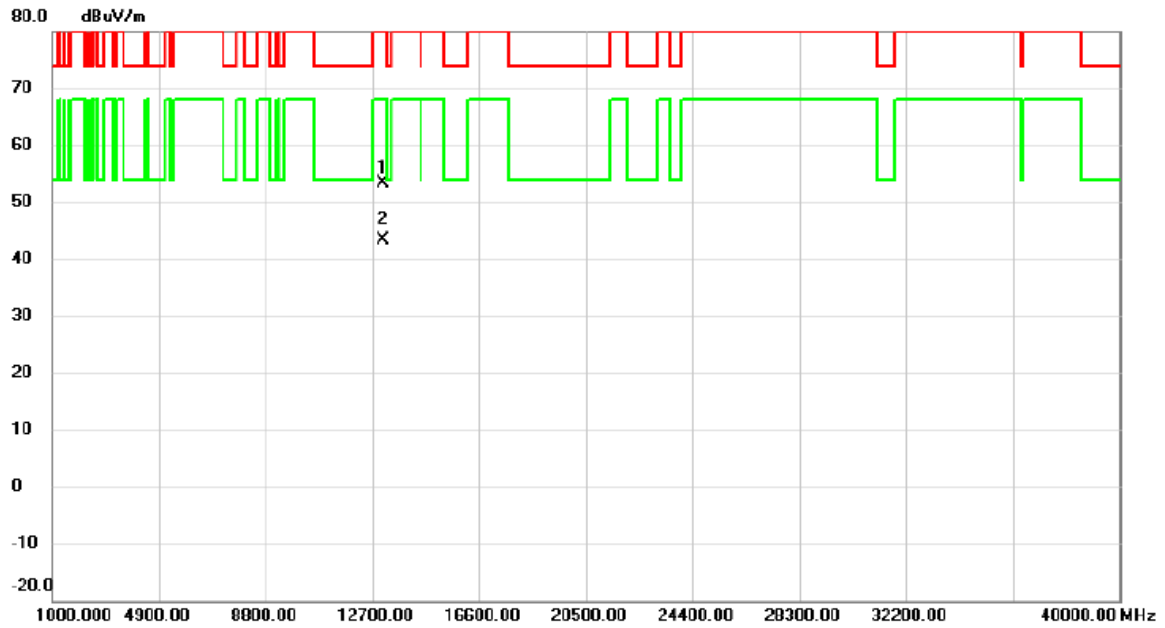


No.	Mk.	Freq. MHz	Reading Level dBuV	Correct Factor dB	Measure- ment dBuV/m	Limit dBuV/m	Margin dB	Detector	Comment
1	X	6555.000	70.08	18.17	88.25	88.20	0.05	peak	No Limit
2	*	6570.200	60.48	18.24	78.72	68.20	10.52	AVG	No Limit

REMARKS:

- (1) Measurement Value = Reading Level + Correct Factor.
- (2) Margin Level = Measurement Value - Limit Value.

Test Mode	UNII-7_TX AX(HE80) Mode 6545 MHz	Polarization	Horizontal
-----------	----------------------------------	--------------	------------

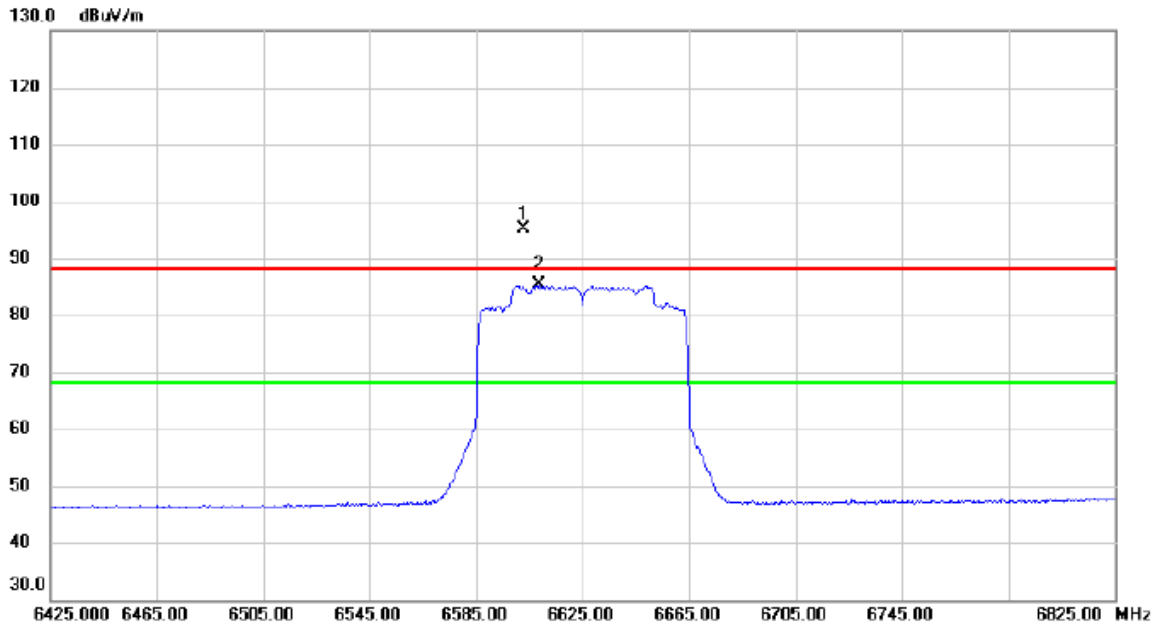


No.	Mk.	Freq. MHz	Reading Level dBuV	Correct Factor dB	Measure- ment dBuV/m	Limit dBuV/m	Margin dB	Detector	Comment
1		13088.760	36.71	16.78	53.49	88.20	-34.71	peak	
2	*	13093.630	26.47	16.79	43.26	68.20	-24.94	AVG	

REMARKS:

- (1) Measurement Value = Reading Level + Correct Factor.
- (2) Margin Level = Measurement Value - Limit Value.

Test Mode	UNII-7_TX AX(HE80) Mode 6625 MHz	Polarization	Vertical
-----------	----------------------------------	--------------	----------

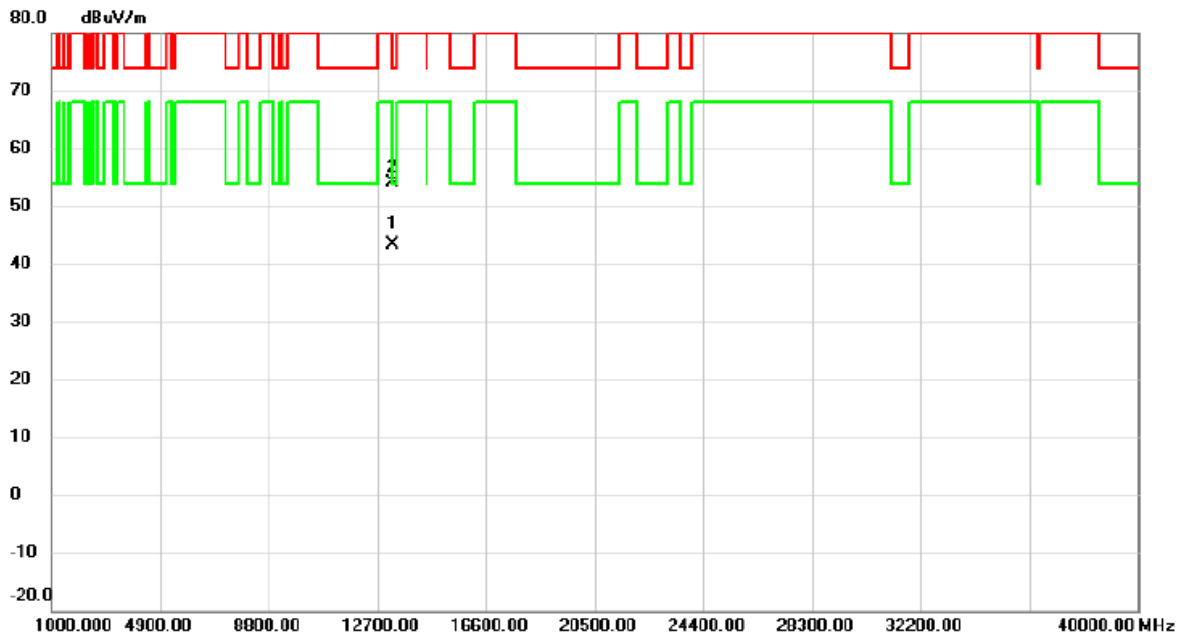


No.	Mk.	Freq. MHz	Reading Level dBuV	Correct Factor dB	Measure- ment dBuV/m	Limit dBuV/m	Margin dB	Detector	Comment
1	X	6602.600	76.76	18.39	95.15	88.20	6.95	peak	No Limit
2	*	6608.600	67.04	18.42	85.46	68.20	17.26	AVG	No Limit

REMARKS:

- (1) Measurement Value = Reading Level + Correct Factor.
- (2) Margin Level = Measurement Value - Limit Value.

Test Mode	UNII-7_TX AX(HE80) Mode 6625 MHz	Polarization	Vertical
-----------	----------------------------------	--------------	----------

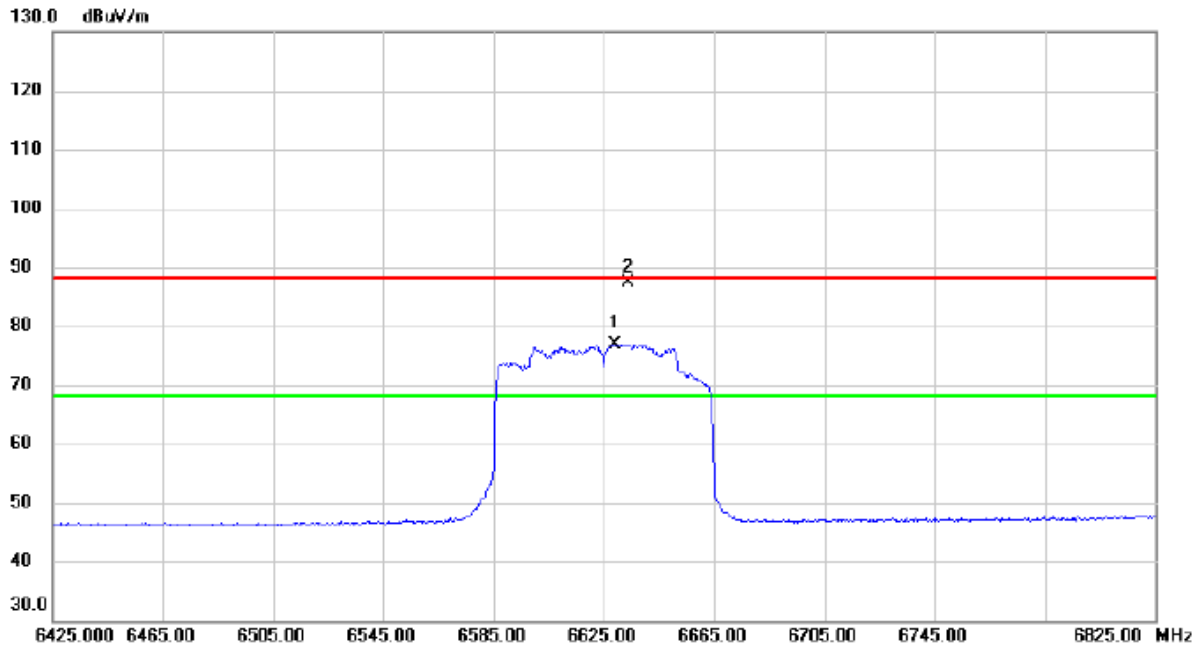


No.	Mk.	Freq. MHz	Reading Level dBuV	Correct Factor dB	Measure- ment dBuV/m	Limit dBuV/m	Margin dB	Detector	Comment
1		13249.260	26.29	17.05	43.34	68.20	-24.86	AVG	
2	*	13256.310	36.96	17.08	54.04	74.00	-19.96	peak	

REMARKS:

- (1) Measurement Value = Reading Level + Correct Factor.
- (2) Margin Level = Measurement Value - Limit Value.

Test Mode	UNII-7_TX AX(HE80) Mode 6625 MHz	Polarization	Horizontal
-----------	----------------------------------	--------------	------------

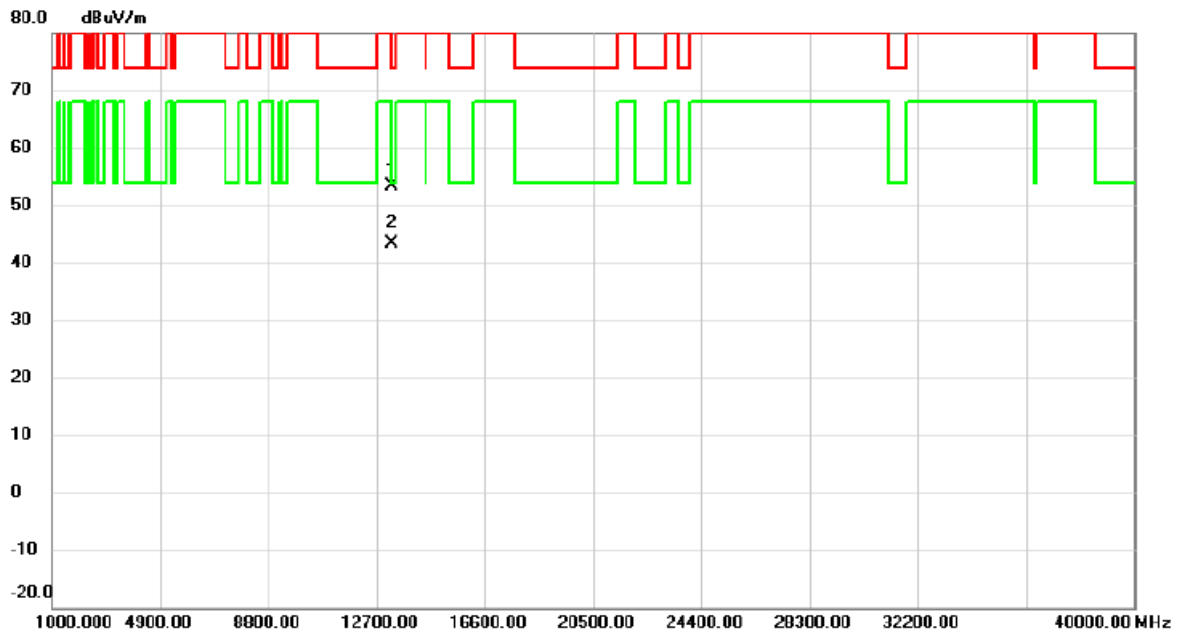


No.	Mk.	Freq. MHz	Reading Level dBuV	Correct Factor dB	Measure- ment dBuV/m	Limit dBuV/m	Margin dB	Detector	Comment
1	*	6629.000	58.43	18.51	76.94	68.20	8.74	AVG	No Limit
2		6633.800	68.77	18.53	87.30	88.20	-0.90	peak	No Limit

REMARKS:

- (1) Measurement Value = Reading Level + Correct Factor.
- (2) Margin Level = Measurement Value - Limit Value.

Test Mode	UNII-7_TX AX(HE80) Mode 6625 MHz	Polarization	Horizontal
-----------	----------------------------------	--------------	------------

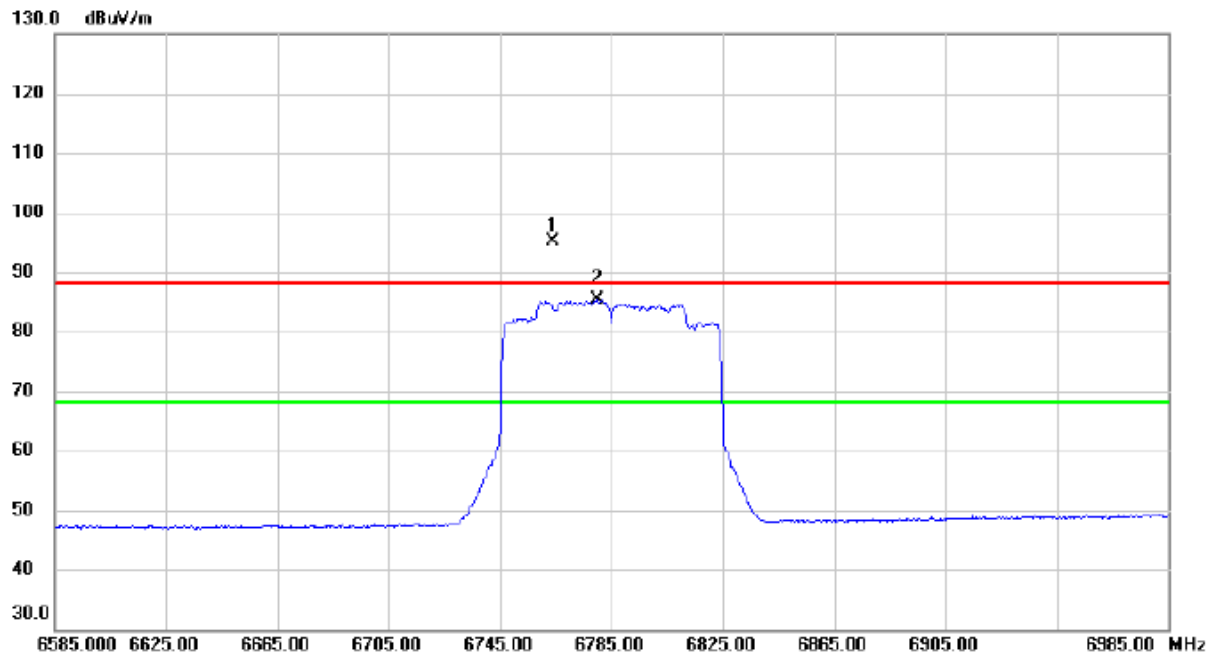


No.	Mk.	Freq.	Reading Level	Correct Factor	Measurement	Limit	Margin	Detector	Comment
		MHz	dBuV	dB	dBuV/m	dBuV/m	dB		
1		13252.940	36.40	17.07	53.47	74.00	-20.53	peak	
2	*	13256.360	26.33	17.08	43.41	54.00	-10.59	AVG	

REMARKS:

- (1) Measurement Value = Reading Level + Correct Factor.
- (2) Margin Level = Measurement Value - Limit Value.

Test Mode	UNII-7_TX AX(HE80) Mode 6785 MHz	Polarization	Vertical
-----------	----------------------------------	--------------	----------

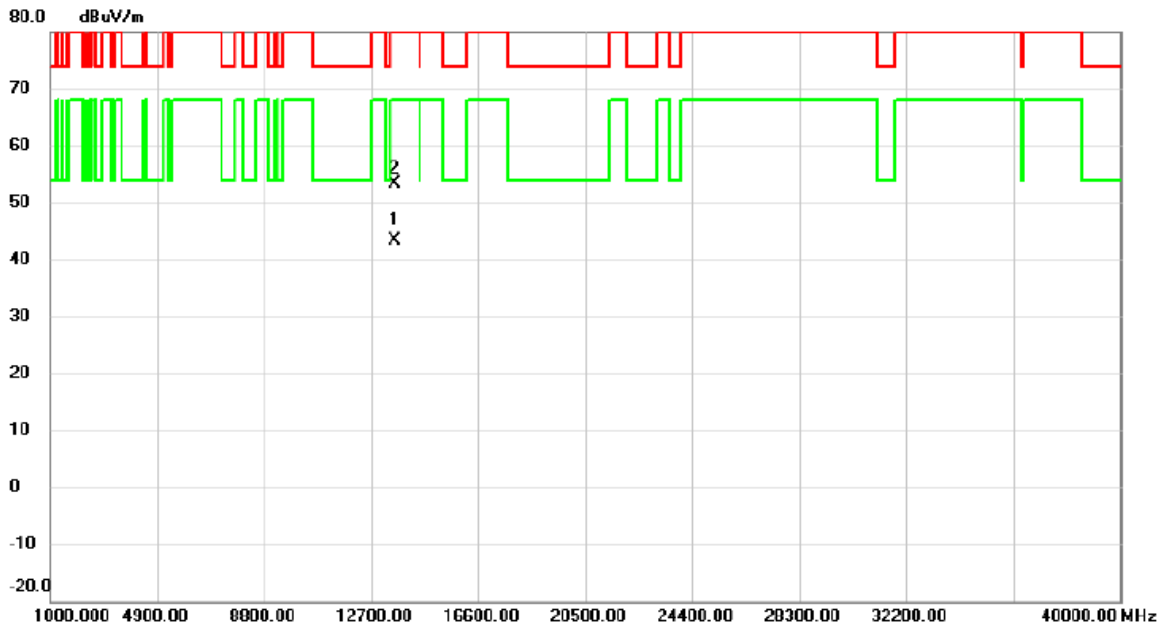


No.	Mk.	Freq. MHz	Reading Level dBuV	Correct Factor dB	Measure- ment dBuV/m	Limit dBuV/m	Margin dB	Detector	Comment
1	X	6764.200	75.93	19.17	95.10	88.20	6.90	peak	No Limit
2	*	6779.800	66.14	19.24	85.38	68.20	17.18	AVG	No Limit

REMARKS:

- (1) Measurement Value = Reading Level + Correct Factor.
- (2) Margin Level = Measurement Value - Limit Value.

Test Mode	UNII-7_TX AX(HE80) Mode 6785 MHz	Polarization	Vertical
-----------	----------------------------------	--------------	----------



No.	Mk.	Freq.	Reading Level	Correct Factor	Measurement	Limit	Margin	Detector	Comment
		MHz	dBuV	dB	dBuV/m	dBuV/m	dB		
1	*	13562.680	25.75	17.63	43.38	68.20	-24.82	AVG	
2		13573.250	35.72	17.65	53.37	88.20	-34.83	peak	

REMARKS:

- (1) Measurement Value = Reading Level + Correct Factor.
- (2) Margin Level = Measurement Value - Limit Value.