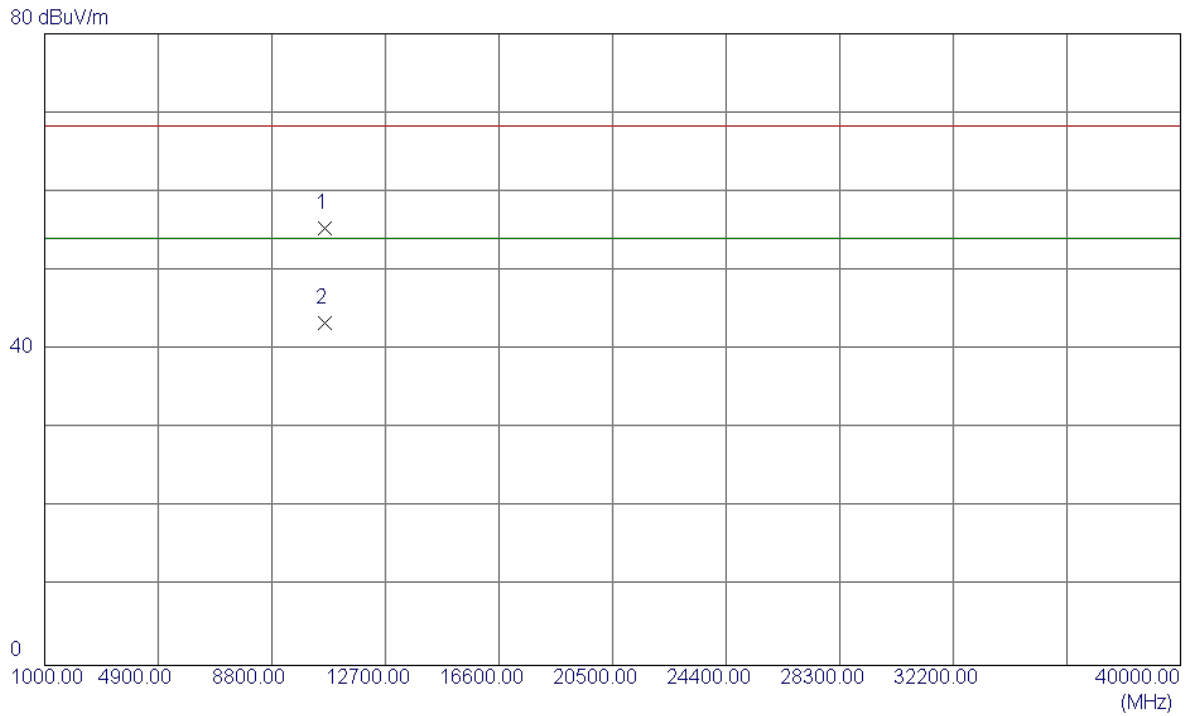


Orthogonal Axis :	X
Test Mode :	UNII-2A/ TX AC40 Mode 5310MHz

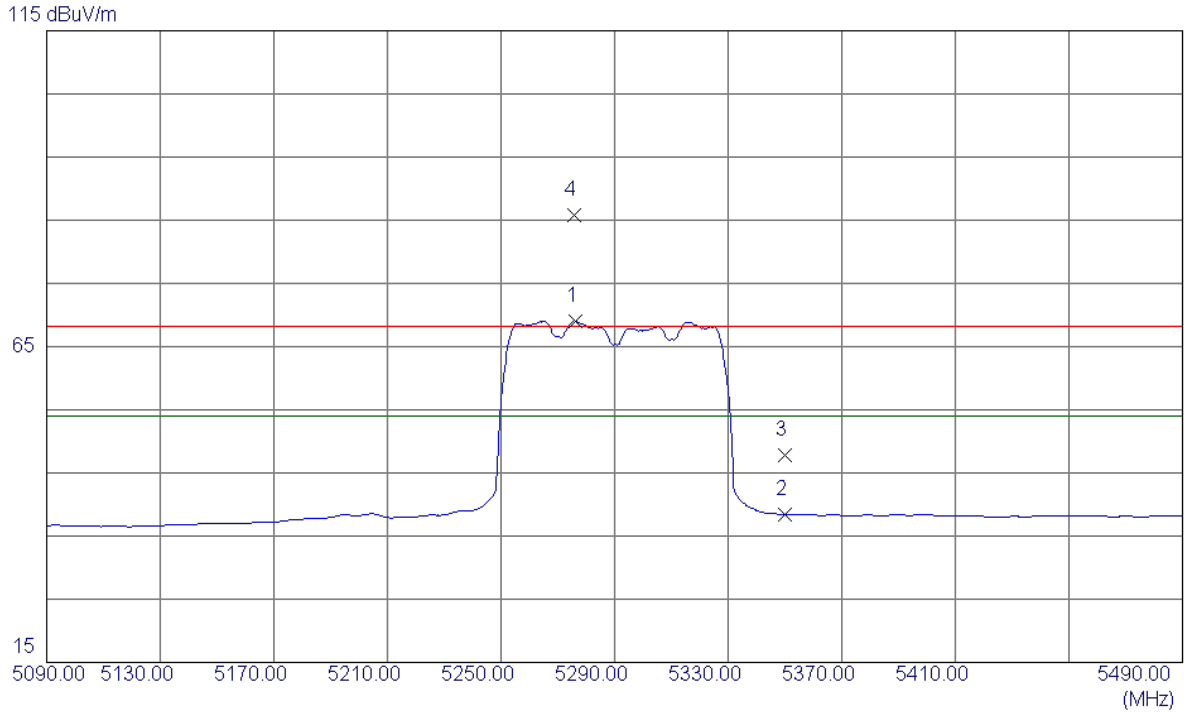
Horizontal



No.	Freq. MHz	Reading Level dBuV/m	Correct Factor dB	Measure ment dBuV/m	Limit dBuV/m	Margin dB	Detector	Comment
1	10620.7699	41.14	14.17	55.31	68.30	-12.99	Peak	
2	10621.4800	29.25	14.17	43.42	54.00	-10.58	AVG	

Orthogonal Axis :	X
Test Mode :	UNII-2A/ TX AC80 Mode 5290MHz

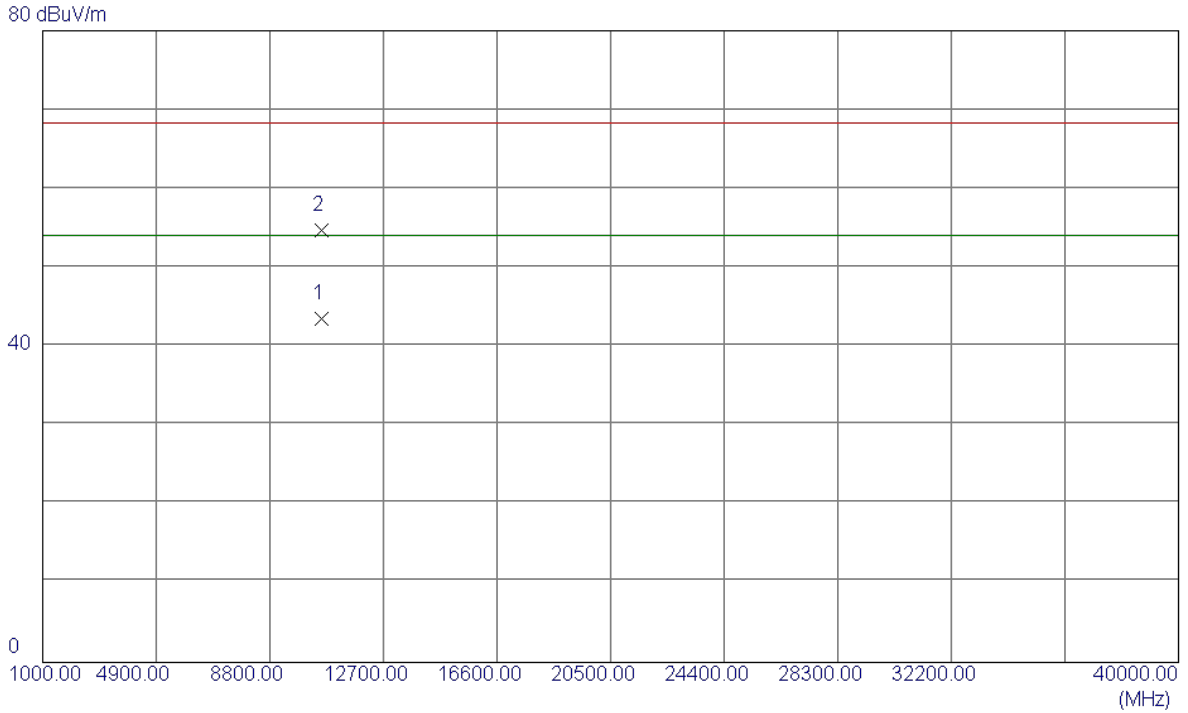
Vertical



No.	Freq. MHz	Reading Level dBuV/m	Correct Factor dB	Measure ment dBuV/m	Limit dBuV/m	Margin dB	Detector	Comment
1	5276.4000	30.51	38.45	68.96	54.00	14.96	AVG	No Limit
2	5350.0000	-0.37	38.78	38.41	54.00	-15.59	AVG	
3	5350.0000	9.00	38.78	47.78	68.30	-20.52	Peak	
4	5275.6000	47.33	38.45	85.78	68.30	17.48	Peak	No Limit

Orthogonal Axis :	X
Test Mode :	UNII-2A/ TX AC80 Mode 5290MHz

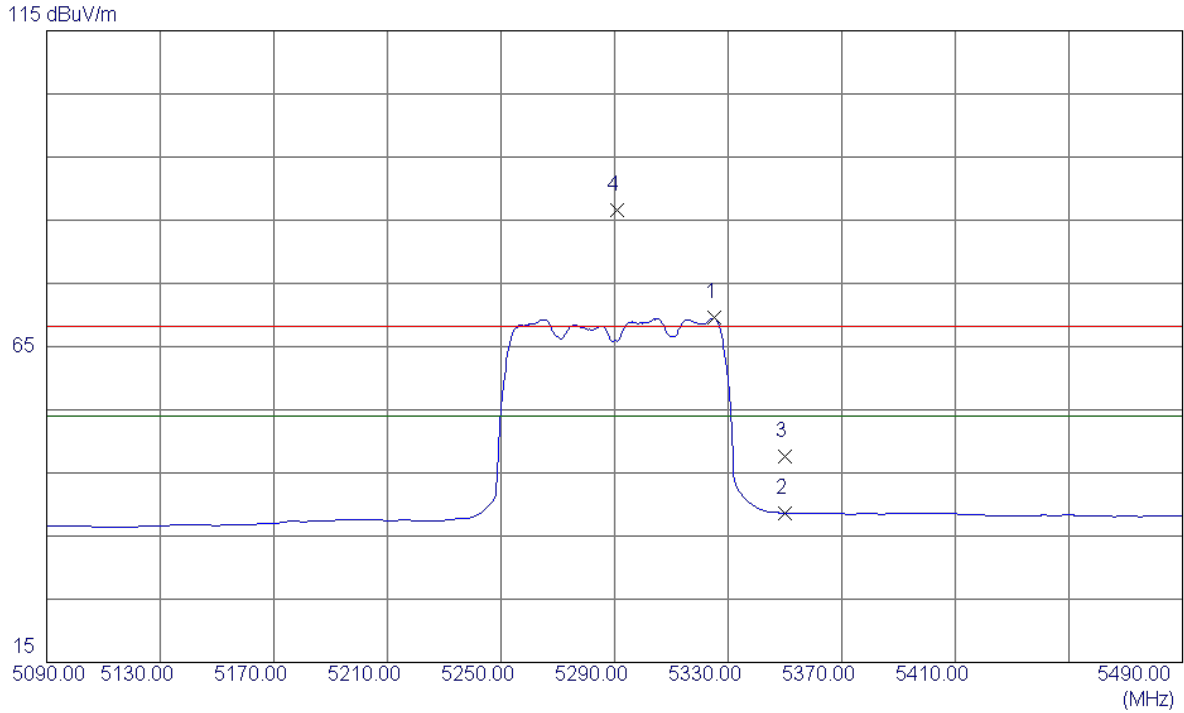
Vertical



No.	Freq. MHz	Reading Level dBuV/m	Correct Factor dB	Measure ment dBuV/m	Limit dBuV/m	Margin dB	Detector	Comment
1	10580.1500	29.57	14.00	43.57	54.00	-10.43	AVG	
2	10581.2500	40.78	14.00	54.78	68.30	-13.52	Peak	

Orthogonal Axis :	X
Test Mode :	UNII-2A/ TX AC80 Mode 5290MHz

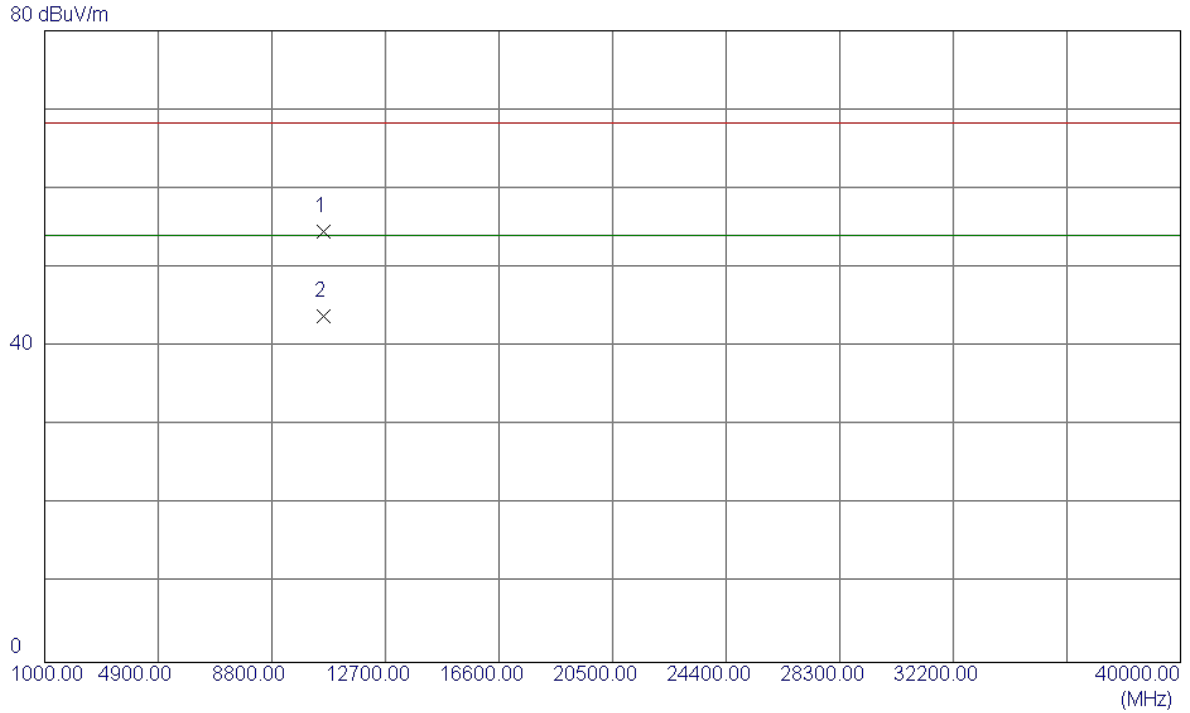
Horizontal



No.	Freq. MHz	Reading Level dBuV/m	Correct Factor dB	Measure ment dBuV/m	Limit dBuV/m	Margin dB	Detector	Comment
1	5325.2000	30.85	38.67	69.52	54.00	15.52	AVG	No Limit
2	5350.0000	-0.13	38.78	38.65	54.00	-15.35	AVG	
3	5350.0000	8.83	38.78	47.61	68.30	-20.69	Peak	
4	5290.8000	48.00	38.52	86.52	68.30	18.22	Peak	No Limit

Orthogonal Axis :	X
Test Mode :	UNII-2A/ TX AC80 Mode 5290MHz

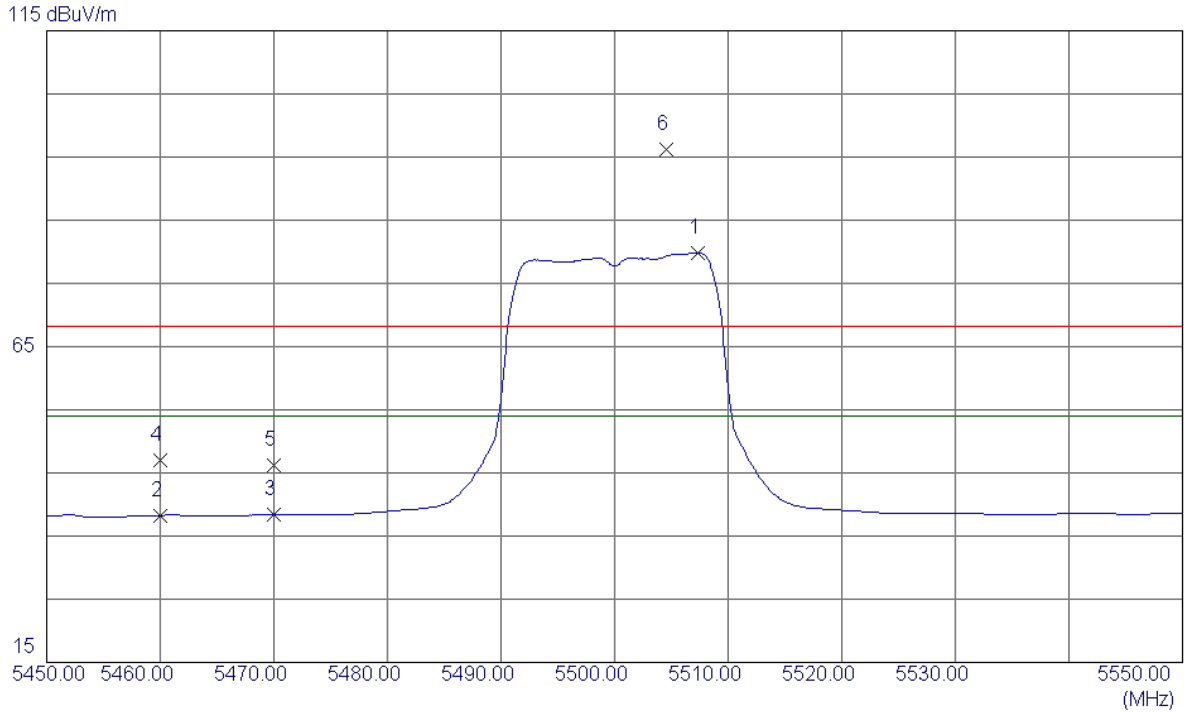
Horizontal



No.	Freq. MHz	Reading Level dBuV/m	Correct Factor dB	Measure ment dBuV/m	Limit dBuV/m	Margin dB	Detector	Comment
1	10580.3500	40.56	14.00	54.56	68.30	-13.74	Peak	
2	10581.4100	29.83	14.00	43.83	54.00	-10.17	AVG	

Orthogonal Axis :	X
Test Mode :	UNII-2C/ TX AC20 Mode 5500MHz

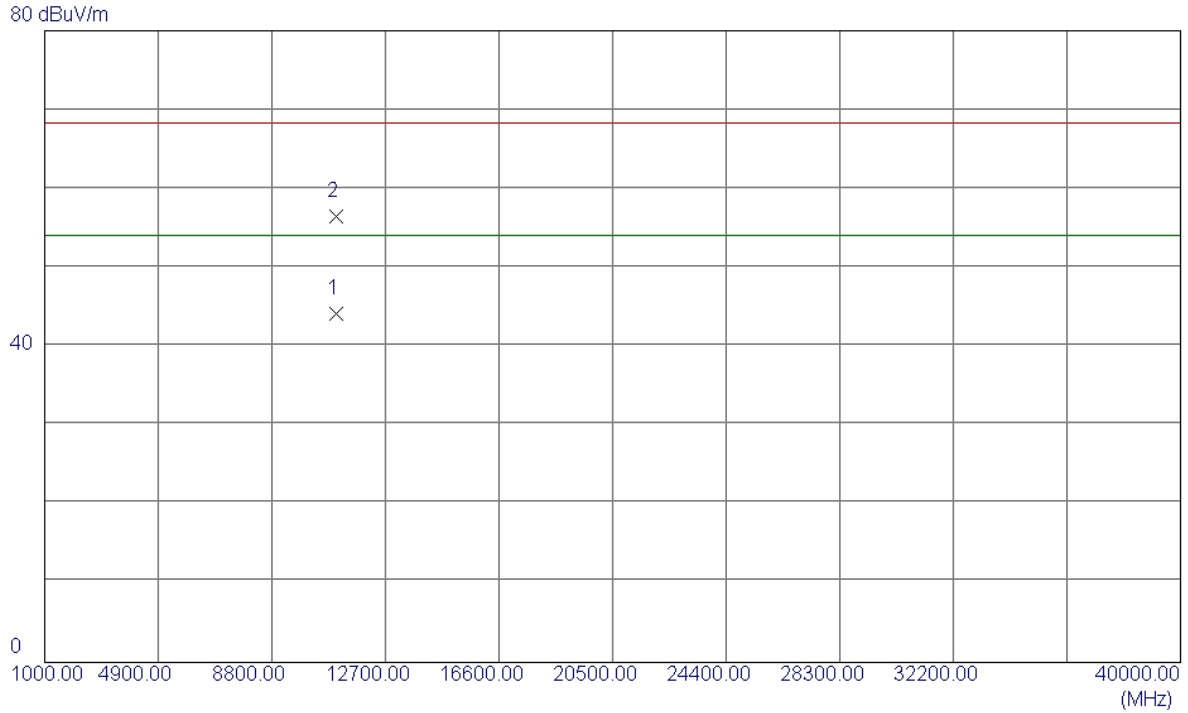
Vertical



No.	Freq. MHz	Reading Level dBuV/m	Correct Factor dB	Measure ment dBuV/m	Limit dBuV/m	Margin dB	Detector	Comment
1	5507.3000	40.39	39.48	79.87	54.00	25.87	AVG	No Limit
2	5460.0000	-1.10	39.26	38.16	54.00	-15.84	AVG	
3	5470.0000	-0.92	39.31	38.39	54.00	-15.61	AVG	
4	5460.0000	7.71	39.26	46.97	68.30	-21.33	Peak	
5	5470.0000	6.91	39.31	46.22	68.30	-22.08	Peak	
6	5504.6000	56.67	39.46	96.13	68.30	27.83	Peak	No Limit

Orthogonal Axis :	X
Test Mode :	UNII-2C/ TX AC20 Mode 5500MHz

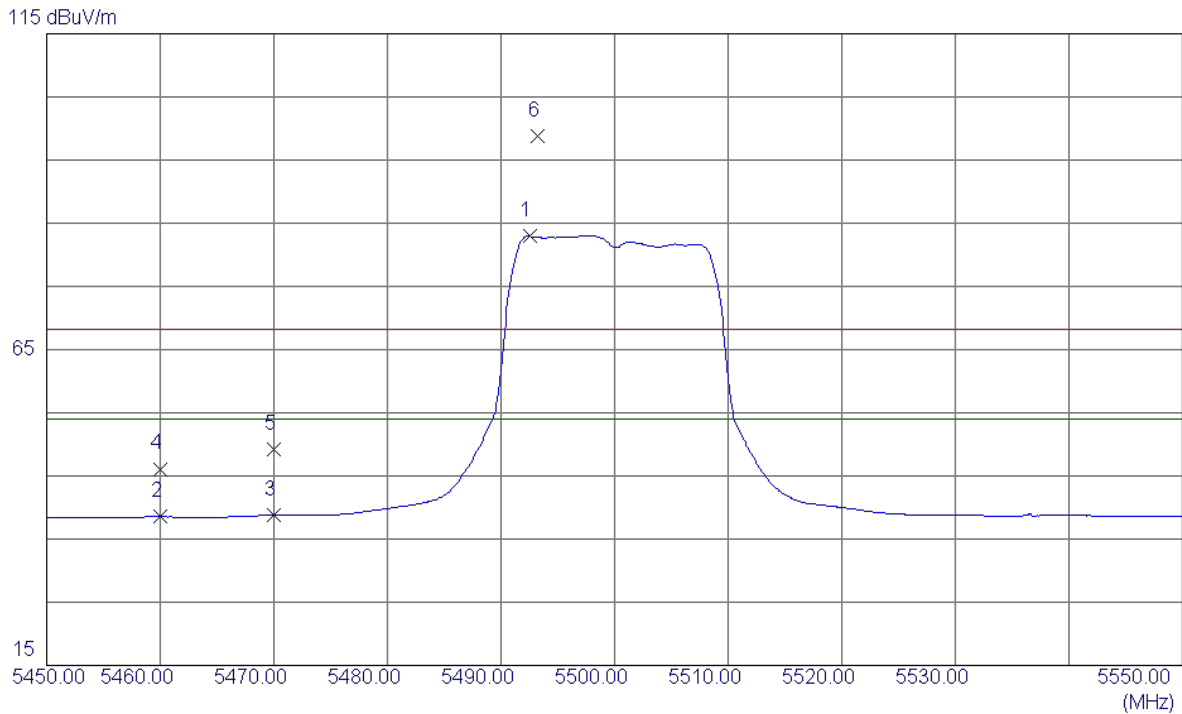
Vertical



No.	Freq. MHz	Reading Level dBuV/m	Correct Factor dB	Measure ment dBuV/m	Limit dBuV/m	Margin dB	Detector	Comment
1	11000.6400	28.48	15.75	44.23	54.00	-9.77	AVG	
2	11001.2500	40.67	15.75	56.42	68.30	-11.88	Peak	

Orthogonal Axis :	X
Test Mode :	UNII-2C/ TX AC20 Mode 5500MHz

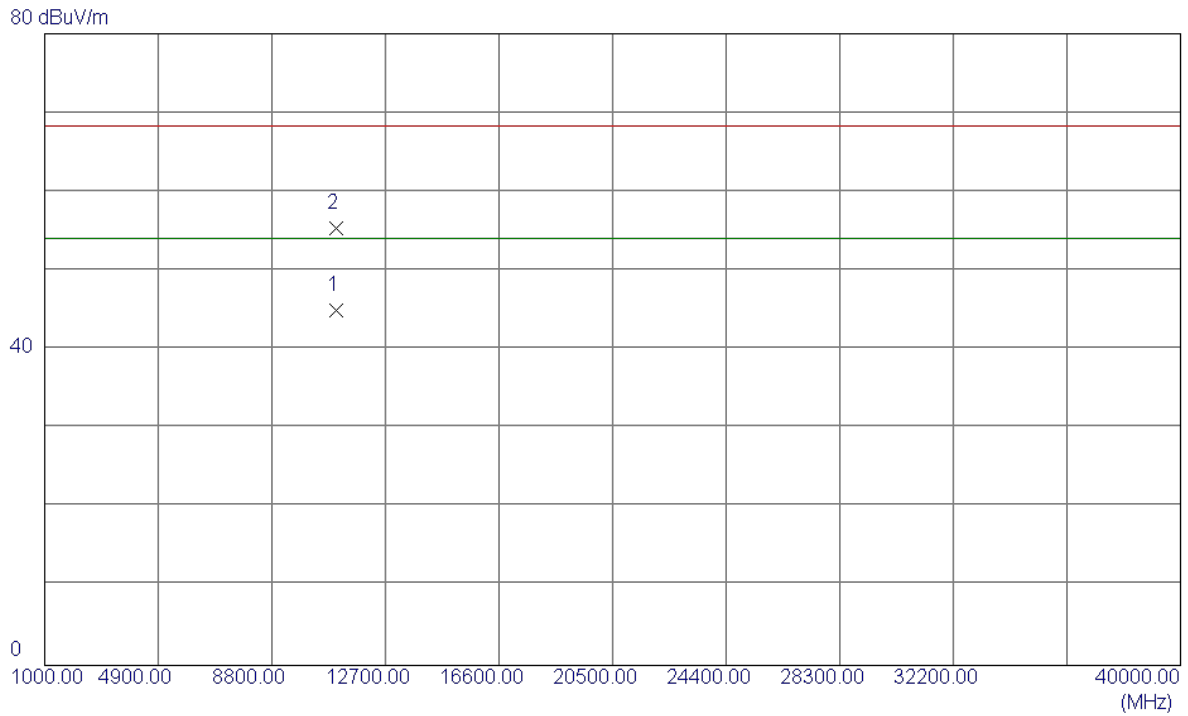
Horizontal



No.	Freq. MHz	Reading Level dBuV/m	Correct Factor dB	Measure ment dBuV/m	Limit dBuV/m	Margin dB	Detector	Comment
1	5492.5000	43.67	39.41	83.08	54.00	29.08	AVG	No Limit
2	5460.0000	-0.74	39.26	38.52	54.00	-15.48	AVG	
3	5470.0000	-0.54	39.31	38.77	54.00	-15.23	AVG	
4	5460.0000	6.84	39.26	46.10	68.30	-22.20	Peak	
5	5470.0000	9.93	39.31	49.24	68.30	-19.06	Peak	
6	5493.2000	59.33	39.41	98.74	68.30	30.44	Peak	No Limit

Orthogonal Axis :	X
Test Mode :	UNII-2C/ TX AC20 Mode 5500MHz

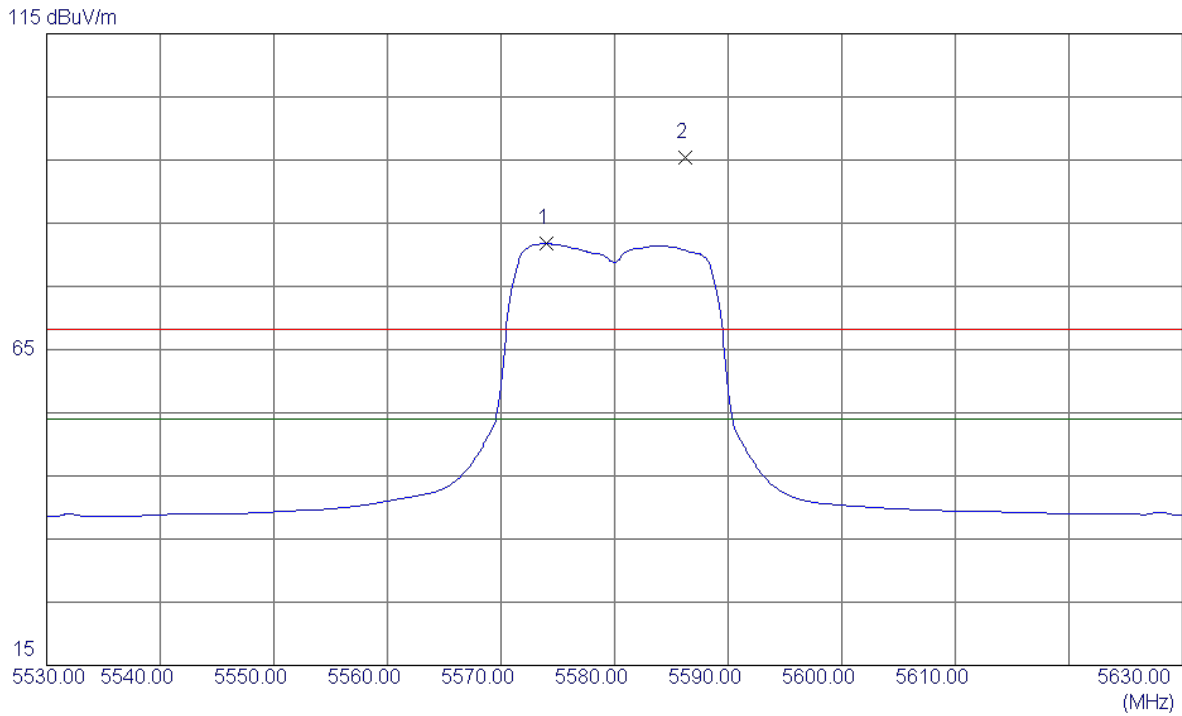
Horizontal



No.	Freq. MHz	Reading Level dBuV/m	Correct Factor dB	Measure ment dBuV/m	Limit dBuV/m	Margin dB	Detector	Comment
1	11000.2100	29.15	15.75	44.90	54.00	-9.10	AVG	
2	11000.3500	39.58	15.75	55.33	68.30	-12.97	Peak	

Orthogonal Axis :	X
Test Mode :	UNII-2C/ TX AC20 Mode 5580MHz

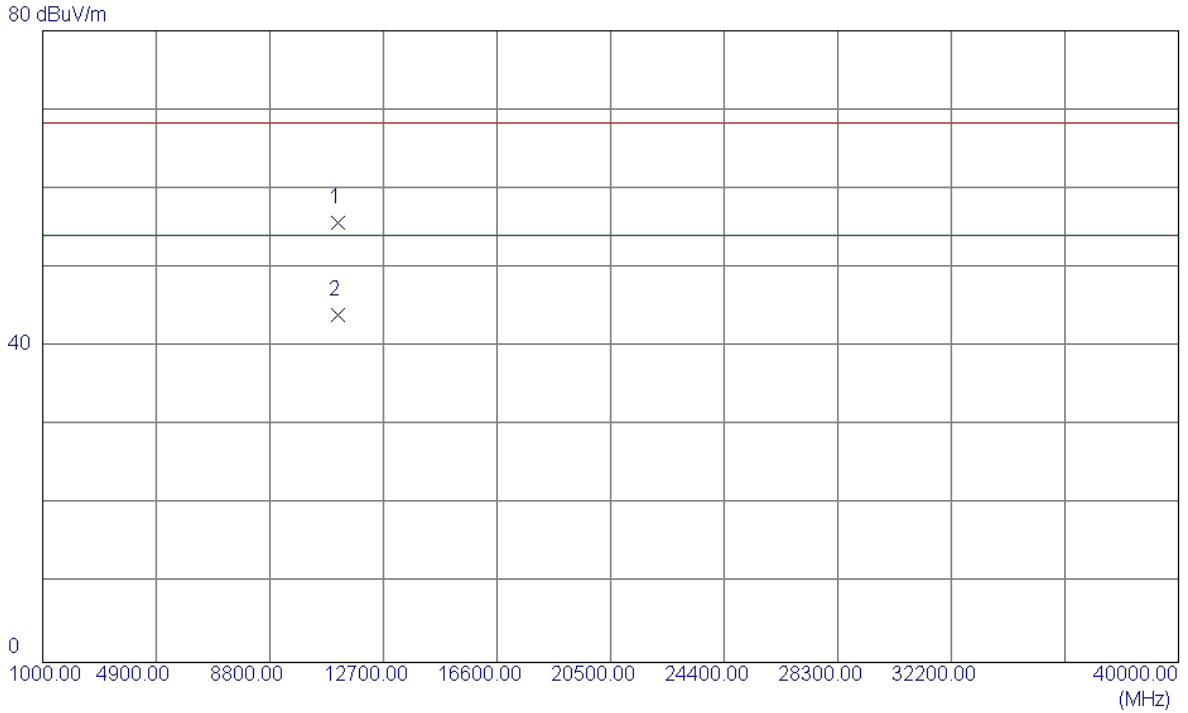
Vertical



No.	Freq. MHz	Reading Level dBuV/m	Correct Factor dB	Measure ment dBuV/m	Limit dBuV/m	Margin dB	Detector	Comment
1	5574.0000	41.95	39.82	81.77	54.00	27.77	AVG	No Limit
2	5586.2000	55.44	39.88	95.32	68.30	27.02	Peak	No Limit

Orthogonal Axis :	X
Test Mode :	UNII-2C/ TX AC20 Mode 5580MHz

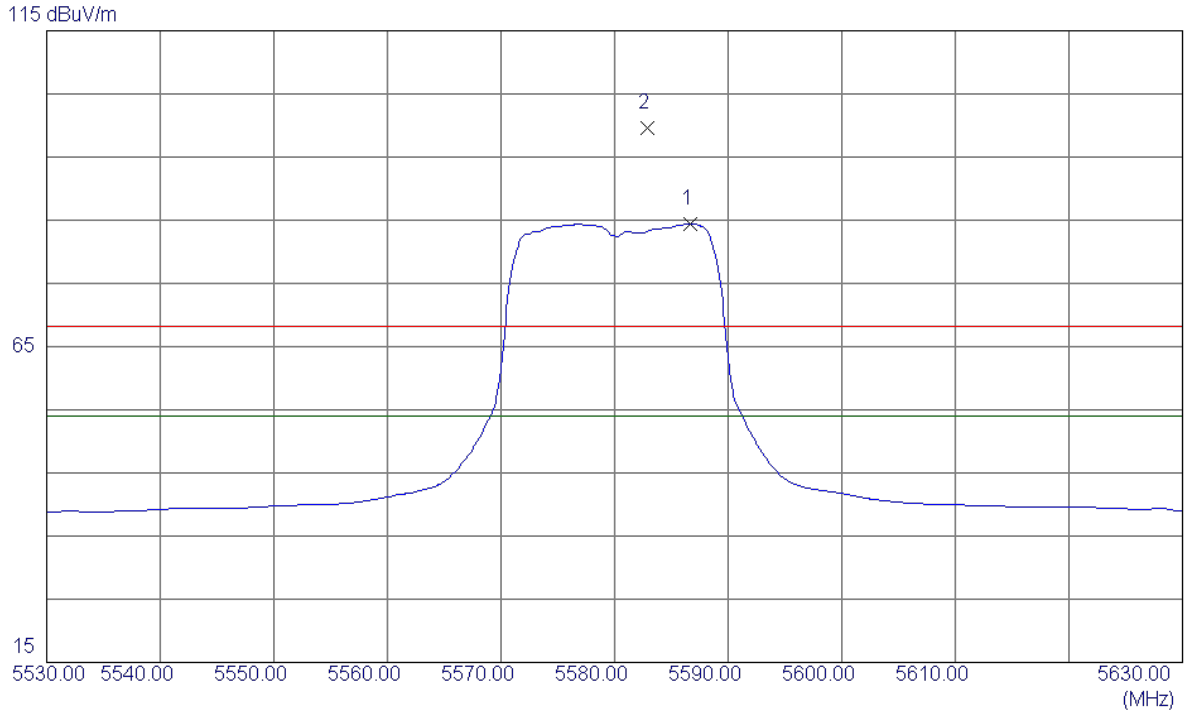
Vertical



No.	Freq. MHz	Reading Level dBuV/m	Correct Factor dB	Measure ment dBuV/m	Limit dBuV/m	Margin dB	Detector	Comment
1	11160.3900	39.58	16.13	55.71	68.30	-12.59	Peak	
2	11161.0500	27.94	16.13	44.07	54.00	-9.93	AVG	

Orthogonal Axis :	X
Test Mode :	UNII-2C/ TX AC20 Mode 5580MHz

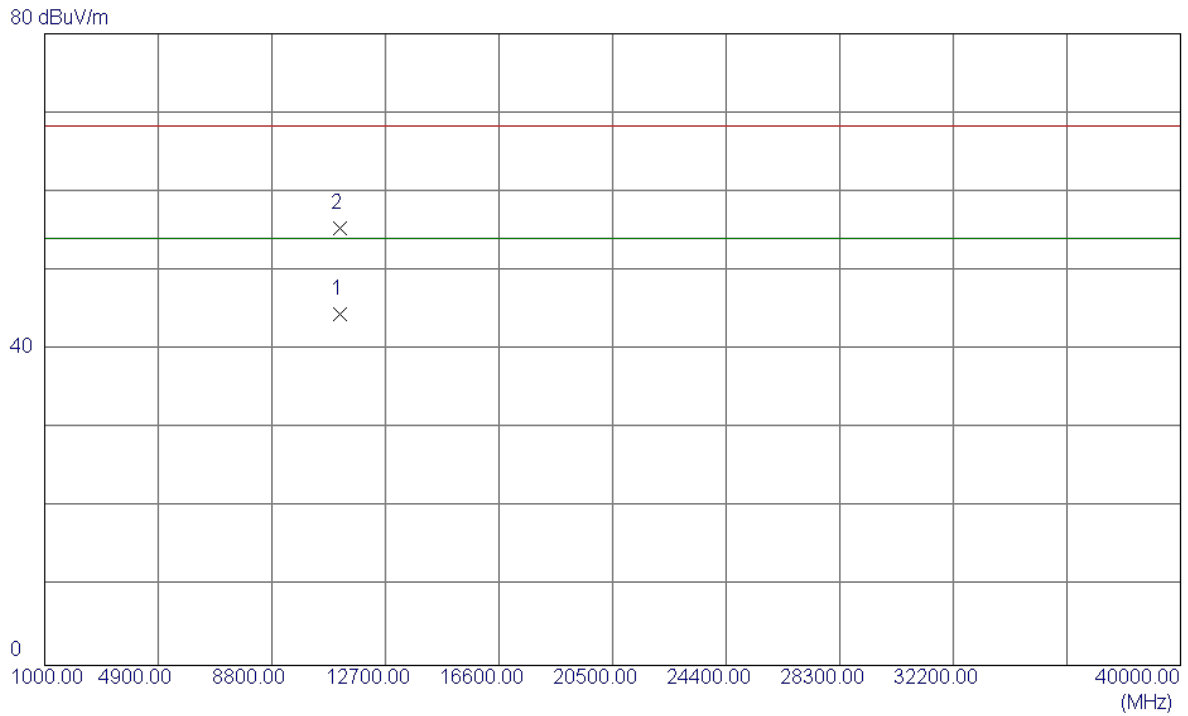
Horizontal



No.	Freq. MHz	Reading Level dBuV/m	Correct Factor dB	Measure ment dBuV/m	Limit dBuV/m	Margin dB	Detector	Comment
1	5586.7000	44.51	39.88	84.39	54.00	30.39	AVG	No Limit
2	5582.9000	59.78	39.86	99.64	68.30	31.34	Peak	No Limit

Orthogonal Axis :	X
Test Mode :	UNII-2C/ TX AC20 Mode 5580MHz

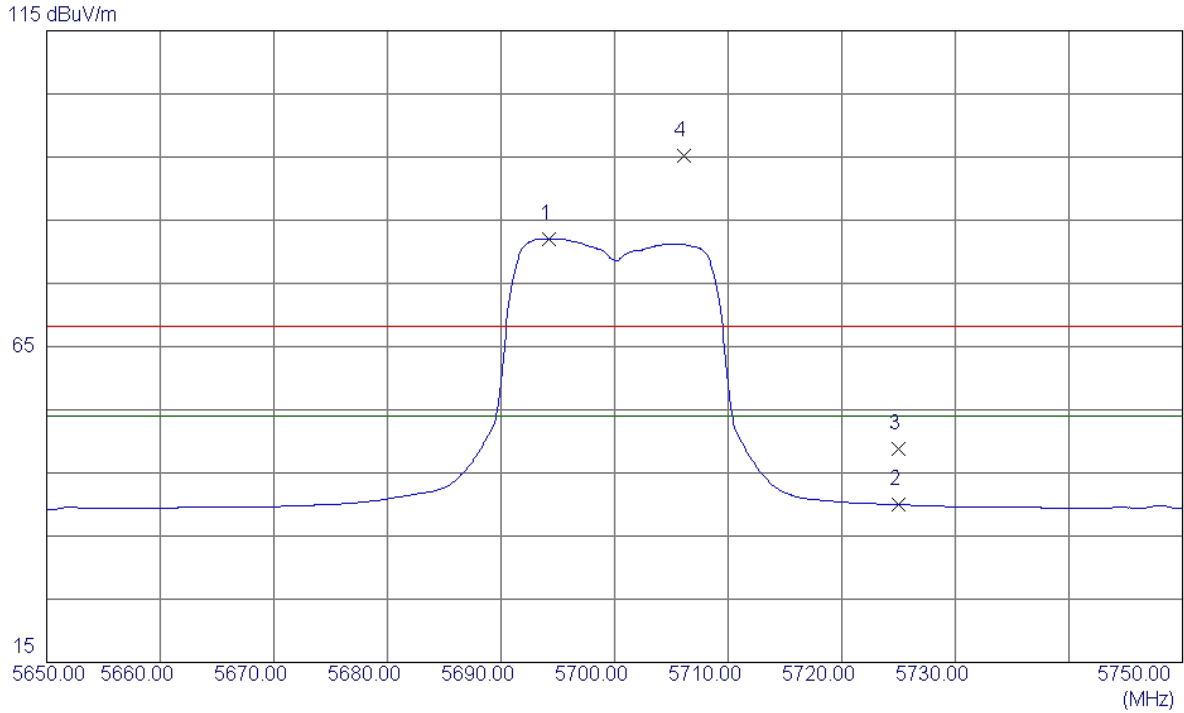
Horizontal



No.	Freq. MHz	Reading Level dBuV/m	Correct Factor dB	Measure ment dBuV/m	Limit dBuV/m	Margin dB	Detector	Comment
1	11159.1500	28.37	16.13	44.50	54.00	-9.50	AVG	
2	11161.5199	39.25	16.13	55.38	68.30	-12.92	Peak	

Orthogonal Axis :	X
Test Mode :	UNII-2C/ TX AC20 Mode 5700MHz

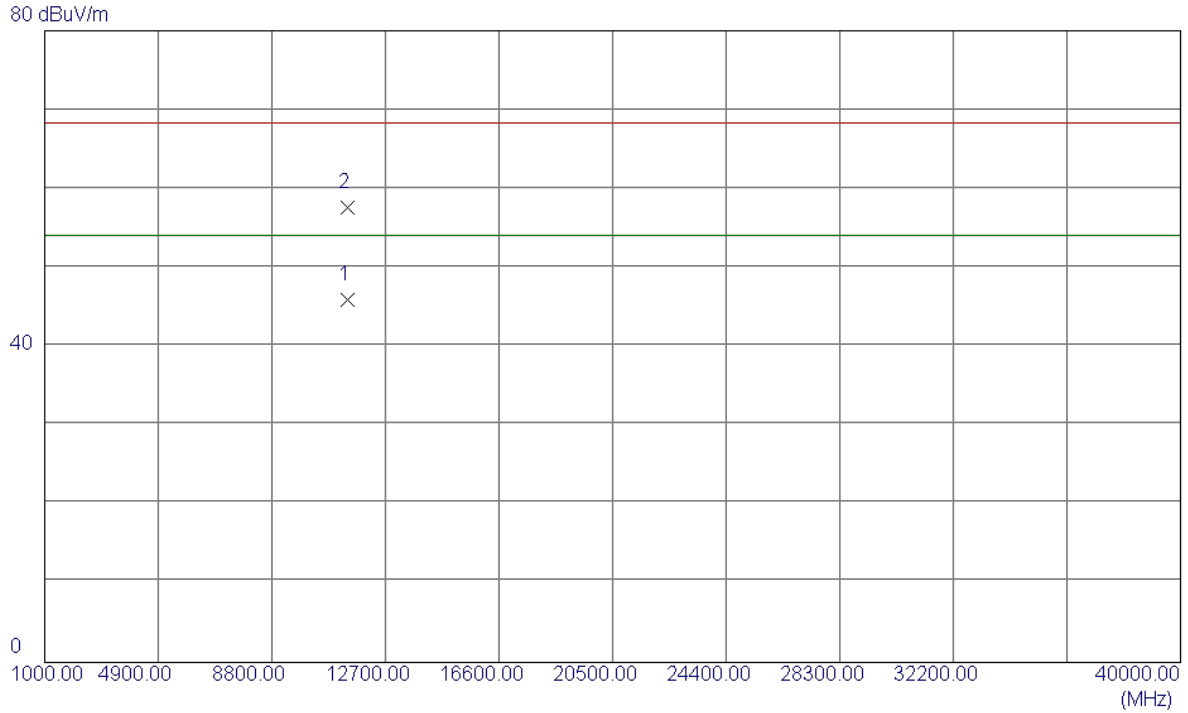
Vertical



No.	Freq. MHz	Reading Level dBuV/m	Correct Factor dB	Measure ment dBuV/m	Limit dBuV/m	Margin dB	Detector	Comment
1	5694.2000	41.64	40.43	82.07	54.00	28.07	AVG	No Limit
2	5725.0000	-0.61	40.59	39.98	54.00	-14.02	AVG	
3	5725.0000	8.16	40.59	48.75	68.30	-19.55	Peak	
4	5706.1000	54.77	40.50	95.27	68.30	26.97	Peak	No Limit

Orthogonal Axis :	X
Test Mode :	UNII-2C/ TX AC20 Mode 5700MHz

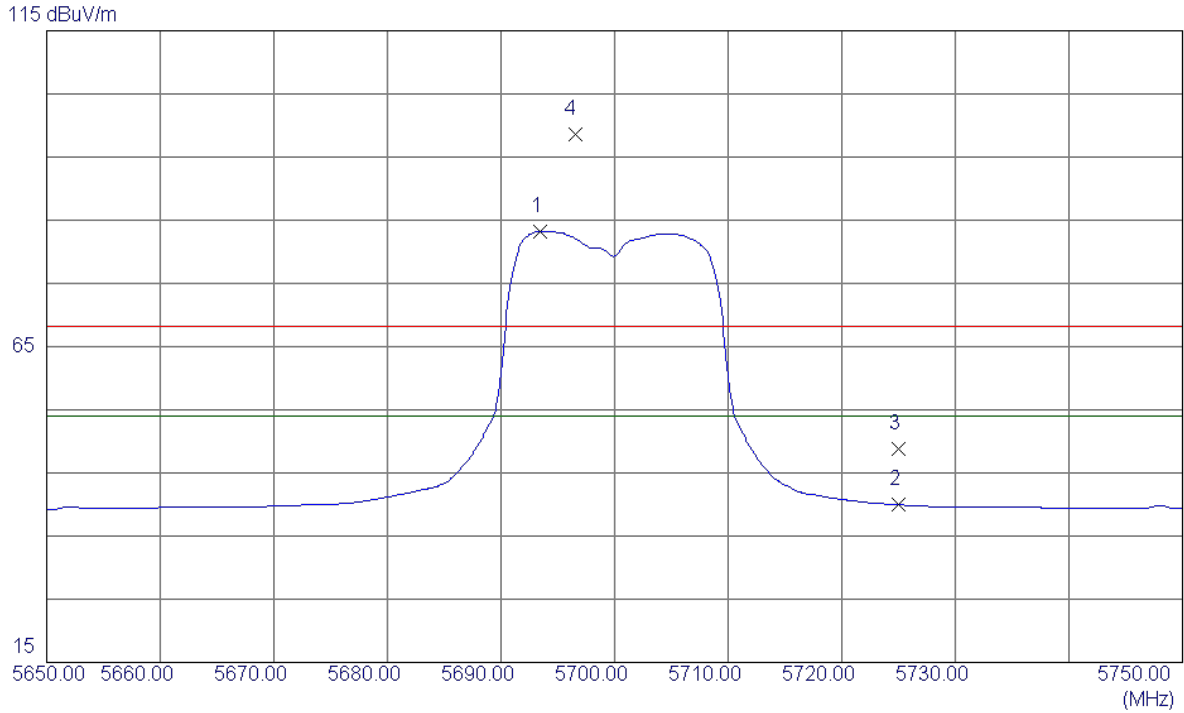
Vertical



No.	Freq. MHz	Reading Level dBuV/m	Correct Factor dB	Measure ment dBuV/m	Limit dBuV/m	Margin dB	Detector	Comment
1	11399.2300	29.25	16.70	45.95	54.00	-8.05	AVG	
2	11401.2900	40.85	16.70	57.55	68.30	-10.75	Peak	

Orthogonal Axis :	X
Test Mode :	UNII-2C/ TX AC20 Mode 5700MHz

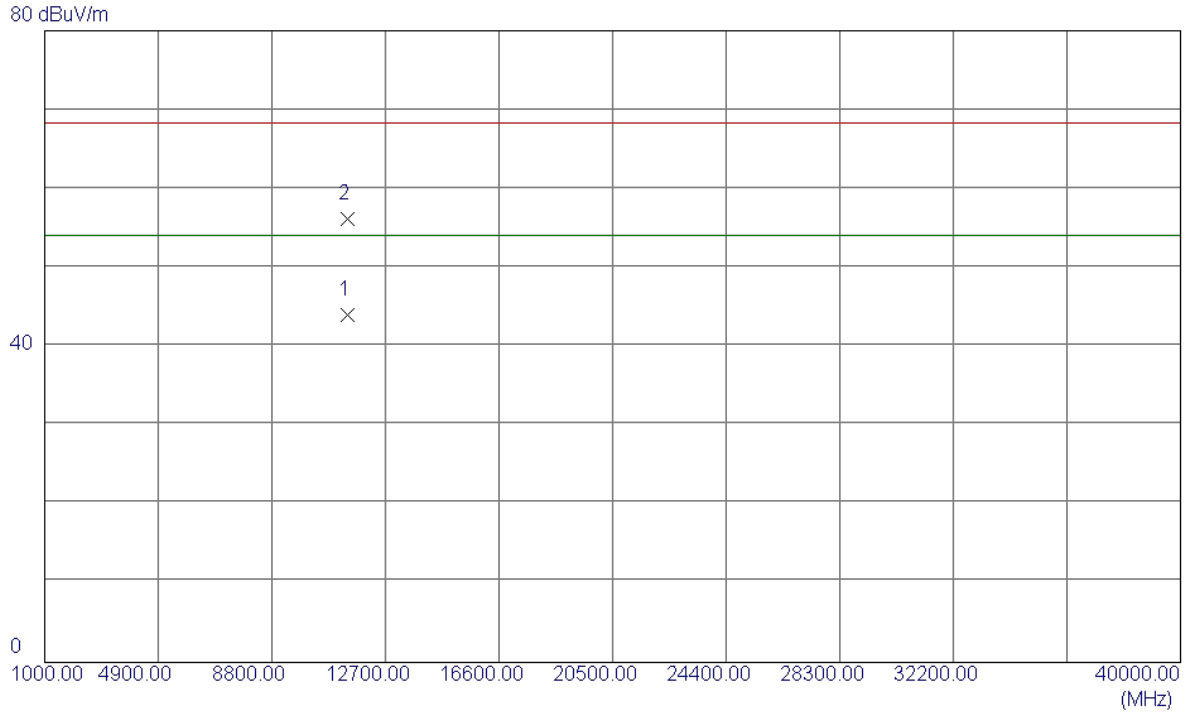
Horizontal



No.	Freq. MHz	Reading Level dBuV/m	Correct Factor dB	Measure ment dBuV/m	Limit dBuV/m	Margin dB	Detector	Comment
1	5693.4000	42.80	40.43	83.23	54.00	29.23	AVG	No Limit
2	5725.0000	-0.63	40.59	39.96	54.00	-14.04	AVG	
3	5725.0000	8.23	40.59	48.82	68.30	-19.48	Peak	
4	5696.5000	58.20	40.45	98.65	68.30	30.35	Peak	No Limit

Orthogonal Axis :	X
Test Mode :	UNII-2C/ TX AC20 Mode 5700MHz

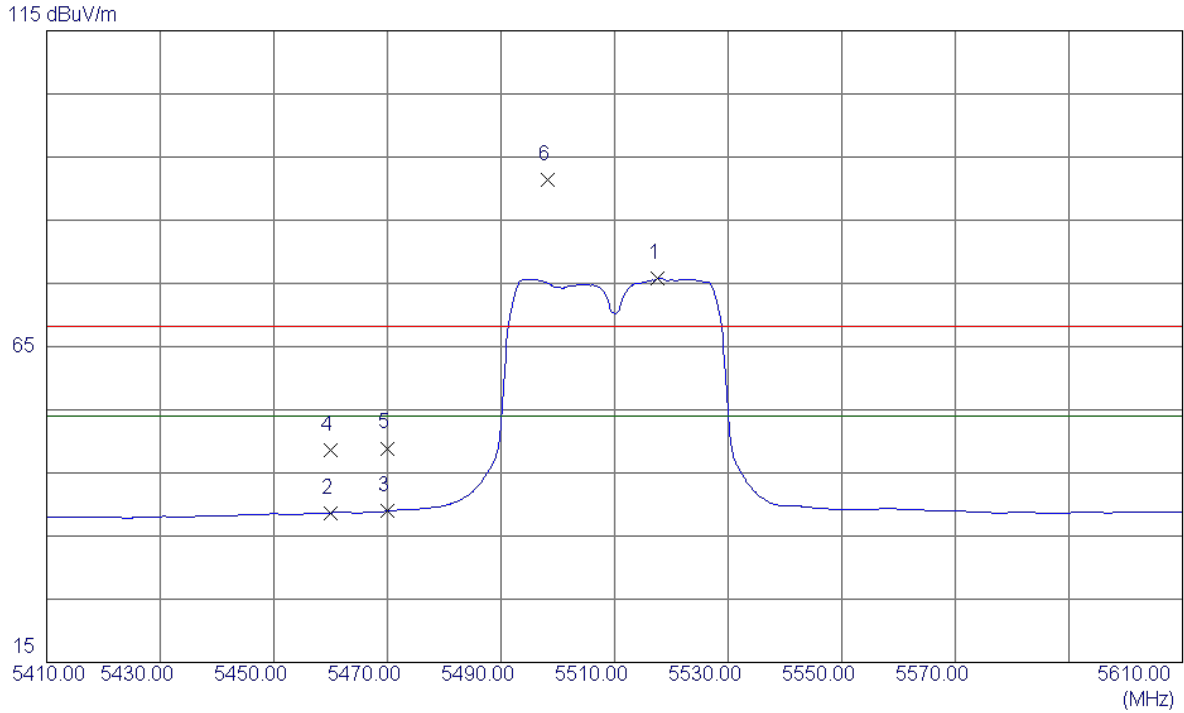
Horizontal



No.	Freq. MHz	Reading Level dBuV/m	Correct Factor dB	Measure ment dBuV/m	Limit dBuV/m	Margin dB	Detector	Comment
1	11400.4500	27.26	16.70	43.96	54.00	-10.04	AVG	
2	11401.7500	39.47	16.70	56.17	68.30	-12.13	Peak	

Orthogonal Axis :	X
Test Mode :	UNII-2C/ TX AC40 Mode 5510MHz

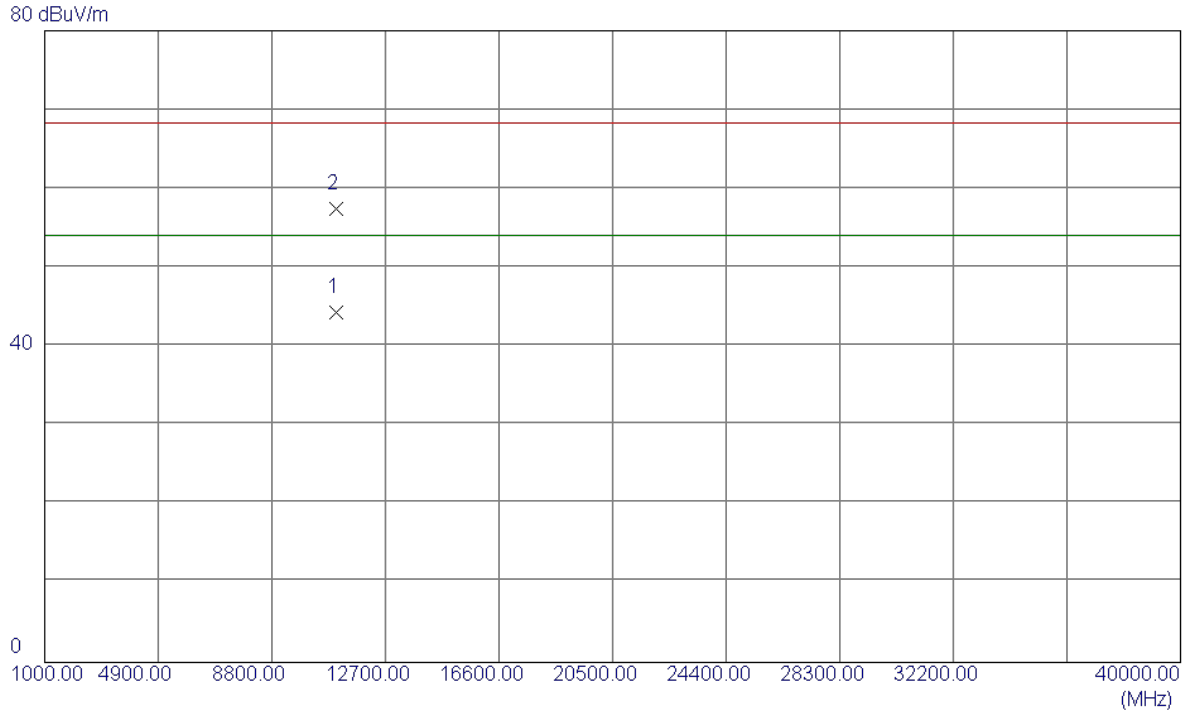
Vertical



No.	Freq. MHz	Reading Level dBuV/m	Correct Factor dB	Measure ment dBuV/m	Limit dBuV/m	Margin dB	Detector	Comment
1	5517.6000	36.20	39.53	75.73	54.00	21.73	AVG	No Limit
2	5460.0000	-0.58	39.26	38.68	54.00	-15.32	AVG	
3	5470.0000	-0.36	39.31	38.95	54.00	-15.05	AVG	
4	5460.0000	9.38	39.26	48.64	68.30	-19.66	Peak	
5	5470.0000	9.59	39.31	48.90	68.30	-19.40	Peak	
6	5498.2000	52.02	39.43	91.45	68.30	23.15	Peak	No Limit

Orthogonal Axis :	X
Test Mode :	UNII-2C/ TX AC40 Mode 5510MHz

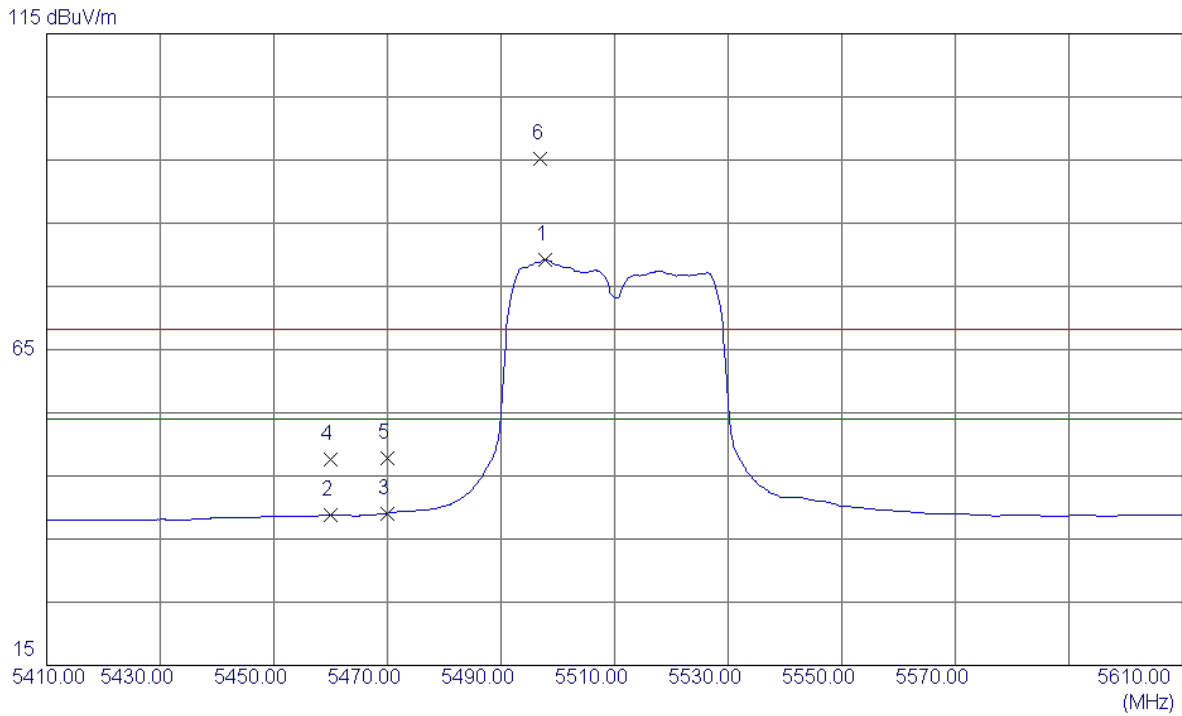
Vertical



No.	Freq. MHz	Reading Level dBuV/m	Correct Factor dB	Measure ment dBuV/m	Limit dBuV/m	Margin dB	Detector	Comment
1	11020.3200	28.48	15.80	44.28	54.00	-9.72	AVG	
2	11021.5500	41.57	15.80	57.37	68.30	-10.93	Peak	

Orthogonal Axis :	X
Test Mode :	UNII-2C/ TX AC40 Mode 5510MHz

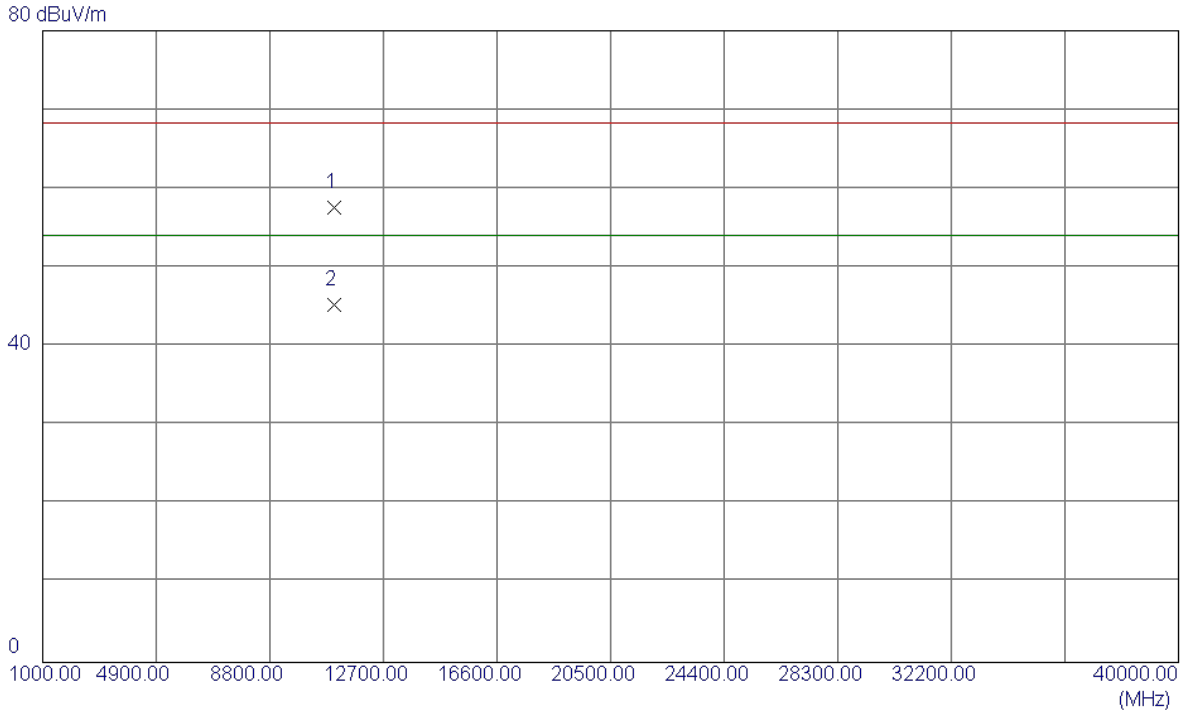
Horizontal



No.	Freq. MHz	Reading Level dBuV/m	Correct Factor dB	Measure ment dBuV/m	Limit dBuV/m	Margin dB	Detector	Comment
1	5497.8000	39.75	39.43	79.18	54.00	25.18	AVG	No Limit
2	5460.0000	-0.51	39.26	38.75	54.00	-15.25	AVG	
3	5470.0000	-0.23	39.31	39.08	54.00	-14.92	AVG	
4	5460.0000	8.37	39.26	47.63	68.30	-20.67	Peak	
5	5470.0000	8.40	39.31	47.71	68.30	-20.59	Peak	
6	5497.0000	55.78	39.43	95.21	68.30	26.91	Peak	No Limit

Orthogonal Axis :	X
Test Mode :	UNII-2C/ TX AC40 Mode 5510MHz

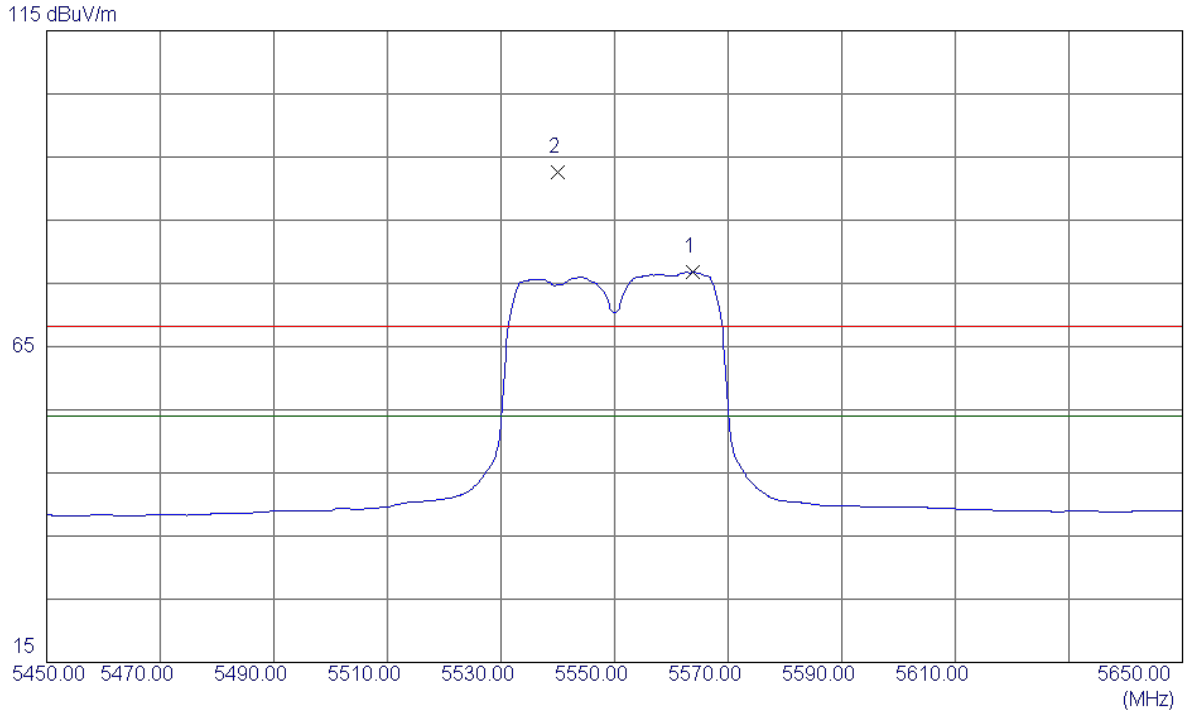
Horizontal



No.	Freq. MHz	Reading Level dBuV/m	Correct Factor dB	Measure ment dBuV/m	Limit dBuV/m	Margin dB	Detector	Comment
1	11020.4700	41.87	15.80	57.67	68.30	-10.63	Peak	
2	11021.0199	29.45	15.80	45.25	54.00	-8.75	AVG	

Orthogonal Axis :	X
Test Mode :	UNII-2C/ TX AC40 Mode 5550MHz

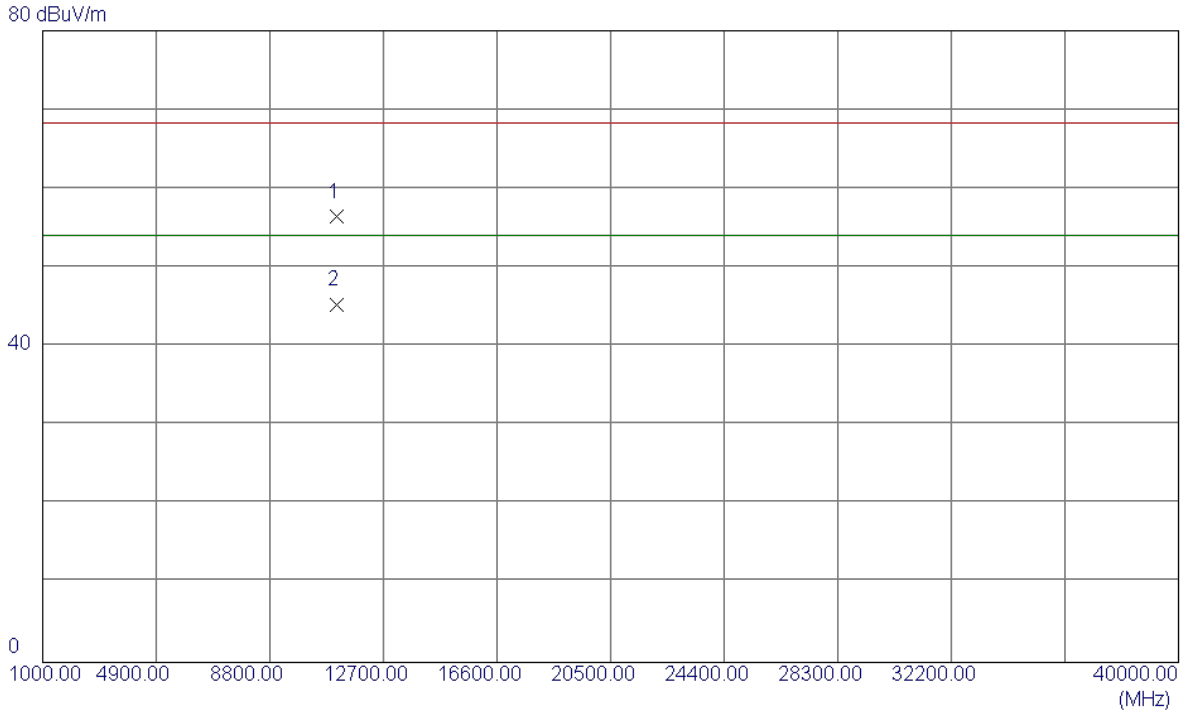
Vertical



No.	Freq.	Reading Level	Correct Factor	Measurement	Limit	Margin	Detector	Comment
	MHz	dBuV/m	dB	dBuV/m	dBuV/m	dB		
1	5563.8000	37.00	39.77	76.77	54.00	22.77	AVG	No Limit
2	5540.0000	52.92	39.64	92.56	68.30	24.26	Peak	No Limit

Orthogonal Axis :	X
Test Mode :	UNII-2C/ TX AC40 Mode 5550MHz

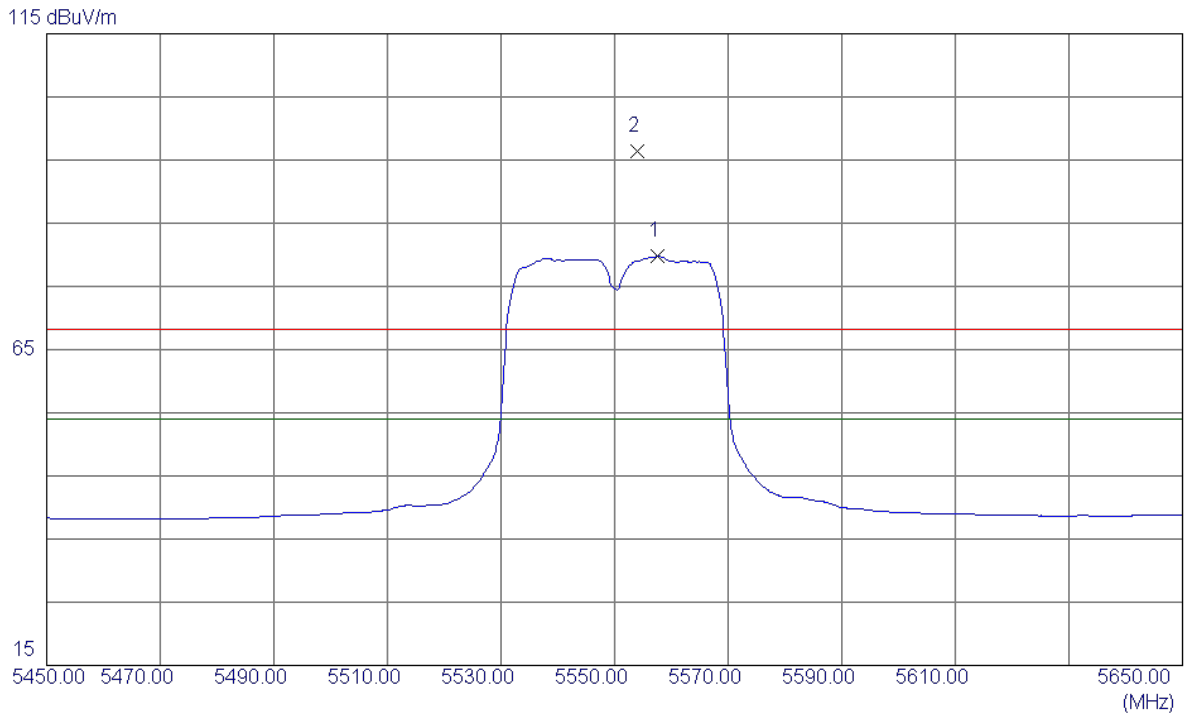
Vertical



No.	Freq. MHz	Reading Level dBuV/m	Correct Factor dB	Measure ment dBuV/m	Limit dBuV/m	Margin dB	Detector	Comment
1	11100.5800	40.41	15.99	56.40	68.30	-11.90	Peak	
2	11101.0199	29.25	15.99	45.24	54.00	-8.76	AVG	

Orthogonal Axis :	X
Test Mode :	UNII-2C/ TX AC40 Mode 5550MHz

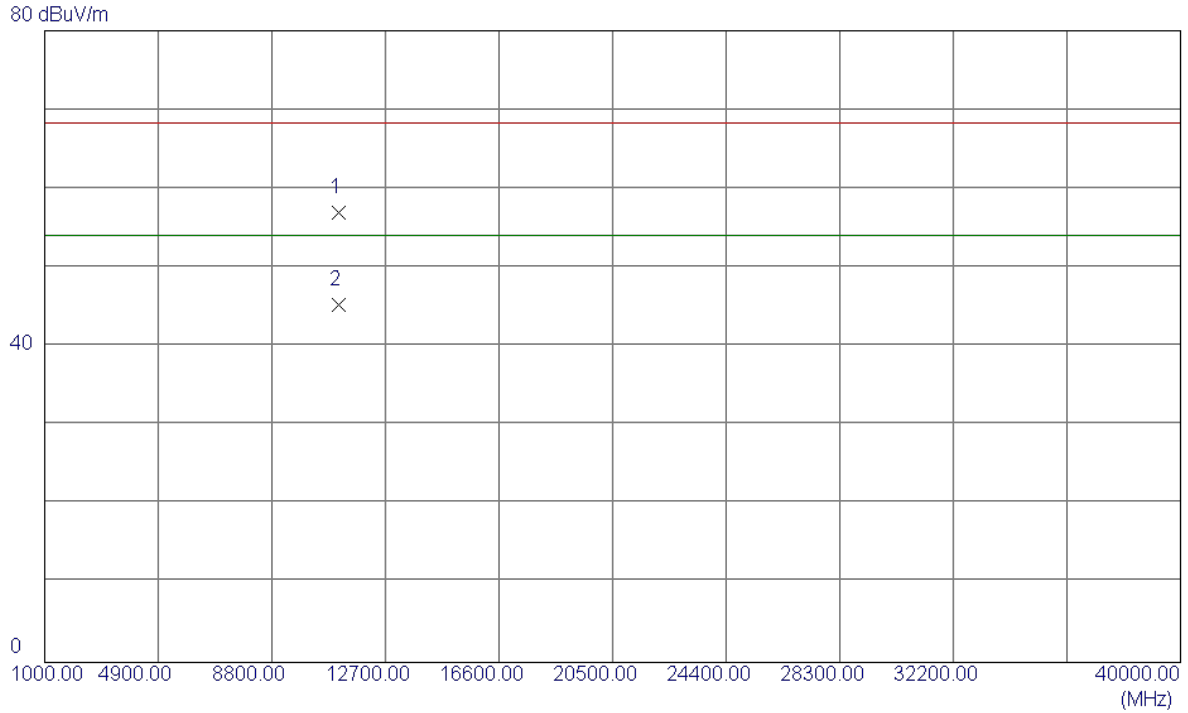
Horizontal



No.	Freq. MHz	Reading Level dBuV/m	Correct Factor dB	Measure ment dBuV/m	Limit dBuV/m	Margin dB	Detector	Comment
1	5557.6000	40.07	39.73	79.80	54.00	25.80	AVG	No Limit
2	5554.0000	56.59	39.72	96.31	68.30	28.01	Peak	No Limit

Orthogonal Axis :	X
Test Mode :	UNII-2C/ TX AC40 Mode 5550MHz

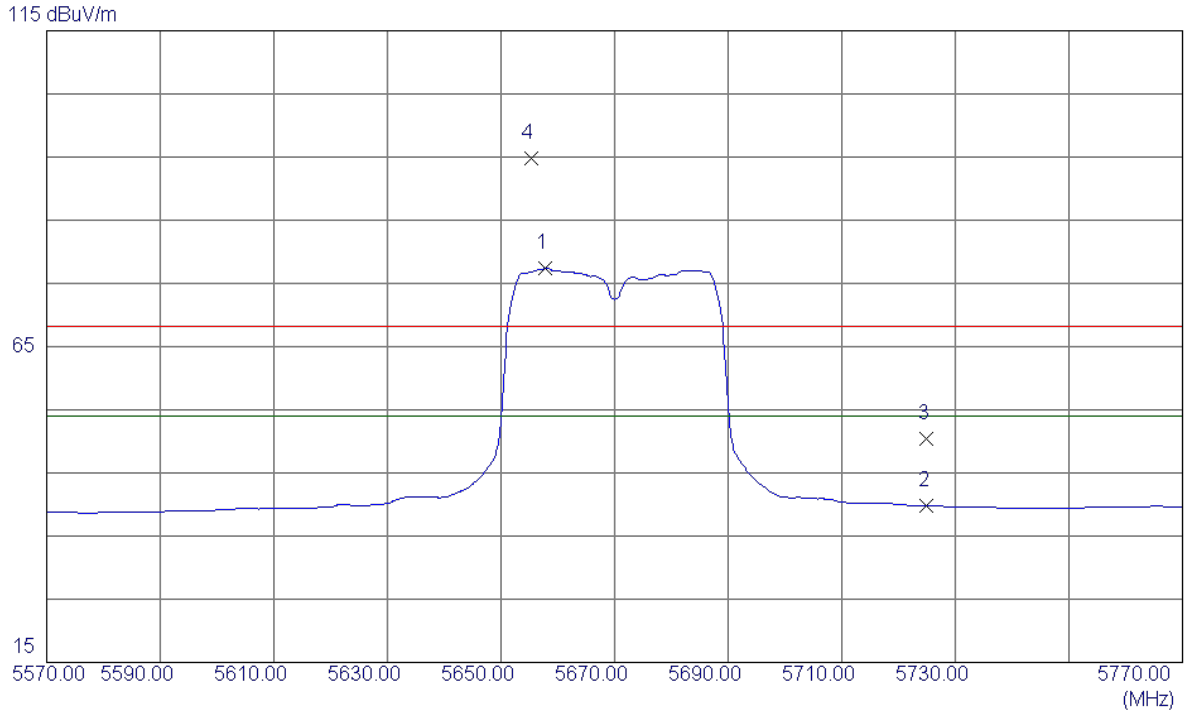
Horizontal



No.	Freq. MHz	Reading Level dBuV/m	Correct Factor dB	Measure ment dBuV/m	Limit dBuV/m	Margin dB	Detector	Comment
1	11100.4400	40.99	15.99	56.98	68.30	-11.32	Peak	
2	11101.1800	29.28	15.99	45.27	54.00	-8.73	AVG	

Orthogonal Axis :	X
Test Mode :	UNII-2C/ TX AC40 Mode 5670MHz

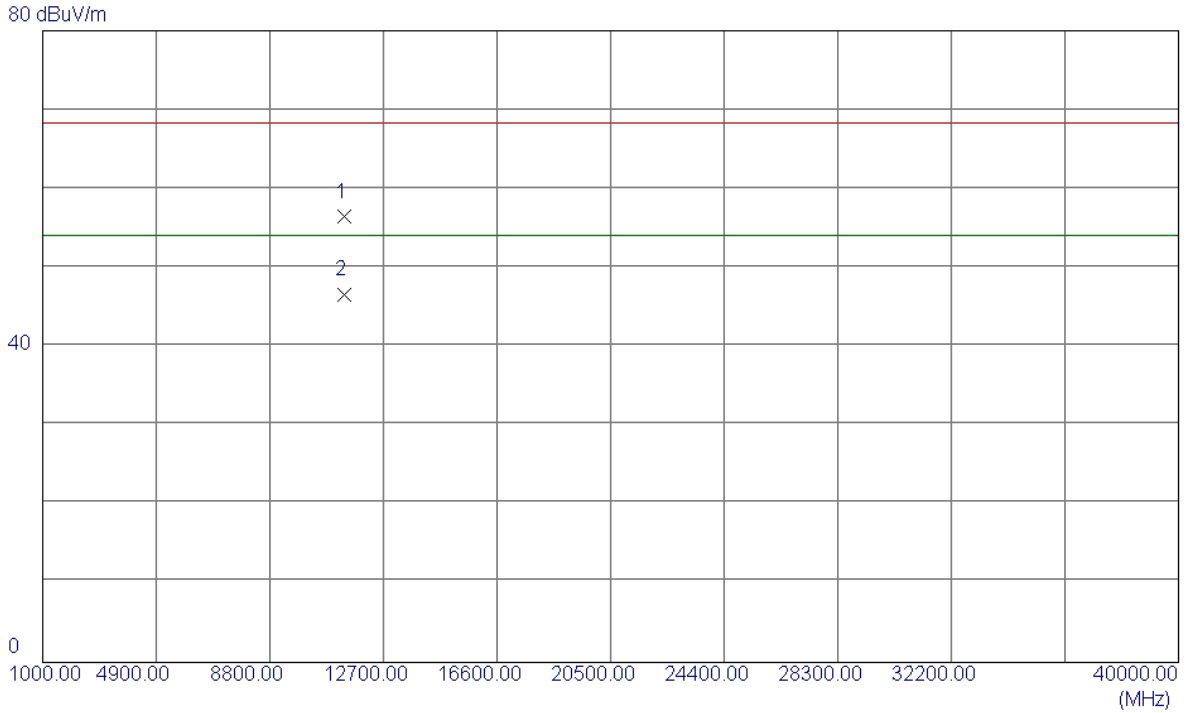
Vertical



No.	Freq. MHz	Reading Level dBuV/m	Correct Factor dB	Measure ment dBuV/m	Limit dBuV/m	Margin dB	Detector	Comment
1	5657.8000	37.13	40.25	77.38	54.00	23.38	AVG	No Limit
2	5725.0000	-0.77	40.59	39.82	54.00	-14.18	AVG	
3	5725.0000	9.87	40.59	50.46	68.30	-17.84	Peak	
4	5655.4000	54.50	40.24	94.74	68.30	26.44	Peak	No Limit

Orthogonal Axis :	X
Test Mode :	UNII-2C/ TX AC40 Mode 5670MHz

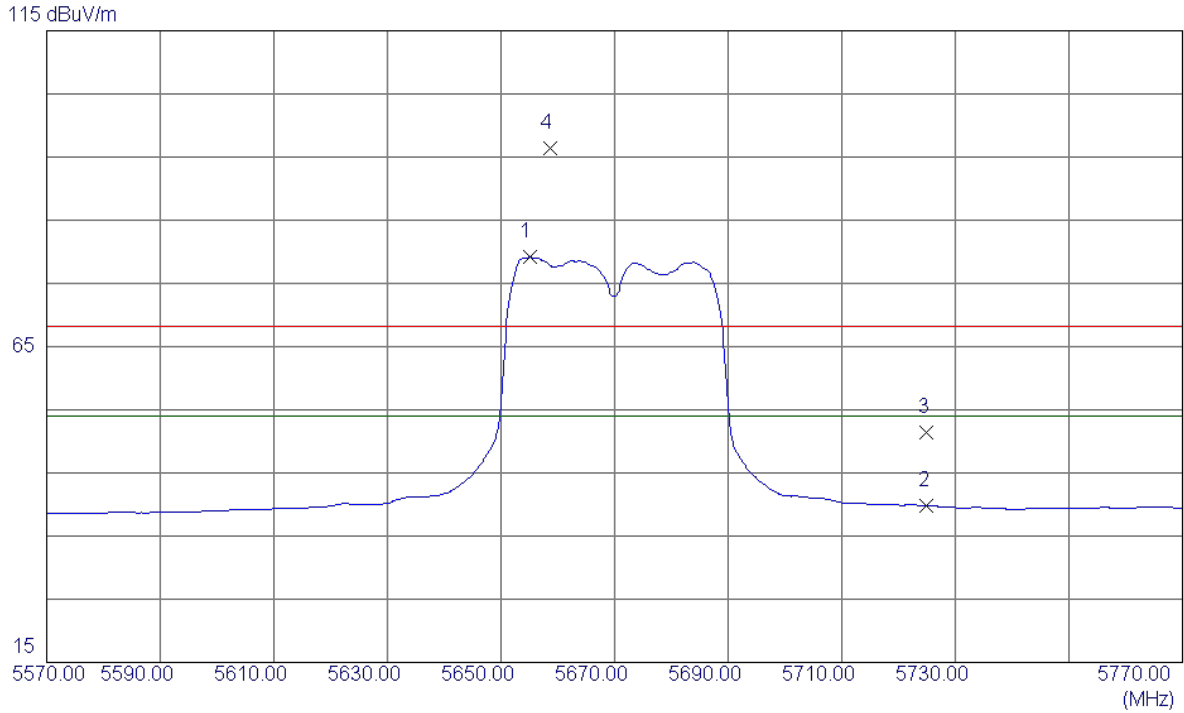
Vertical



No.	Freq. MHz	Reading Level dBuV/m	Correct Factor dB	Measure ment dBuV/m	Limit dBuV/m	Margin dB	Detector	Comment
1	11340.4700	39.84	16.56	56.40	68.30	-11.90	Peak	
2	11341.2500	29.93	16.56	46.49	54.00	-7.51	AVG	

Orthogonal Axis :	X
Test Mode :	UNII-2C/ TX AC40 Mode 5670MHz

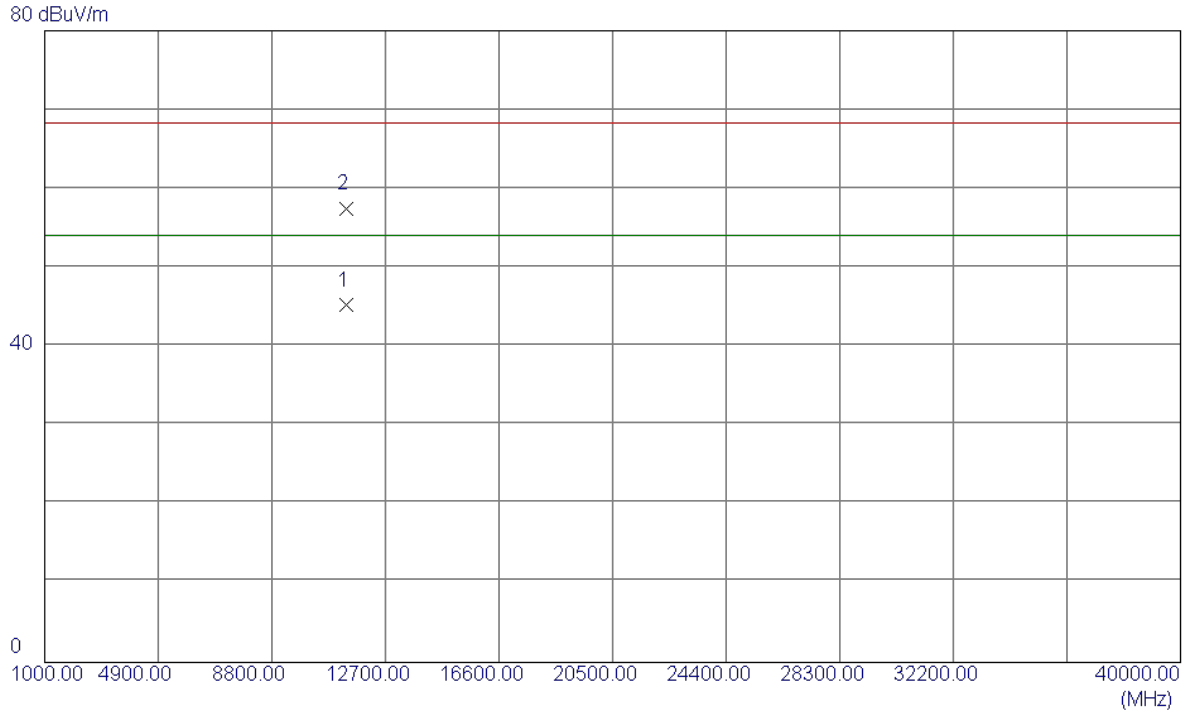
Horizontal



No.	Freq. MHz	Reading Level dBuV/m	Correct Factor dB	Measure ment dBuV/m	Limit dBuV/m	Margin dB	Detector	Comment
1	5655.0000	38.92	40.23	79.15	54.00	25.15	AVG	No Limit
2	5725.0000	-0.76	40.59	39.83	54.00	-14.17	AVG	
3	5725.0000	10.76	40.59	51.35	68.30	-16.95	Peak	
4	5658.6000	56.08	40.25	96.33	68.30	28.03	Peak	No Limit

Orthogonal Axis :	X
Test Mode :	UNII-2C/ TX AC40 Mode 5670MHz

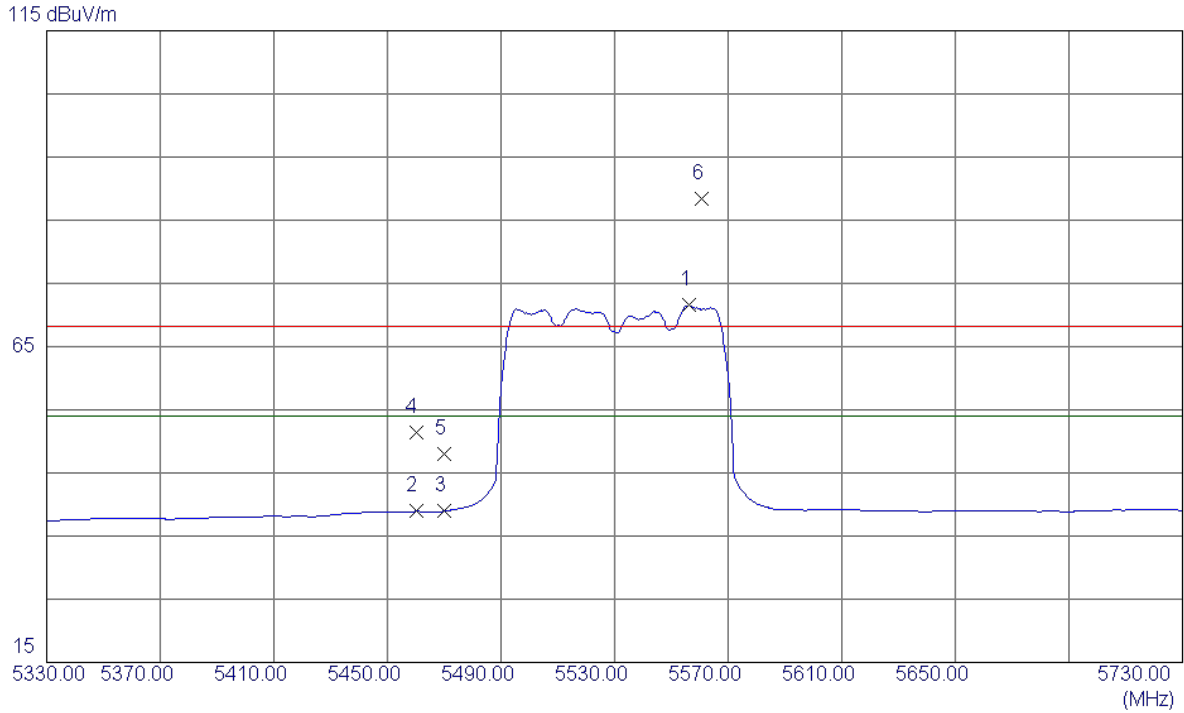
Horizontal



No.	Freq. MHz	Reading Level dBuV/m	Correct Factor dB	Measure ment dBuV/m	Limit dBuV/m	Margin dB	Detector	Comment
1	11339.5000	28.65	16.55	45.20	54.00	-8.80	AVG	
2	11341.1100	40.88	16.56	57.44	68.30	-10.86	Peak	

Orthogonal Axis :	X
Test Mode :	UNII-2C/ TX AC80 Mode 5530MHz

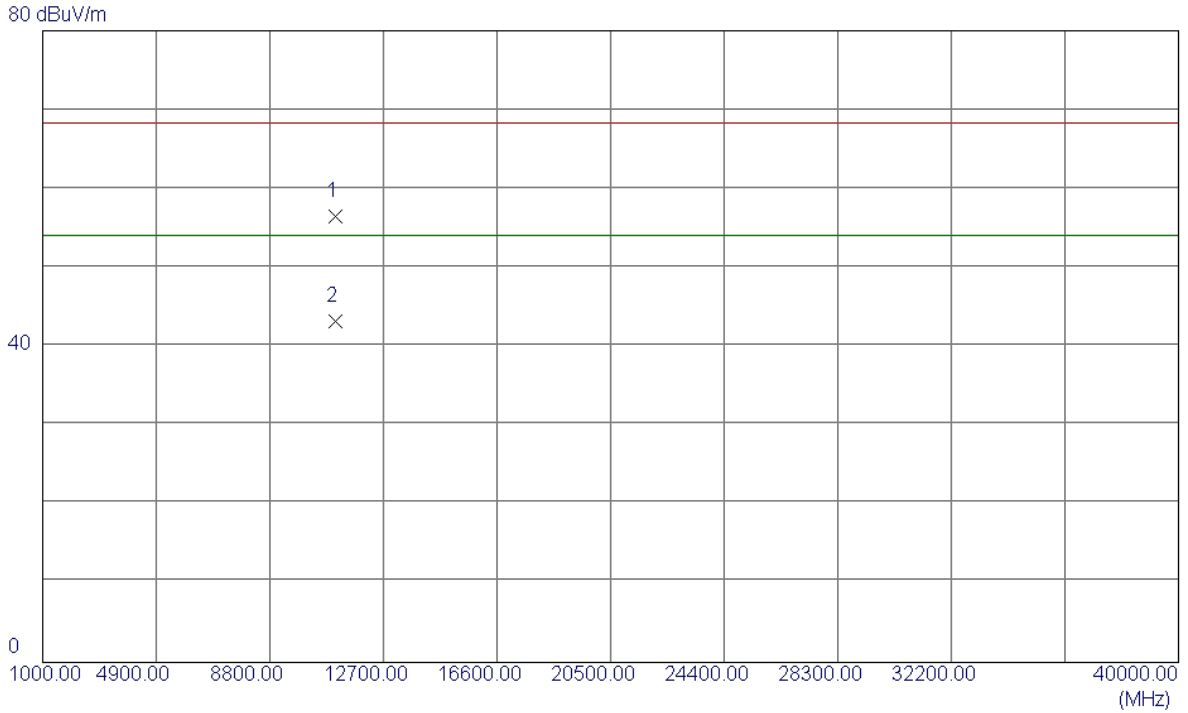
Vertical



No.	Freq. MHz	Reading Level dBuV/m	Correct Factor dB	Measure ment dBuV/m	Limit dBuV/m	Margin dB	Detector	Comment
1	5556.4000	31.80	39.73	71.53	54.00	17.53	AVG	No Limit
2	5460.0000	-0.34	39.26	38.92	54.00	-15.08	AVG	
3	5470.0000	-0.35	39.31	38.96	54.00	-15.04	AVG	
4	5460.0000	12.11	39.26	51.37	68.30	-16.93	Peak	
5	5470.0000	8.67	39.31	47.98	68.30	-20.32	Peak	
6	5560.8000	48.68	39.75	88.43	68.30	20.13	Peak	No Limit

Orthogonal Axis :	X
Test Mode :	UNII-2C/ TX AC80 Mode 5530MHz

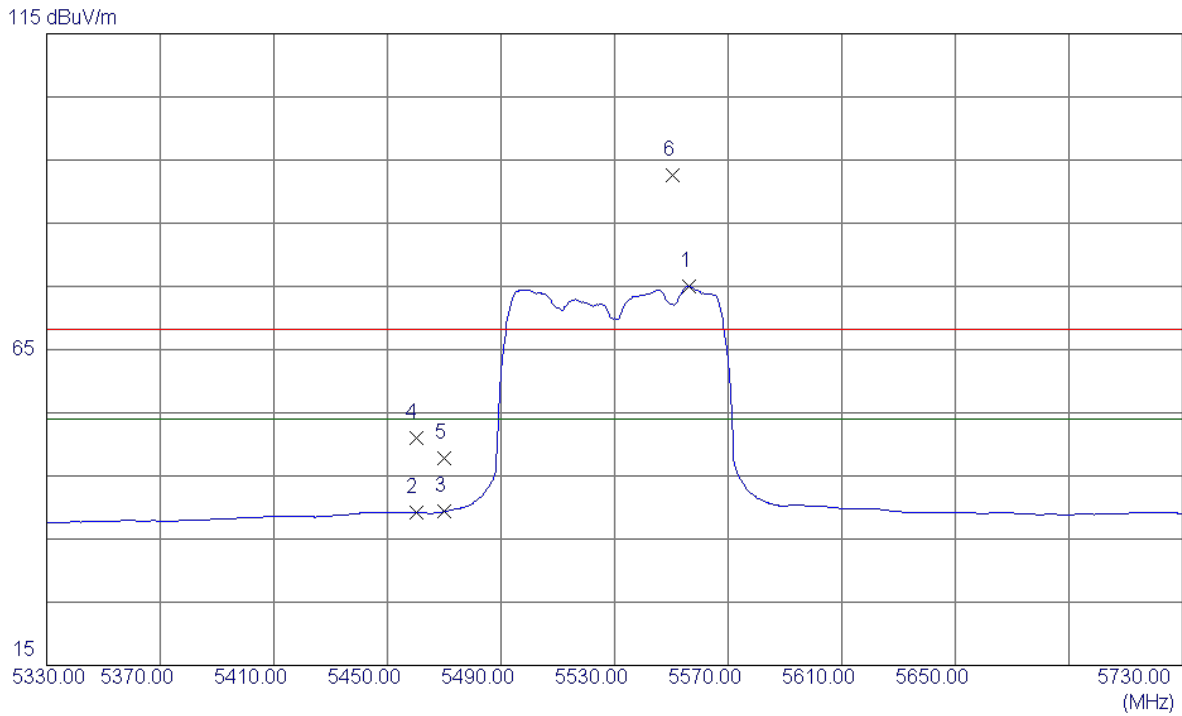
Vertical



No.	Freq. MHz	Reading Level dBuV/m	Correct Factor dB	Measure ment dBuV/m	Limit dBuV/m	Margin dB	Detector	Comment
1	11059.7400	40.56	15.89	56.45	68.30	-11.85	Peak	
2	11060.3600	27.25	15.89	43.14	54.00	-10.86	AVG	

Orthogonal Axis :	X
Test Mode :	UNII-2C/ TX AC80 Mode 5530MHz

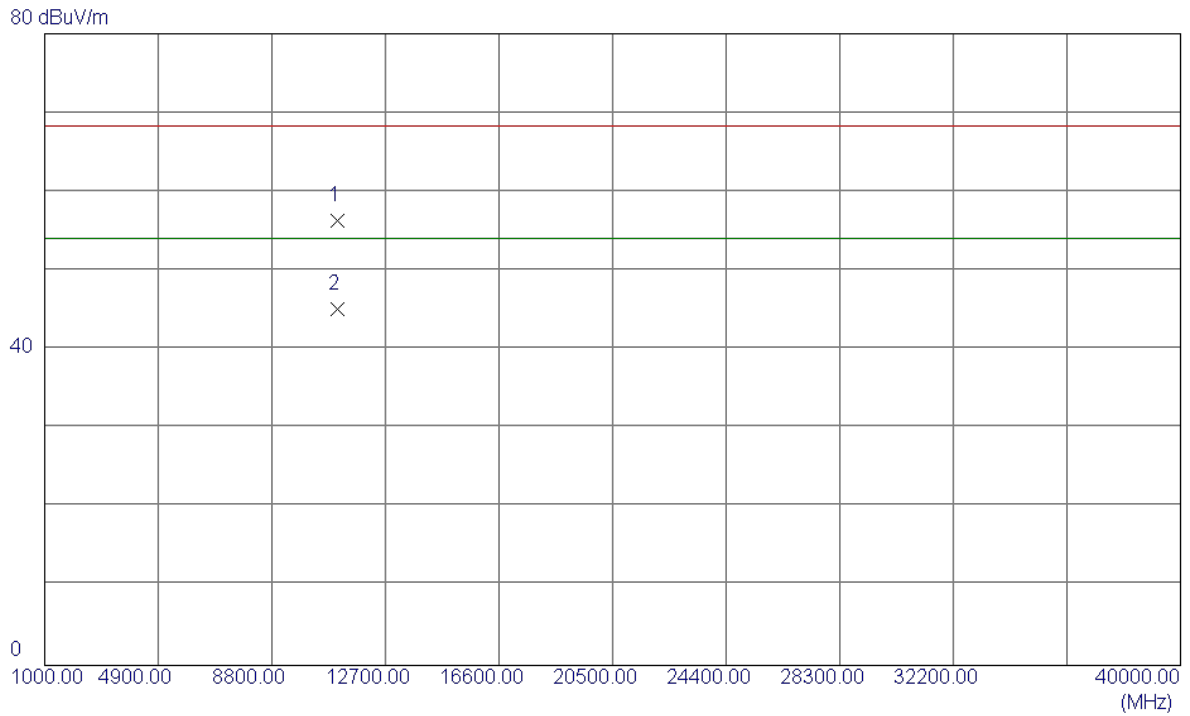
Horizontal



No.	Freq. MHz	Reading Level dBuV/m	Correct Factor dB	Measure ment dBuV/m	Limit dBuV/m	Margin dB	Detector	Comment
1	5556.4000	35.27	39.73	75.00	54.00	21.00	AVG	No Limit
2	5460.0000	-0.04	39.26	39.22	54.00	-14.78	AVG	
3	5470.0000	0.06	39.31	39.37	54.00	-14.63	AVG	
4	5460.0000	11.82	39.26	51.08	68.30	-17.22	Peak	
5	5470.0000	8.53	39.31	47.84	68.30	-20.46	Peak	
6	5550.4000	52.81	39.70	92.51	68.30	24.21	Peak	No Limit

Orthogonal Axis :	X
Test Mode :	UNII-2C/ TX AC80 Mode 5530MHz

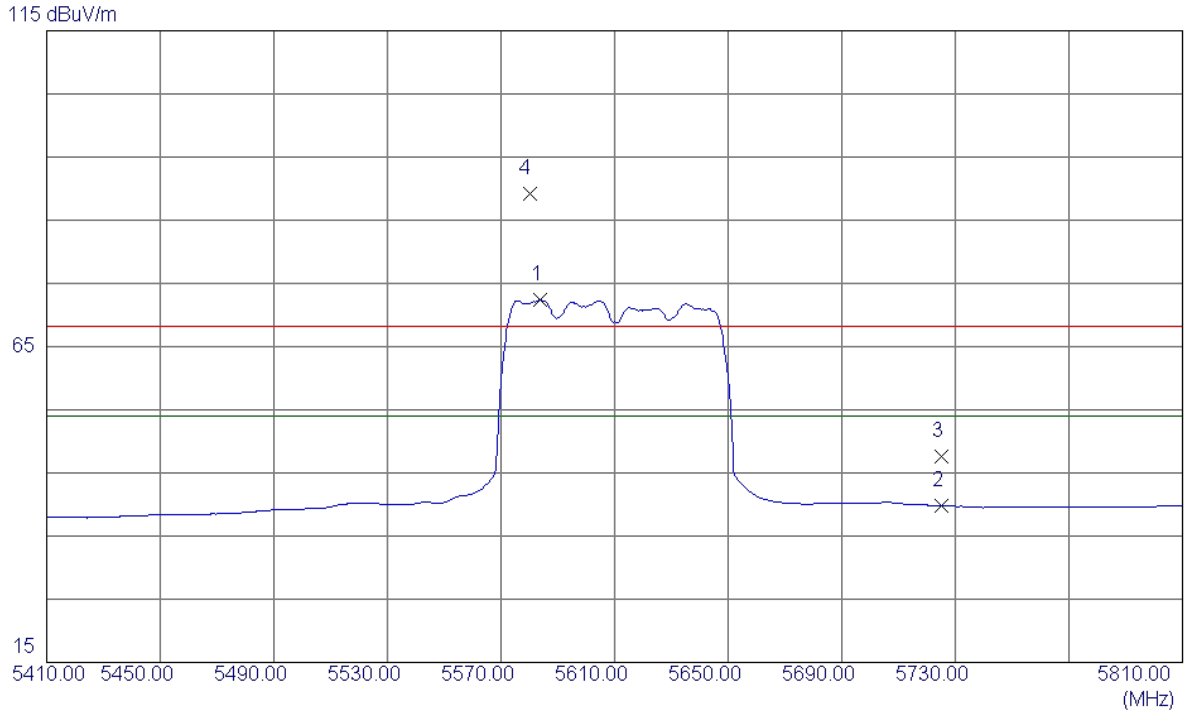
Horizontal



No.	Freq. MHz	Reading Level dBuV/m	Correct Factor dB	Measure ment dBuV/m	Limit dBuV/m	Margin dB	Detector	Comment
1	11060.2800	40.48	15.89	56.37	68.30	-11.93	Peak	
2	11061.6800	29.21	15.90	45.11	54.00	-8.89	AVG	

Orthogonal Axis :	X
Test Mode :	UNII-2C/ TX AC80 Mode 5610MHz

Vertical

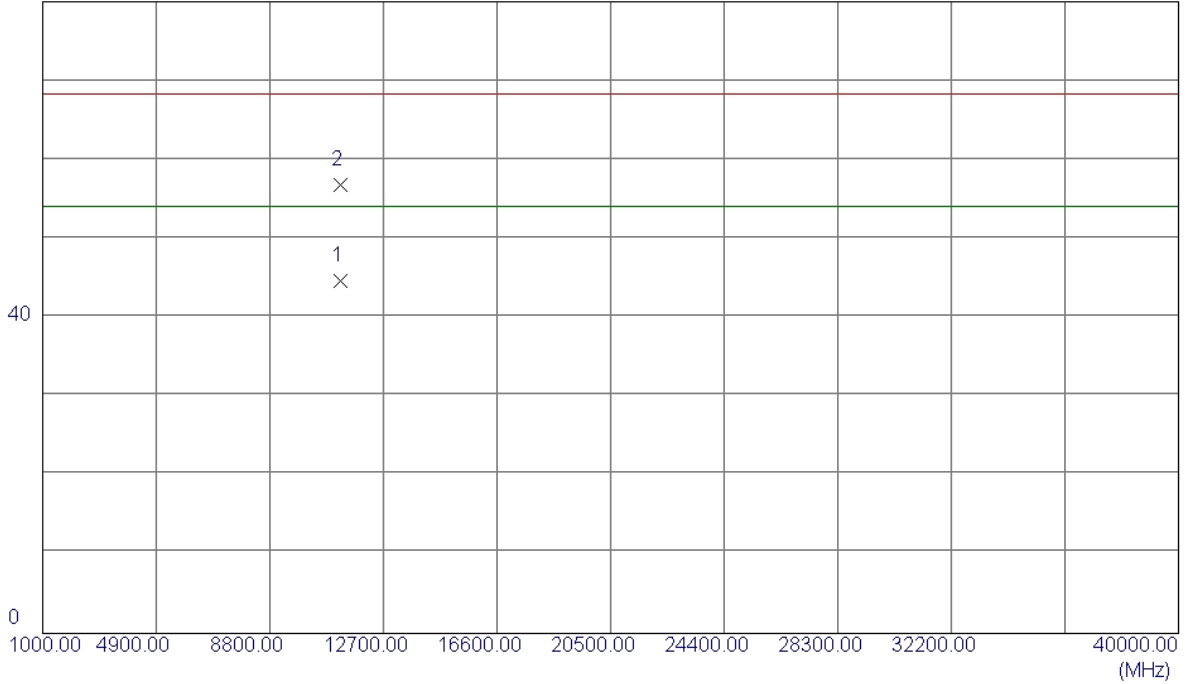


No.	Freq. MHz	Reading Level dBuV/m	Correct Factor dB	Measure ment dBuV/m	Limit dBuV/m	Margin dB	Detector	Comment
1	5583.6000	32.60	39.87	72.47	54.00	18.47	AVG	No Limit
2	5725.0000	-0.76	40.59	39.83	54.00	-14.17	AVG	
3	5725.0000	6.97	40.59	47.56	68.30	-20.74	Peak	
4	5580.0000	49.33	39.85	89.18	68.30	20.88	Peak	No Limit

Orthogonal Axis :	X
Test Mode :	UNII-2C/ TX AC80 Mode 5610MHz

Vertical

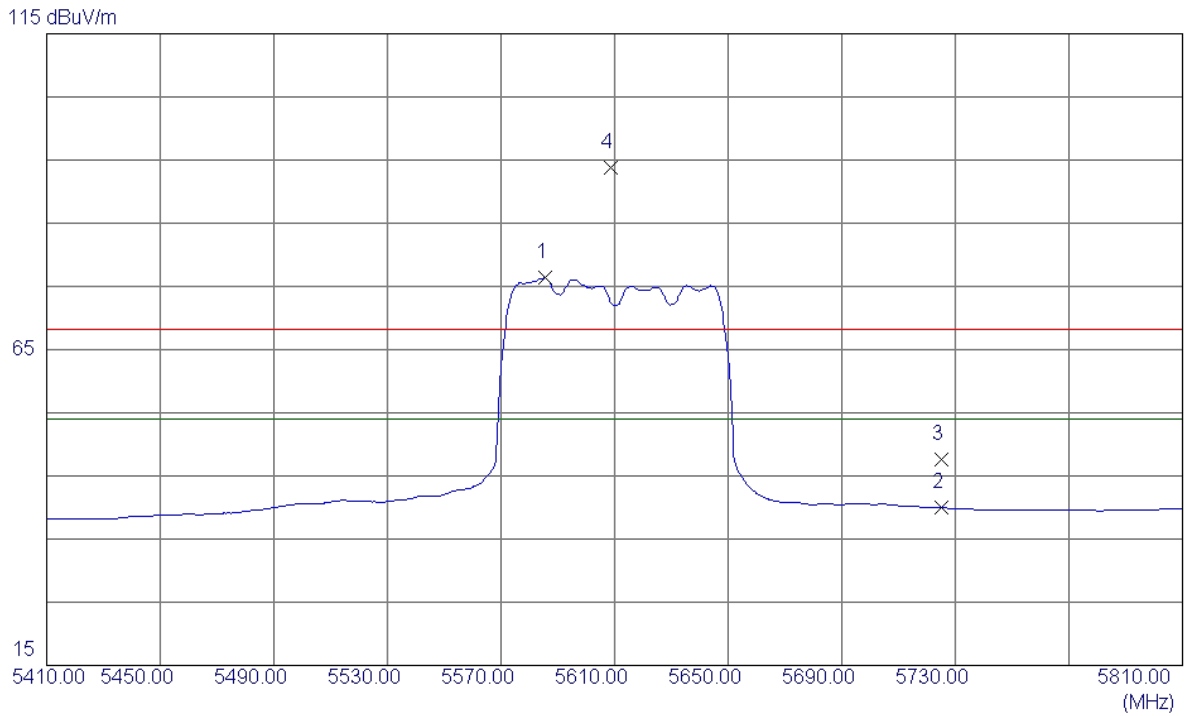
80 dBuV/m



No.	Freq. MHz	Reading Level dBuV/m	Correct Factor dB	Measure ment dBuV/m	Limit dBuV/m	Margin dB	Detector	Comment
1	11220.4500	28.36	16.27	44.63	54.00	-9.37	AVG	
2	11221.3099	40.51	16.27	56.78	68.30	-11.52	Peak	

Orthogonal Axis :	X
Test Mode :	UNII-2C/ TX AC80 Mode 5610MHz

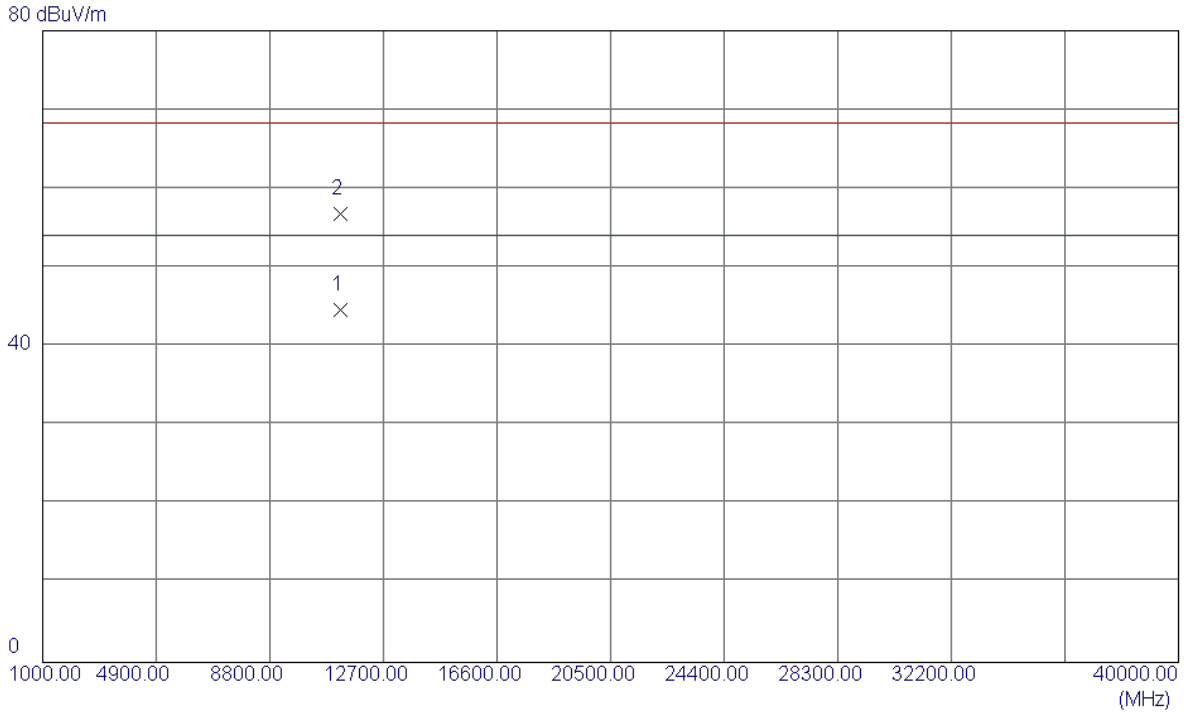
Horizontal



No.	Freq. MHz	Reading Level dBuV/m	Correct Factor dB	Measure ment dBuV/m	Limit dBuV/m	Margin dB	Detector	Comment
1	5585.6000	36.45	39.88	76.33	54.00	22.33	AVG	No Limit
2	5725.0000	-0.61	40.59	39.98	54.00	-14.02	AVG	
3	5725.0000	6.98	40.59	47.57	68.30	-20.73	Peak	
4	5608.8000	53.87	40.00	93.87	68.30	25.57	Peak	No Limit

Orthogonal Axis :	X
Test Mode :	UNII-2C/ TX AC80 Mode 5610MHz

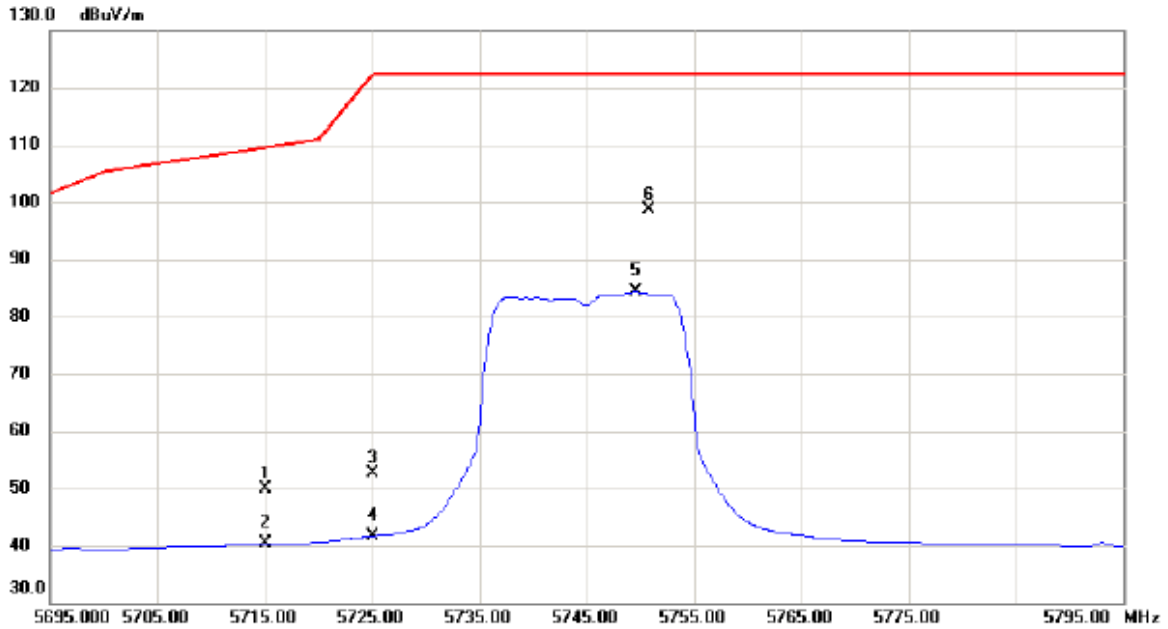
Horizontal



No.	Freq. MHz	Reading Level dBuV/m	Correct Factor dB	Measure ment dBuV/m	Limit dBuV/m	Margin dB	Detector	Comment
1	11220.2100	28.36	16.27	44.63	54.00	-9.37	AVG	
2	11221.3600	40.49	16.27	56.76	68.30	-11.54	Peak	

Orthogonal Axis:	X
Test Mode:	UNII-3/TX AC20 Mode 5745MHz

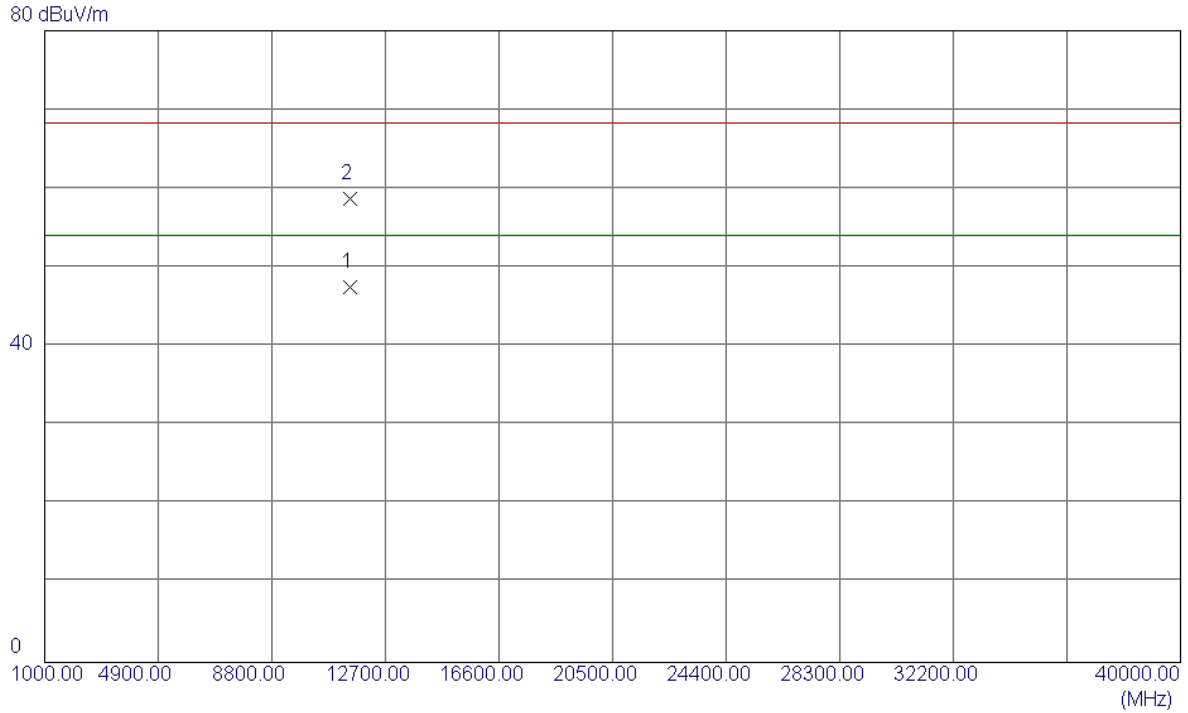
Vertical



No.	Mk.	Freq. MHz	Reading Level dBuV	Correct Factor dB	Measure- ment dBuV/m	Limit dBuV/m	Margin dB	Detector	Comment
1		5715.000	7.22	42.55	49.77	109.50	-59.73	peak	
2		5715.000	-2.28	42.55	40.27	109.50	-69.23	AVG	
3		5725.000	10.05	42.58	52.63	122.30	-69.67	peak	
4		5725.000	-0.92	42.58	41.66	122.30	-80.64	AVG	
5		5749.600	41.62	42.67	84.29	122.30	-38.01	AVG	
6	*	5750.800	56.05	42.67	98.72	122.30	-23.58	peak	

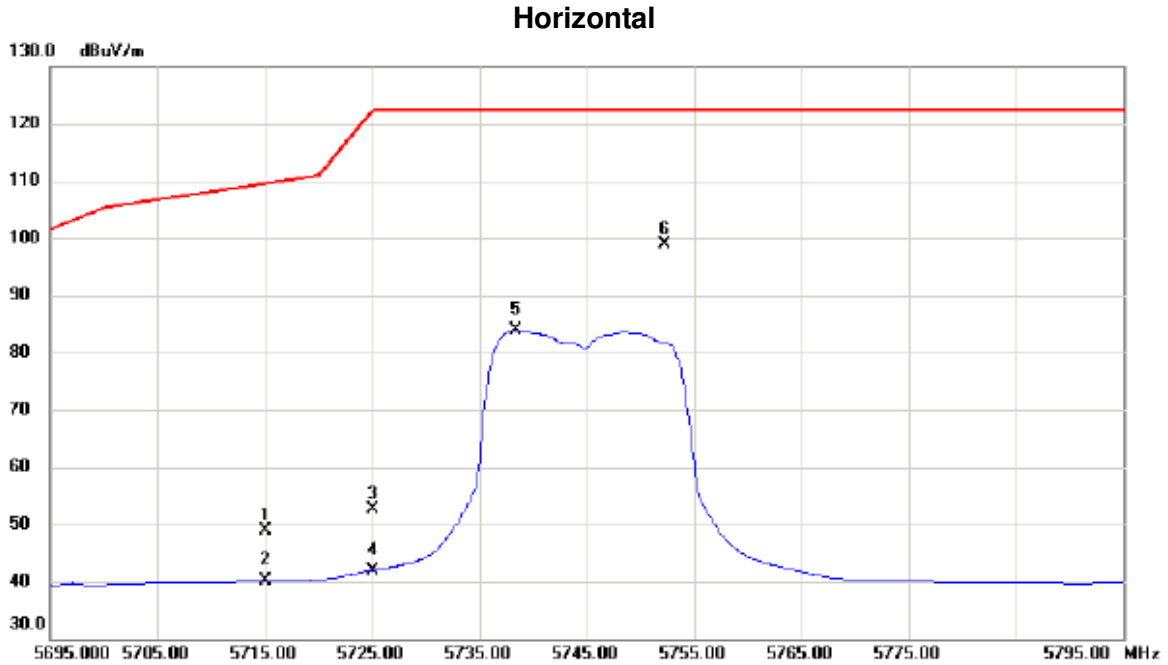
Orthogonal Axis:	X
Test Mode:	UNII-3/TX AC20 Mode 5745MHz

Vertical



No.	Freq. MHz	Reading Level dBuV/m	Correct Factor dB	Measure ment dBuV/m	Limit dBuV/m	Margin dB	Detector	Comment
1	11490.2500	30.58	16.91	47.49	54.00	-6.51	AVG	
2	11490.6900	41.87	16.91	58.78	68.30	-9.52	Peak	

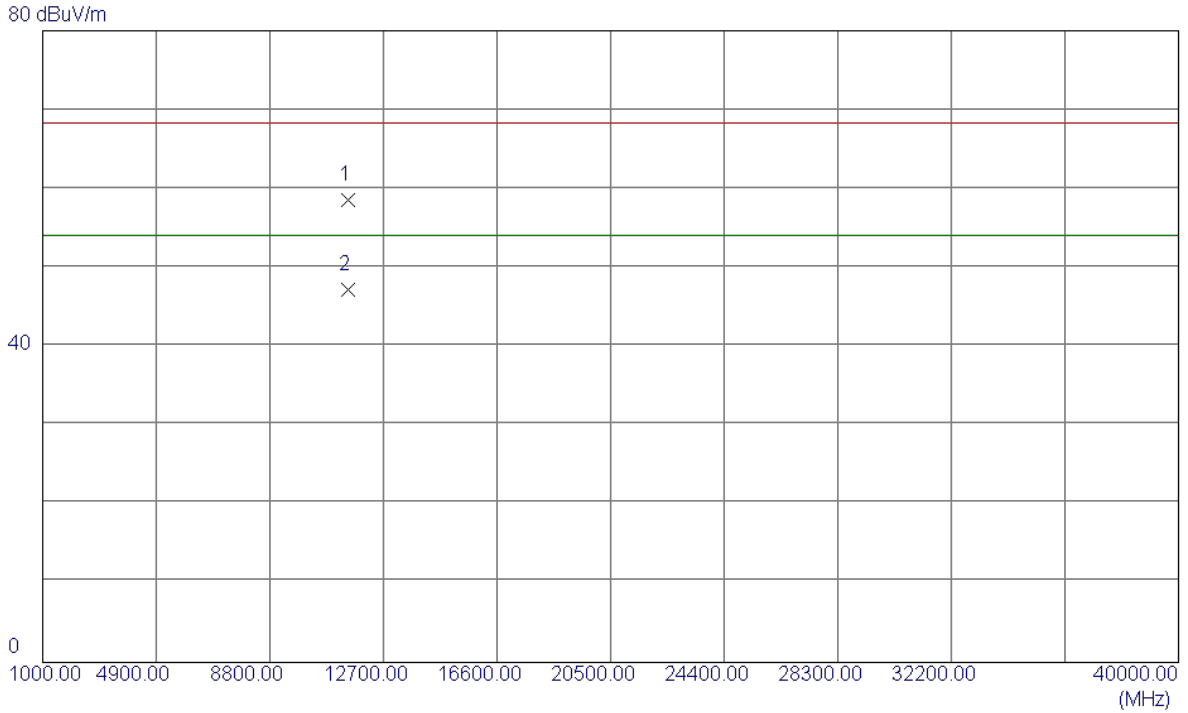
Orthogonal Axis:	X
Test Mode:	UNII-3/TX AC20 Mode 5745MHz



No.	Mk.	Freq. MHz	Reading Level dBuV	Correct Factor dB	Measure- ment dBuV/m	Limit dBuV/m	Margin dB	Detector	Comment
1		5715.000	6.32	42.55	48.87	109.50	-60.63	peak	
2		5715.000	-2.39	42.55	40.16	109.50	-69.34	AVG	
3		5725.000	10.03	42.58	52.61	122.30	-69.69	peak	
4		5725.000	-0.59	42.58	41.99	122.30	-80.31	AVG	
5		5738.400	41.29	42.63	83.92	122.30	-38.38	AVG	
6	*	5752.300	56.31	42.68	98.99	122.30	-23.31	peak	

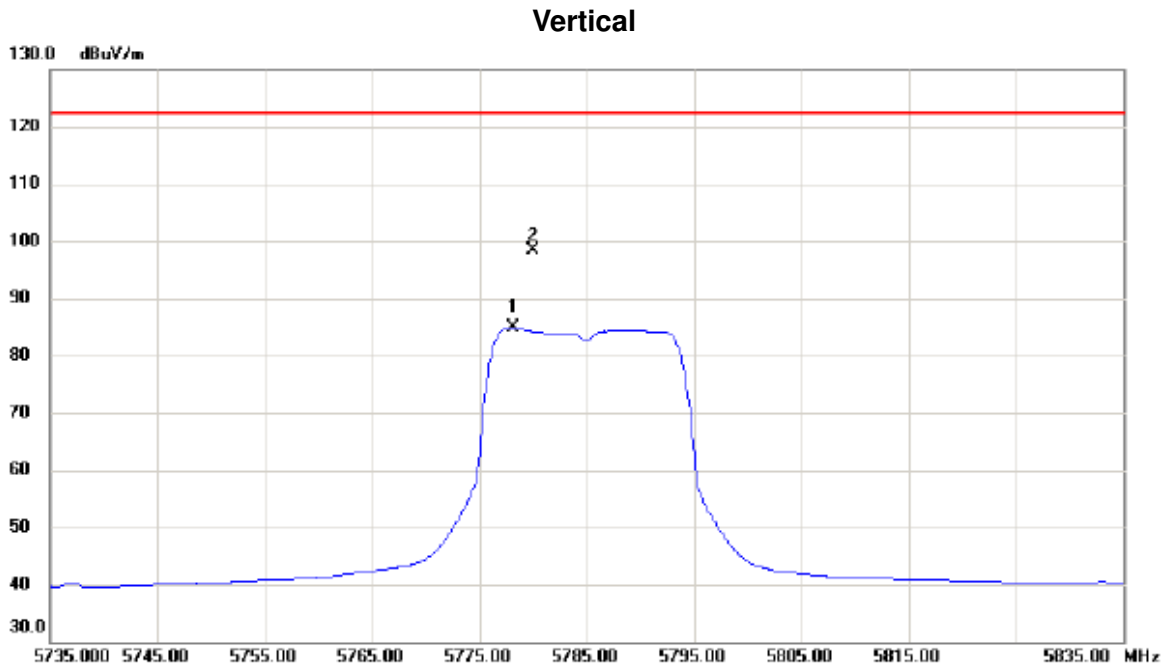
Orthogonal Axis:	X
Test Mode:	UNII-3/TX AC20 Mode 5745MHz

Horizontal



No.	Freq. MHz	Reading Level dBuV/m	Correct Factor dB	Measure ment dBuV/m	Limit dBuV/m	Margin dB	Detector	Comment
1	11489.5800	41.68	16.91	58.59	68.30	-9.71	Peak	
2	11490.2400	30.26	16.91	47.17	54.00	-6.83	AVG	

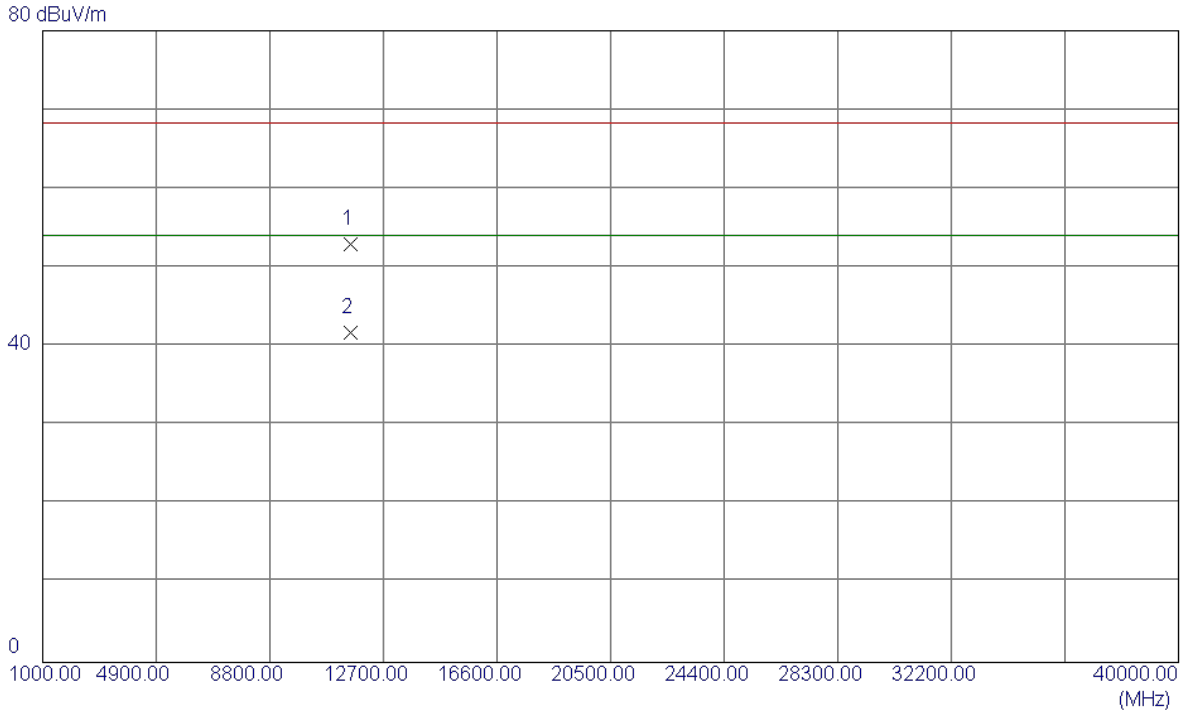
Orthogonal Axis:	X
Test Mode:	UNII-3/TX AC20 Mode 5785MHz



No.	Mk.	Freq. MHz	Reading Level dBuV	Correct Factor dB	Measure- ment dBuV/m	Limit dBuV/m	Margin dB	Detector	Comment
1		5778.100	42.07	42.77	84.84	122.30	-37.46	AVG	
2	*	5780.000	55.50	42.77	98.27	122.30	-24.03	peak	

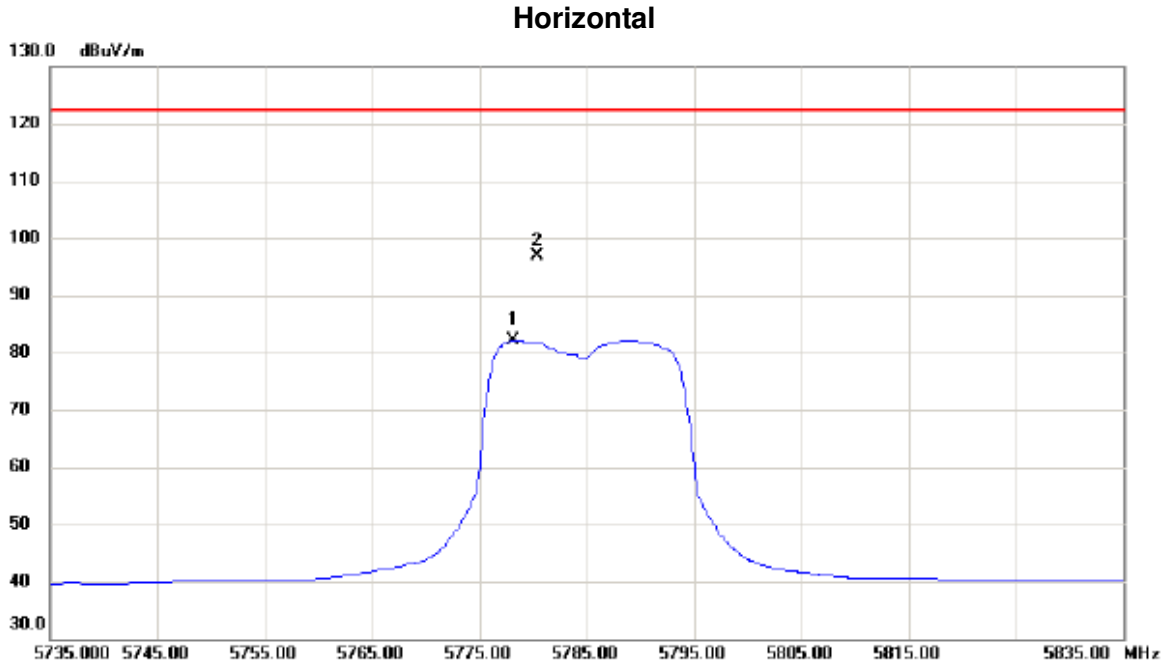
Orthogonal Axis:	X
Test Mode:	UNII-3/TX AC20 Mode 5785MHz

Vertical



No.	Freq. MHz	Reading Level dBuV/m	Correct Factor dB	Measure ment dBuV/m	Limit dBuV/m	Margin dB	Detector	Comment
1	11569.3600	35.98	17.05	53.03	68.30	-15.27	Peak	
2	11571.7500	24.74	17.05	41.79	54.00	-12.21	AVG	

Orthogonal Axis:	X
Test Mode:	UNII-3/TX AC20 Mode 5785MHz

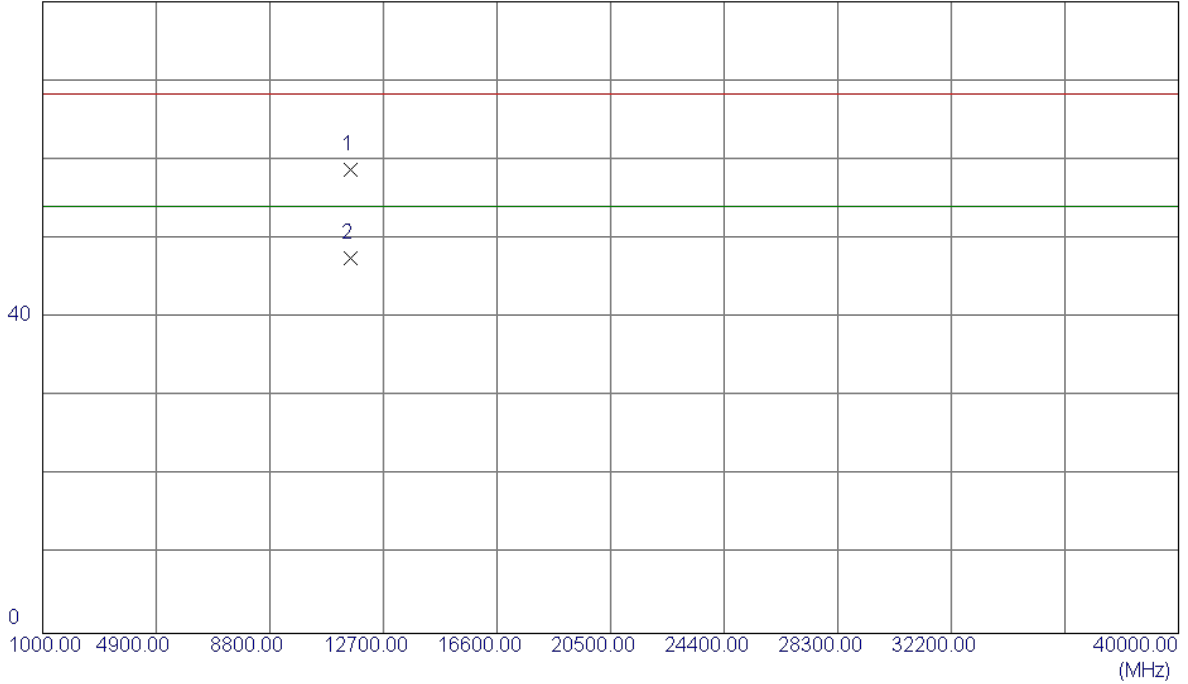


No.	Mk.	Freq.	Reading Level	Correct Factor	Measurement	Limit	Margin	Detector	Comment
		MHz	dBuV	dB	dBuV/m	dBuV/m	dB		
1		5778.200	39.39	42.77	82.16	122.30	-40.14	AVG	
2	*	5780.400	54.15	42.78	96.93	122.30	-25.37	peak	

Orthogonal Axis:	X
Test Mode:	UNII-3/TX AC20 Mode 5785MHz

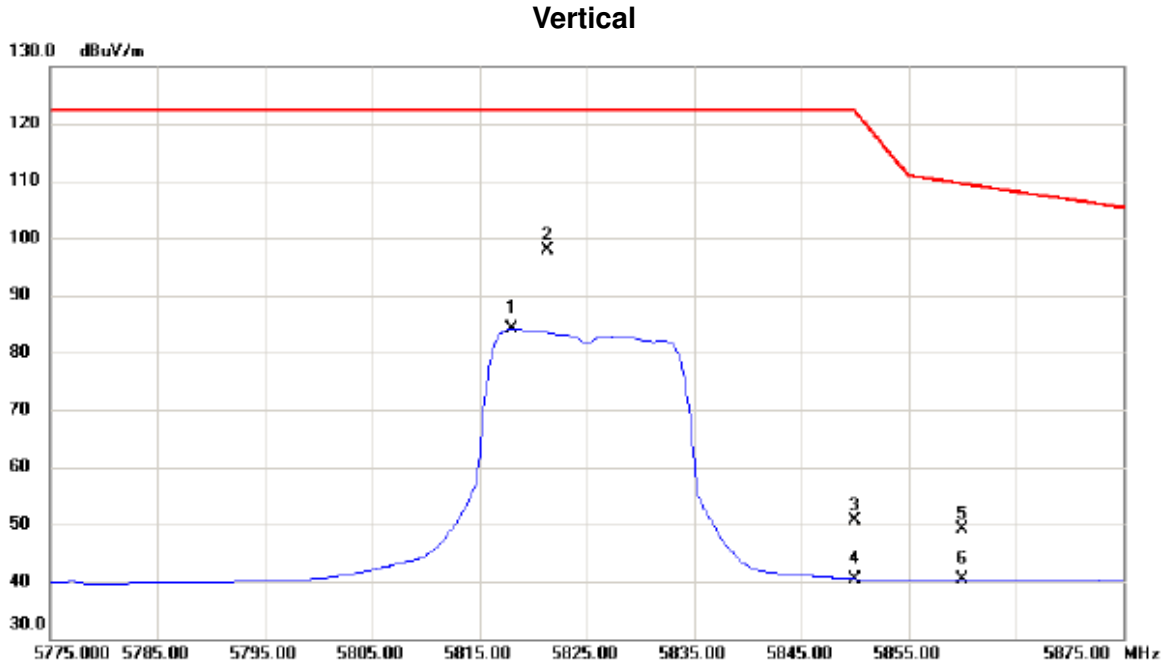
Horizontal

80 dBuV/m



No.	Freq. MHz	Reading Level dBuV/m	Correct Factor dB	Measure ment dBuV/m	Limit dBuV/m	Margin dB	Detector	Comment
1	11570.5500	41.74	17.05	58.79	68.30	-9.51	Peak	
2	11572.4100	30.45	17.05	47.50	54.00	-6.50	AVG	

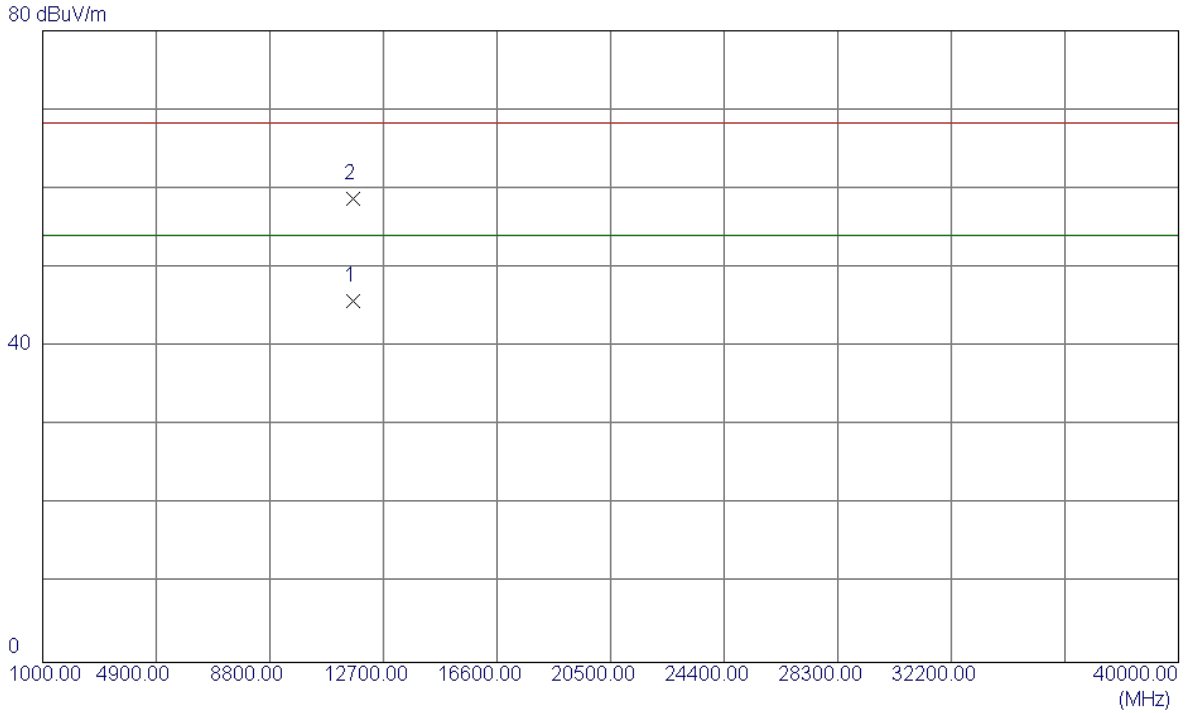
Orthogonal Axis:	X
Test Mode:	UNII-3/TX AC20 Mode 5825MHz



No.	Mk.	Freq. MHz	Reading Level dBuV	Correct Factor dB	Measure- ment dBuV/m	Limit dBuV/m	Margin dB	Detector	Comment
1		5818.000	41.31	42.91	84.22	122.30	-38.08	AVG	
2	*	5821.300	55.02	42.92	97.94	122.30	-24.36	peak	
3		5850.000	7.68	43.03	50.71	122.30	-71.59	peak	
4		5850.000	-2.53	43.03	40.50	122.30	-81.80	AVG	
5		5860.000	6.09	43.06	49.15	109.50	-60.35	peak	
6		5860.000	-2.76	43.06	40.30	109.50	-69.20	AVG	

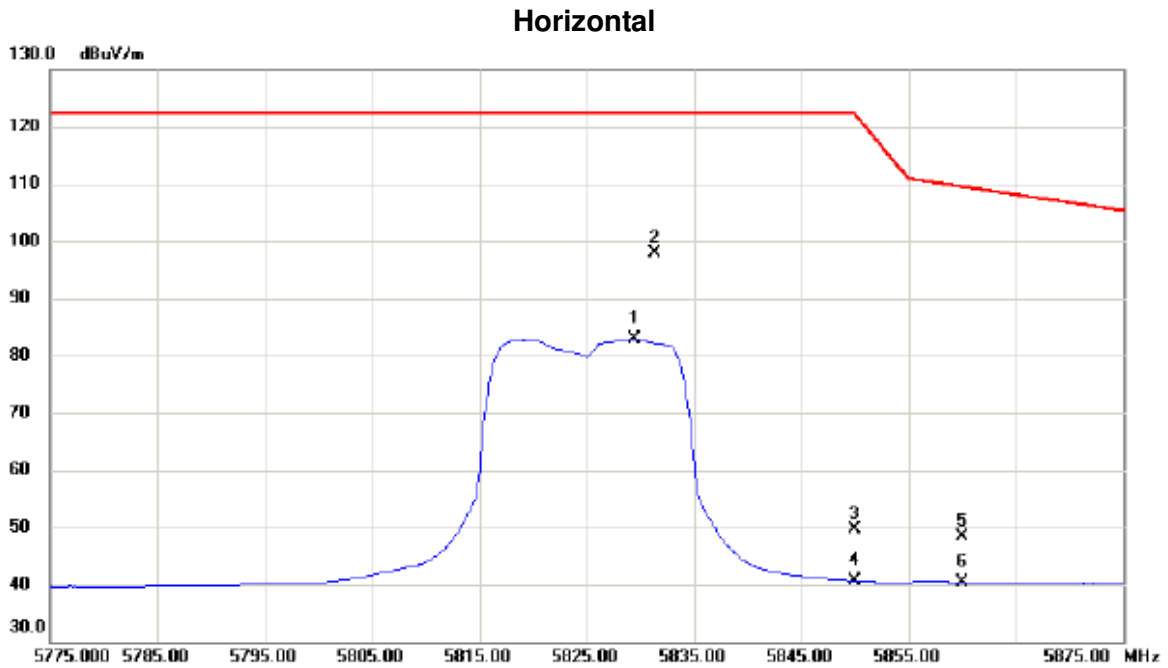
Orthogonal Axis:	X
Test Mode:	UNII-3/TX AC20 Mode 5825MHz

Vertical



No.	Freq. MHz	Reading Level dBuV/m	Correct Factor dB	Measure ment dBuV/m	Limit dBuV/m	Margin dB	Detector	Comment
1	11649.3600	28.62	17.17	45.79	54.00	-8.21	AVG	
2	11650.9300	41.61	17.17	58.78	68.30	-9.52	Peak	

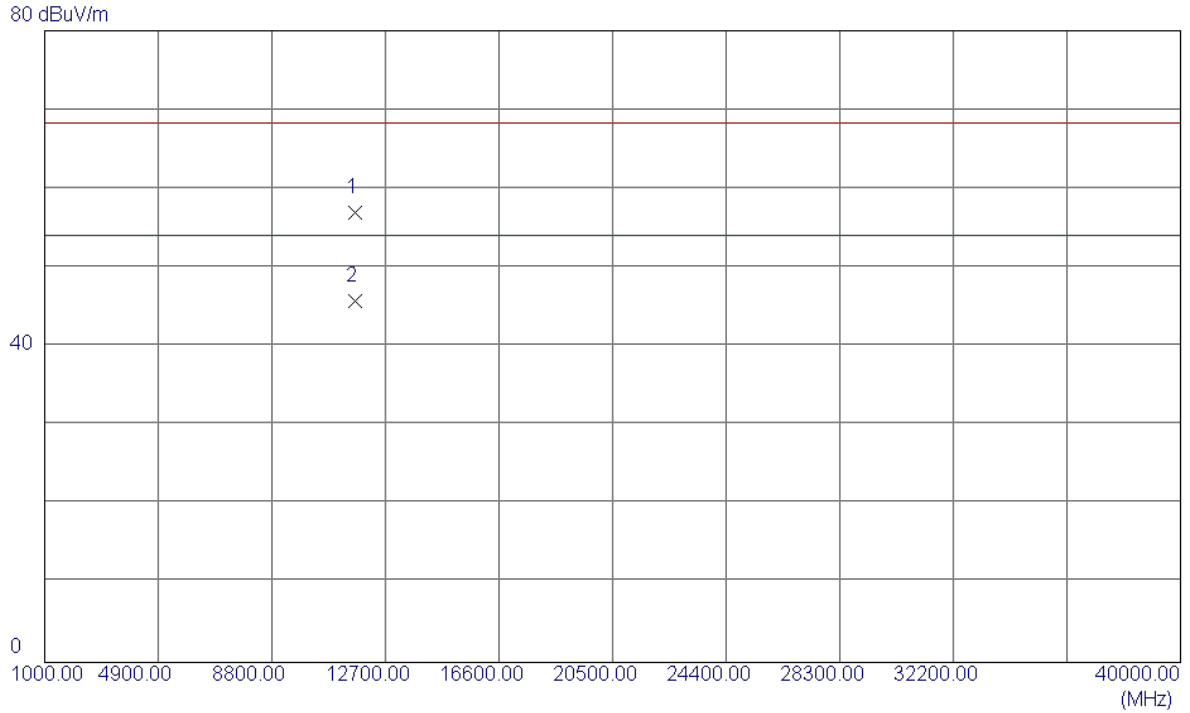
Orthogonal Axis:	X
Test Mode:	UNII-3/TX AC20 Mode 5825MHz



No.	Mk.	Freq. MHz	Reading Level dBuV	Correct Factor dB	Measure- ment dBuV/m	Limit dBuV/m	Margin dB	Detector	Comment
1		5829.500	39.95	42.95	82.90	122.30	-39.40	AVG	
2	*	5831.300	54.87	42.96	97.83	122.30	-24.47	peak	
3		5850.000	6.54	43.03	49.57	122.30	-72.73	peak	
4		5850.000	-2.37	43.03	40.66	122.30	-81.64	AVG	
5		5860.000	5.34	43.06	48.40	109.50	-61.10	peak	
6		5860.000	-2.60	43.06	40.46	109.50	-69.04	AVG	

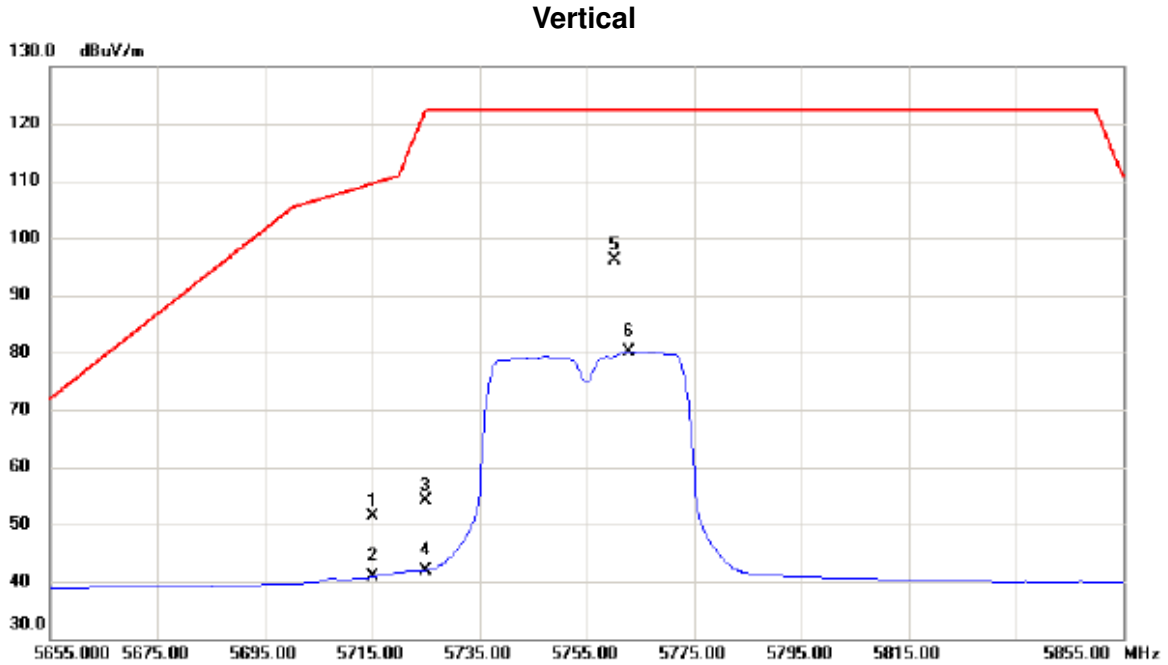
Orthogonal Axis:	X
Test Mode:	UNII-3/TX AC20 Mode 5825MHz

Horizontal



No.	Freq. MHz	Reading Level dBuV/m	Correct Factor dB	Measure ment dBuV/m	Limit dBuV/m	Margin dB	Detector	Comment
1	11650.2500	39.82	17.17	56.99	68.30	-11.31	Peak	
2	11650.7699	28.57	17.17	45.74	54.00	-8.26	AVG	

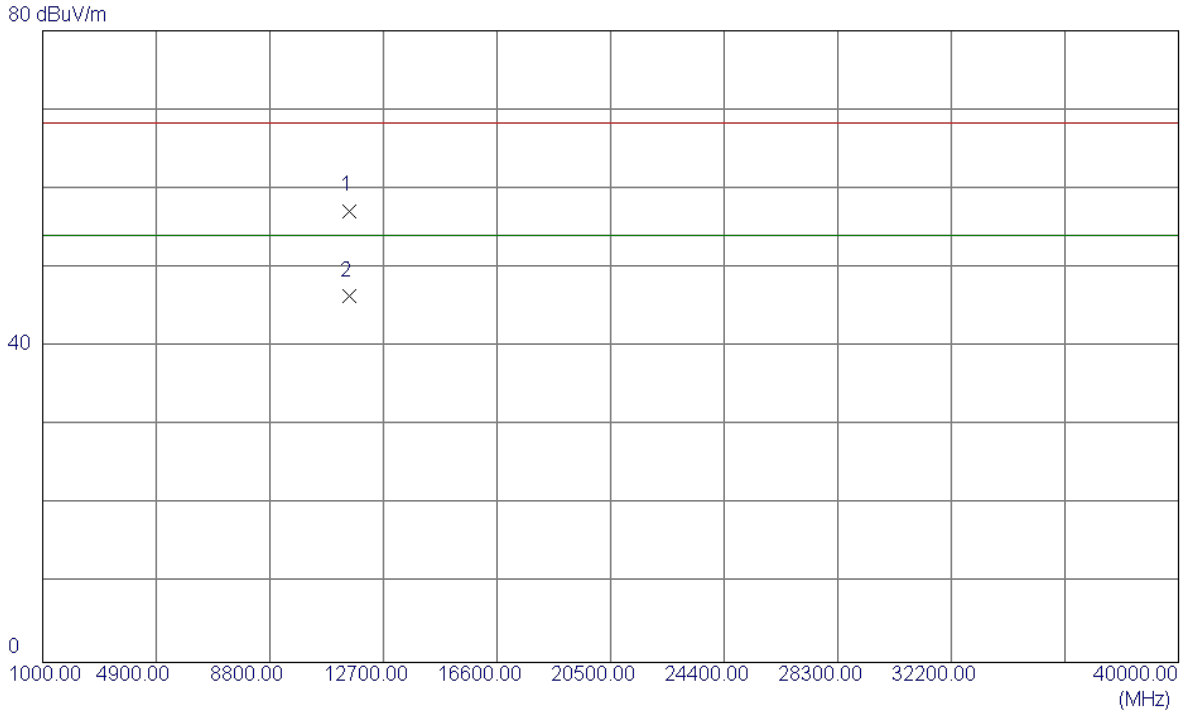
Orthogonal Axis:	X
Test Mode:	UNII-3/TX AC40 Mode 5755MHz



No.	Mk.	Freq. MHz	Reading Level dBuV	Correct Factor dB	Measure- ment dBuV/m	Limit dBuV/m	Margin dB	Detector	Comment
1		5715.000	8.79	42.55	51.34	109.50	-58.16	peak	
2		5715.000	-1.73	42.55	40.82	109.50	-68.68	AVG	
3		5725.000	11.60	42.58	54.18	122.30	-68.12	peak	
4		5725.000	-0.58	42.58	42.00	122.30	-80.30	AVG	
5	*	5760.200	53.48	42.70	96.18	122.30	-26.12	peak	
6		5762.800	37.48	42.71	80.19	122.30	-42.11	AVG	

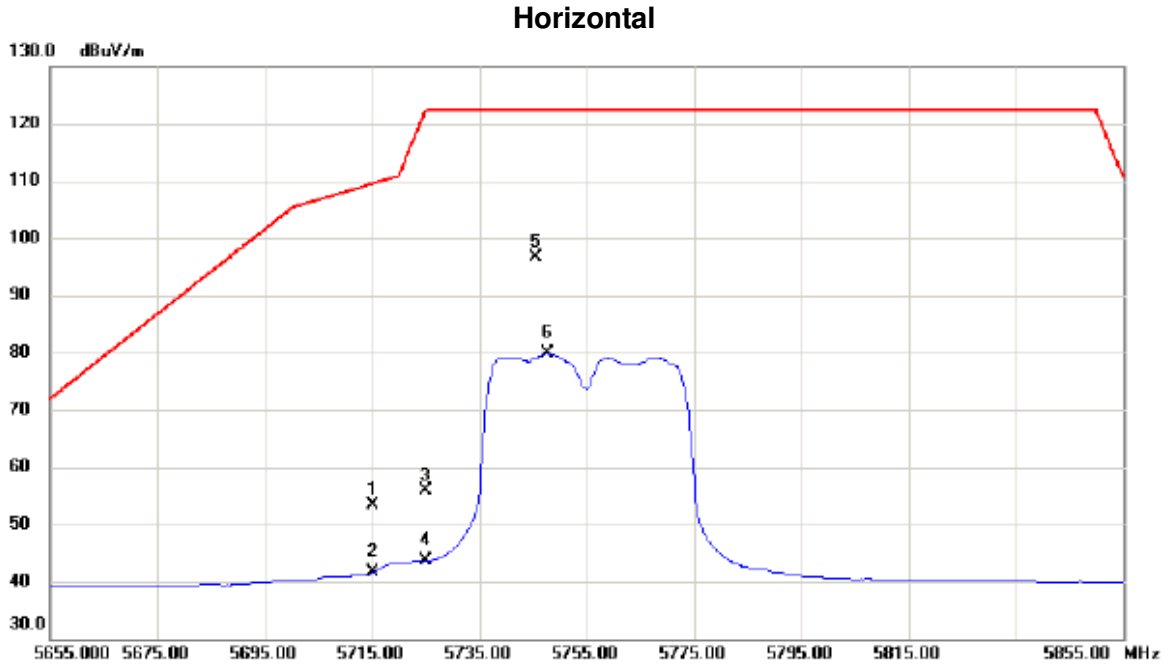
Orthogonal Axis:	X
Test Mode:	UNII-3/TX AC40 Mode 5755MHz

Vertical



No.	Freq. MHz	Reading Level dBuV/m	Correct Factor dB	Measure ment dBuV/m	Limit dBuV/m	Margin dB	Detector	Comment
1	11510.8700	40.25	16.95	57.20	68.30	-11.10	Peak	
2	11511.0199	29.38	16.95	46.33	54.00	-7.67	AVG	

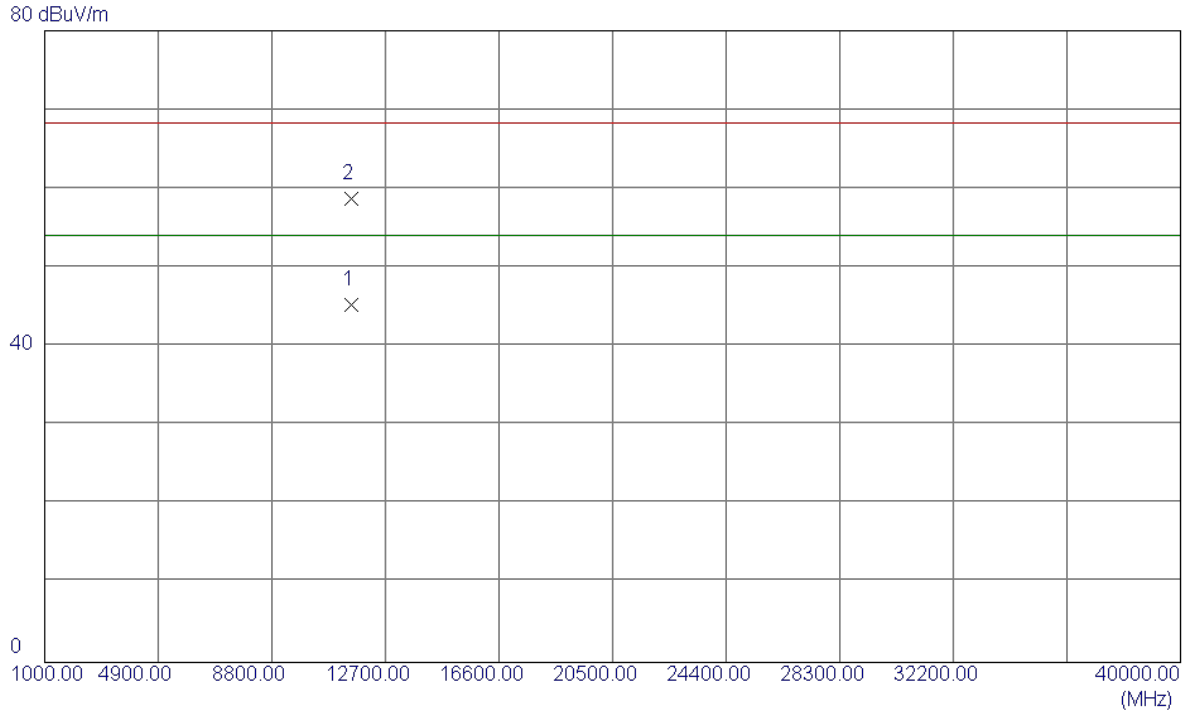
Orthogonal Axis:	X
Test Mode:	UNII-3/TX AC40 Mode 5755MHz



No.	Mk.	Freq. MHz	Reading Level dBuV	Correct Factor dB	Measure- ment dBuV/m	Limit dBuV/m	Margin dB	Detector	Comment
1		5715.000	10.83	42.55	53.38	109.50	-56.12	peak	
2		5715.000	-0.98	42.55	41.57	109.50	-67.93	AVG	
3		5725.000	13.22	42.58	55.80	122.30	-66.50	peak	
4		5725.000	0.98	42.58	43.56	122.30	-78.74	AVG	
5	*	5745.600	54.10	42.65	96.75	122.30	-25.55	peak	
6		5747.600	37.10	42.66	79.76	122.30	-42.54	AVG	

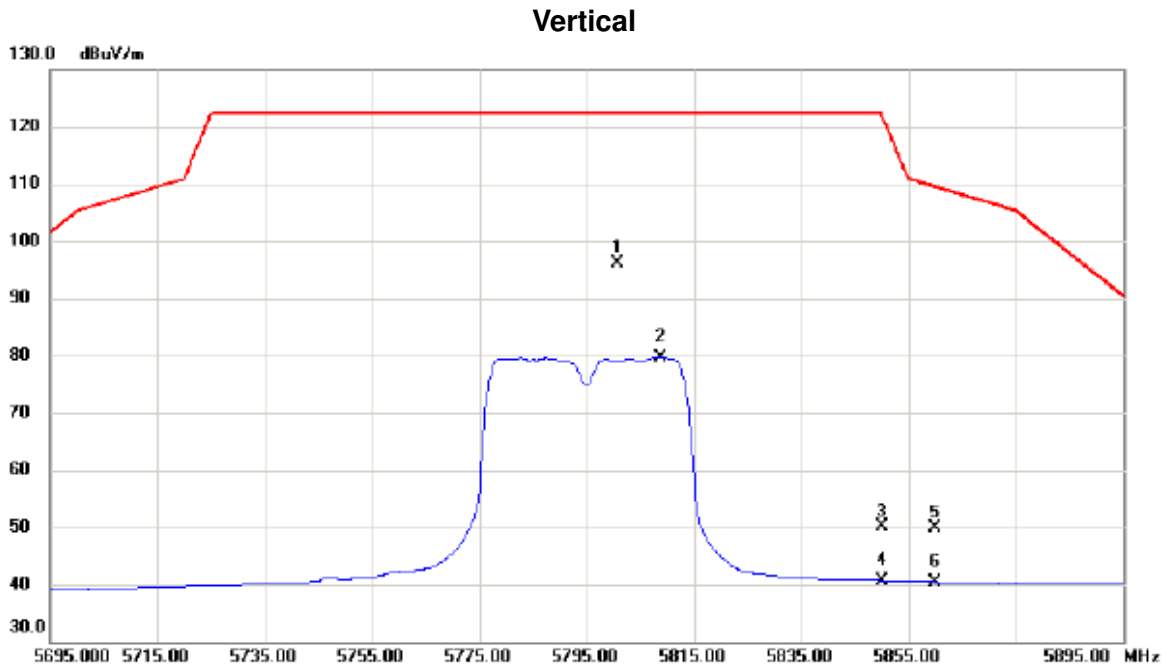
Orthogonal Axis:	X
Test Mode:	UNII-3/TX AC40 Mode 5755MHz

Horizontal



No.	Freq. MHz	Reading Level dBuV/m	Correct Factor dB	Measure ment dBuV/m	Limit dBuV/m	Margin dB	Detector	Comment
1	11510.0800	28.37	16.95	45.32	54.00	-8.68	AVG	
2	11510.4700	41.78	16.95	58.73	68.30	-9.57	Peak	

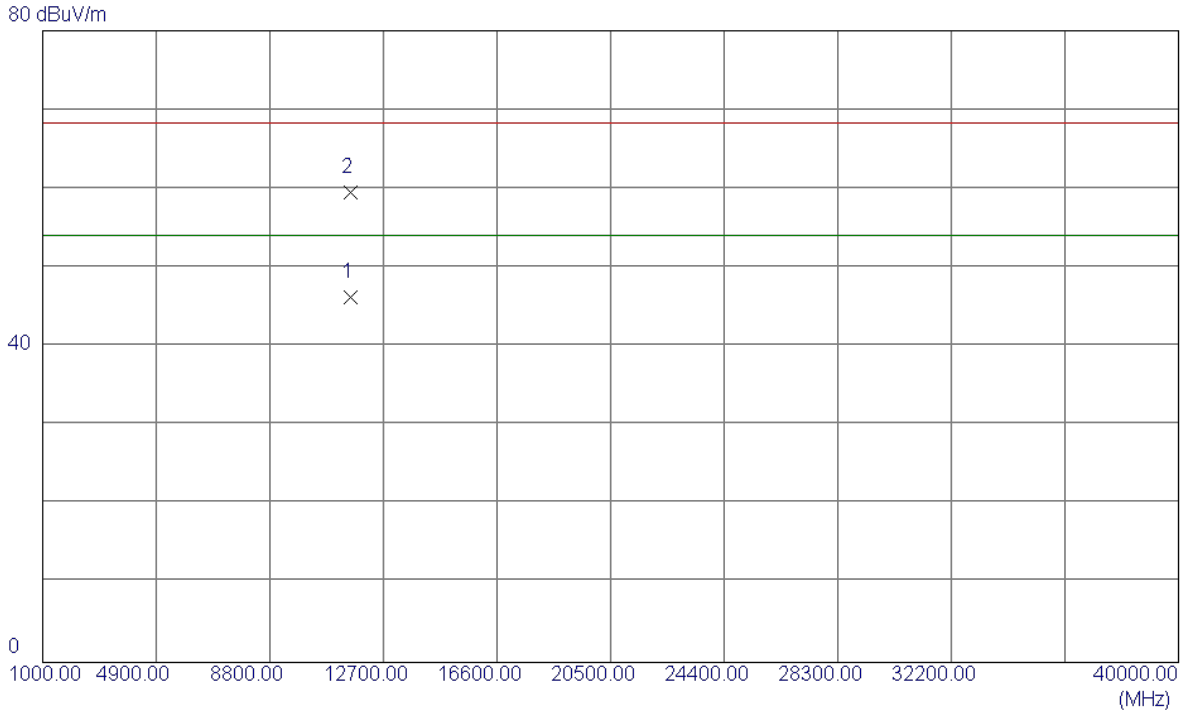
Orthogonal Axis:	X
Test Mode:	UNII-3/TX AC40 Mode 5795MHz



No.	Mk.	Freq. MHz	Reading Level dBuV	Correct Factor dB	Measure- ment dBuV/m	Limit dBuV/m	Margin dB	Detector	Comment
1	*	5800.600	53.29	42.85	96.14	122.30	-26.16	peak	
2		5808.800	36.80	42.88	79.68	122.30	-42.62	AVG	
3		5850.000	7.13	43.03	50.16	122.30	-72.14	peak	
4		5850.000	-2.31	43.03	40.72	122.30	-81.58	AVG	
5		5860.000	6.83	43.06	49.89	109.50	-59.61	peak	
6		5860.000	-2.56	43.06	40.50	109.50	-69.00	AVG	

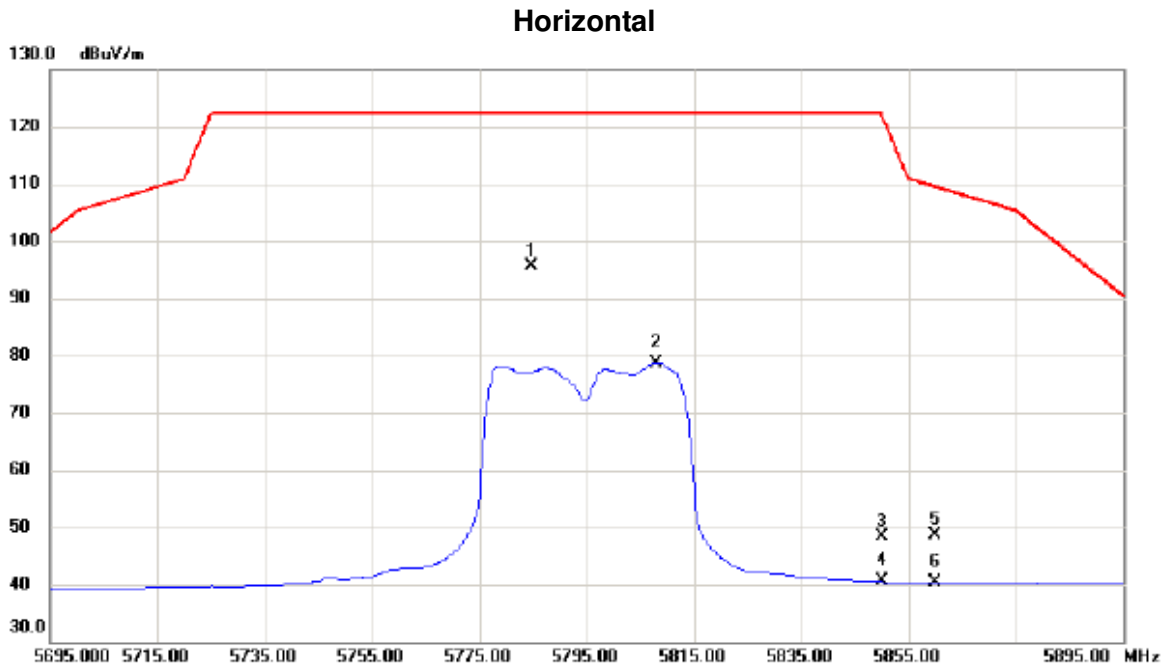
Orthogonal Axis:	X
Test Mode:	UNII-3/TX AC40 Mode 5795MHz

Vertical



No.	Freq. MHz	Reading Level dBuV/m	Correct Factor dB	Measure ment dBuV/m	Limit dBuV/m	Margin dB	Detector	Comment
1	11589.5599	29.14	17.08	46.22	54.00	-7.78	AVG	
2	11591.4700	42.51	17.08	59.59	68.30	-8.71	Peak	

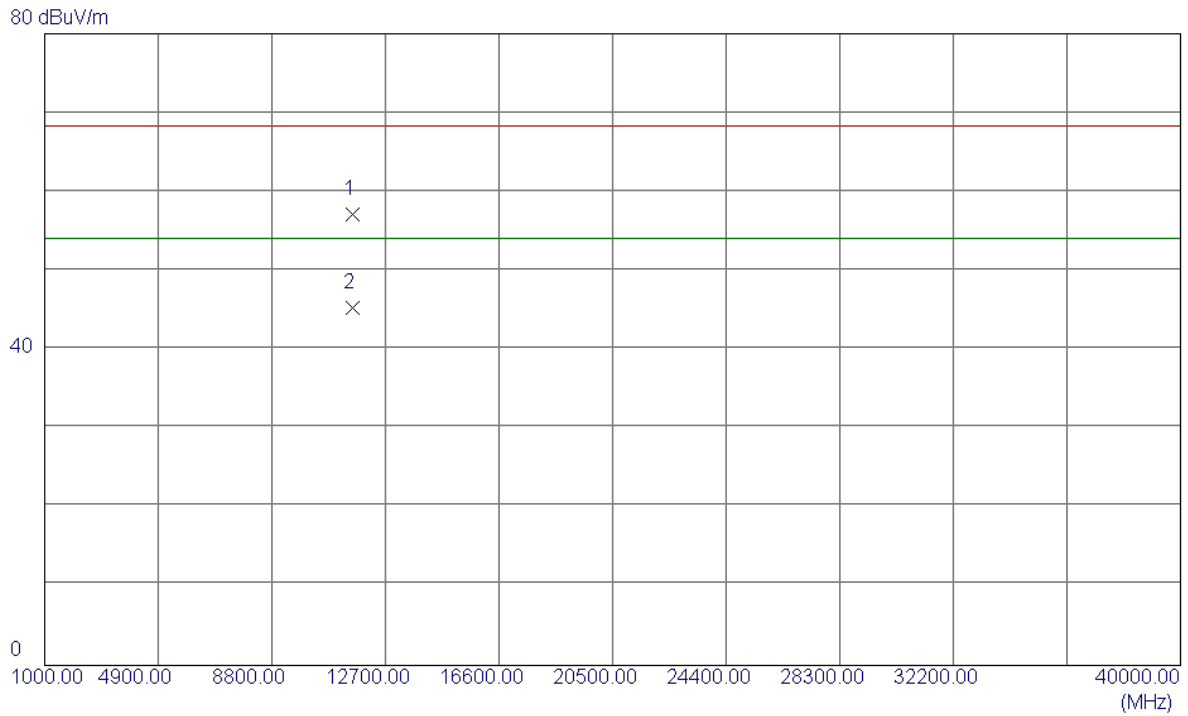
Orthogonal Axis:	X
Test Mode:	UNII-3/TX AC40 Mode 5795MHz



No.	Mk.	Freq.	Reading Level	Correct Factor	Measurement	Limit	Margin		
		MHz	dBuV	dB	dBuV/m	dBuV/m	dB	Detector	Comment
1	*	5784.600	52.87	42.79	95.66	122.30	-26.64	peak	
2		5807.800	35.79	42.88	78.67	122.30	-43.63	AVG	
3		5850.000	5.37	43.03	48.40	122.30	-73.90	peak	
4		5850.000	-2.50	43.03	40.53	122.30	-81.77	AVG	
5		5860.000	5.51	43.06	48.57	109.50	-60.93	peak	
6		5860.000	-2.72	43.06	40.34	109.50	-69.16	AVG	

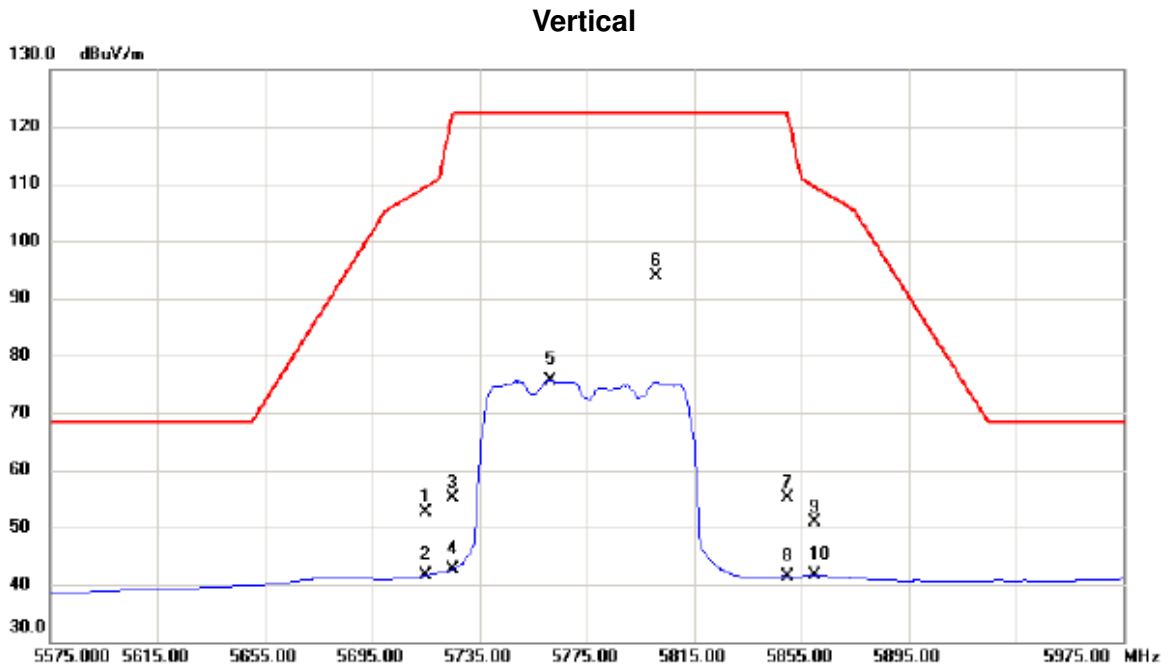
Orthogonal Axis:	X
Test Mode:	UNII-3/TX AC40 Mode 5795MHz

Horizontal



No.	Freq. MHz	Reading Level dBuV/m	Correct Factor dB	Measure ment dBuV/m	Limit dBuV/m	Margin dB	Detector	Comment
1	11590.1500	40.05	17.08	57.13	68.30	-11.17	Peak	
2	11591.0500	28.26	17.08	45.34	54.00	-8.66	AVG	

Orthogonal Axis:	X
Test Mode:	UNII-3/TX AC80 Mode 5775MHz

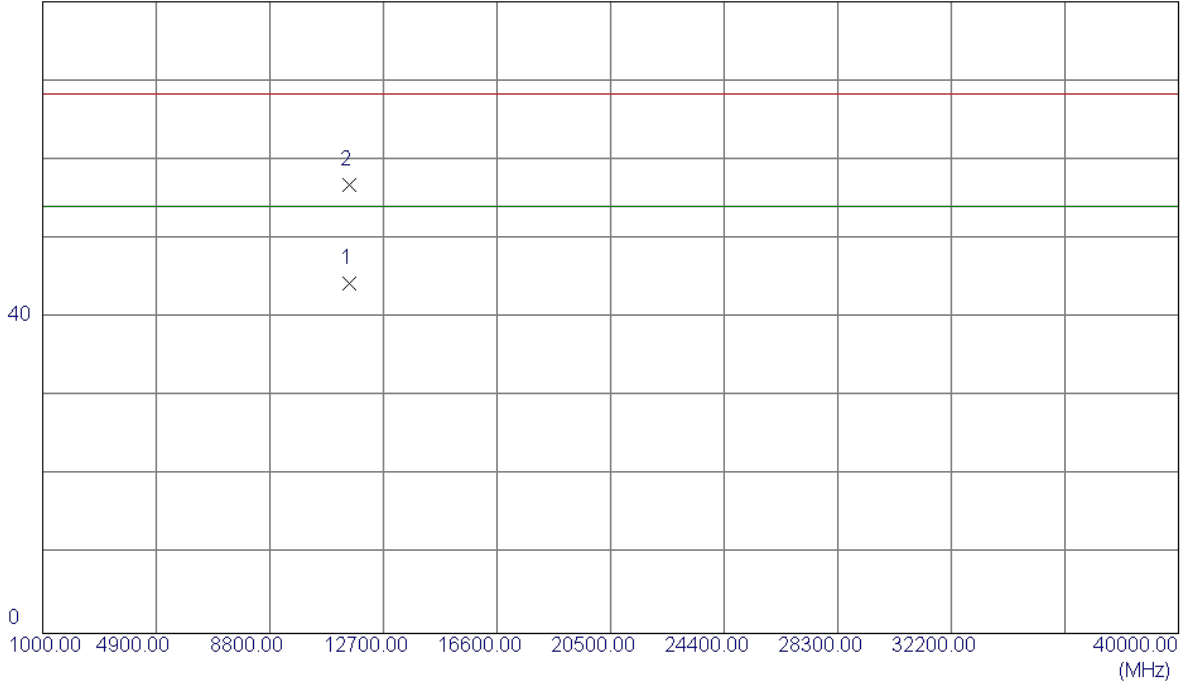


No.	Mk.	Freq. MHz	Reading Level dBuV	Correct Factor dB	Measure- ment dBuV/m	Limit dBuV/m	Margin dB	Detector	Comment
1		5715.000	10.11	42.55	52.66	109.50	-56.84	peak	
2		5715.000	-0.96	42.55	41.59	109.50	-67.91	AVG	
3		5725.000	12.45	42.58	55.03	122.30	-67.27	peak	
4		5725.000	0.08	42.58	42.66	122.30	-79.64	AVG	
5		5761.400	32.91	42.71	75.62	122.30	-46.68	AVG	
6	*	5801.000	50.95	42.85	93.80	122.30	-28.50	peak	
7		5850.000	12.00	43.03	55.03	122.30	-67.27	peak	
8		5850.000	-1.57	43.03	41.46	122.30	-80.84	AVG	
9		5860.000	7.79	43.06	50.85	109.50	-58.65	peak	

Orthogonal Axis:	X
Test Mode:	UNII-3/TX AC80 Mode 5775MHz

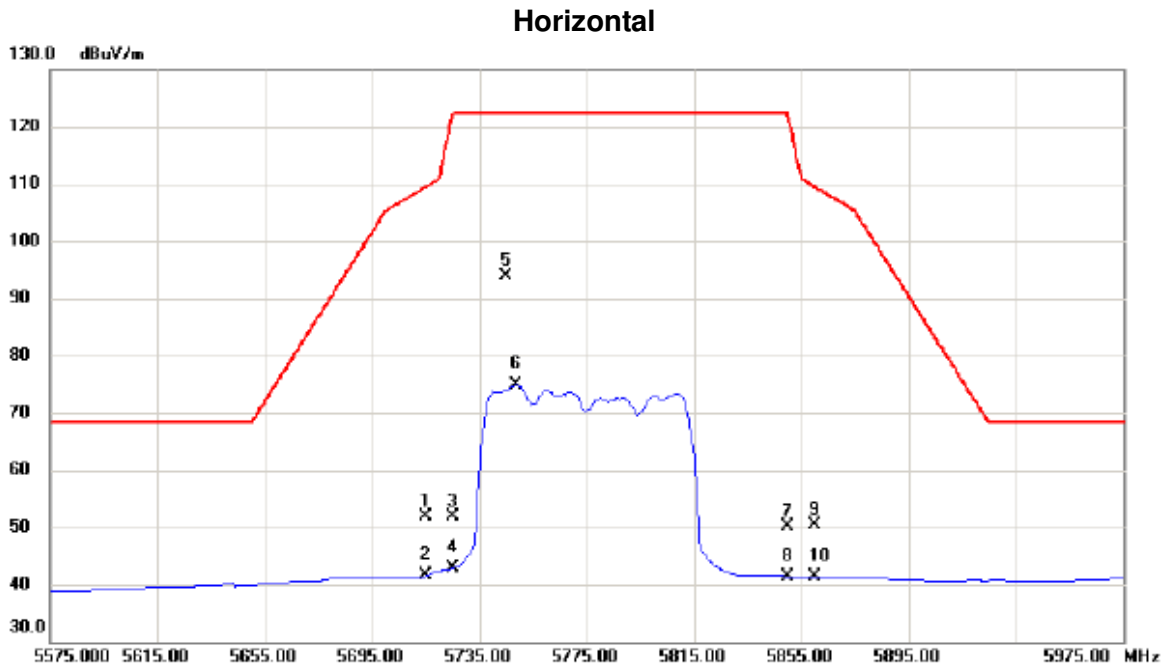
Vertical

80 dBuV/m



No.	Freq. MHz	Reading Level dBuV/m	Correct Factor dB	Measure ment dBuV/m	Limit dBuV/m	Margin dB	Detector	Comment
1	11550.1700	27.29	17.01	44.30	54.00	-9.70	AVG	
2	11551.3500	39.75	17.02	56.77	68.30	-11.53	Peak	

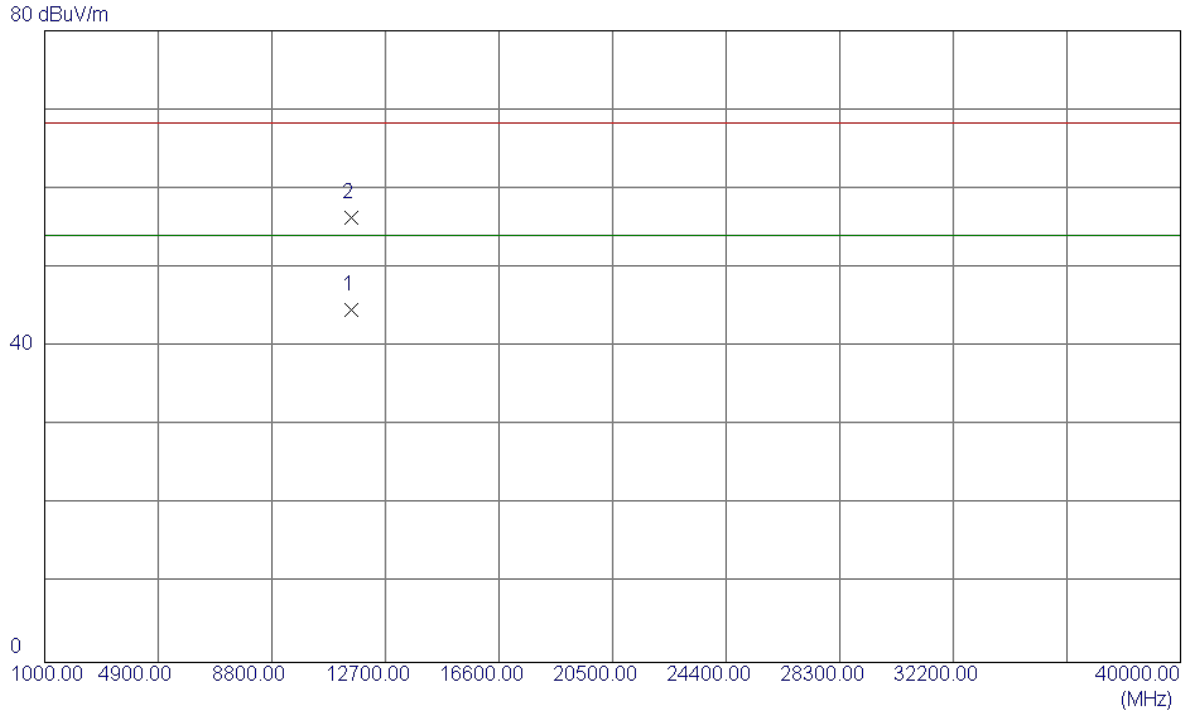
Orthogonal Axis:	X
Test Mode:	UNII-3/TX AC80 Mode 5775MHz



No.	Mk.	Freq. MHz	Reading Level dBuV	Correct Factor dB	Measure- ment dBuV/m	Limit dBuV/m	Margin dB	Detector	Comment
1		5715.000	9.33	42.55	51.88	109.50	-57.62	peak	
2		5715.000	-0.99	42.55	41.56	109.50	-67.94	AVG	
3		5725.000	9.30	42.58	51.88	122.30	-70.42	peak	
4		5725.000	0.26	42.58	42.84	122.30	-79.46	AVG	
5	*	5744.600	51.15	42.65	93.80	122.30	-28.50	peak	
6		5748.600	32.28	42.67	74.95	122.30	-47.35	AVG	
7		5850.000	7.03	43.03	50.06	122.30	-72.24	peak	
8		5850.000	-1.61	43.03	41.42	122.30	-80.88	AVG	
9		5860.000	7.42	43.06	50.48	109.50	-59.02	peak	

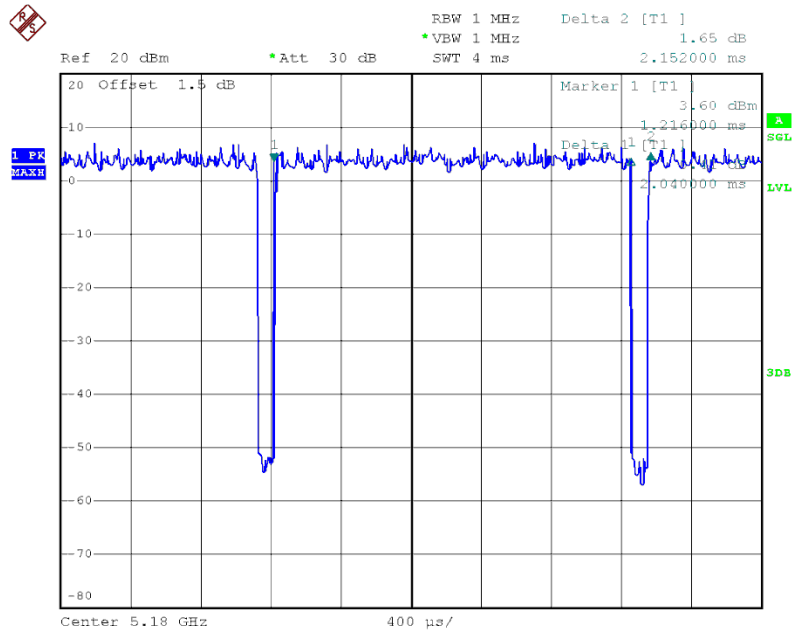
Orthogonal Axis:	X
Test Mode:	UNII-3/TX AC80 Mode 5775MHz

Horizontal



No.	Freq. MHz	Reading Level dBuV/m	Correct Factor dB	Measure ment dBuV/m	Limit dBuV/m	Margin dB	Detector	Comment
1	11549.6800	27.65	17.01	44.66	54.00	-9.34	AVG	
2	11550.1700	39.28	17.01	56.29	68.30	-12.01	Peak	

TX A Mode_DUTY CYCLE



Duty cycle: TX DUTYMHZ

$$\text{Duty cycle} = T_{ON} / T_{Total}$$

T_{ON} : 2.04 msec

T_{Total} : 2.15 msec

Duty cycle: 94.88%

$$\text{Duty Factor} = 10 \log(1/\text{Duty cycle})$$

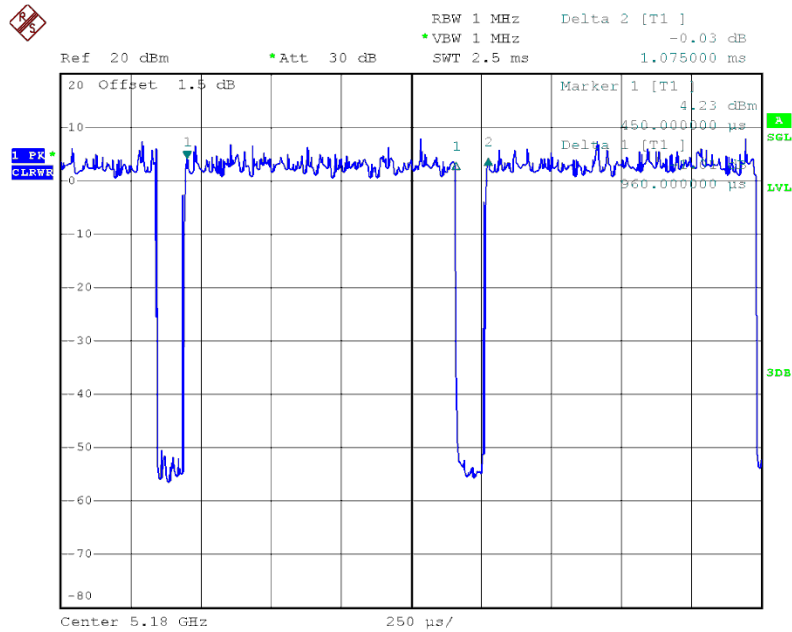
Duty Factor = 0.23

Note: The EUT was programmed to be in countinously transmitting mode and the transmit duty cycle is less than 98 %, so, the output power and power density should be cacluated as

$$\text{Output Power} = \text{Measured power} + \text{Ducy factor}$$

$$\text{Power Spectral Density} = \text{Measured density} + \text{Duty factor}$$

TX N20 Mode_DUTY CYCLE



Duty cycle: TX DUTYMHz

$$\text{Duty cycle} = T_{\text{ON}} / T_{\text{Total}}$$

T_{ON} : 0.96 msec

T_{Total} : 1.08 msec

Duty cycle: 88.89%

$$\text{Duty Factor} = 10 \log(1/\text{Duty cycle})$$

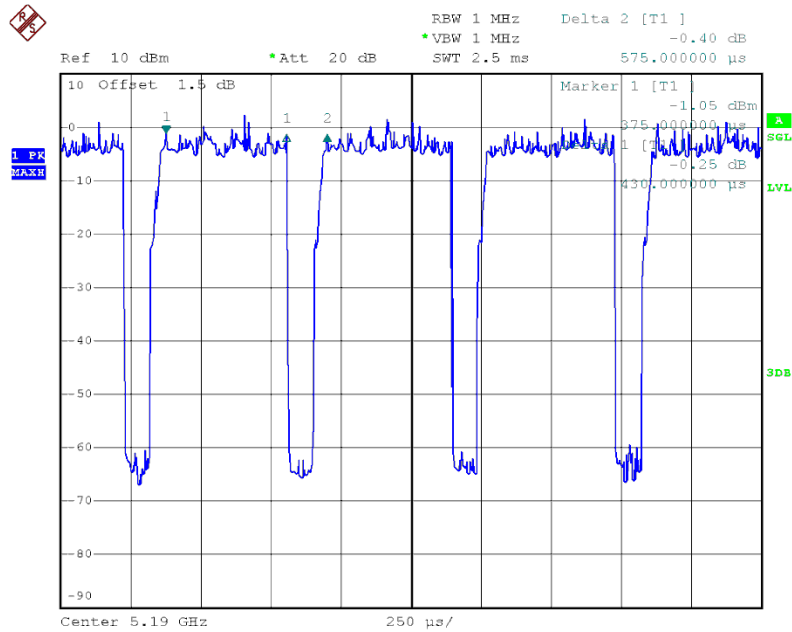
Duty Factor = 0.51

Note: The EUT was programmed to be in continuously transmitting mode and the transmit duty cycle is less than 98 %, so, the output power and power density should be calculated as

Output Power = Measured power + Duty factor

Power Spectral Density = Measured density + Duty factor

TX N40 Mode_DUTY CYCLE



Duty cycle: TX DUTYMHZ

$$\text{Duty cycle} = T_{\text{ON}} / T_{\text{Total}}$$

T_{ON} : 0.43 msec

T_{Total} : 0.57 msec

Duty cycle: 75.44%

$$\text{Duty Factor} = 10 \log(1/\text{Duty cycle})$$

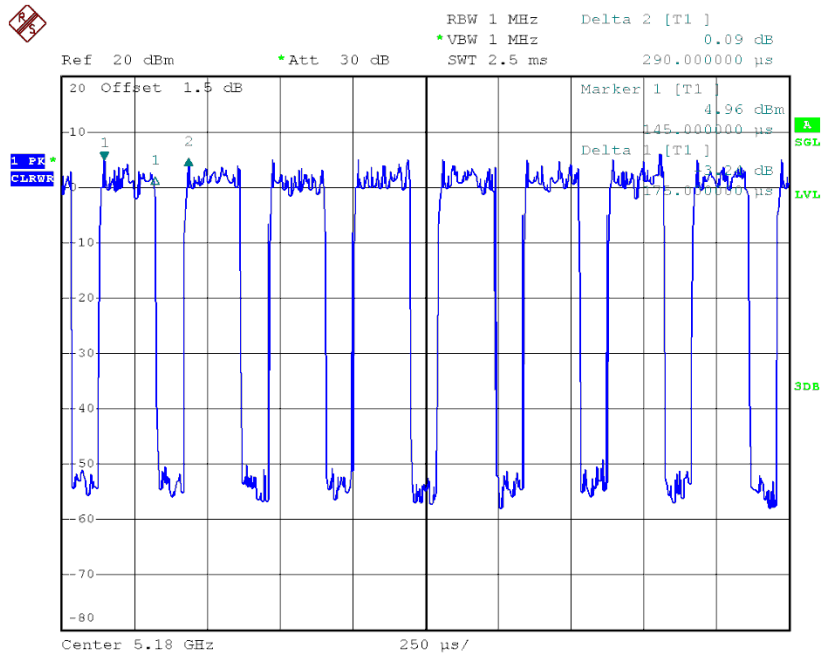
Duty Factor = 1.22

Note: The EUT was programmed to be in continuously transmitting mode and the transmit duty cycle is less than 98 %, so, the output power and power density should be calculated as

$$\text{Output Power} = \text{Measured power} + \text{Duty factor}$$

$$\text{Power Spectral Density} = \text{Measured density} + \text{Duty factor}$$

TX AC20 Mode_DUTY CYCLE



Duty cycle: TX DUTYMHz

$$\text{Duty cycle} = T_{ON} / T_{Total}$$

T_{ON} : 0.18 msec

T_{Total} : 0.29 msec

Duty cycle: 62.07%

$$\text{Duty Factor} = 10 \log(1/\text{Duty cycle})$$

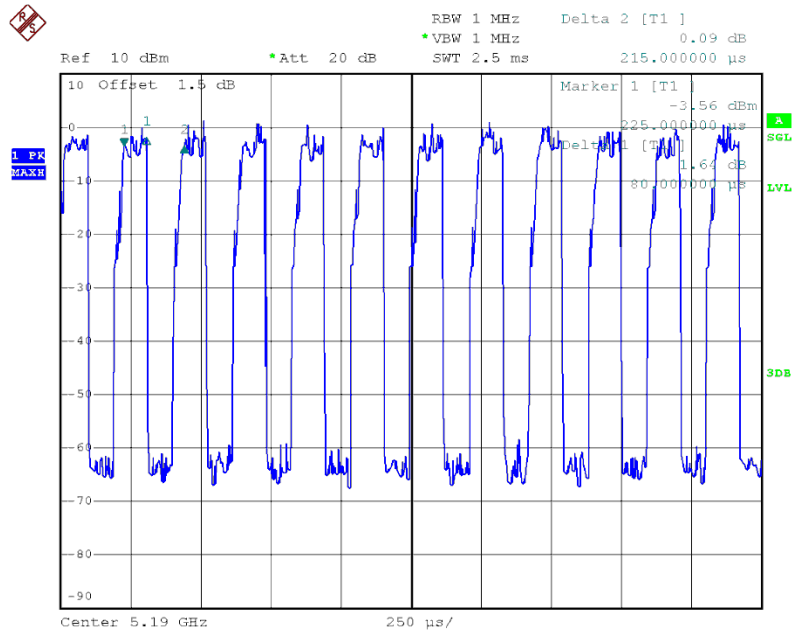
Duty Factor = 2.07

Note: The EUT was programmed to be in continuously transmitting mode and the transmit duty cycle is less than 98 %, so, the output power and power density should be calculated as

$$\text{Output Power} = \text{Measured power} + \text{Duty factor}$$

$$\text{Power Spectral Density} = \text{Measured density} + \text{Duty factor}$$

TX AC40 Mode_DUTY CYCLE



Duty cycle: TX DUTYMHZ

$$\text{Duty cycle} = T_{\text{ON}} / T_{\text{Total}}$$

T_{ON} : 0.08 msec

T_{Total} : 0.22 msec

Duty cycle: 36.36%

$$\text{Duty Factor} = 10 \log(1/\text{Duty cycle})$$

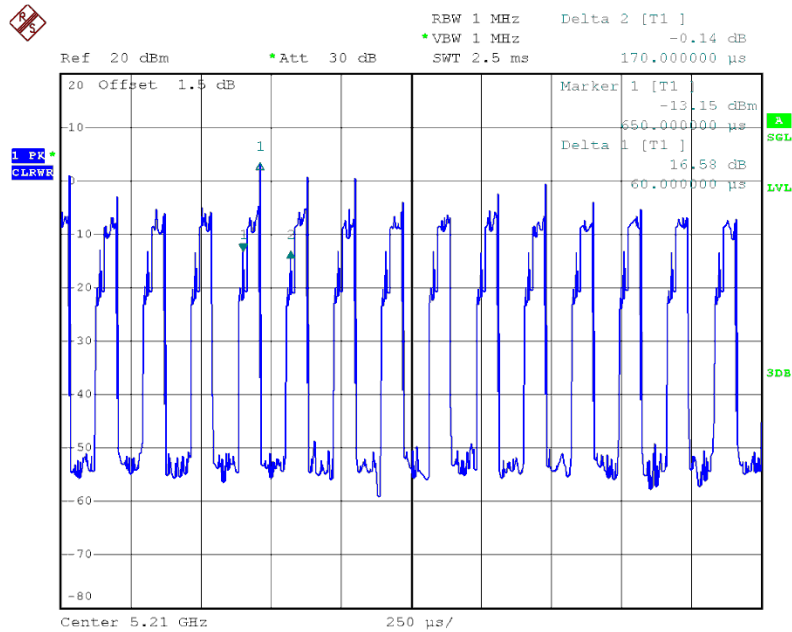
Duty Factor = 4.39

Note: The EUT was programmed to be in continuously transmitting mode and the transmit duty cycle is less than 98 %, so, the output power and power density should be calculated as

$$\text{Output Power} = \text{Measured power} + \text{Duty factor}$$

$$\text{Power Spectral Density} = \text{Measured density} + \text{Duty factor}$$

TX AC80 Mode_DUTY CYCLE



Duty cycle: TX DUTYMHZ

$$\text{Duty cycle} = T_{\text{ON}} / T_{\text{Total}}$$

T_{ON} : 0.06 msec

T_{Total} : 0.17 msec

Duty cycle: 35.29%

$$\text{Duty Factor} = 10 \log(1/\text{Duty cycle})$$

Duty Factor = 4.52

Note: The EUT was programmed to be in continuously transmitting mode and the transmit duty cycle is less than 98 %, so, the output power and power density should be calculated as

$$\text{Output Power} = \text{Measured power} + \text{Duty factor}$$

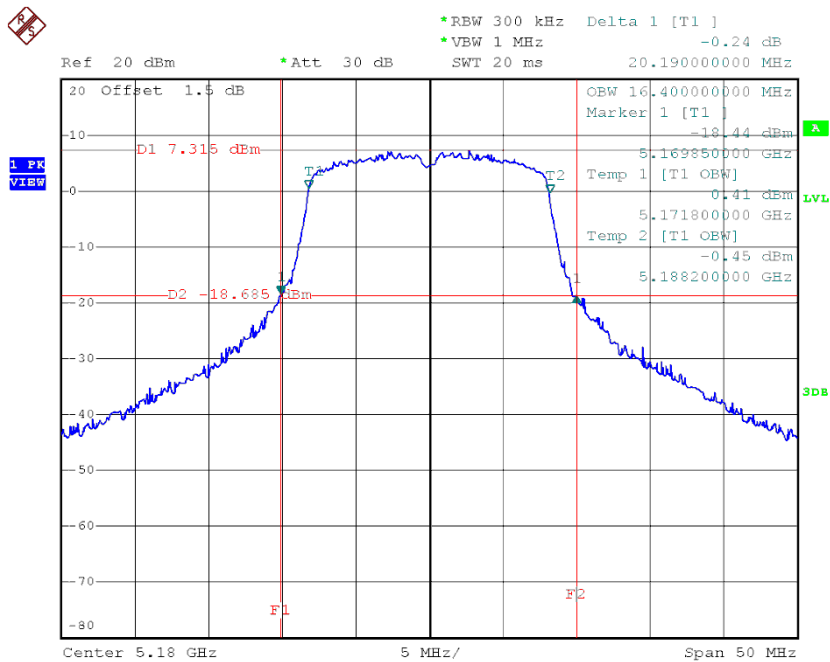
$$\text{Power Spectral Density} = \text{Measured density} + \text{Duty factor}$$

ATTACHMENT E - BANDWIDTH

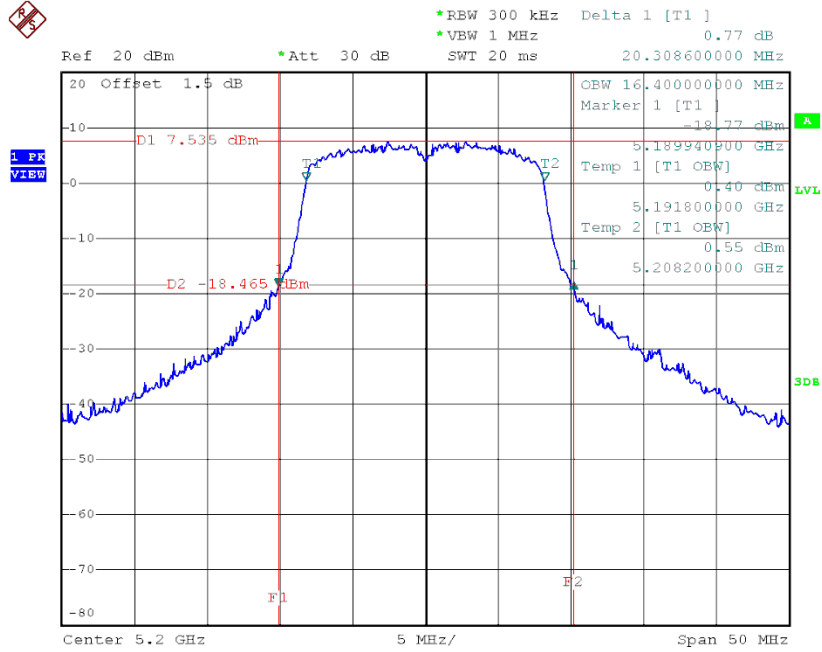
Test Mode: UNII-1/TX A Mode_CH36/CH40/CH48

Channel	Frequency (MHz)	26dB Bandwidth (MHz)	99% Occupied Bandwidth (MHz)
CH36	5180	20.19	16.40
CH40	5200	20.31	16.40
CH48	5240	20.25	16.40

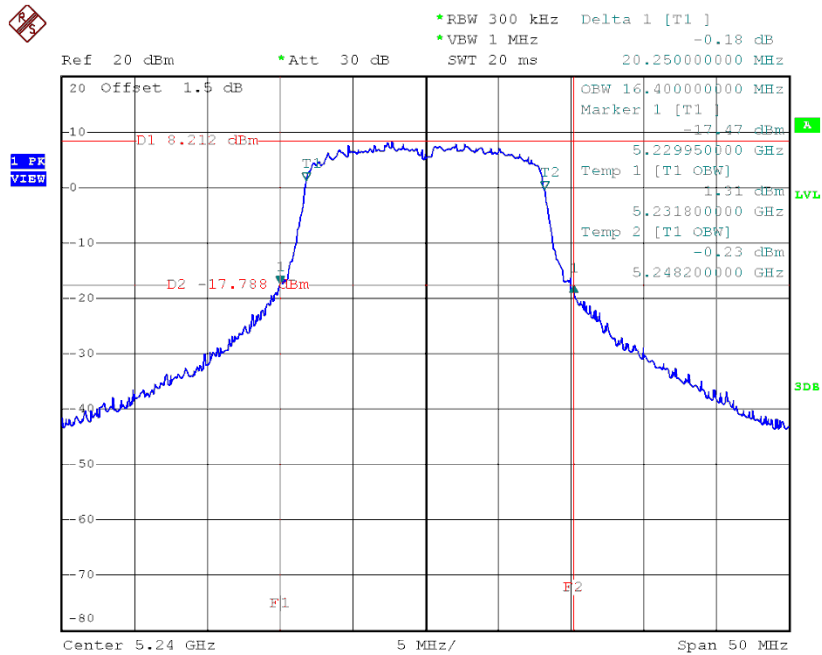
TX CH36



TX CH40

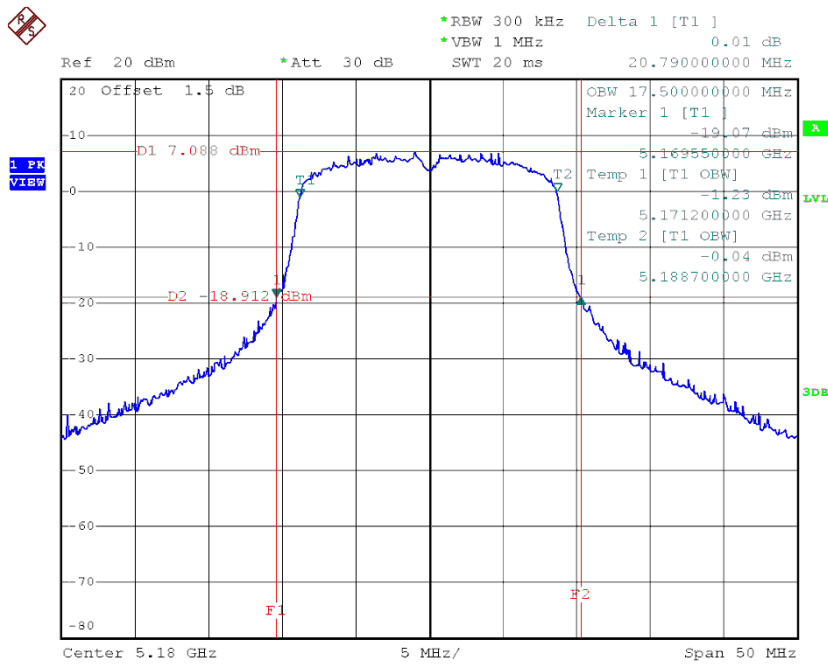


TX CH48

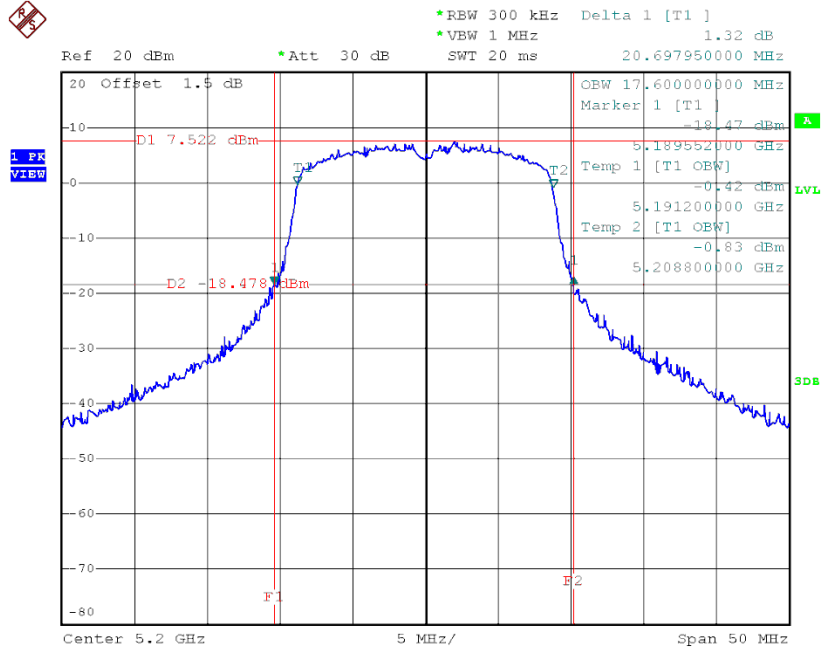


Test Mode: UNII-1/TX N20 Mode_CH36/CH40/CH48

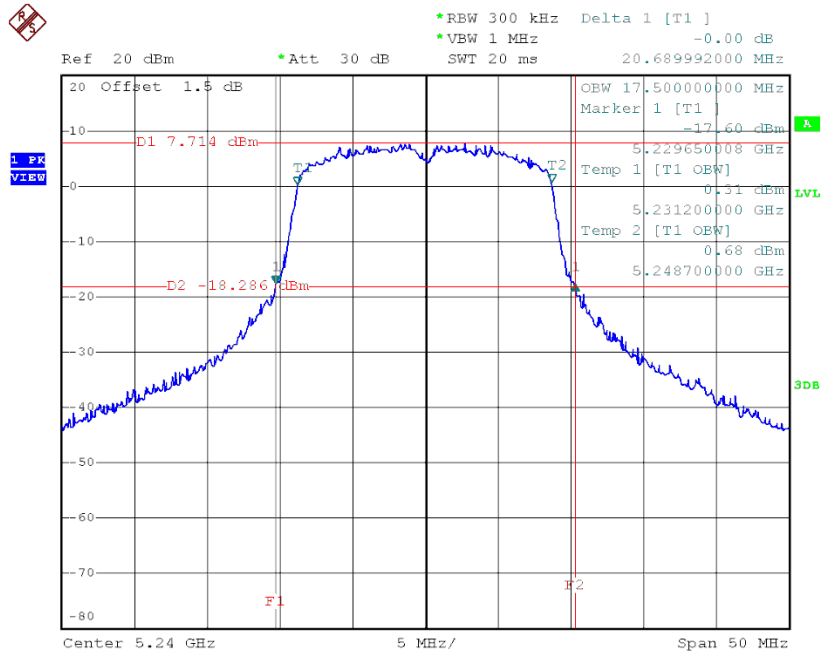
Channel	Frequency (MHz)	26dB Bandwidth (MHz)	99% Occupied Bandwidth (MHz)
CH36	5180	20.79	17.50
CH40	5200	20.70	17.60
CH48	5240	20.69	17.50

TX CH36


TX CH40



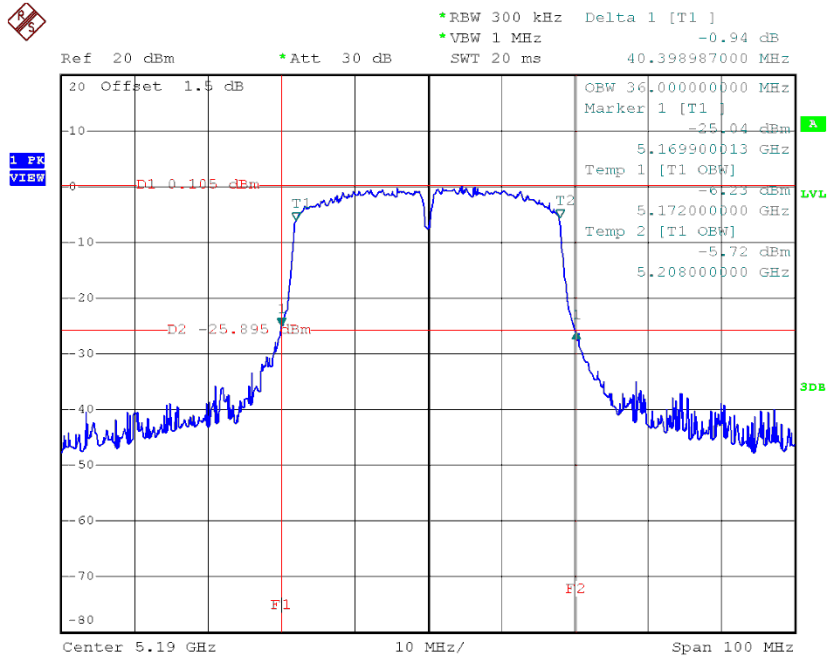
TX CH48



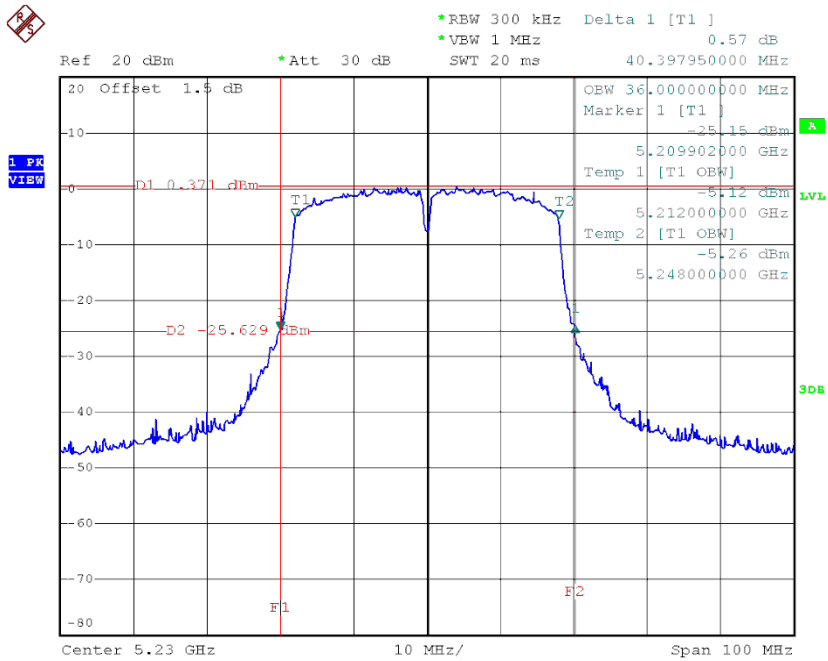
Test Mode: UNII-1/TX N40 Mode_CH38/CH46

Channel	Frequency (MHz)	26dB Bandwidth (MHz)	99% Occupied Bandwidth (MHz)
CH38	5190	40.40	36.00
CH46	5230	40.40	36.00

TX CH38



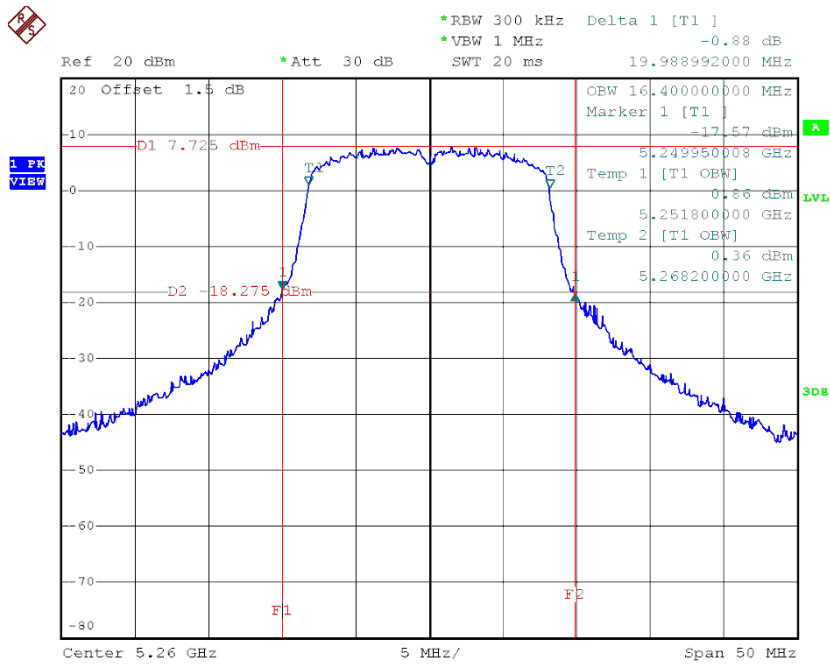
TX CH46



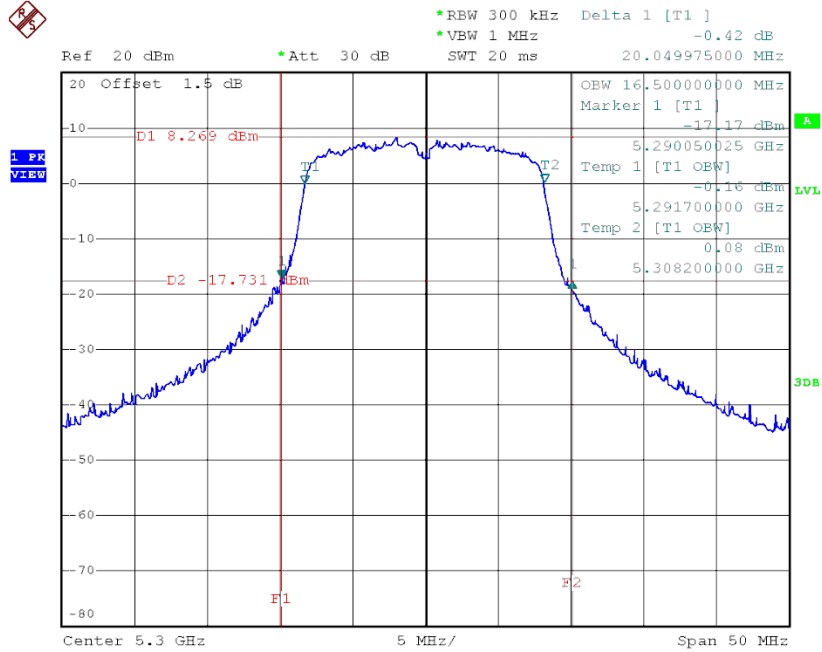
Test Mode: UNII-2A/TX A Mode_CH52/CH60/CH64

Channel	Frequency (MHz)	26dB Bandwidth (MHz)	99% Occupied Bandwidth (MHz)
CH52	5260	19.99	16.40
CH60	5300	20.05	16.50
CH64	5320	19.75	16.50

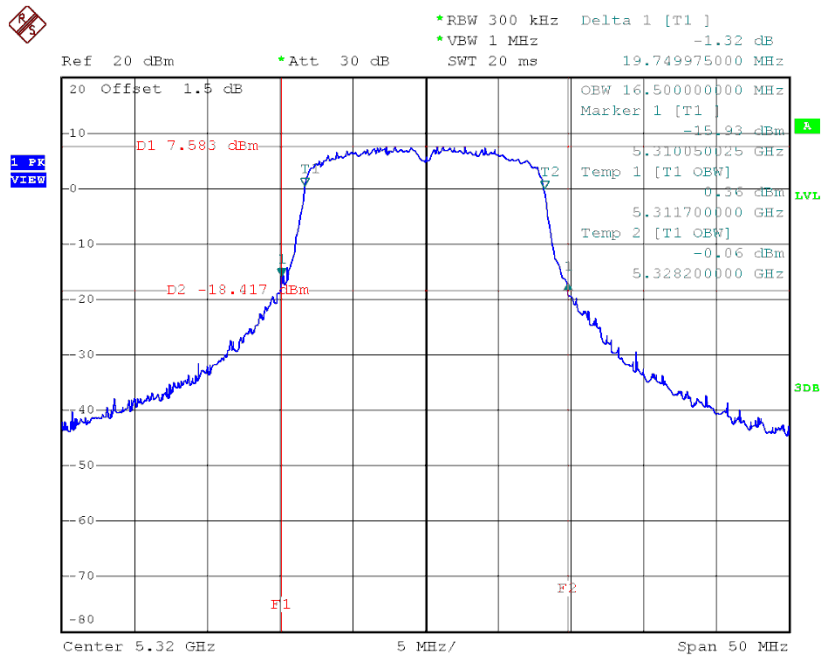
TX CH52



TX CH60



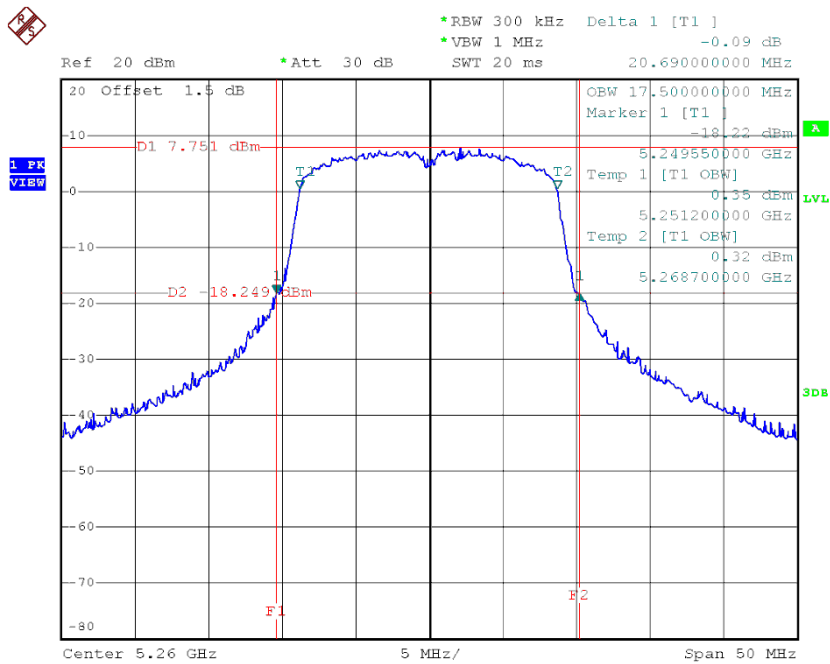
TX CH64



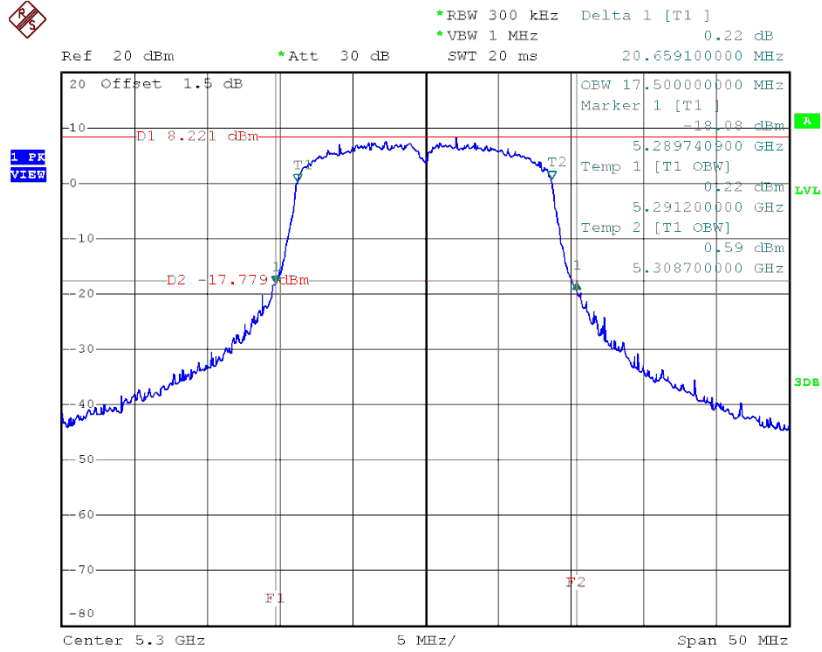
Test Mode: UNII-2A/TX N20 Mode_CH52/CH60/CH64

Channel	Frequency (MHz)	26dB Bandwidth (MHz)	99% Occupied Bandwidth (MHz)
CH52	5260	20.69	17.50
CH60	5300	20.66	17.50
CH64	5320	20.80	17.50

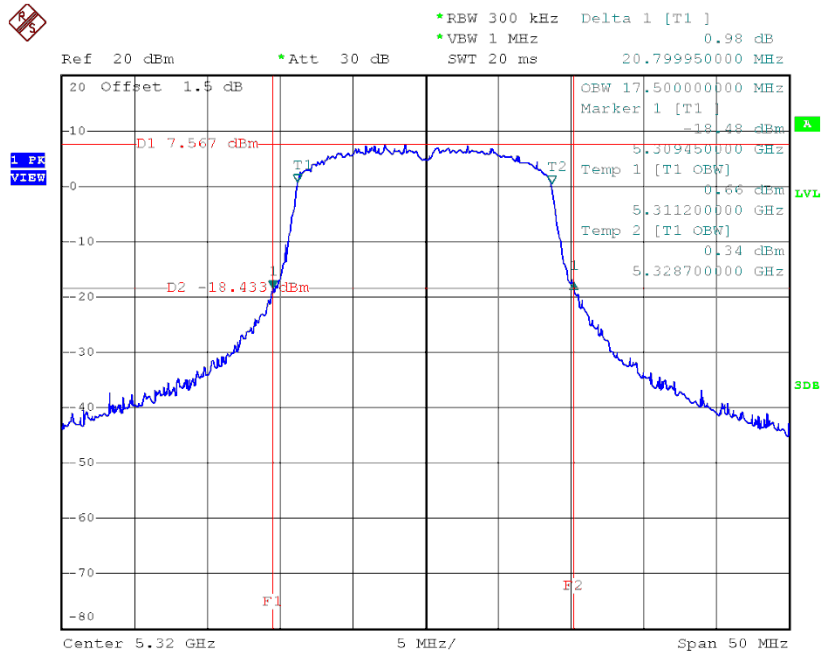
TX CH52



TX CH60



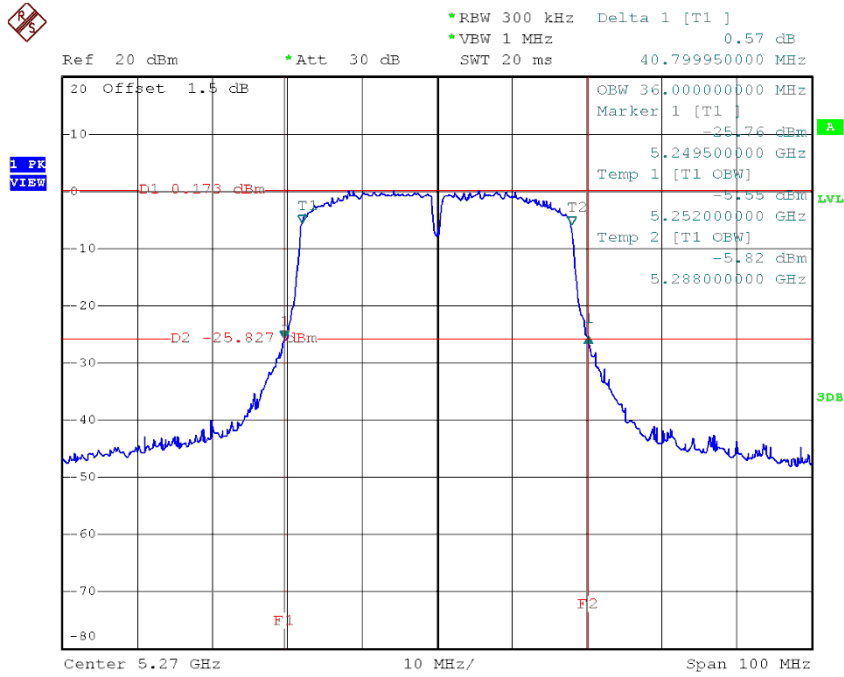
TX CH64



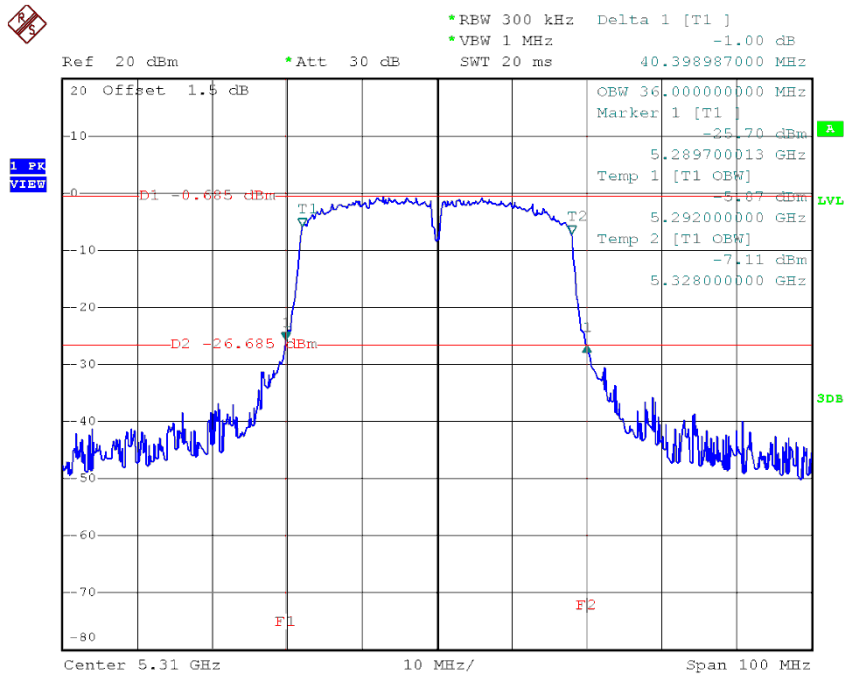
Test Mode: UNII-2A/TX N40 Mode_CH54/CH62

Channel	Frequency (MHz)	26dB Bandwidth (MHz)	99% Occupied Bandwidth (MHz)
CH54	5270	40.80	36.00
CH62	5310	40.40	36.00

TX CH54



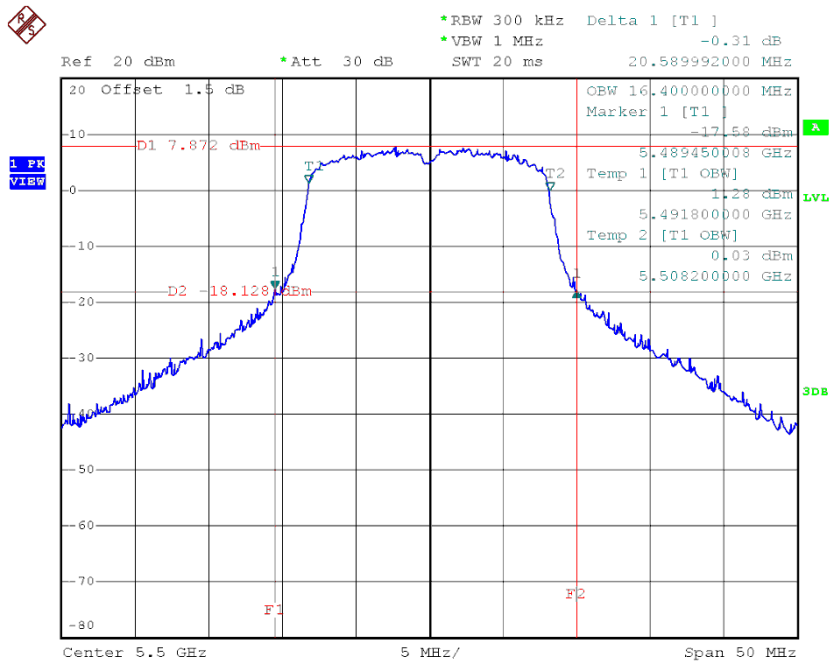
TX CH62



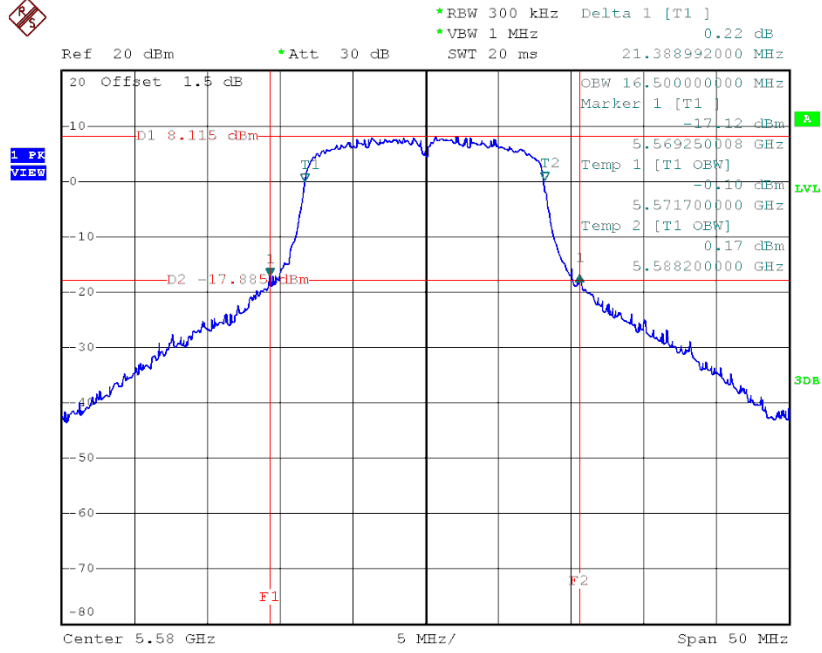
Test Mode: UNII-2C/TX A Mode_CH100/CH116/CH140

Channel	Frequency (MHz)	26dB Bandwidth (MHz)	99% Occupied Bandwidth (MHz)
CH100	5500	20.59	16.40
CH116	5580	21.39	16.50
CH140	5700	20.59	16.40

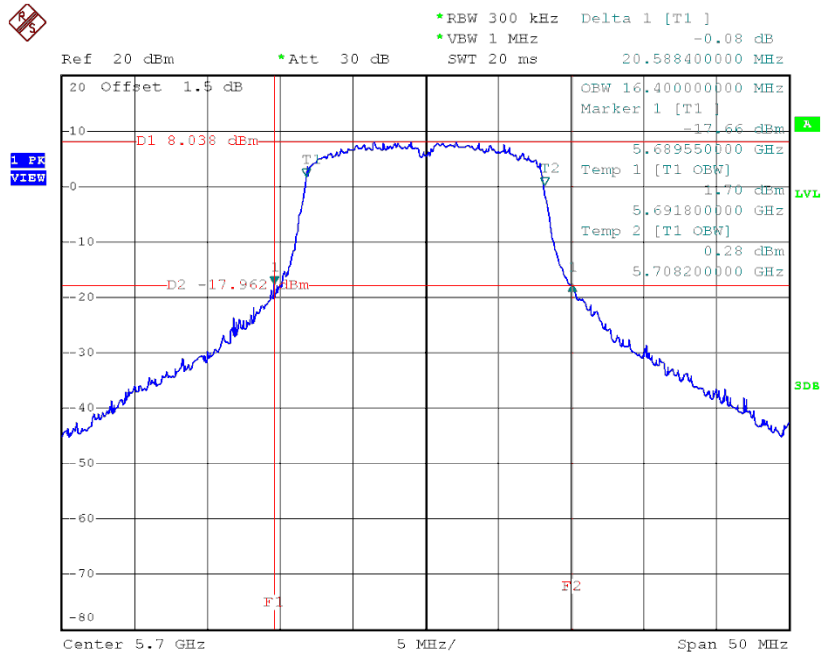
TX CH100



TX CH116

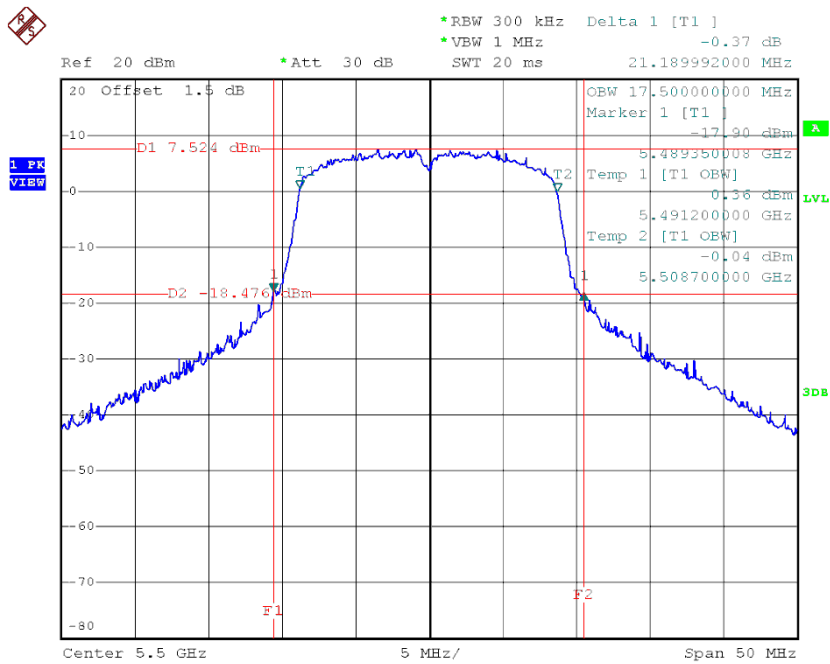


TX CH140

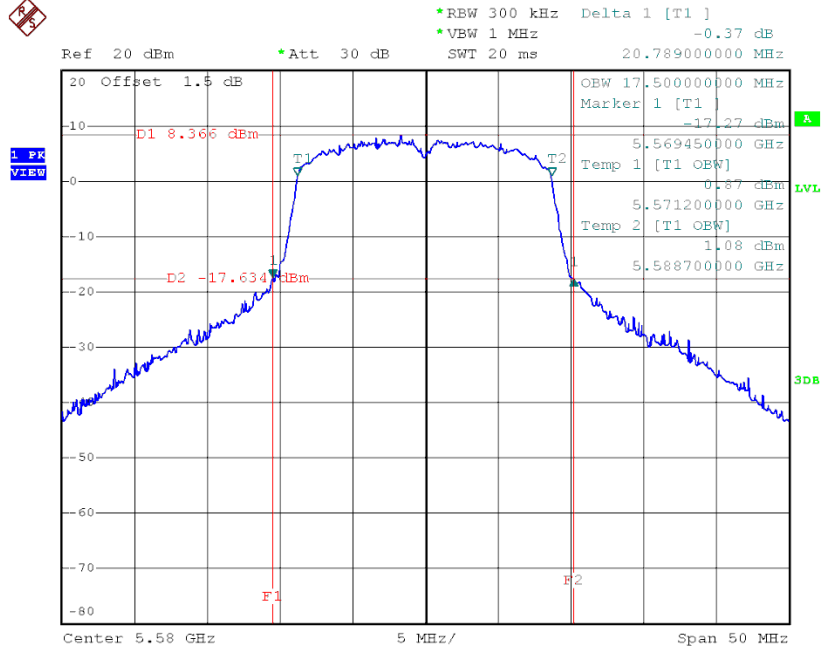


Test Mode: UNII-2C/TX N20 Mode_CH100/CH116/CH140

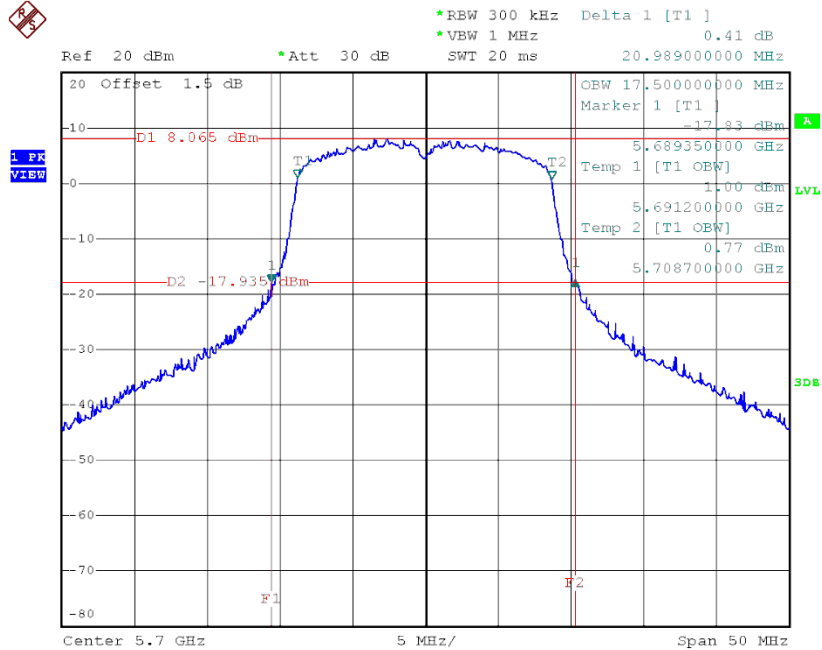
Channel	Frequency (MHz)	26dB Bandwidth (MHz)	99% Occupied Bandwidth (MHz)
CH100	5500	21.19	17.50
CH116	5580	20.79	17.50
CH140	5700	20.99	17.50

TX CH100


TX CH116



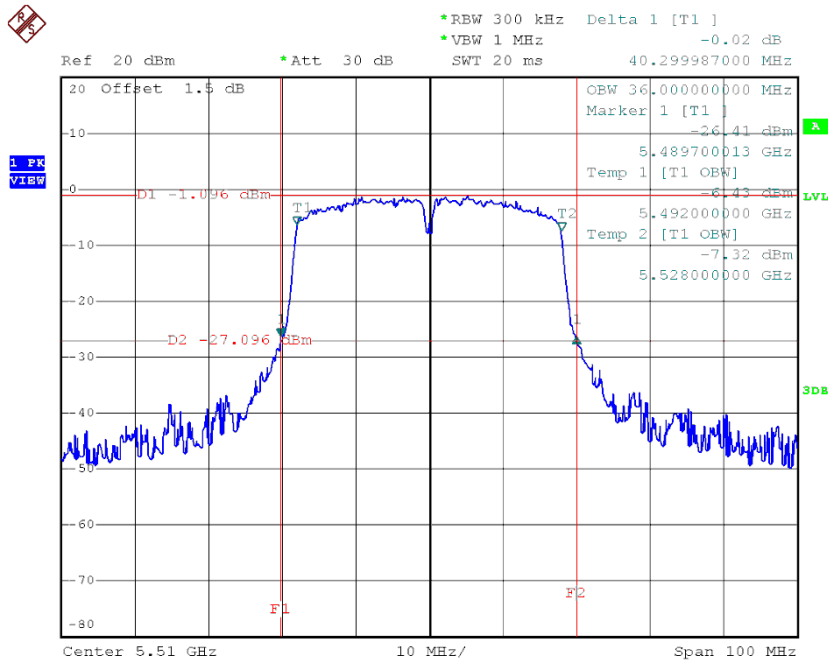
TX CH140



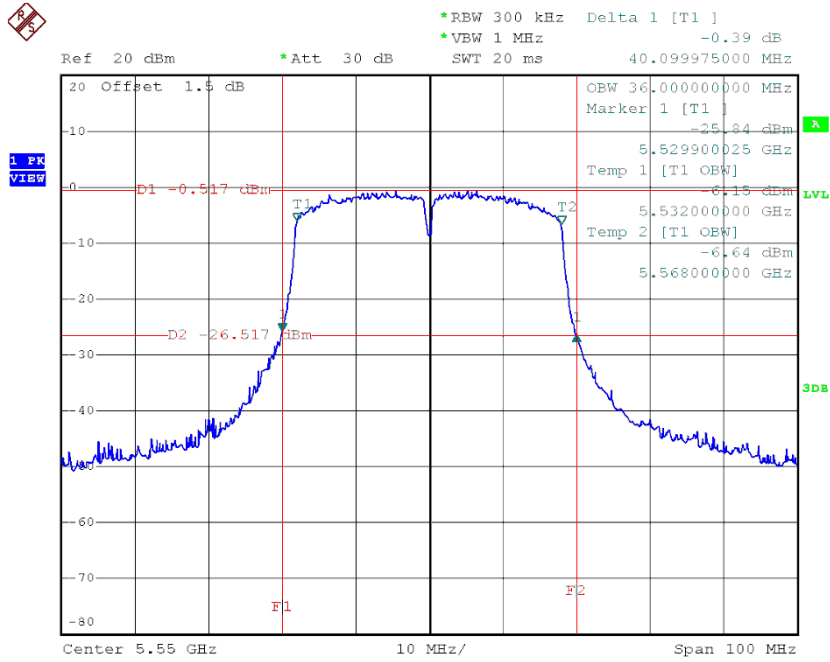
Test Mode: UNII-2C/TX N40 Mode_CH102/CH110/CH134

Channel	Frequency (MHz)	26dB Bandwidth (MHz)	99% Occupied Bandwidth (MHz)
CH102	5510	40.30	36.00
CH110	5550	40.10	36.00
CH134	5670	40.11	36.00

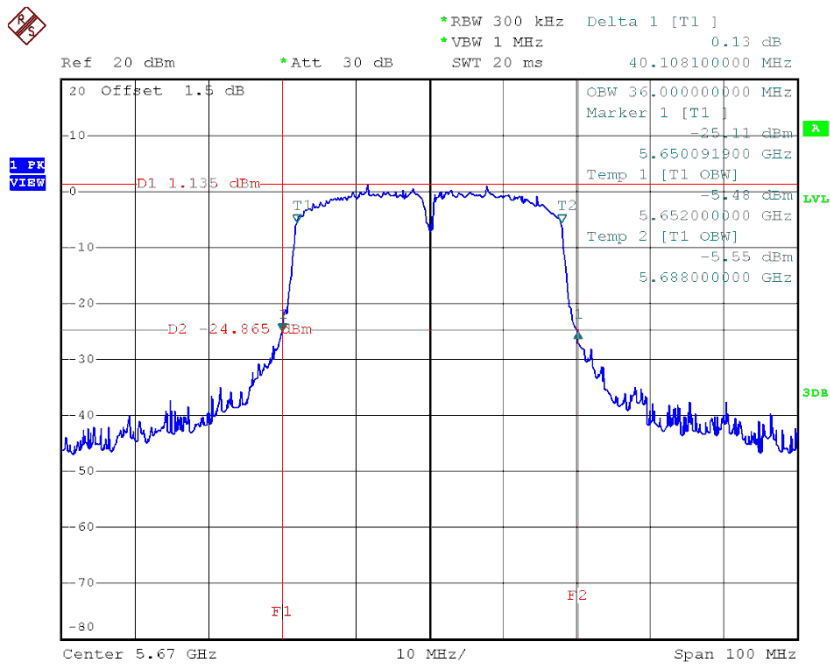
TX CH102



TX CH110

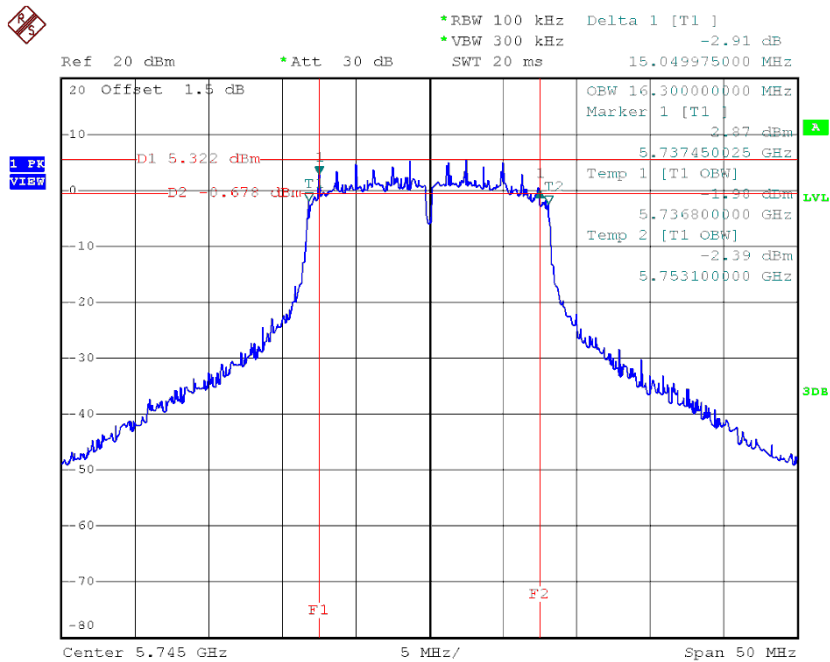


TX CH134

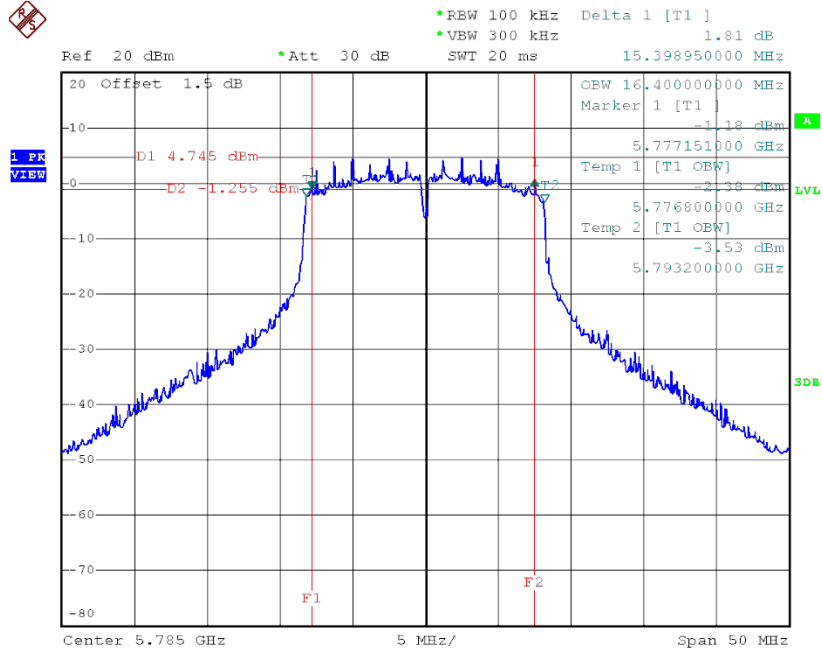


Test Mode: UNII-3/ TX A Mode_CH149/CH157/CH165

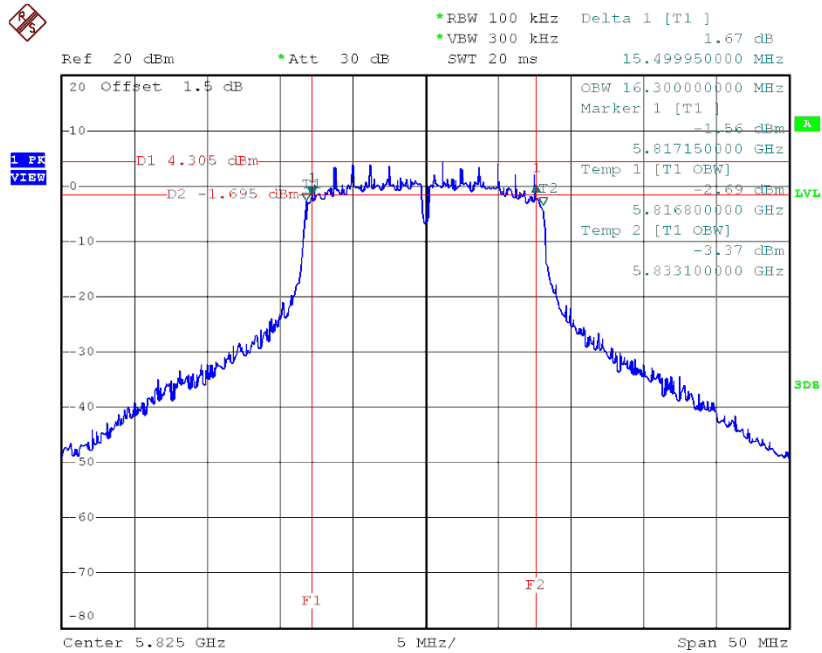
Channel	Frequency (MHz)	6dB Bandwidth (MHz)	99% Occupied Bandwidth (MHz)	Limit (kHz)
CH149	5745	15.05	16.30	>=500
CH157	5785	15.40	16.40	>=500
CH165	5825	15.50	16.30	>=500

TX CH 149


TX CH 157

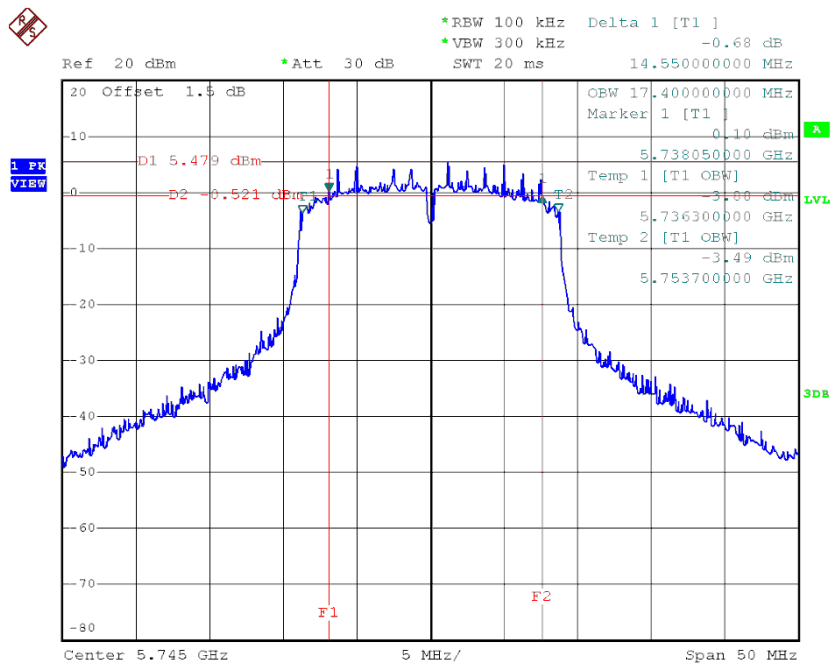


TX CH 165

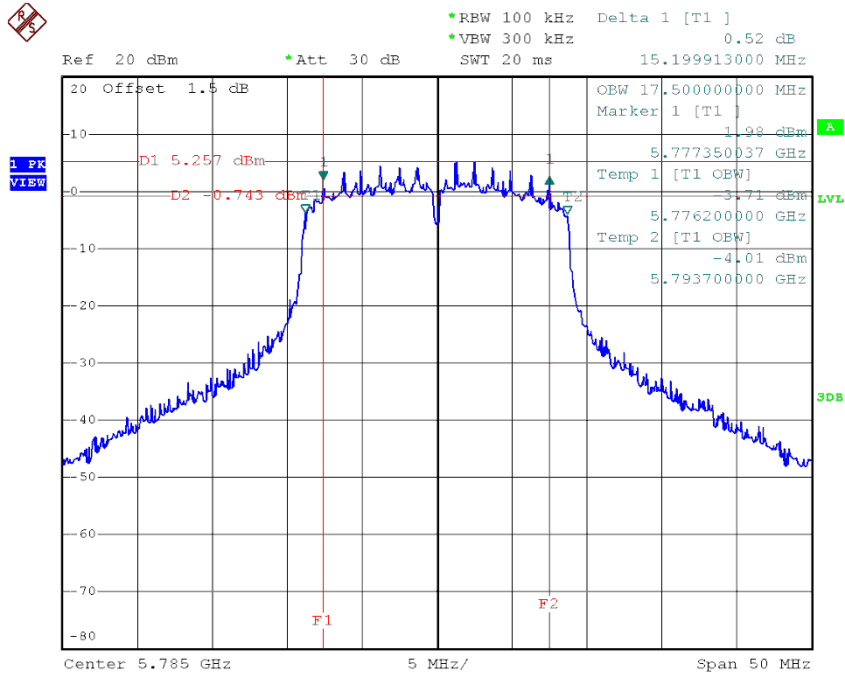


Test Mode: UNII-3/ TX N20 Mode_CH149/CH157/CH165

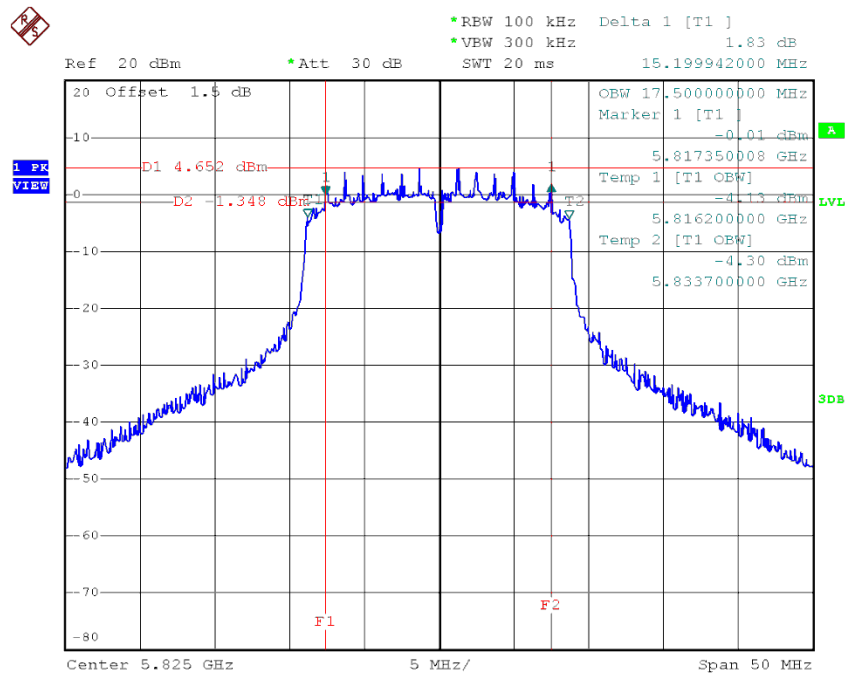
Channel	Frequency (MHz)	6dB Bandwidth (MHz)	99% Occupied Bandwidth (MHz)	Limit (kHz)
CH149	5745	14.55	17.40	>=500
CH157	5785	15.20	17.50	>=500
CH165	5825	15.20	17.50	>=500

TX CH 149


TX CH 157



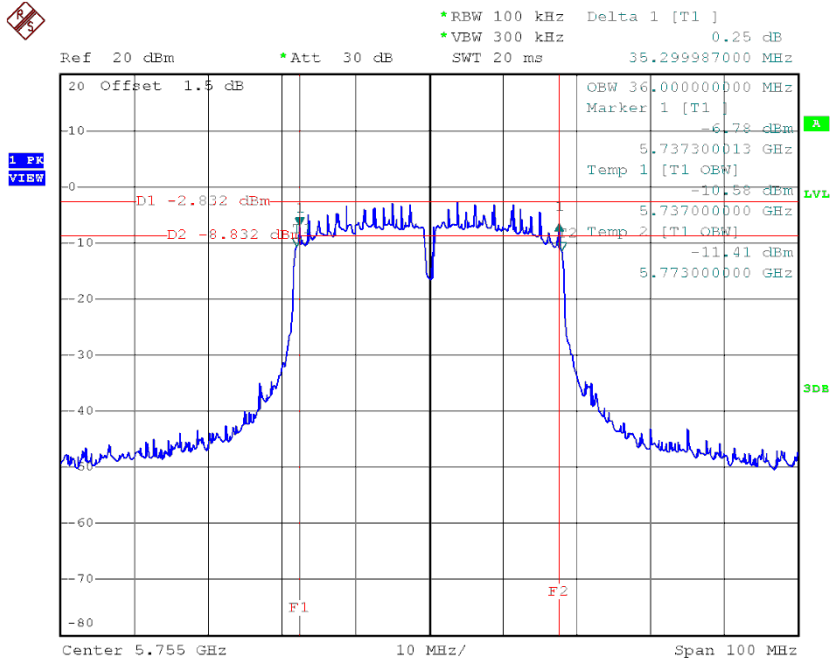
TX CH 165



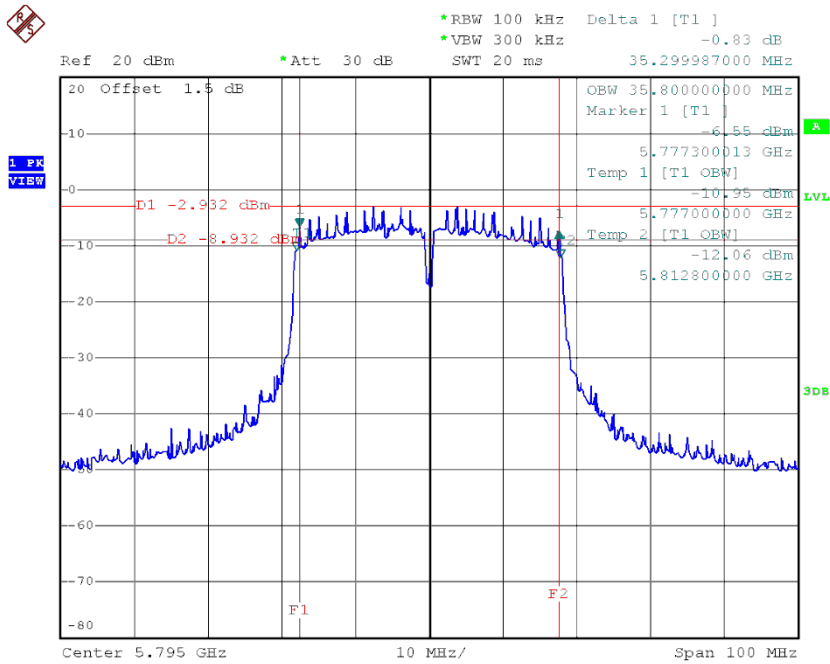
Test Mode: UNII-3/ TX N40 Mode_CH151/CH159

Channel	Frequency (MHz)	6dB Bandwidth (MHz)	99% Occupied Bandwidth (MHz)	Limit (kHz)
CH151	5755	35.30	36.00	>=500
CH159	5795	35.30	35.80	>=500

TX CH 151



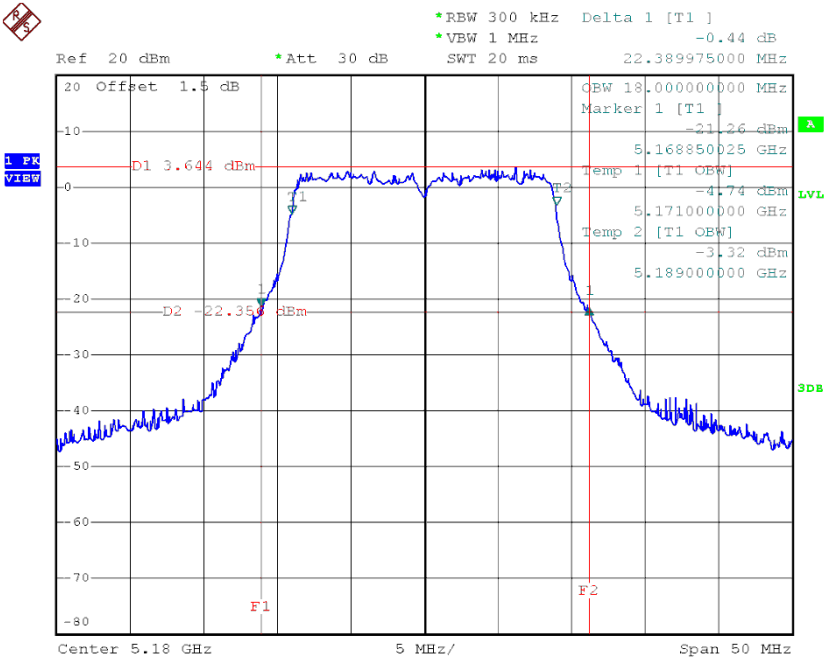
TX CH 159



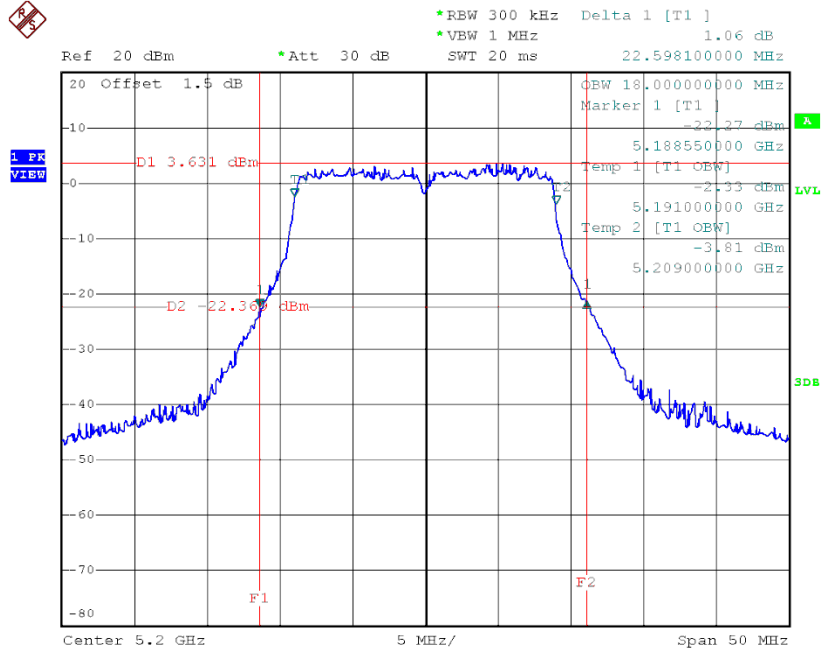
Test Mode: UNII-1/TX AC20 Mode_CH36/CH40/CH48

Channel	Frequency (MHz)	26dB Bandwidth (MHz)	99% Occupied Bandwidth (MHz)
CH36	5180	22.39	18.00
CH40	5200	22.60	18.00
CH48	5240	22.49	18.10

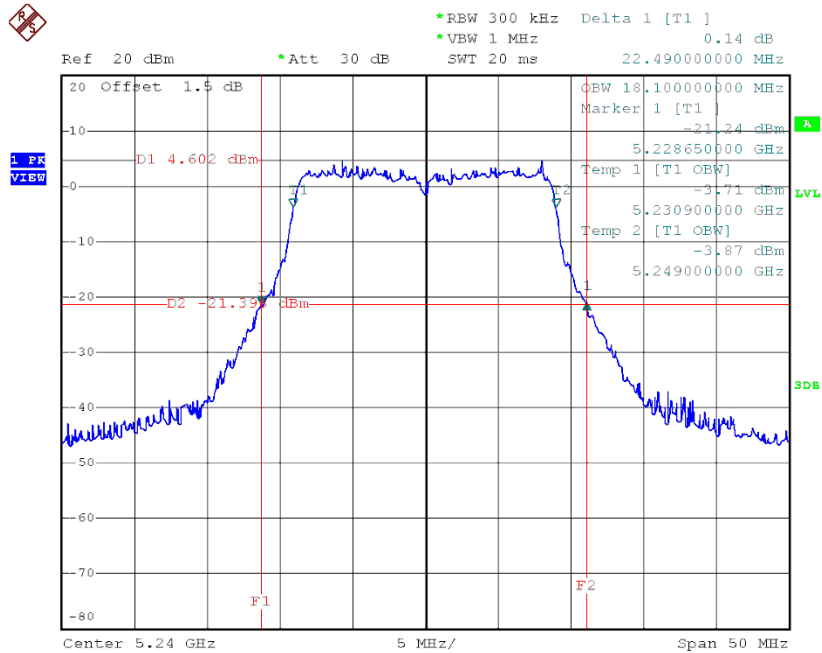
TX CH36



TX CH40



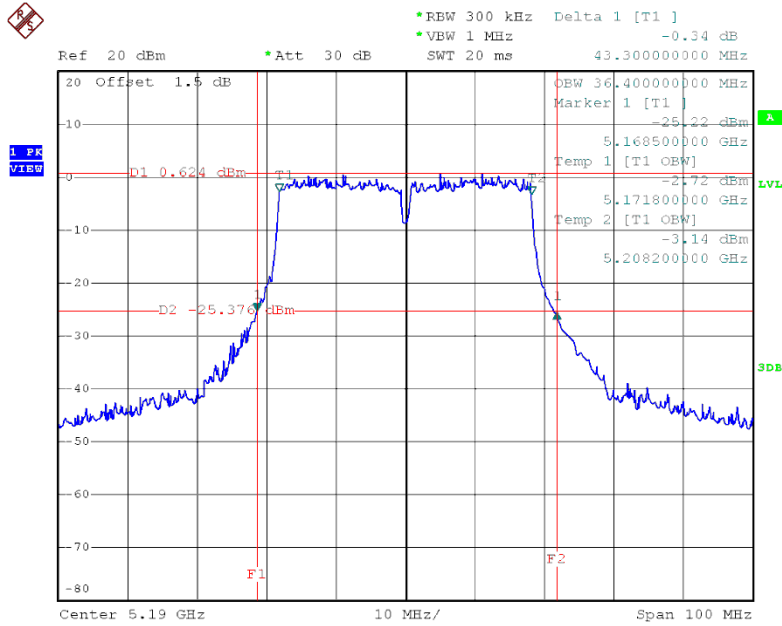
TX CH48



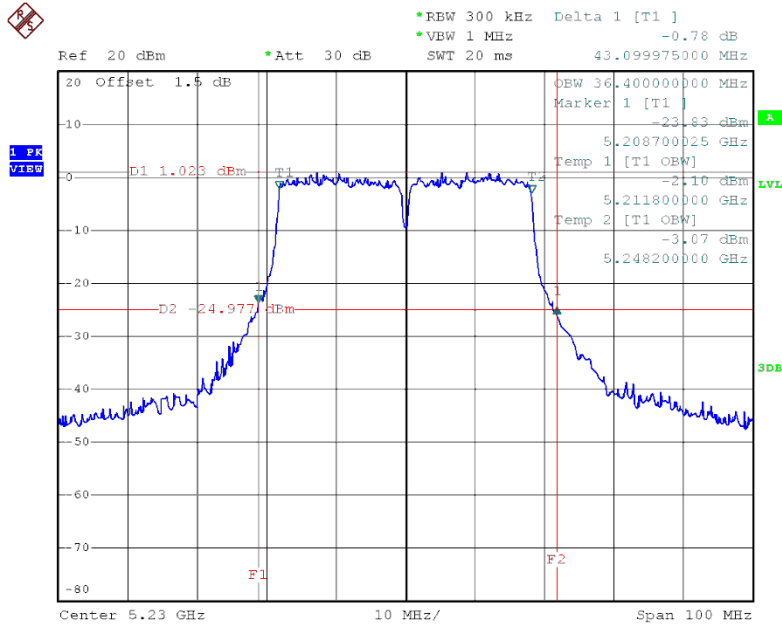
Test Mode: UNII-1/TX AC40 Mode_CH38/CH46

Channel	Frequency (MHz)	26dB Bandwidth (MHz)	99% Occupied Bandwidth (MHz)
CH38	5190	43.30	36.40
CH46	5230	43.10	36.40

TX CH38

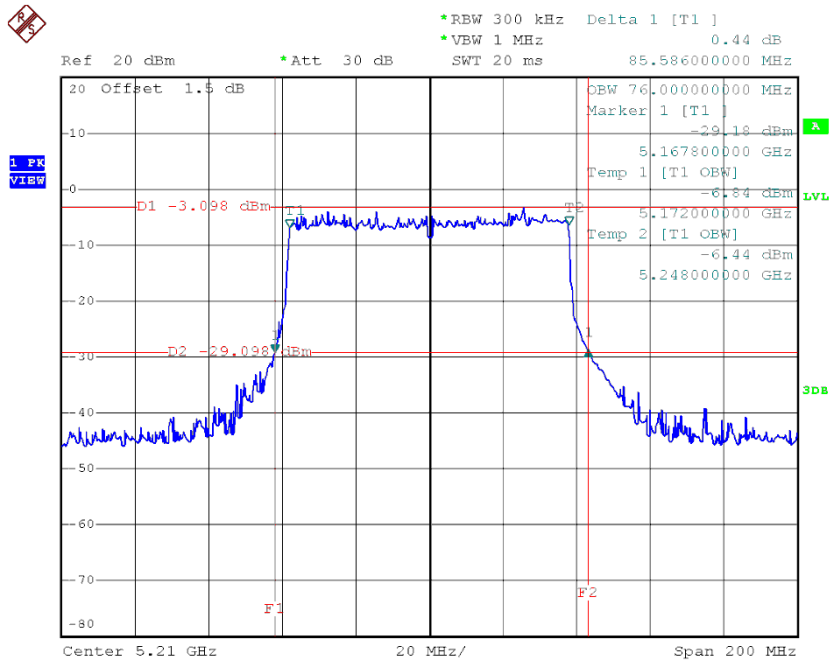


TX CH46



Test Mode: UNII-1/TX AC80 Mode_CH42

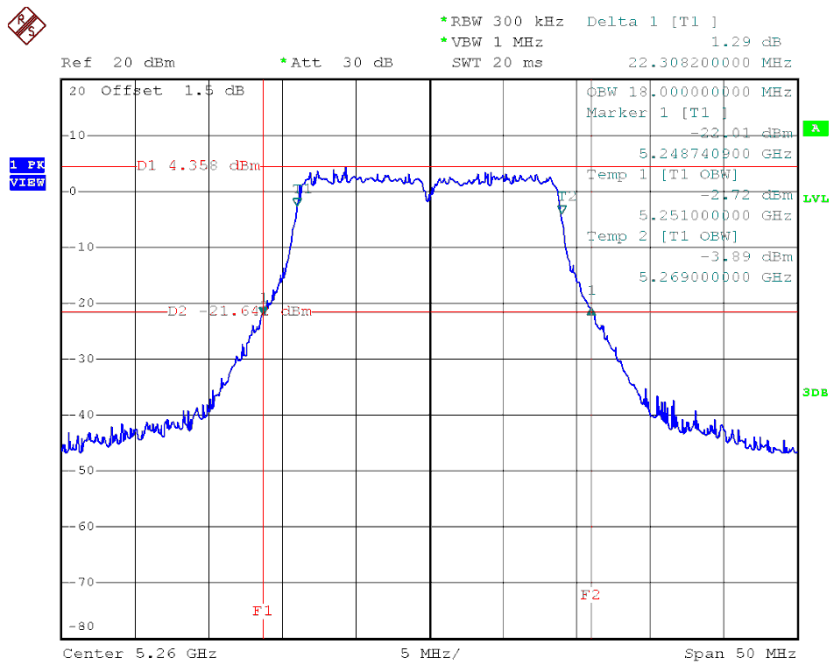
Channel	Frequency (MHz)	26dB Bandwidth (MHz)	99% Occupied Bandwidth (MHz)
CH42	5210	85.59	76.00

TX CH42


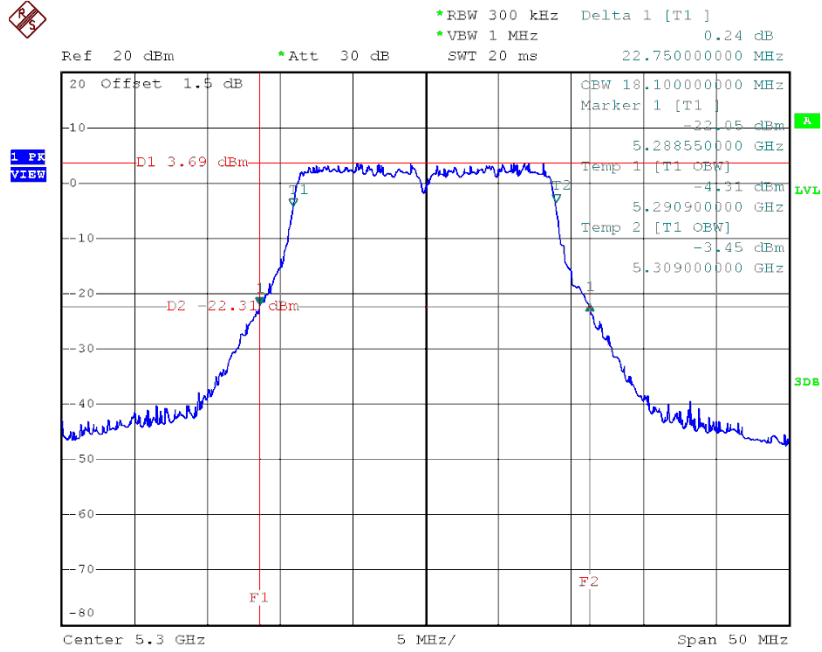
Test Mode: UNII-2A/TX AC20 Mode_CH52/CH60/CH64

Channel	Frequency (MHz)	26dB Bandwidth (MHz)	99% Occupied Bandwidth (MHz)
CH52	5260	22.31	18.00
CH60	5300	22.75	18.10
CH64	5320	22.60	18.00

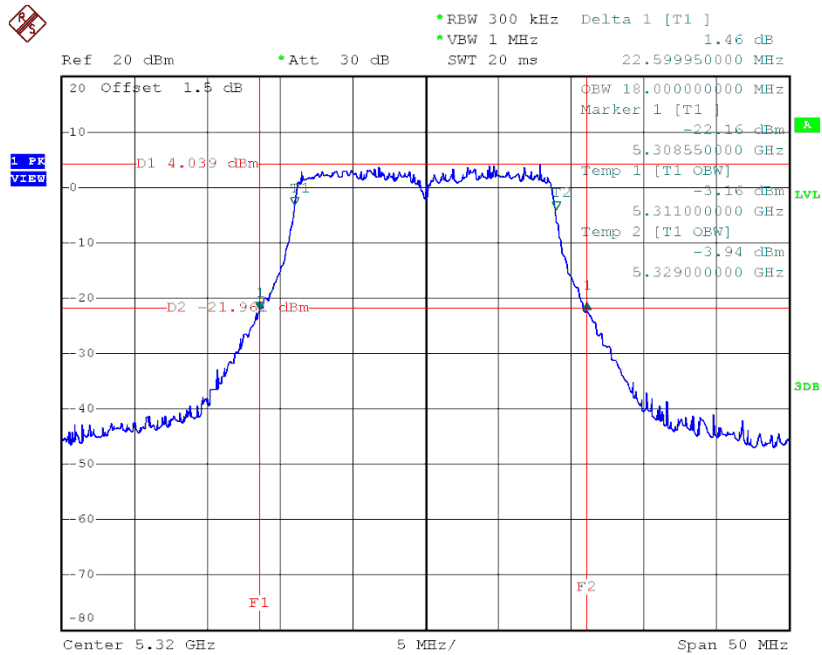
TX CH52



TX CH60



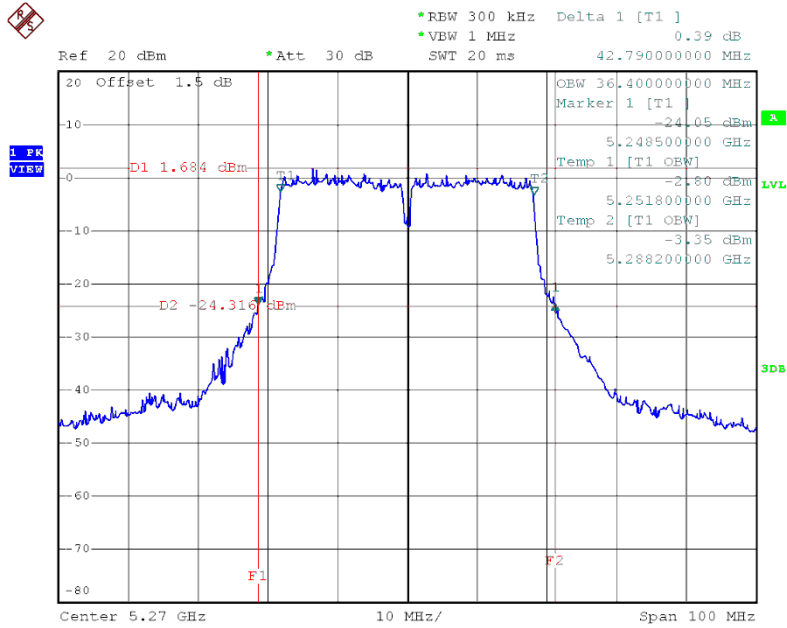
TX CH64



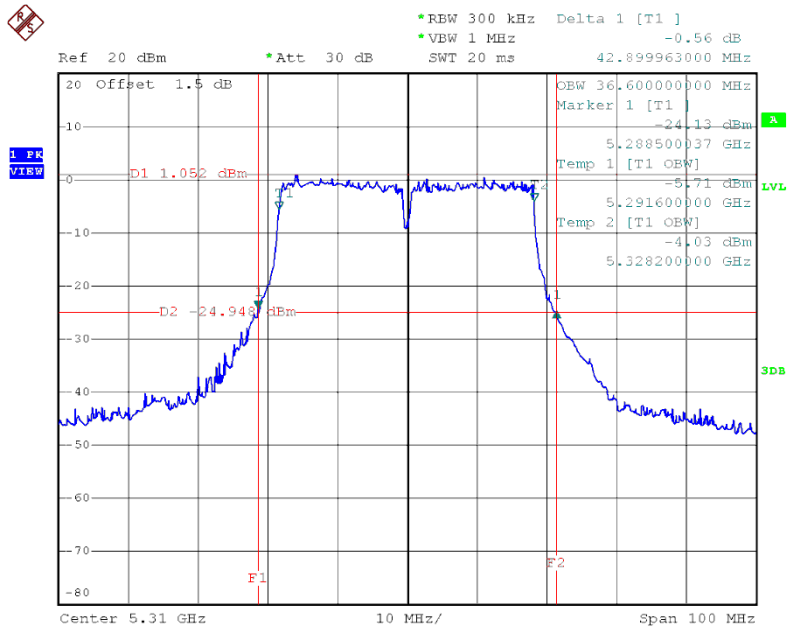
Test Mode: UNII-2A/TX AC40 Mode_CH54/CH62

Channel	Frequency (MHz)	26dB Bandwidth (MHz)	99% Occupied Bandwidth (MHz)
CH54	5270	42.79	36.40
CH62	5310	42.90	36.60

TX CH54



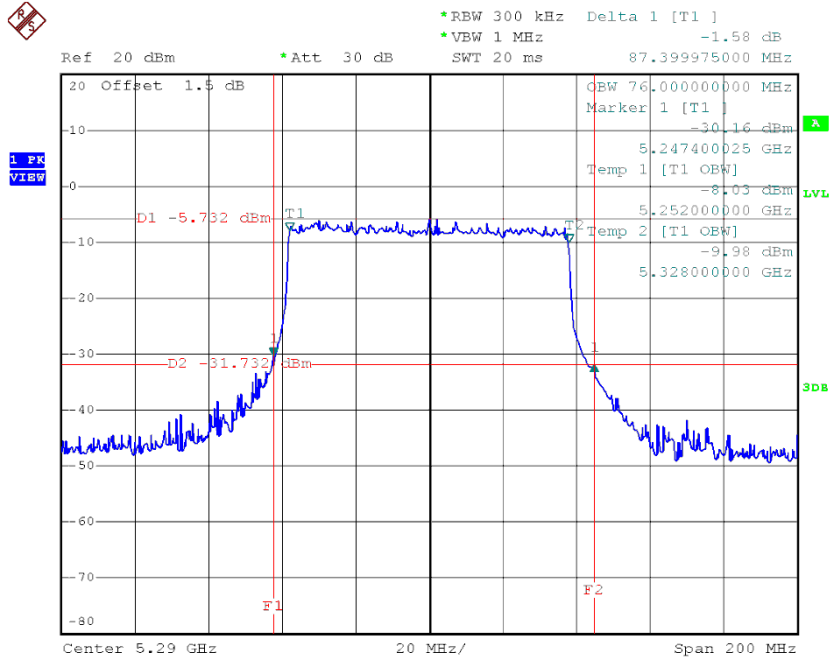
TX CH62



Test Mode: UNII-2A/TX AC80 Mode_CH58

Channel	Frequency (MHz)	26dB Bandwidth (MHz)	99% Occupied Bandwidth (MHz)
CH58	5290	87.40	76.00

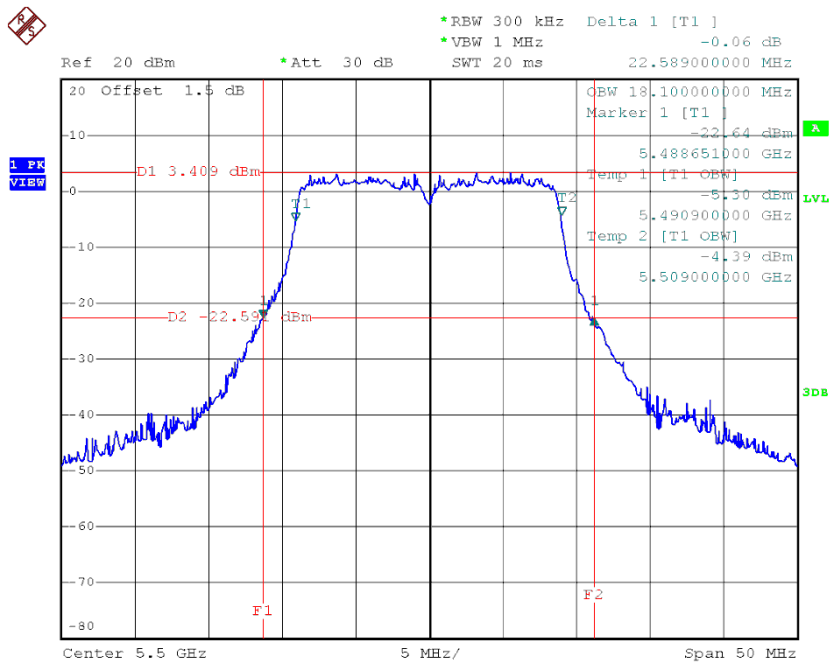
TX CH58



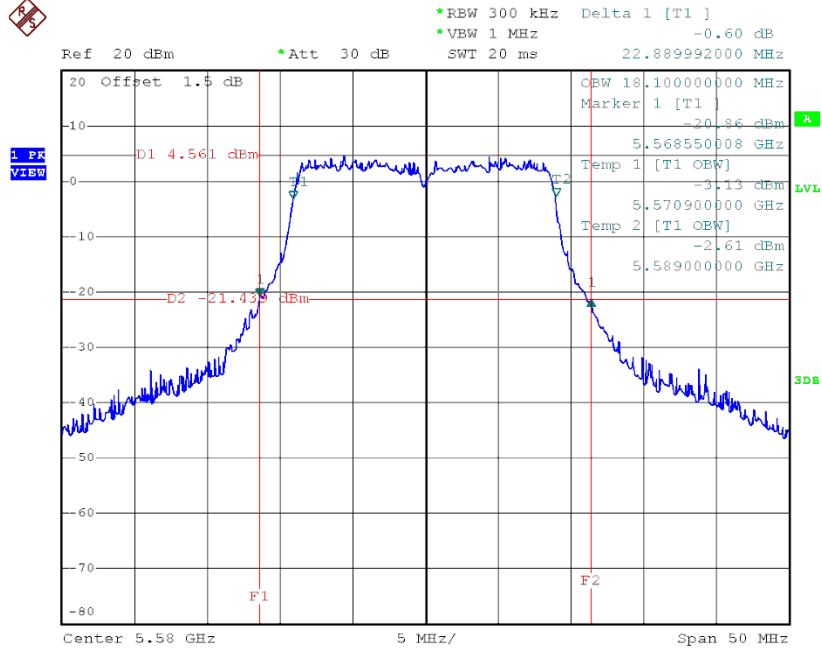
Test Mode: UNII-2C/TX AC20 Mode_CH100/CH116/CH140

Channel	Frequency (MHz)	26dB Bandwidth (MHz)	99% Occupied Bandwidth (MHz)
CH100	5500	22.59	18.10
CH116	5580	22.89	18.10
CH140	5700	22.85	18.00

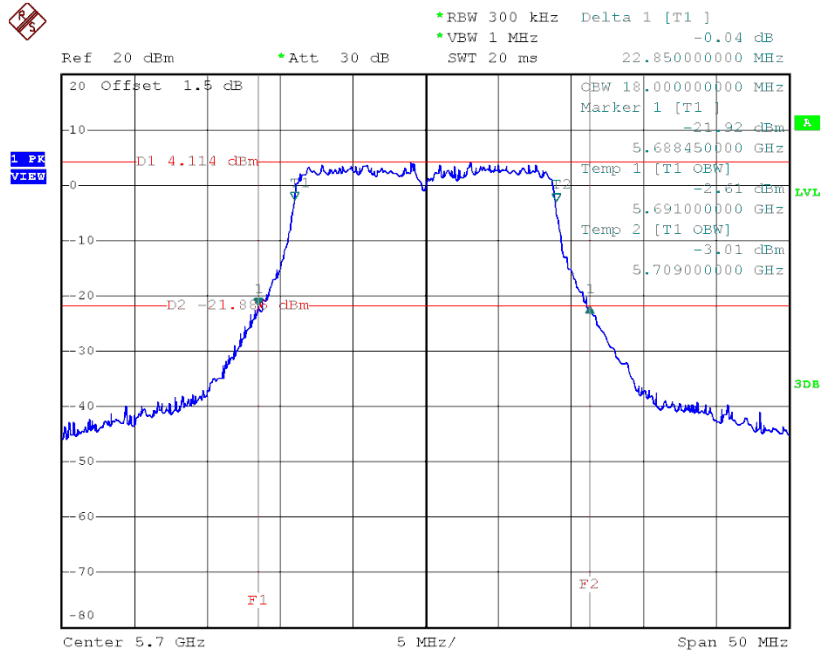
TX CH100



TX CH116

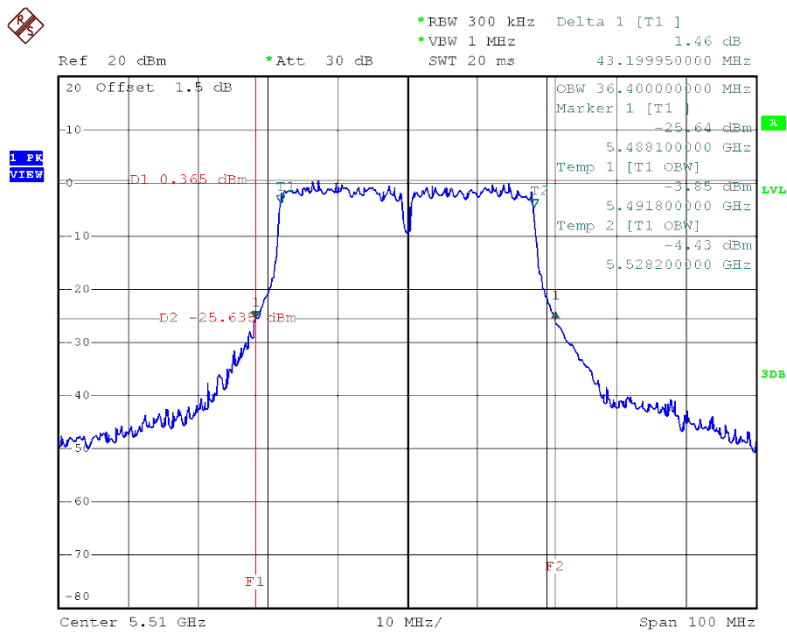


TX CH140

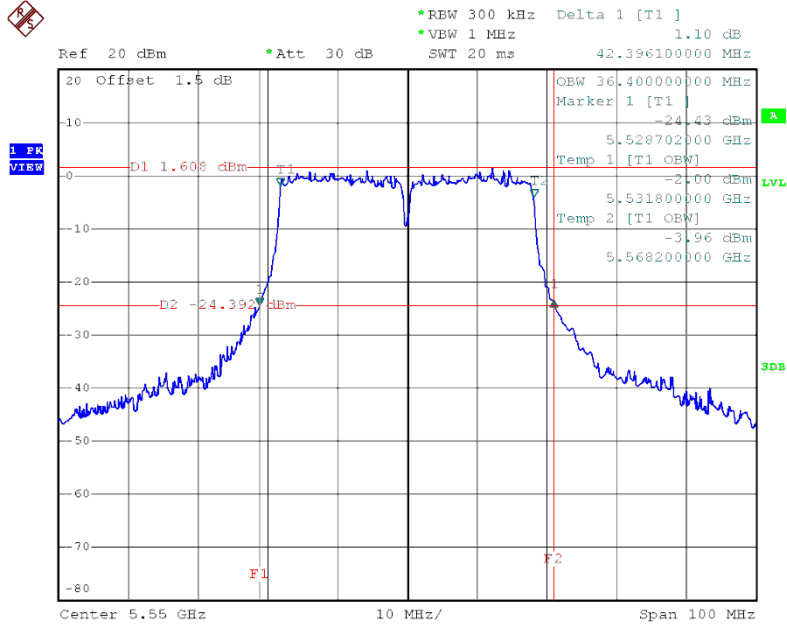


Test Mode: UNII-2C/TX AC40 Mode_CH102/CH110/CH134

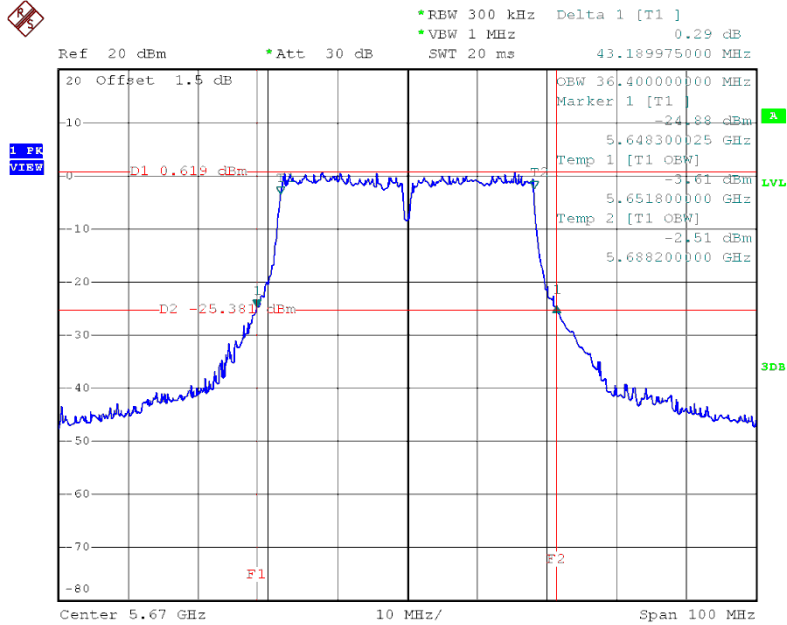
Channel	Frequency (MHz)	26dB Bandwidth (MHz)	99% Occupied Bandwidth (MHz)
CH102	5510	43.20	36.40
CH110	5550	42.40	36.40
CH134	5670	43.19	36.40

TX CH102


TX CH110



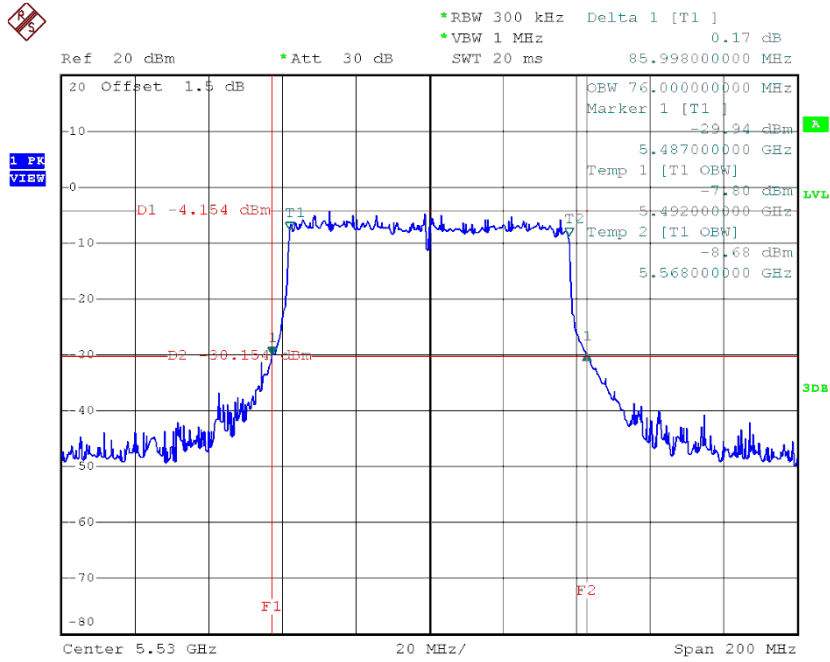
TX CH134



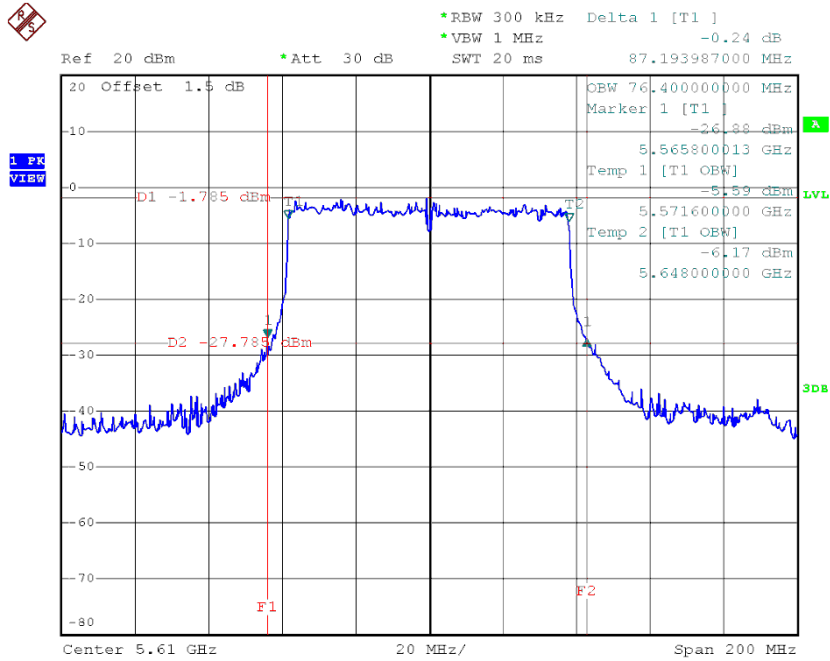
Test Mode: UNII-2C/TX AC80 Mode_CH106/CH122

Channel	Frequency (MHz)	26dB Bandwidth (MHz)	99% Occupied Bandwidth (MHz)
CH106	5530	86.00	76.00
CH122	5610	87.19	76.40

TX CH106

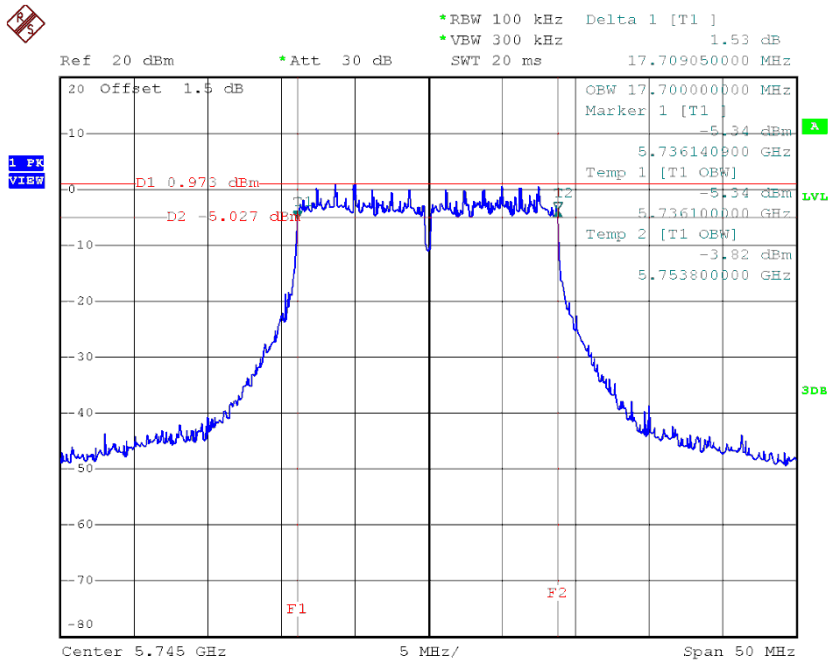


TX CH122

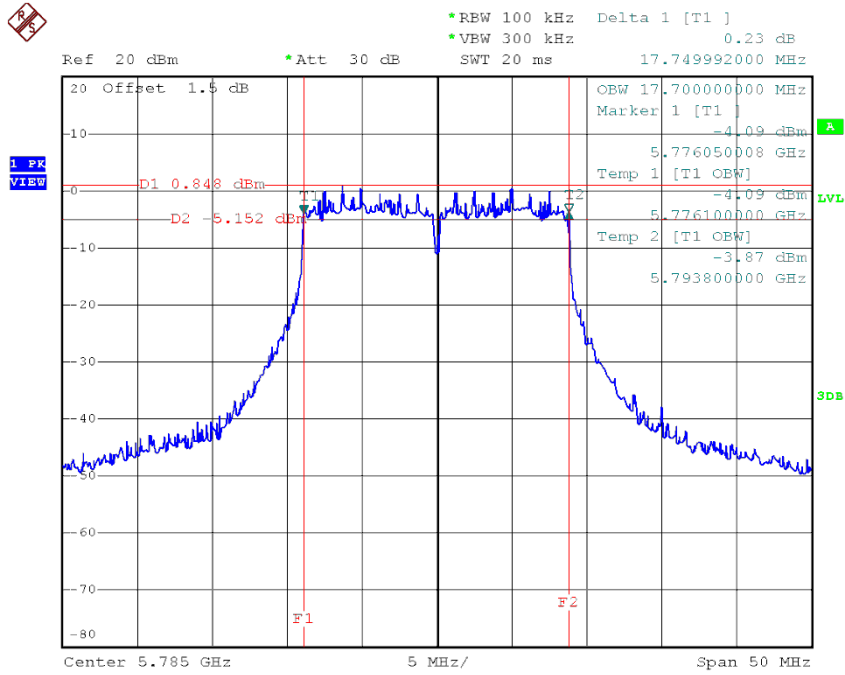


Test Mode: UNII-3/ TX AC20 Mode_CH149/CH157/CH165

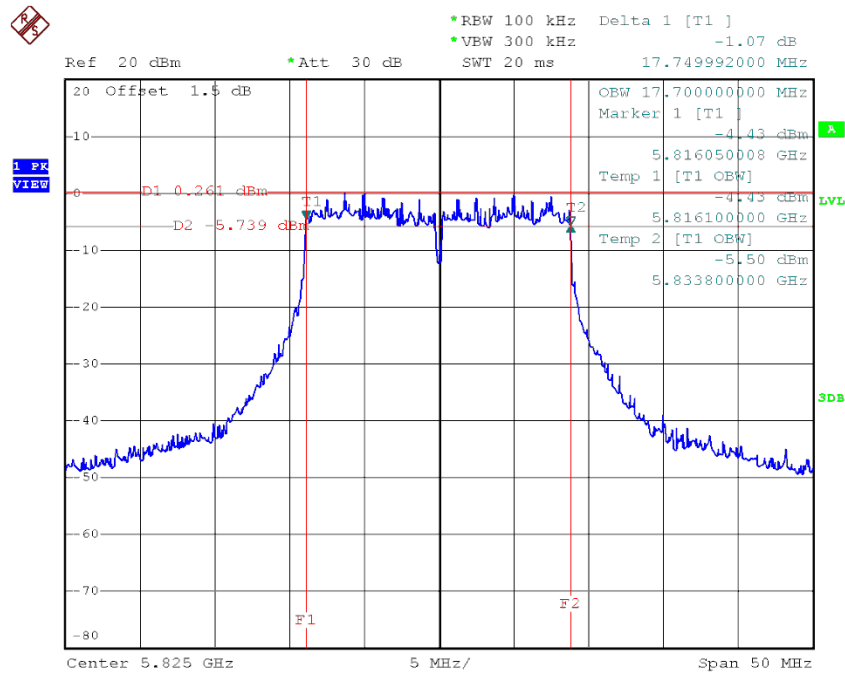
Channel	Frequency (MHz)	6dB Bandwidth (MHz)	99% Occupied Bandwidth (MHz)	Limit (kHz)
CH149	5745	17.71	17.70	>=500
CH157	5785	17.75	17.70	>=500
CH165	5825	17.75	17.70	>=500

TX CH 149


TX CH 157



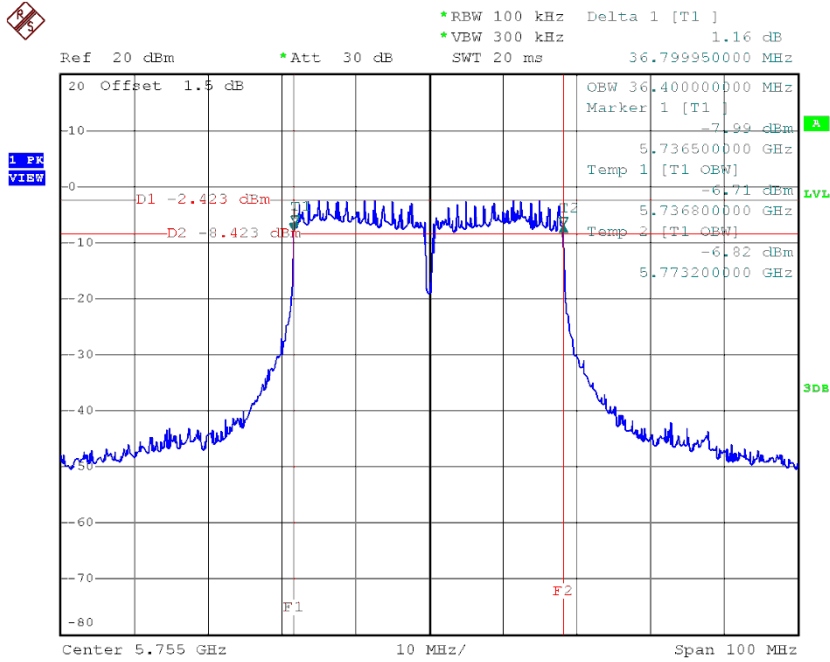
TX CH 165



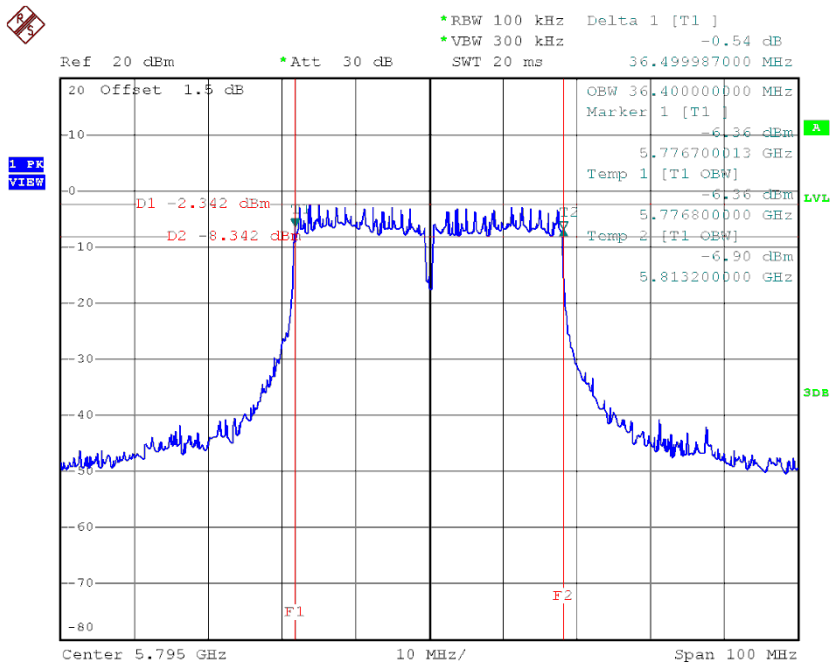
Test Mode: UNII-3/ TX AC40 Mode_CH151/CH159

Channel	Frequency (MHz)	6dB Bandwidth (MHz)	99% Occupied Bandwidth (MHz)	Limit (kHz)
CH151	5755	36.80	36.40	>=500
CH159	5795	36.50	36.40	>=500

TX CH 151

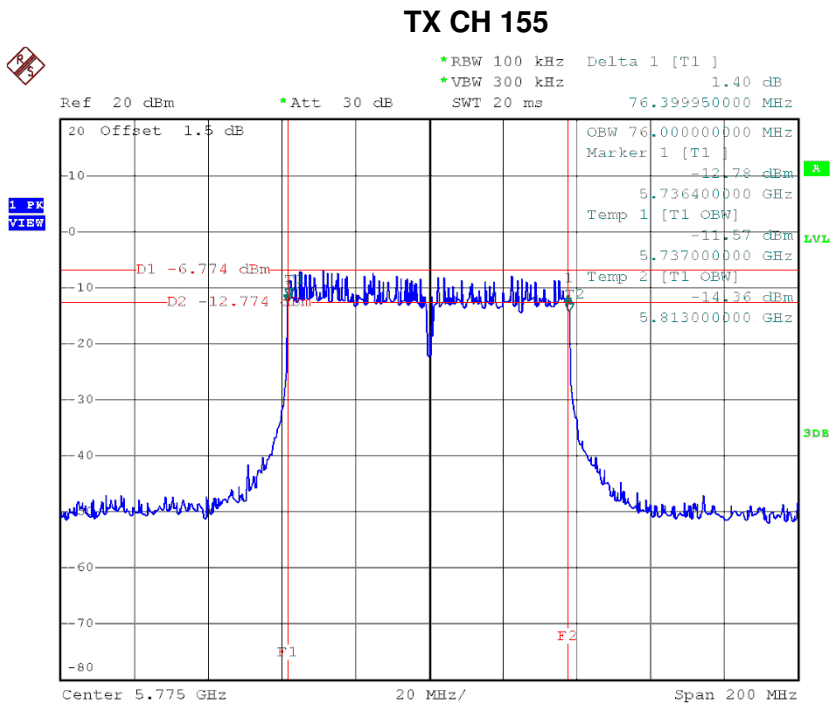


TX CH 159



Test Mode: UNII-3/ TX AC80 Mode_CH155

Channel	Frequency (MHz)	6dB Bandwidth (MHz)	99% Occupied Bandwidth (MHz)	Limit (kHz)
CH155	5775	76.40	76.00	>=500



ATTACHMENT F - MAXIMUM OUTPUT POWER

Test Mode: UNII-1/TX A Mode_ANT 1

Channel	Frequency (MHz)	Output Power (dBm)	Duty Factor (dBm)	Output Power + Duty Factor (dBm)	Limit (dBm)	Limit (Watt)
CH36	5180	12.97	0.23	13.20	24.00	0.25
CH40	5200	12.72	0.23	12.95	24.00	0.25
CH48	5240	12.83	0.23	13.06	24.00	0.25

Test Mode: UNII-1/TX A Mode_ANT 2

Channel	Frequency (MHz)	Output Power (dBm)	Duty Factor (dBm)	Output Power + Duty Factor (dBm)	Limit (dBm)	Limit (Watt)
CH36	5180	12.85	0.23	13.08	24.00	0.25
CH40	5200	12.76	0.23	12.99	24.00	0.25
CH48	5240	12.77	0.23	13.00	24.00	0.25

Test Mode: UNII-1/TX A Mode_Total

Channel	Frequency (MHz)	Output Power (dBm)	Limit (dBm)	Limit (Watt)
CH36	5180	16.15	24.00	0.25
CH40	5200	15.98	24.00	0.25
CH48	5240	16.04	24.00	0.25

Test Mode: UNII-1/TX N20 Mode_ANT 1

Channel	Frequency (MHz)	Output Power (dBm)	Duty Factor (dBm)	Output Power + Duty Factor (dBm)	Limit (dBm)	Limit (Watt)
CH36	5180	12.36	0.51	12.87	24.00	0.25
CH40	5200	12.13	0.51	12.64	24.00	0.25
CH48	5240	12.64	0.51	13.15	24.00	0.25

Test Mode: UNII-1/TX N20 Mode_ANT 2

Channel	Frequency (MHz)	Output Power (dBm)	Duty Factor (dBm)	Output Power + Duty Factor (dBm)	Limit (dBm)	Limit (Watt)
CH36	5180	12.33	0.51	12.84	24.00	0.25
CH40	5200	12.28	0.51	12.79	24.00	0.25
CH48	5240	12.28	0.51	12.79	24.00	0.25

Test Mode: UNII-1/TX N20 Mode_Total

Channel	Frequency (MHz)	Output Power (dBm)	Limit (dBm)	Limit (Watt)
CH36	5180	15.87	24.00	0.25
CH40	5200	15.73	24.00	0.25
CH48	5240	15.98	24.00	0.25

Test Mode: UNII-1/TX N40 Mode_ANT 1

Channel	Frequency (MHz)	Output Power (dBm)	Duty Factor (dBm)	Output Power + Duty Factor (dBm)	Limit (dBm)	Limit (Watt)
CH38	5190	11.62	1.22	12.84	24.00	0.25
CH46	5230	11.24	1.22	12.46	24.00	0.25

Test Mode: UNII-1/TX N40 Mode_ANT 2

Channel	Frequency (MHz)	Output Power (dBm)	Duty Factor (dBm)	Output Power + Duty Factor (dBm)	Limit (dBm)	Limit (Watt)
CH38	5190	11.54	1.22	12.76	24.00	0.25
CH46	5230	11.42	1.22	12.64	24.00	0.25

Test Mode: UNII-1/TX N40 Mode_Total

Channel	Frequency (MHz)	Output Power (dBm)	Limit (dBm)	Limit (Watt)
CH38	5190	15.81	24.00	0.25
CH46	5230	15.56	24.00	0.25

Test Mode: UNII-2A/TX A Mode_ANT 1

Channel	Frequency (MHz)	Output Power (dBm)	Duty Factor (dBm)	Output Power + Duty Factor (dBm)	Limit (dBm)	Limit (Watt)
CH52	5260	12.31	0.23	12.54	24.00	0.25
CH60	5300	12.12	0.23	12.35	24.00	0.25
CH64	5320	12.09	0.23	12.32	24.00	0.25

Test Mode: UNII-2A/TX A Mode_ANT 2

Channel	Frequency (MHz)	Output Power (dBm)	Duty Factor (dBm)	Output Power + Duty Factor (dBm)	Limit (dBm)	Limit (Watt)
CH52	5260	12.48	0.23	12.71	24.00	0.25
CH60	5300	12.39	0.23	12.62	24.00	0.25
CH64	5320	12.38	0.23	12.61	24.00	0.25

Test Mode: UNII-2A/TX A Mode_Total

Channel	Frequency (MHz)	Output Power (dBm)	Limit (dBm)	Limit (Watt)
CH52	5260	15.64	24.00	0.25
CH60	5300	15.50	24.00	0.25
CH64	5320	15.48	24.00	0.25

Test Mode: UNII-2A/TX N20 Mode_ANT 1

Channel	Frequency (MHz)	Output Power (dBm)	Duty Factor (dBm)	Output Power + Duty Factor (dBm)	Limit (dBm)	Limit (Watt)
CH52	5260	12.54	0.51	13.05	24.00	0.25
CH60	5300	12.07	0.51	12.58	24.00	0.25
CH64	5320	12.28	0.51	12.79	24.00	0.25

Test Mode: UNII-2A/TX N20 Mode_ANT 2

Channel	Frequency (MHz)	Output Power (dBm)	Duty Factor (dBm)	Output Power + Duty Factor (dBm)	Limit (dBm)	Limit (Watt)
CH52	5260	12.58	0.51	13.09	24.00	0.25
CH60	5300	12.39	0.51	12.90	24.00	0.25
CH64	5320	12.54	0.51	13.05	24.00	0.25

Test Mode: UNII-2A/TX N20 Mode_Total

Channel	Frequency (MHz)	Output Power (dBm)	Limit (dBm)	Limit (Watt)
CH52	5260	16.08	24.00	0.25
CH60	5300	15.75	24.00	0.25
CH64	5320	15.93	24.00	0.25

Test Mode: UNII-2A/TX N40 Mode_ANT 1

Channel	Frequency (MHz)	Output Power (dBm)	Duty Factor (dBm)	Output Power + Duty Factor (dBm)	Limit (dBm)	Limit (Watt)
CH54	5270	11.42	1.22	12.64	24.00	0.25
CH62	5310	11.48	1.22	12.70	24.00	0.25

Test Mode: UNII-2A/TX N40 Mode_ANT 2

Channel	Frequency (MHz)	Output Power (dBm)	Duty Factor (dBm)	Output Power + Duty Factor (dBm)	Limit (dBm)	Limit (Watt)
CH54	5270	11.58	1.22	12.80	24.00	0.25
CH62	5310	11.98	1.22	13.20	24.00	0.25

Test Mode: UNII-2A/TX N40 Mode_Total

Channel	Frequency (MHz)	Output Power (dBm)	Limit (dBm)	Limit (Watt)
CH54	5270	15.73	24.00	0.25
CH62	5310	15.97	24.00	0.25

Test Mode: UNII-2C/TX A Mode_ANT 1

Channel	Frequency (MHz)	Output Power (dBm)	Duty Factor (dBm)	Output Power + Duty Factor (dBm)	Limit (dBm)	Limit (Watt)
CH100	5500	12.87	0.23	13.10	24.00	0.25
CH116	5580	12.95	0.23	13.18	24.00	0.25
CH140	5700	12.64	0.23	12.87	24.00	0.25

Test Mode: UNII-2C/TX A Mode_ANT 2

Channel	Frequency (MHz)	Output Power (dBm)	Duty Factor (dBm)	Output Power + Duty Factor (dBm)	Limit (dBm)	Limit (Watt)
CH100	5500	12.46	0.23	12.69	24.00	0.25
CH116	5580	12.56	0.23	12.79	24.00	0.25
CH140	5700	12.54	0.23	12.77	24.00	0.25

Test Mode: UNII-2C/TX A Mode_Total

Channel	Frequency (MHz)	Output Power (dBm)	Limit (dBm)	Limit (Watt)
CH100	5500	15.91	24.00	0.25
CH116	5580	16.00	24.00	0.25
CH140	5700	15.83	24.00	0.25

Test Mode: UNII-2C/TX N20 Mode_ANT 1

Channel	Frequency (MHz)	Output Power (dBm)	Duty Factor (dBm)	Output Power + Duty Factor (dBm)	Limit (dBm)	Limit (Watt)
CH100	5500	12.67	0.51	13.18	24.00	0.25
CH116	5580	12.35	0.51	12.86	24.00	0.25
CH140	5700	11.93	0.51	12.44	24.00	0.25

Test Mode: UNII-2C/TX N20 Mode_ANT 2

Channel	Frequency (MHz)	Output Power (dBm)	Duty Factor (dBm)	Output Power + Duty Factor (dBm)	Limit (dBm)	Limit (Watt)
CH100	5500	12.91	0.51	13.42	24.00	0.25
CH116	5580	12.60	0.51	13.11	24.00	0.25
CH140	5700	12.12	0.51	12.63	24.00	0.25

Test Mode: UNII-2C/TX N20 Mode_Total

Channel	Frequency (MHz)	Output Power (dBm)	Limit (dBm)	Limit (Watt)
CH100	5500	16.31	24.00	0.25
CH116	5580	16.00	24.00	0.25
CH140	5700	15.55	24.00	0.25

Test Mode: UNII-2C/TX N40 Mode_ANT 1

Channel	Frequency (MHz)	Output Power (dBm)	Duty Factor (dBm)	Output Power + Duty Factor (dBm)	Limit (dBm)	Limit (Watt)
CH102	5510	11.19	1.22	12.41	24.00	0.25
CH110	5550	11.02	1.22	12.24	24.00	0.25
CH134	5670	11.86	1.22	13.08	24.00	0.25

Test Mode: UNII-2C/TX N40 Mode_ANT 2

Channel	Frequency (MHz)	Output Power (dBm)	Duty Factor (dBm)	Output Power + Duty Factor (dBm)	Limit (dBm)	Limit (Watt)
CH102	5510	11.21	1.22	12.43	24.00	0.25
CH110	5550	11.26	1.22	12.48	24.00	0.25
CH134	5670	11.78	1.22	13.00	24.00	0.25

Test Mode: UNII-2C/TX N40 Mode_Total

Channel	Frequency (MHz)	Output Power (dBm)	Limit (dBm)	Limit (Watt)
CH102	5510	15.43	24.00	0.25
CH110	5550	15.37	24.00	0.25
CH134	5670	16.05	24.00	0.25

Test Mode: UNII-3/ TX A Mode_ANT 1

Channel	Frequency (MHz)	Output Power (dBm)	Duty Factor (dBm)	Output Power + Duty Factor (dBm)	Limit (dBm)	Limit (Watt)
CH149	5745	12.47	0.23	12.70	30.00	1.00
CH157	5785	12.52	0.23	12.75	30.00	1.00
CH165	5825	12.53	0.23	12.76	30.00	1.00

Test Mode: UNII-3/ TX A Mode_ANT 2

Channel	Frequency (MHz)	Output Power (dBm)	Duty Factor (dBm)	Output Power + Duty Factor (dBm)	Limit (dBm)	Limit (Watt)
CH149	5745	12.34	0.23	12.57	30.00	1.00
CH157	5785	12.01	0.23	12.24	30.00	1.00
CH165	5825	12.53	0.23	12.76	30.00	1.00

Test Mode: UNII-3/ TX A Mode_Total

Channel	Frequency (MHz)	Output Power (dBm)	Limit (dBm)	Limit (Watt)
CH149	5745	15.65	30.00	1.00
CH157	5785	15.51	30.00	1.00
CH165	5825	15.77	30.00	1.00

Test Mode: UNII-3/TX N20 Mode_ANT 1

Channel	Frequency (MHz)	Output Power (dBm)	Duty Factor (dBm)	Output Power + Duty Factor (dBm)	Limit (dBm)	Limit (Watt)
CH149	5745	12.32	0.51	12.83	30.00	1.00
CH157	5785	12.36	0.51	12.87	30.00	1.00
CH165	5825	12.23	0.51	12.74	30.00	1.00

Test Mode: UNII-3/TX N20 Mode_ANT 2

Channel	Frequency (MHz)	Output Power (dBm)	Duty Factor (dBm)	Output Power + Duty Factor (dBm)	Limit (dBm)	Limit (Watt)
CH149	5745	11.96	0.51	12.47	30.00	1.00
CH157	5785	11.85	0.51	12.36	30.00	1.00
CH165	5825	11.94	0.51	12.45	30.00	1.00

Test Mode: UNII-3/TX N20 Mode_Total

Channel	Frequency (MHz)	Output Power (dBm)	Limit (dBm)	Limit (Watt)
CH149	5745	15.66	30.00	1.00
CH157	5785	15.63	30.00	1.00
CH165	5825	15.61	30.00	1.00

Test Mode: UNII-3/ TX N40 Mode_ANT 1

Channel	Frequency (MHz)	Output Power (dBm)	Duty Factor (dBm)	Output Power + Duty Factor (dBm)	Limit (dBm)	Limit (Watt)
CH151	5755	11.97	1.22	13.19	30.00	1.00
CH159	5795	11.76	1.22	12.98	30.00	1.00

Test Mode: UNII-3/ TX N40 Mode_ANT 2

Channel	Frequency (MHz)	Output Power (dBm)	Duty Factor (dBm)	Output Power + Duty Factor (dBm)	Limit (dBm)	Limit (Watt)
CH151	5755	10.26	1.22	11.48	30.00	1.00
CH159	5795	10.27	1.22	11.49	30.00	1.00

Test Mode: UNII-3/ TX N40 Mode_Total

Channel	Frequency (MHz)	Output Power (dBm)	Limit (dBm)	Limit (Watt)
CH151	5755	15.43	30.00	1.00
CH159	5795	15.31	30.00	1.00

Test Mode: UNII-1/TX AC20 Mode_ANT 1

Channel	Frequency (MHz)	Output Power (dBm)	Duty Factor (dBm)	Output Power + Duty Factor (dBm)	Limit (dBm)	Limit (Watt)
CH36	5180	10.74	2.07	12.81	24.00	0.25
CH40	5200	10.76	2.07	12.83	24.00	0.25
CH48	5240	10.62	2.07	12.69	24.00	0.25

Test Mode: UNII-1/TX AC20 Mode_ANT 2

Channel	Frequency (MHz)	Output Power (dBm)	Duty Factor (dBm)	Output Power + Duty Factor (dBm)	Limit (dBm)	Limit (Watt)
CH36	5180	10.77	2.07	12.84	24.00	0.25
CH40	5200	10.52	2.07	12.59	24.00	0.25
CH48	5240	10.63	2.07	12.70	24.00	0.25

Test Mode: UNII-1/TX AC20 Mode_Total

Channel	Frequency (MHz)	Output Power (dBm)	Limit (dBm)	Limit (Watt)
CH36	5180	15.84	24.00	0.25
CH40	5200	15.72	24.00	0.25
CH48	5240	15.71	24.00	0.25

Test Mode: UNII-1/TX AC40 Mode_ANT 1

Channel	Frequency (MHz)	Output Power (dBm)	Duty Factor (dBm)	Output Power + Duty Factor (dBm)	Limit (dBm)	Limit (Watt)
CH38	5190	8.42	4.39	12.81	24.00	0.25
CH46	5230	8.36	4.39	12.75	24.00	0.25

Test Mode: UNII-1/TX AC40 Mode_ANT 2

Channel	Frequency (MHz)	Output Power (dBm)	Duty Factor (dBm)	Output Power + Duty Factor (dBm)	Limit (dBm)	Limit (Watt)
CH38	5190	8.67	4.39	13.06	24.00	0.25
CH46	5230	8.76	4.39	13.15	24.00	0.25

Test Mode: UNII-1/TX AC40 Mode_Total

Channel	Frequency (MHz)	Output Power (dBm)	Limit (dBm)	Limit (Watt)
CH38	5190	15.95	24.00	0.25
CH46	5230	15.97	24.00	0.25

Test Mode: UNII-1/TX AC80 Mode_ANT 1

Channel	Frequency (MHz)	Output Power (dBm)	Duty Factor (dBm)	Output Power + Duty Factor (dBm)	Limit (dBm)	Limit (Watt)
CH42	5210	6.12	4.52	10.64	24.00	0.25

Test Mode: UNII-1/TX AC80 Mode_ANT 2

Channel	Frequency (MHz)	Output Power (dBm)	Duty Factor (dBm)	Output Power + Duty Factor (dBm)	Limit (dBm)	Limit (Watt)
CH42	5210	6.23	4.52	10.75	24.00	0.25

Test Mode: UNII-1/TX AC80 Mode_Total

Channel	Frequency (MHz)	Output Power (dBm)	Limit (dBm)	Limit (Watt)
CH42	5210	13.71	24.00	0.25

Test Mode: UNII-2A/TX AC20 Mode_ANT 1

Channel	Frequency (MHz)	Output Power (dBm)	Duty Factor (dBm)	Output Power + Duty Factor (dBm)	Limit (dBm)	Limit (Watt)
CH52	5260	10.58	2.07	12.65	24.00	0.25
CH60	5300	10.67	2.07	12.74	24.00	0.25
CH64	5320	10.61	2.07	12.68	24.00	0.25

Test Mode: UNII-2A/TX AC20 Mode_ANT 2

Channel	Frequency (MHz)	Output Power (dBm)	Duty Factor (dBm)	Output Power + Duty Factor (dBm)	Limit (dBm)	Limit (Watt)
CH52	5260	10.81	2.07	12.88	24.00	0.25
CH60	5300	10.84	2.07	12.91	24.00	0.25
CH64	5320	10.79	2.07	12.86	24.00	0.25

Test Mode: UNII-2A/TX AC20 Mode_Total

Channel	Frequency (MHz)	Output Power (dBm)	Limit (dBm)	Limit (Watt)
CH52	5260	15.78	24.00	0.25
CH60	5300	15.84	24.00	0.25
CH64	5320	15.78	24.00	0.25

Test Mode: UNII-2A/TX AC40 Mode_ANT 1

Channel	Frequency (MHz)	Output Power (dBm)	Duty Factor (dBm)	Output Power + Duty Factor (dBm)	Limit (dBm)	Limit (Watt)
CH54	5270	8.23	4.39	12.62	24.00	0.25
CH62	5310	8.35	4.39	12.74	24.00	0.25

Test Mode: UNII-2A/TX AC40 Mode_ANT 2

Channel	Frequency (MHz)	Output Power (dBm)	Duty Factor (dBm)	Output Power + Duty Factor (dBm)	Limit (dBm)	Limit (Watt)
CH54	5270	8.71	4.39	13.10	24.00	0.25
CH62	5310	8.78	4.39	13.17	24.00	0.25

Test Mode: UNII-2A/TX AC40 Mode_Total

Channel	Frequency (MHz)	Output Power (dBm)	Limit (dBm)	Limit (Watt)
CH54	5270	15.88	24.00	0.25
CH62	5310	15.97	24.00	0.25

Test Mode: UNII-2A/TX AC80 Mode_ANT 1

Channel	Frequency (MHz)	Output Power (dBm)	Duty Factor (dBm)	Output Power + Duty Factor (dBm)	Limit (dBm)	Limit (Watt)
CH58	5290	6.05	4.52	10.57	24.00	0.25

Test Mode: UNII-2A/TX AC80 Mode_ANT 2

Channel	Frequency (MHz)	Output Power (dBm)	Duty Factor (dBm)	Output Power + Duty Factor (dBm)	Limit (dBm)	Limit (Watt)
CH58	5290	6.26	4.52	10.78	24.00	0.25

Test Mode: UNII-2A/TX AC80 Mode_Total

Channel	Frequency (MHz)	Output Power (dBm)	Limit (dBm)	Limit (Watt)
CH58	5290	13.69	24.00	0.25

Test Mode: UNII-2C/TX AC20 Mode_ANT 1

Channel	Frequency (MHz)	Output Power (dBm)	Duty Factor (dBm)	Output Power + Duty Factor (dBm)	Limit (dBm)	Limit (Watt)
CH100	5500	10.46	2.07	12.53	24.00	0.25
CH116	5580	10.67	2.07	12.74	24.00	0.25
CH140	5700	10.51	2.07	12.58	24.00	0.25

Test Mode: UNII-2C/TX AC20 Mode_ANT 2

Channel	Frequency (MHz)	Output Power (dBm)	Duty Factor (dBm)	Output Power + Duty Factor (dBm)	Limit (dBm)	Limit (Watt)
CH100	5500	10.74	2.07	12.81	24.00	0.25
CH116	5580	10.82	2.07	12.89	24.00	0.25
CH140	5700	10.64	2.07	12.71	24.00	0.25

Test Mode: UNII-2C/TX AC20 Mode_Total

Channel	Frequency (MHz)	Output Power (dBm)	Limit (dBm)	Limit (Watt)
CH100	5500	15.68	24.00	0.25
CH116	5580	15.83	24.00	0.25
CH140	5700	15.66	24.00	0.25

Test Mode: UNII-2C/TX AC40 Mode_ANT 1

Channel	Frequency (MHz)	Output Power (dBm)	Duty Factor (dBm)	Output Power + Duty Factor (dBm)	Limit (dBm)	Limit (Watt)
CH102	5510	8.24	4.39	12.63	24.00	0.25
CH110	5550	8.13	4.39	12.52	24.00	0.25
CH134	5670	8.45	4.39	12.84	24.00	0.25

Test Mode: UNII-2C/TX AC40 Mode_ANT 2

Channel	Frequency (MHz)	Output Power (dBm)	Duty Factor (dBm)	Output Power + Duty Factor (dBm)	Limit (dBm)	Limit (Watt)
CH102	5510	8.61	4.39	13.00	24.00	0.25
CH110	5550	8.24	4.39	12.63	24.00	0.25
CH134	5670	8.67	4.39	13.06	24.00	0.25

Test Mode: UNII-2C/TX AC40 Mode_Total

Channel	Frequency (MHz)	Output Power (dBm)	Limit (dBm)	Limit (Watt)
CH102	5510	15.83	24.00	0.25
CH110	5550	15.59	24.00	0.25
CH134	5670	15.97	24.00	0.25

Test Mode: UNII-2C/TX AC80 Mode_ANT 1

Channel	Frequency (MHz)	Output Power (dBm)	Duty Factor (dBm)	Output Power + Duty Factor (dBm)	Limit (dBm)	Limit (Watt)
CH106	5530	6.35	4.52	10.87	24.00	0.25
CH122	5610	6.28	4.52	10.80	24.00	0.25

Test Mode: UNII-2C/TX AC80 Mode_ANT 2

Channel	Frequency (MHz)	Output Power (dBm)	Duty Factor (dBm)	Output Power + Duty Factor (dBm)	Limit (dBm)	Limit (Watt)
CH106	5530	6.31	4.52	10.83	24.00	0.25
CH122	5610	6.32	4.52	10.84	24.00	0.25

Test Mode: UNII-2C/TX AC80 Mode_Total

Channel	Frequency (MHz)	Output Power (dBm)	Limit (dBm)	Limit (Watt)
CH106	5530	13.86	24.00	0.25
CH122	5610	13.83	24.00	0.25

Test Mode: UNII-3/TX AC20 Mode_ANT 1

Channel	Frequency (MHz)	Output Power (dBm)	Duty Factor (dBm)	Output Power + Duty Factor (dBm)	Limit (dBm)	Limit (Watt)
CH149	5745	10.34	2.07	12.41	30.00	1.00
CH157	5785	10.48	2.07	12.55	30.00	1.00
CH165	5825	10.53	2.07	12.60	30.00	1.00

Test Mode: UNII-3/TX AC20 Mode_ANT 2

Channel	Frequency (MHz)	Output Power (dBm)	Duty Factor (dBm)	Output Power + Duty Factor (dBm)	Limit (dBm)	Limit (Watt)
CH149	5745	10.67	2.07	12.74	30.00	1.00
CH157	5785	10.69	2.07	12.76	30.00	1.00
CH165	5825	10.73	2.07	12.80	30.00	1.00

Test Mode: UNII-3/TX AC20 Mode_Total

Channel	Frequency (MHz)	Output Power (dBm)	Limit (dBm)	Limit (Watt)
CH149	5745	15.59	30.00	1.00
CH157	5785	15.67	30.00	1.00
CH165	5825	15.71	30.00	1.00

Test Mode: UNII-3/TX AC40 Mode_ANT 1

Channel	Frequency (MHz)	Output Power (dBm)	Duty Factor (dBm)	Output Power + Duty Factor (dBm)	Limit (dBm)	Limit (Watt)
CH151	5755	8.38	4.39	12.77	30.00	1.00
CH159	5795	8.19	4.39	12.58	30.00	1.00

Test Mode: UNII-3/TX AC40 Mode_ANT 2

Channel	Frequency (MHz)	Output Power (dBm)	Duty Factor (dBm)	Output Power + Duty Factor (dBm)	Limit (dBm)	Limit (Watt)
CH151	5755	8.74	4.39	13.13	30.00	1.00
CH159	5795	8.61	4.39	13.00	30.00	1.00

Test Mode: UNII-3/TX AC40 Mode_Total

Channel	Frequency (MHz)	Output Power (dBm)	Limit (dBm)	Limit (Watt)
CH151	5755	15.97	30.00	1.00
CH159	5795	15.81	30.00	1.00

Test Mode: UNII-3/TX AC80 Mode_ANT 1

Channel	Frequency (MHz)	Output Power (dBm)	Duty Factor (dBm)	Output Power + Duty Factor (dBm)	Limit (dBm)	Limit (Watt)
CH155	5775	6.01	4.52	10.53	30.00	1.00

Test Mode: UNII-3/TX AC80 Mode_ANT 2

Channel	Frequency (MHz)	Output Power (dBm)	Duty Factor (dBm)	Output Power + Duty Factor (dBm)	Limit (dBm)	Limit (Watt)
CH155	5775	6.17	4.52	10.69	30.00	1.00

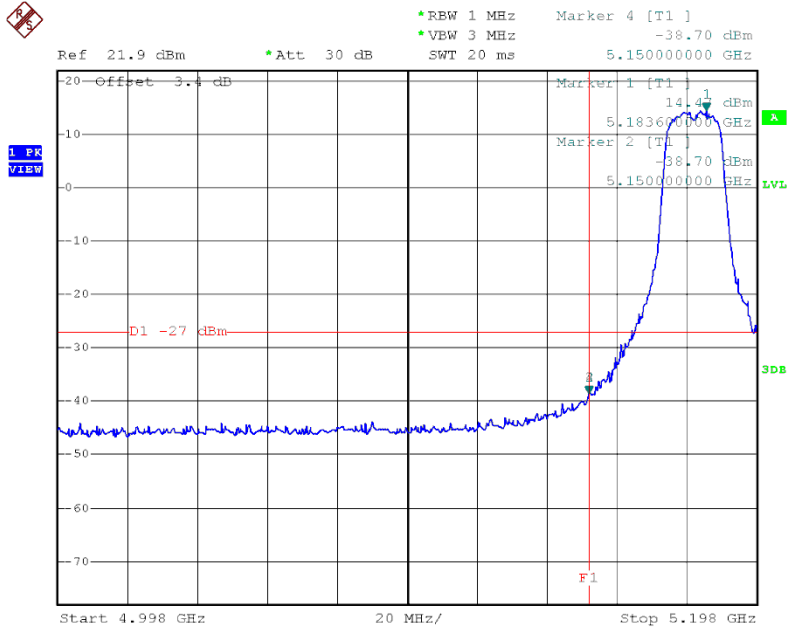
Test Mode: UNII-3/TX AC80 Mode_Total

Channel	Frequency (MHz)	Output Power (dBm)	Limit (dBm)	Limit (Watt)
CH155	5775	13.62	30.00	1.00

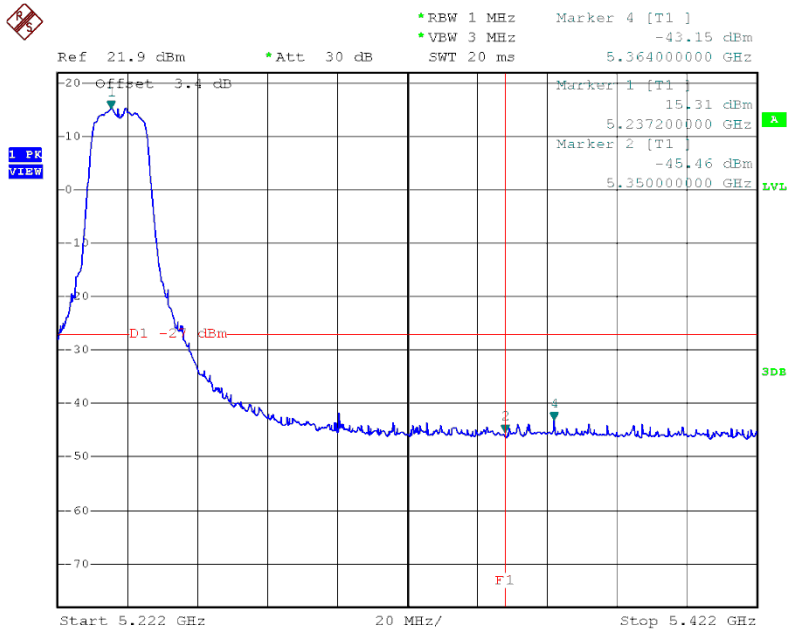
ATTACHMENT G - ANTENNA CONDUCTED SPURIOUS EMISSION

Test Mode: UNII-1/TX A Mode_ANT 1

TX mode CH36

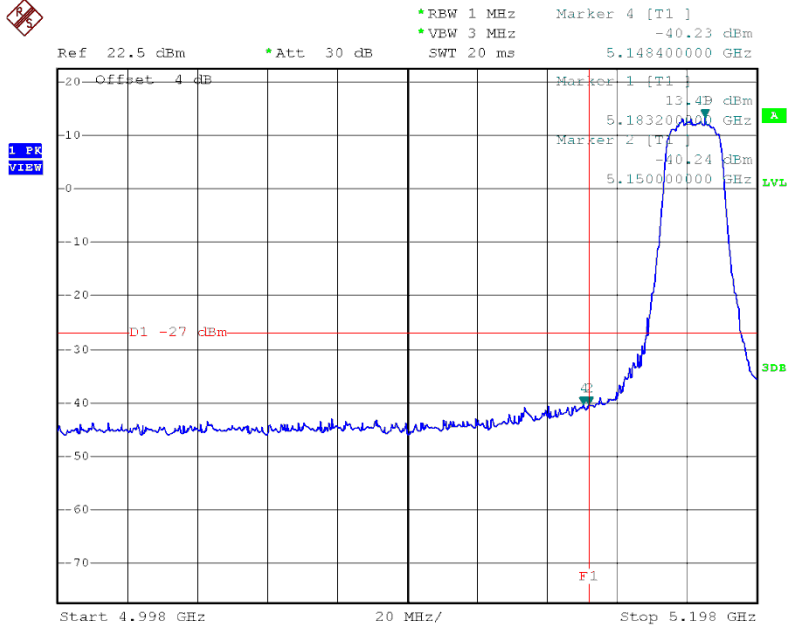


TX mode CH48

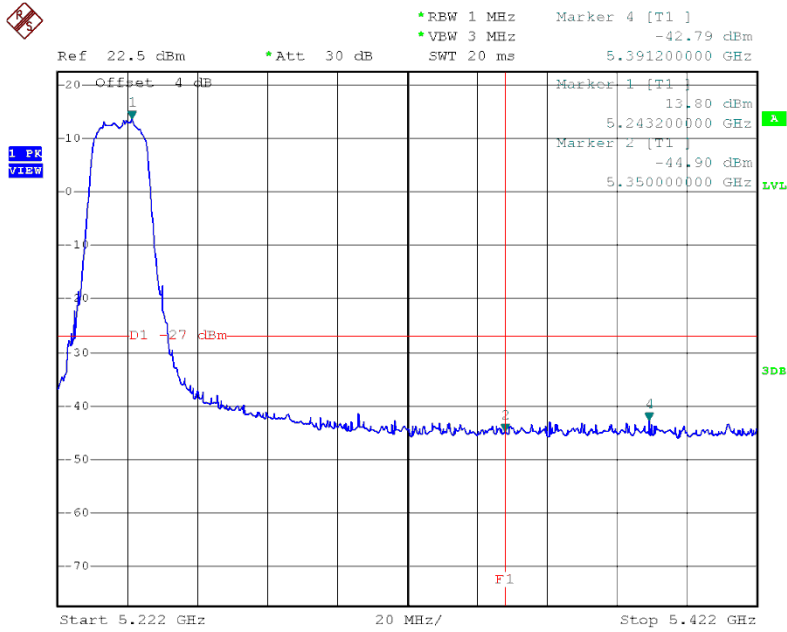


Test Mode: UNII-1/TX A Mode_ANT 2

TX mode CH36

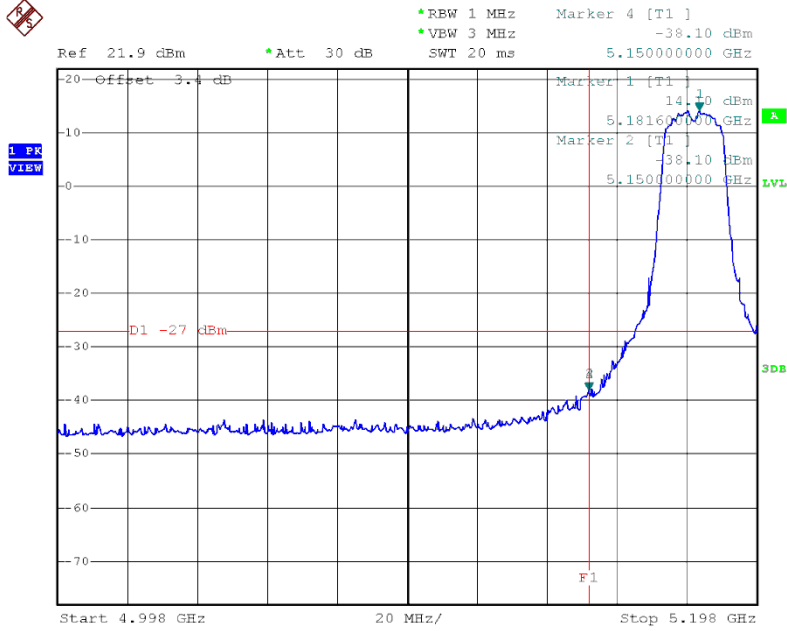


TX mode CH48

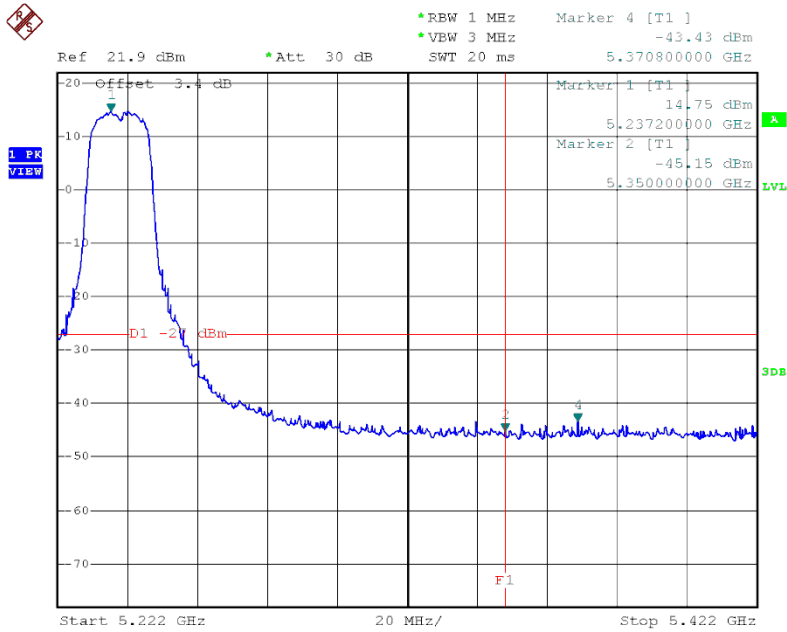


Test Mode: UNII-1/TX N20 Mode_ANT 1

TX mode CH36

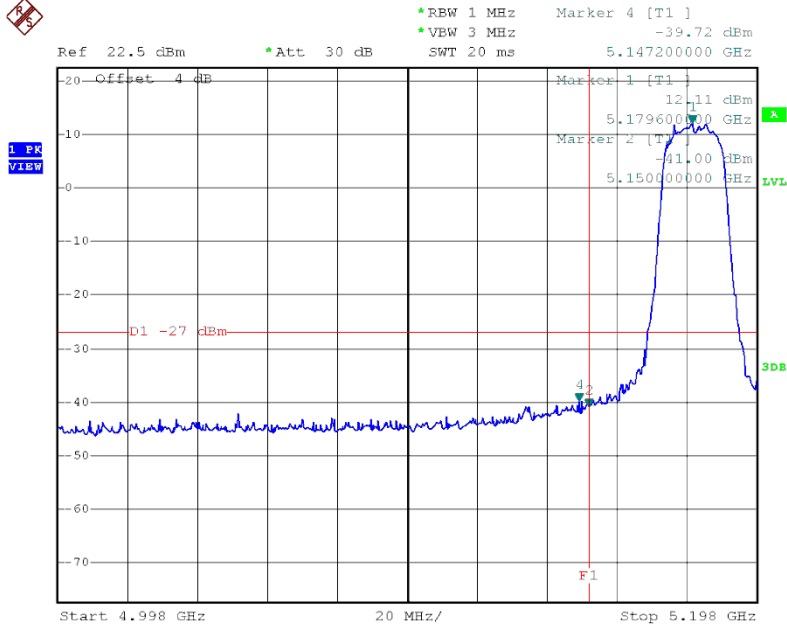


TX mode CH48

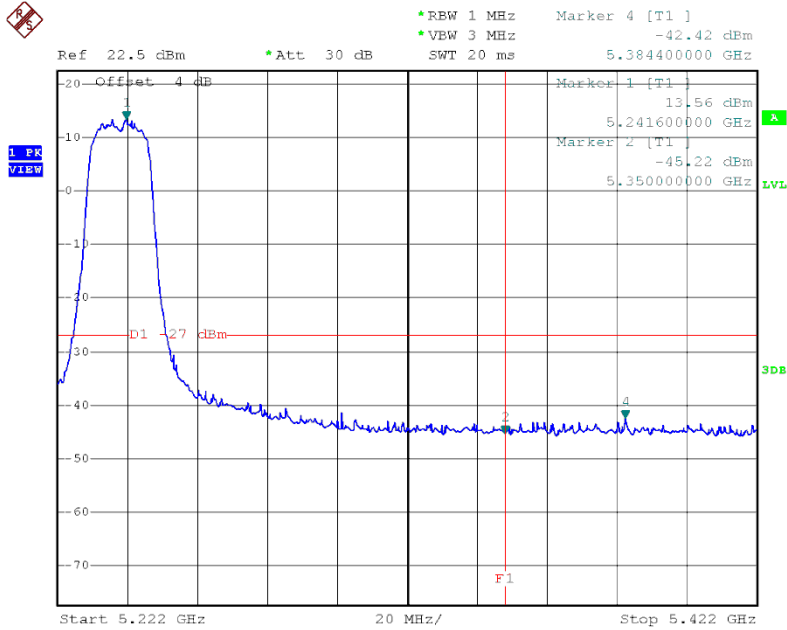


Test Mode: UNII-1/TX N20 Mode_ANT 2

TX mode CH36

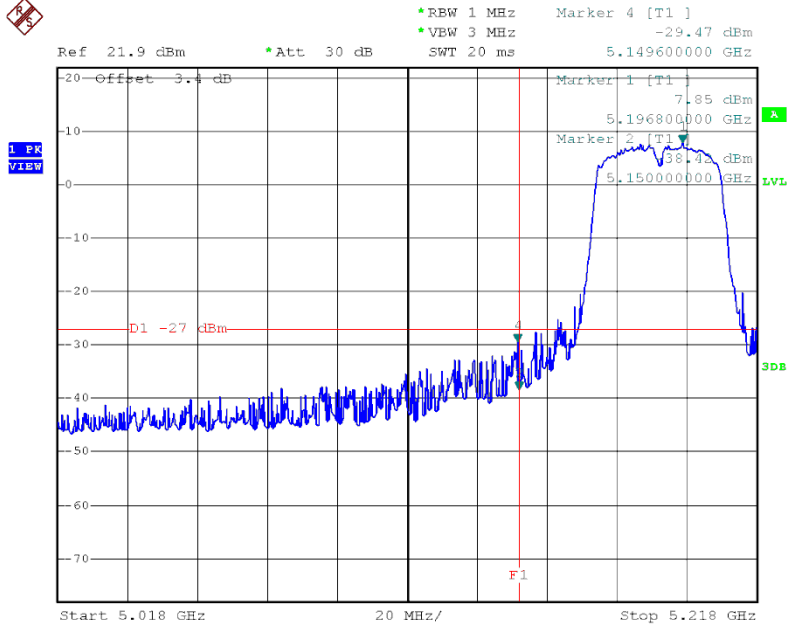


TX mode CH48

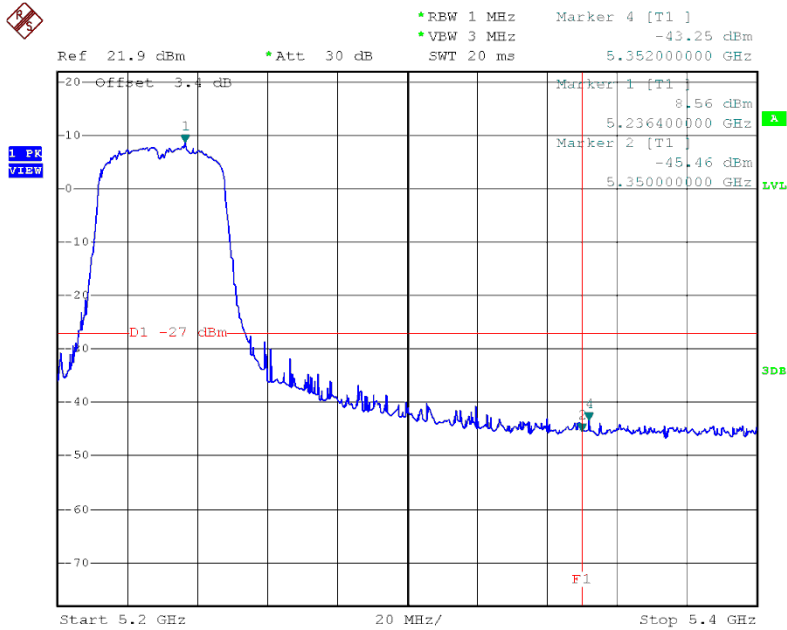


Test Mode: UNII-1/TX N40 Mode_ANT 1

TX mode CH38

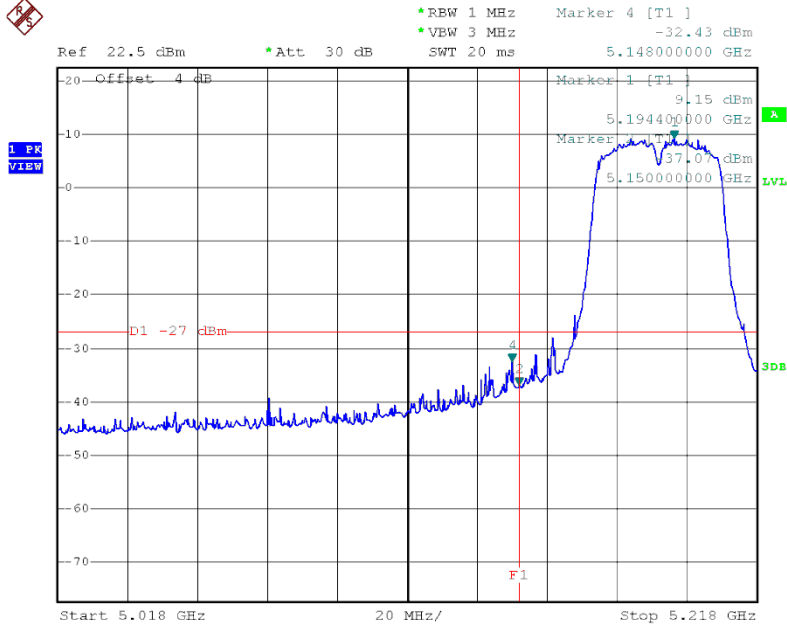


TX mode CH46

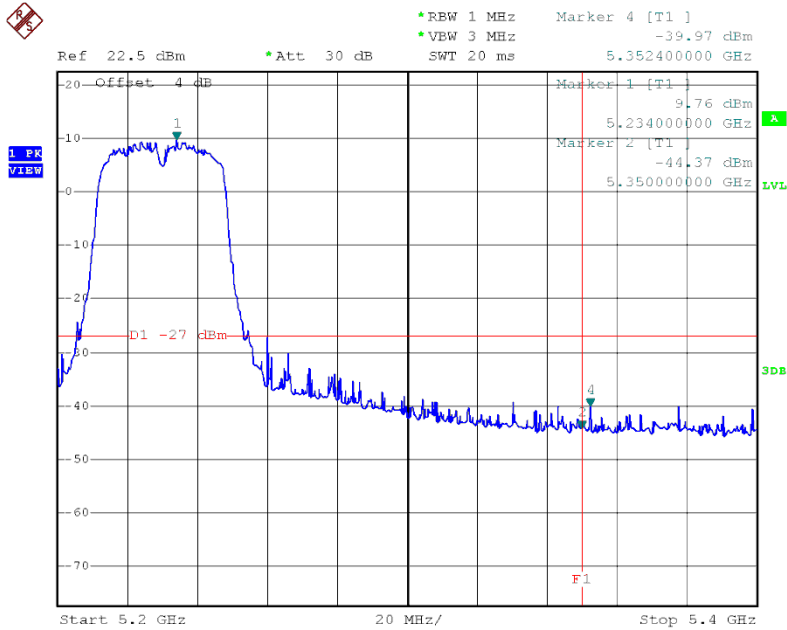


Test Mode: UNII-1/TX N40 Mode_ANT 2

TX mode CH38

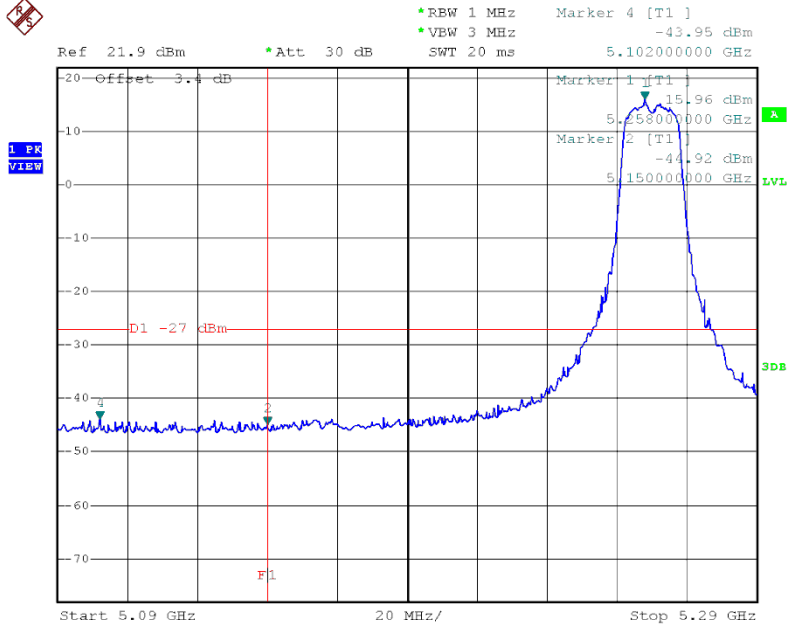


TX mode CH46

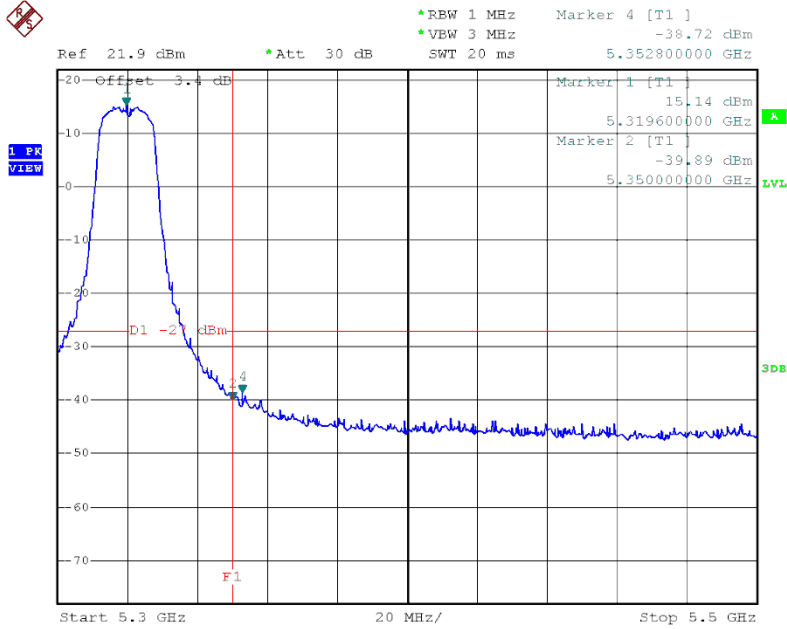


Test Mode: UNII-2A/TX A Mode_ANT 1

TX mode CH52

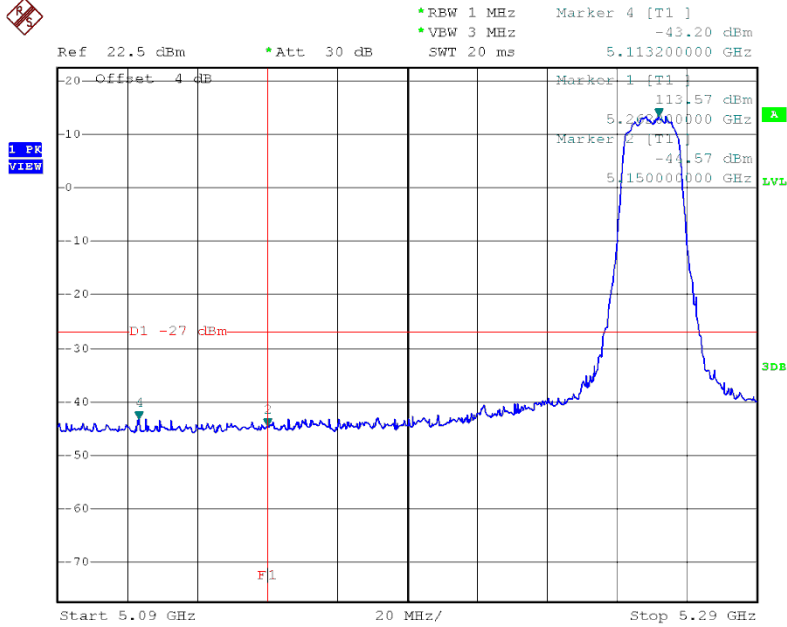


TX mode CH64

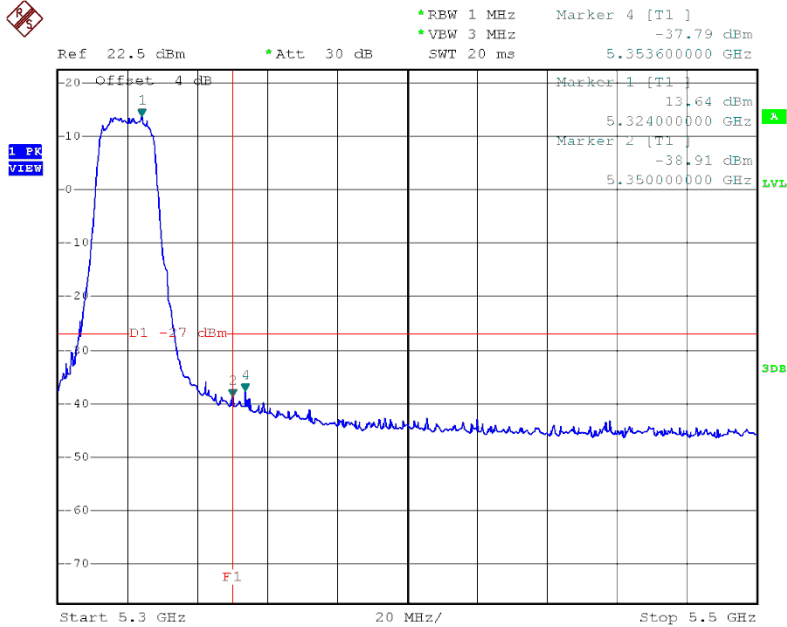


Test Mode: UNII-2A/TX A Mode_ANT 2

TX mode CH52

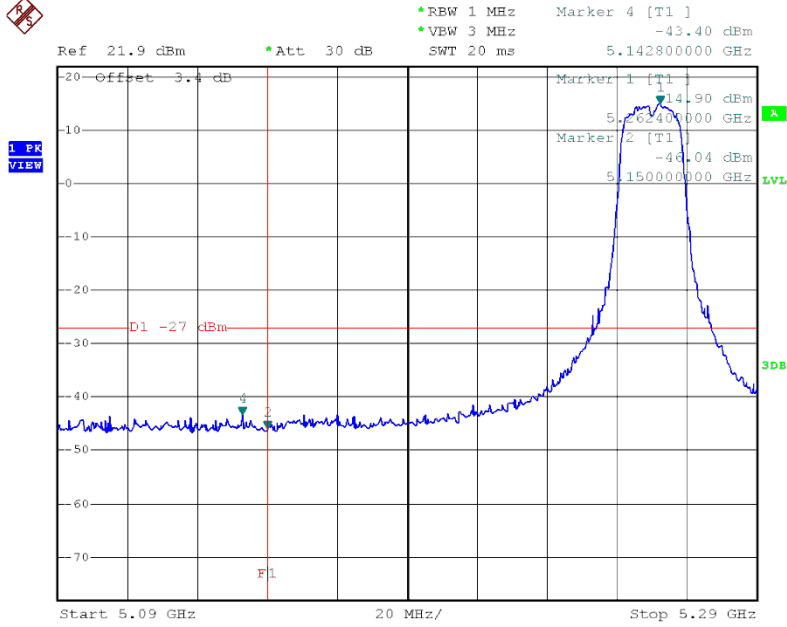


TX mode CH64

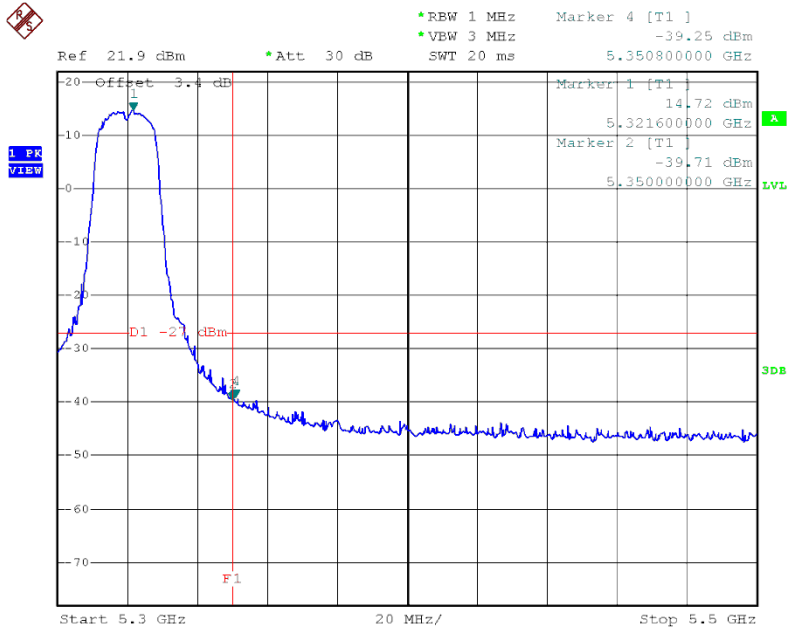


Test Mode: UNII-2A/TX N20 Mode_ANT 1

TX mode CH52

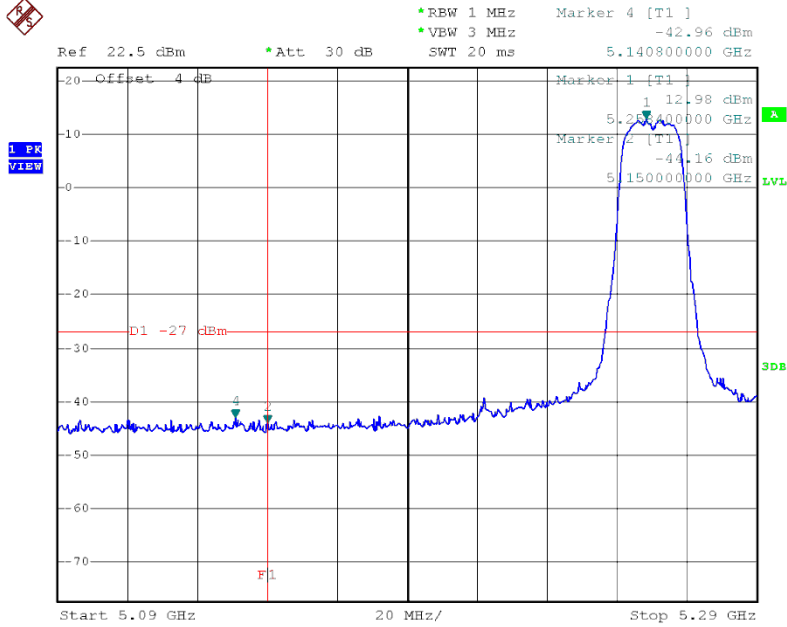


TX mode CH64

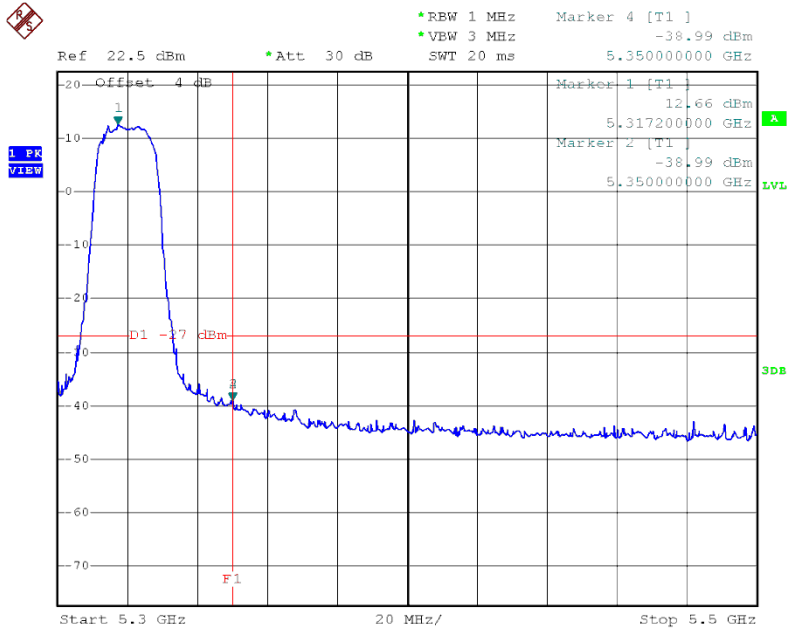


Test Mode: UNII-2A/TX N20 Mode_ANT 2

TX mode CH52

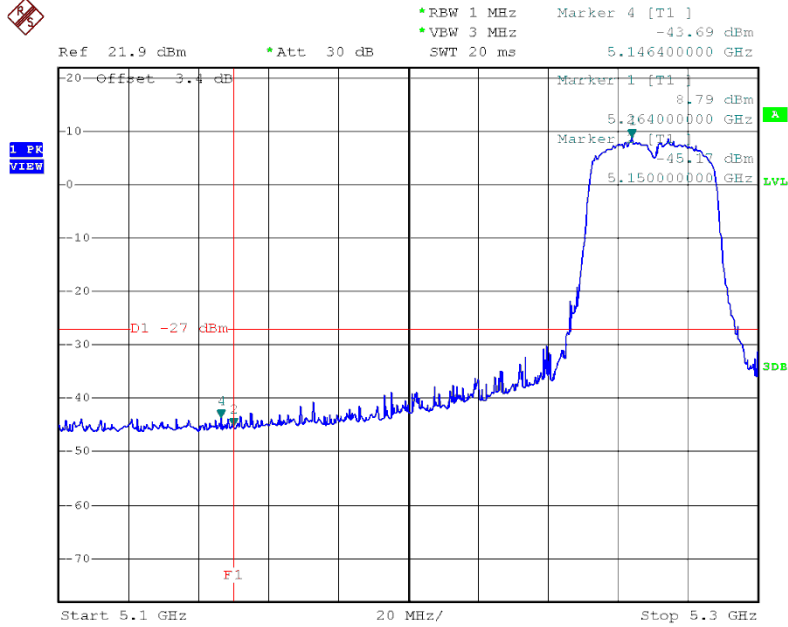


TX mode CH64

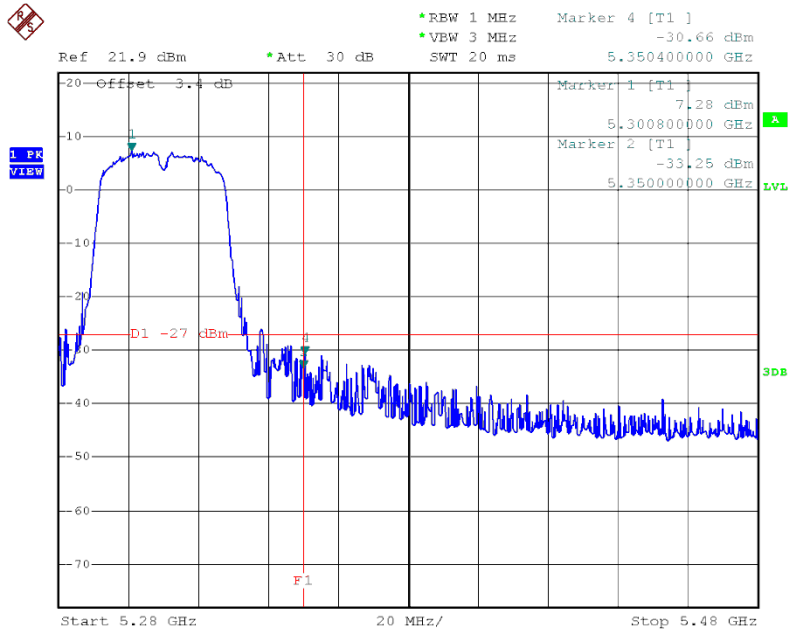


Test Mode: UNII-2A/TX N40 Mode_ANT 1

TX mode CH54

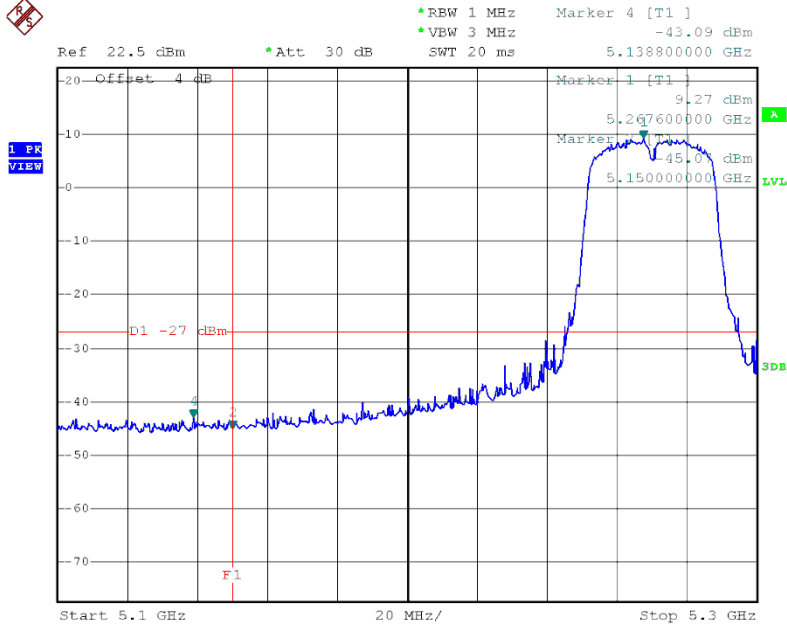


TX mode CH62

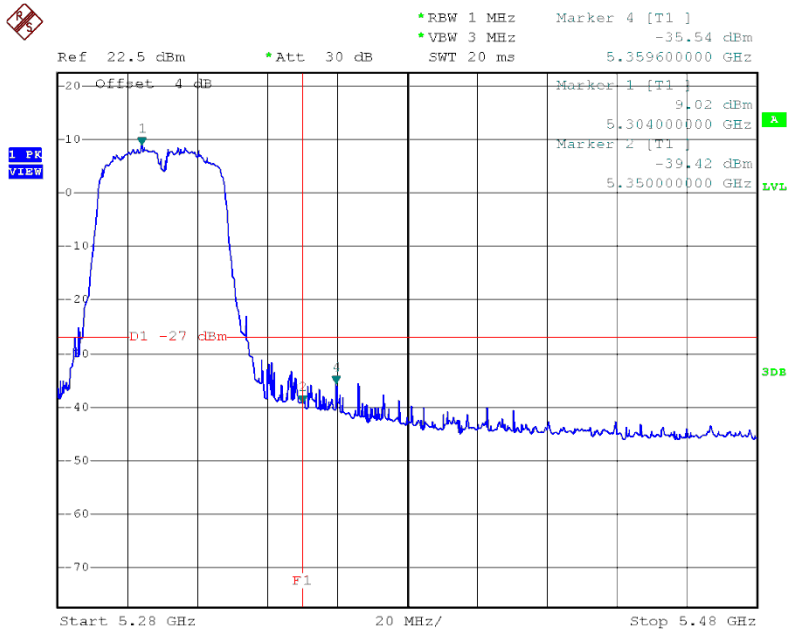


Test Mode: UNII-2A/TX N40 Mode_ANT 2

TX mode CH54

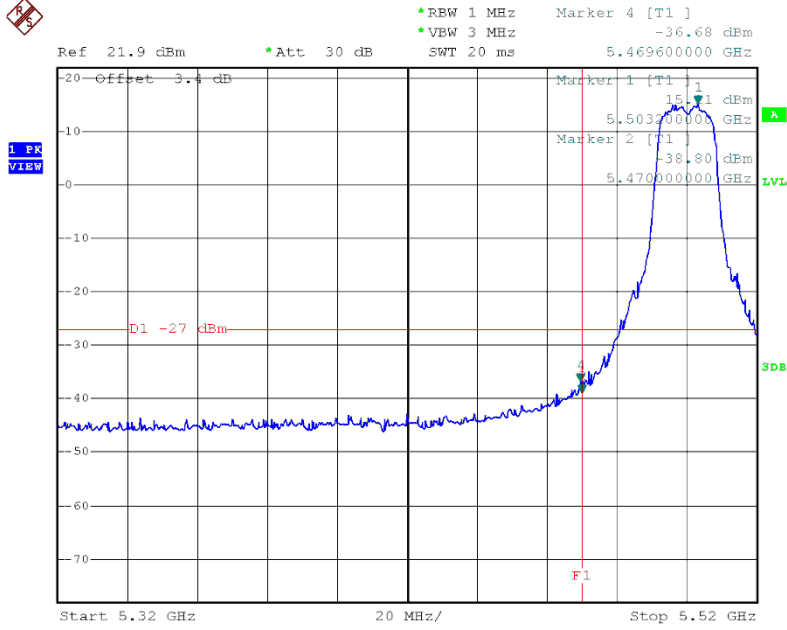


TX mode CH62

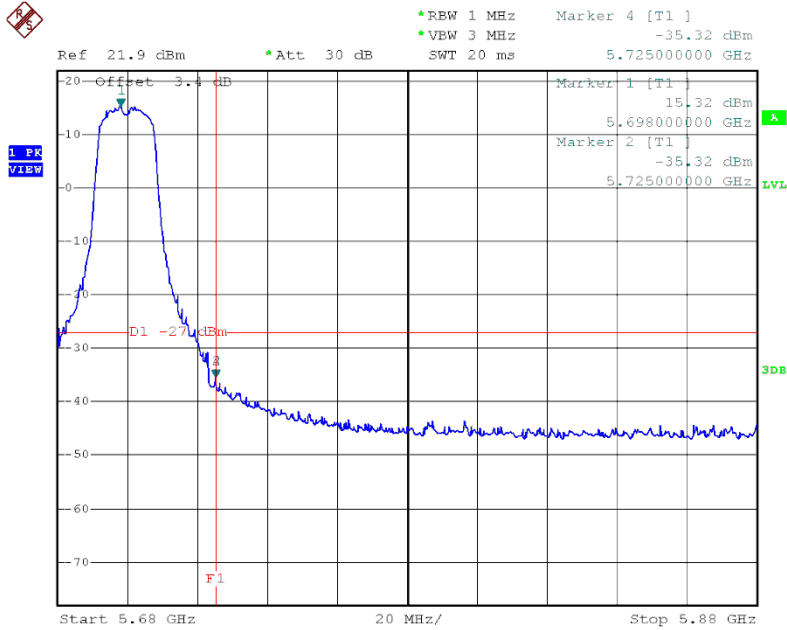


Test Mode: UNII-2C/TX A Mode_ANT 1

TX mode CH100

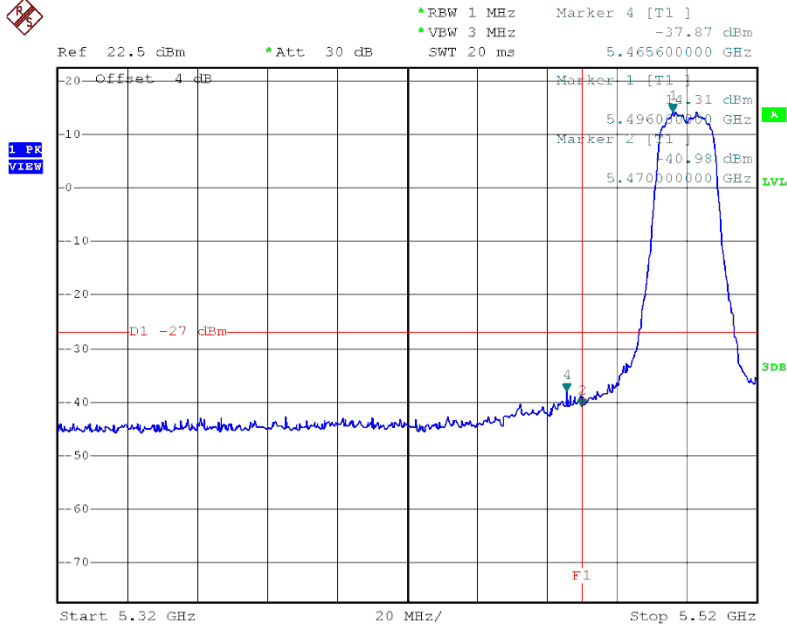


TX mode CH140

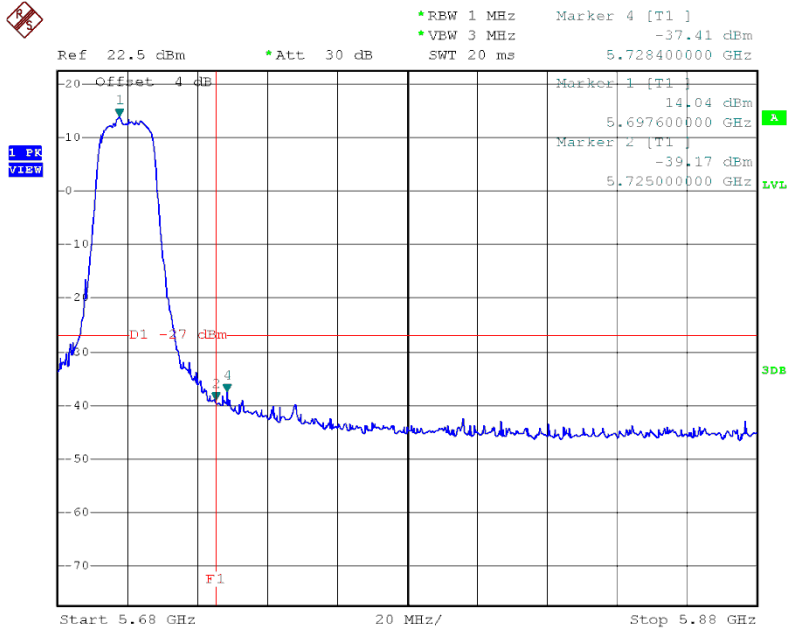


Test Mode: UNII-2C/TX A Mode_ANT 2

TX mode CH100

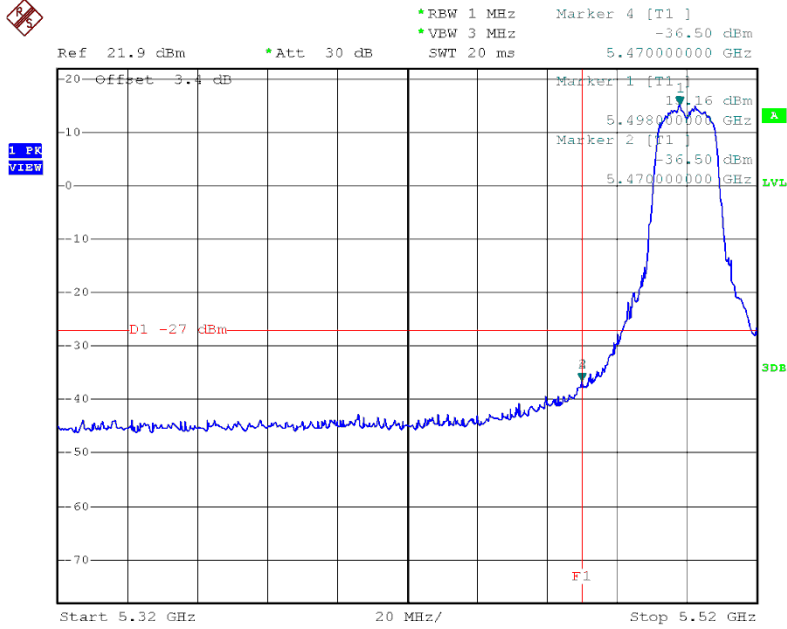


TX mode CH140

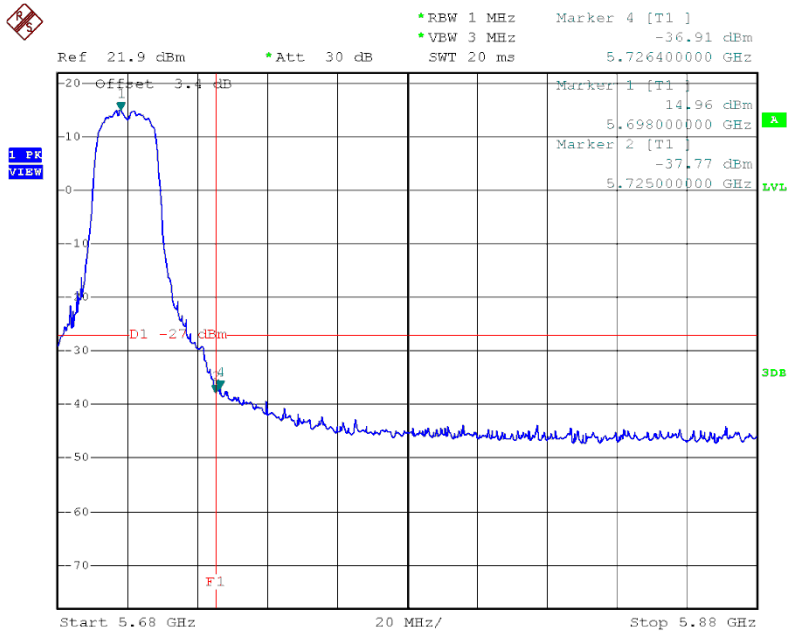


Test Mode: UNII-2C/TX N20 Mode_ANT 1

TX mode CH100

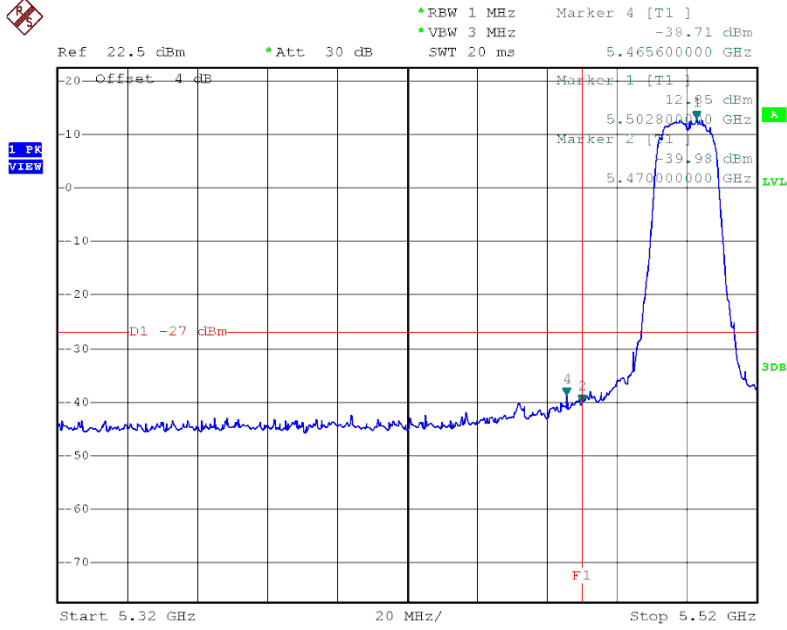


TX mode CH140

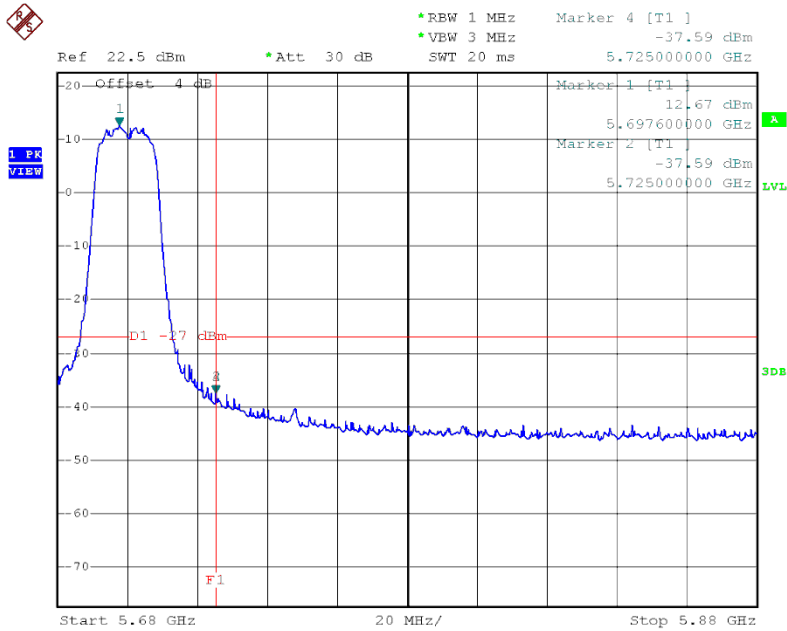


Test Mode: UNII-2C/TX N20 Mode_ANT 2

TX mode CH100

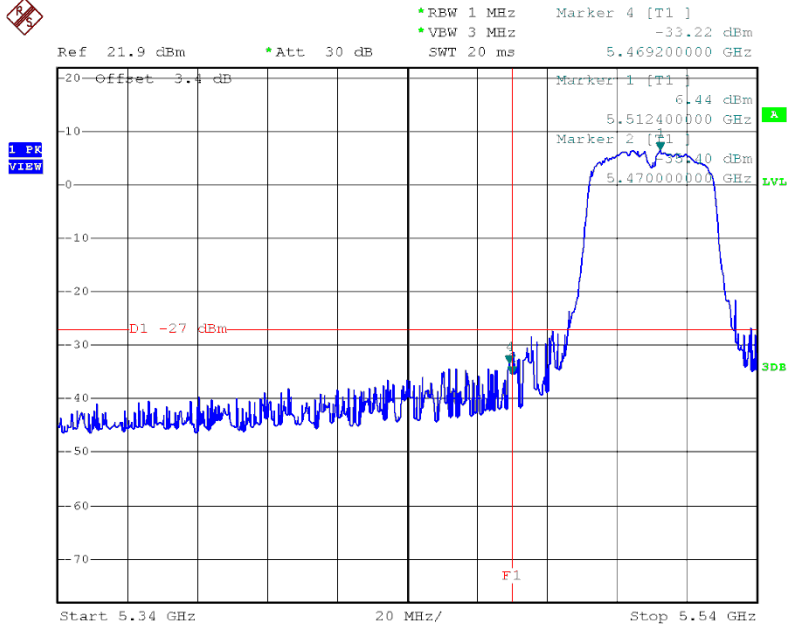


TX mode CH140

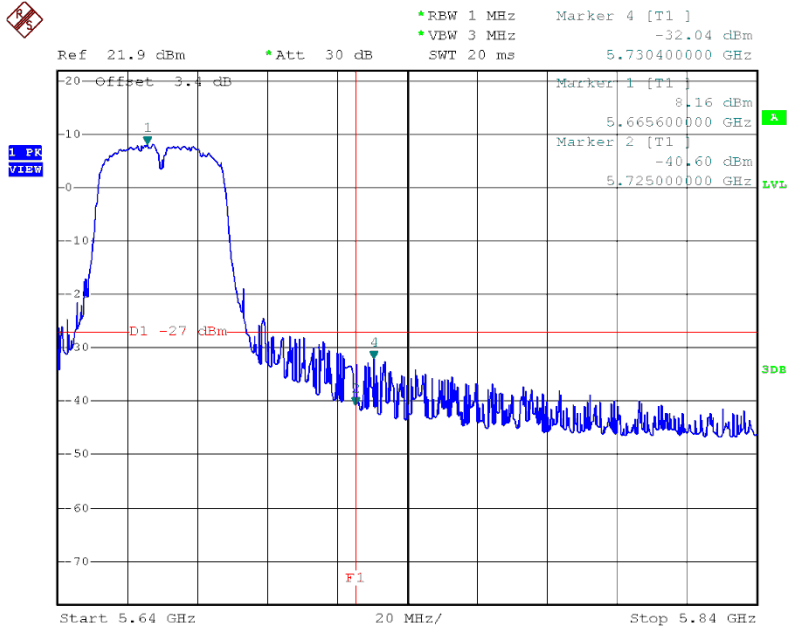


Test Mode: UNII-2C/TX N40 Mode_ANT 1

TX mode CH102

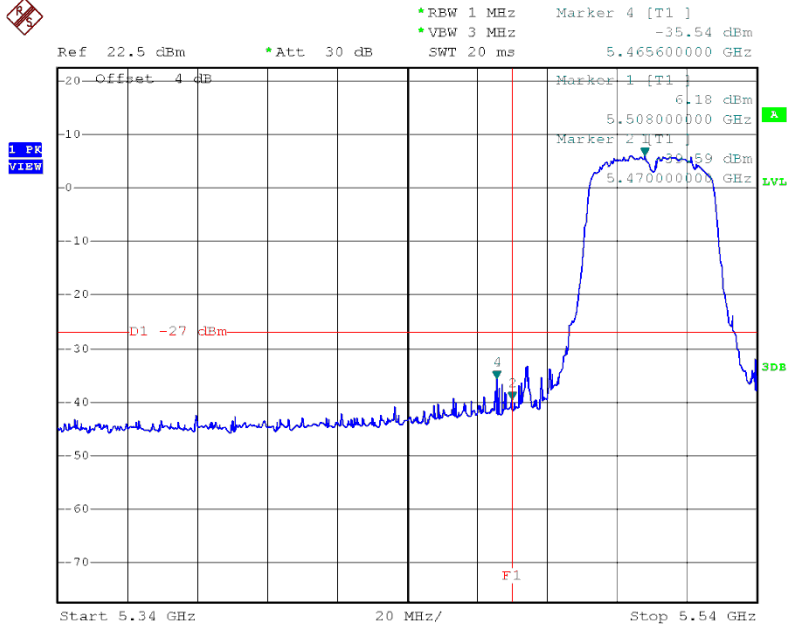


TX mode CH134

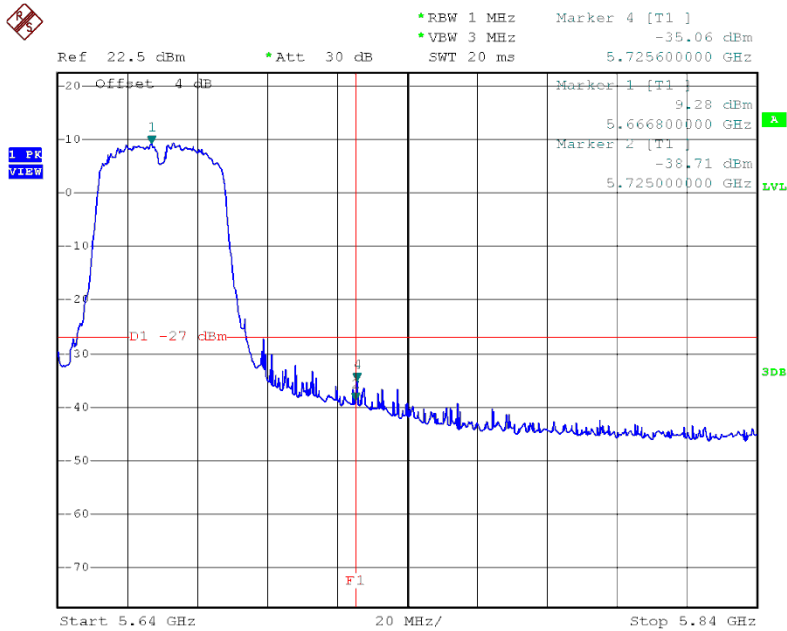


Test Mode: UNII-2C/TX N40 Mode_ANT 2

TX mode CH102

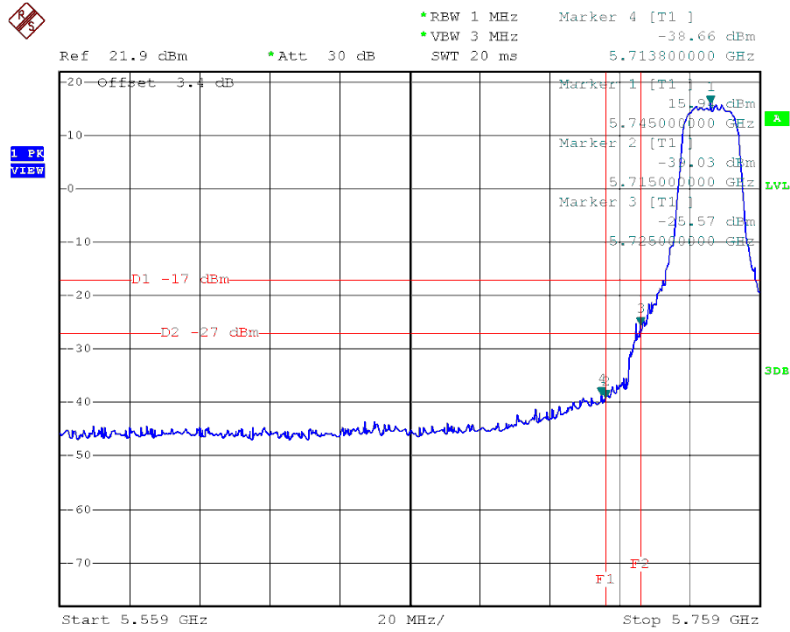


TX mode CH134

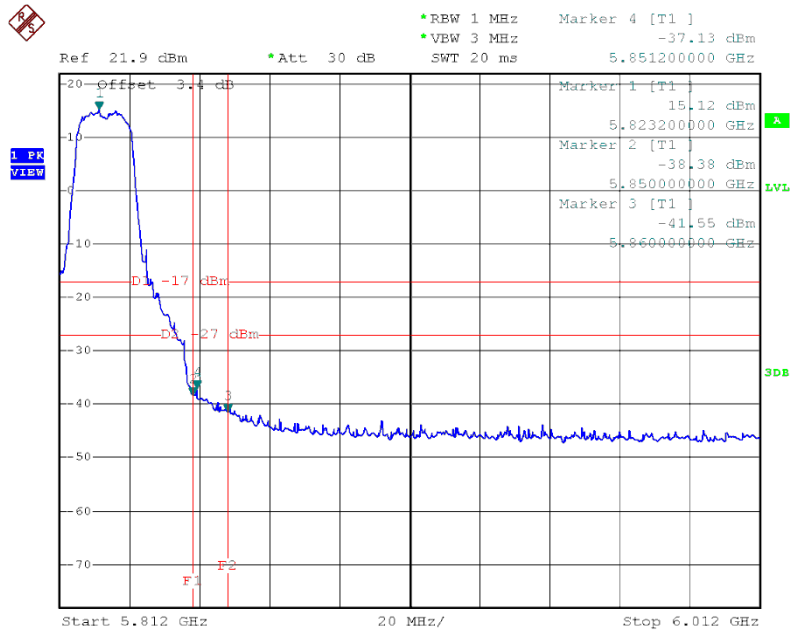


Test Mode: UNII-3/TX A Mode_ANT 1

TX A Mode CH149

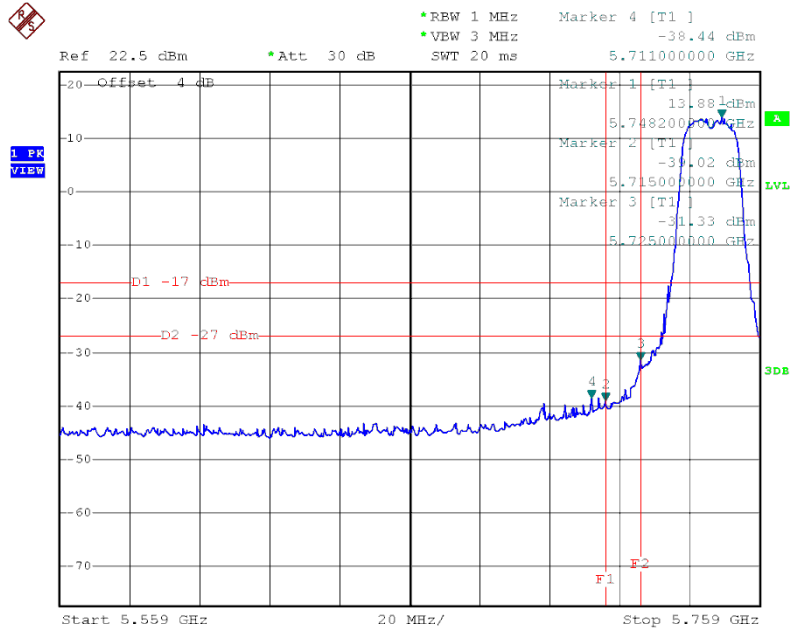


TX A Mode CH165

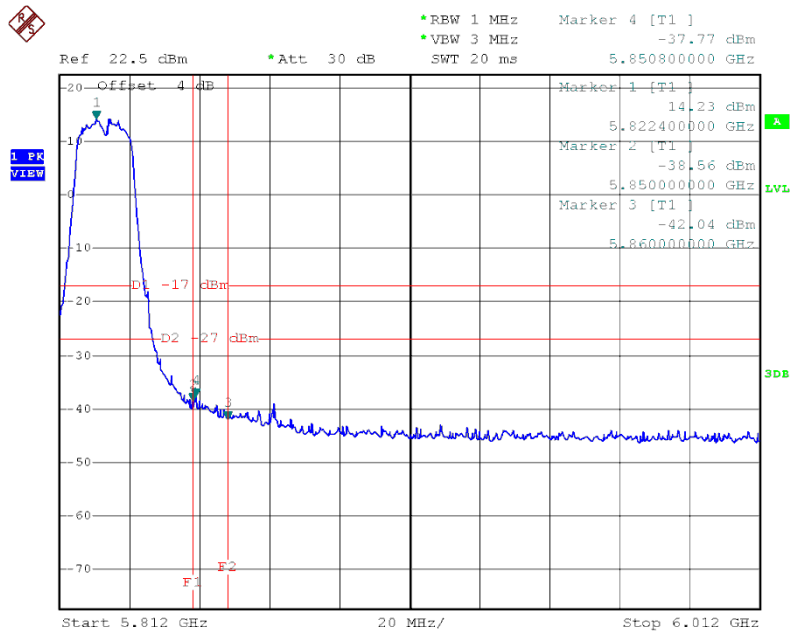


Test Mode: UNII-3/TX A Mode_ANT 2

TX A Mode CH149

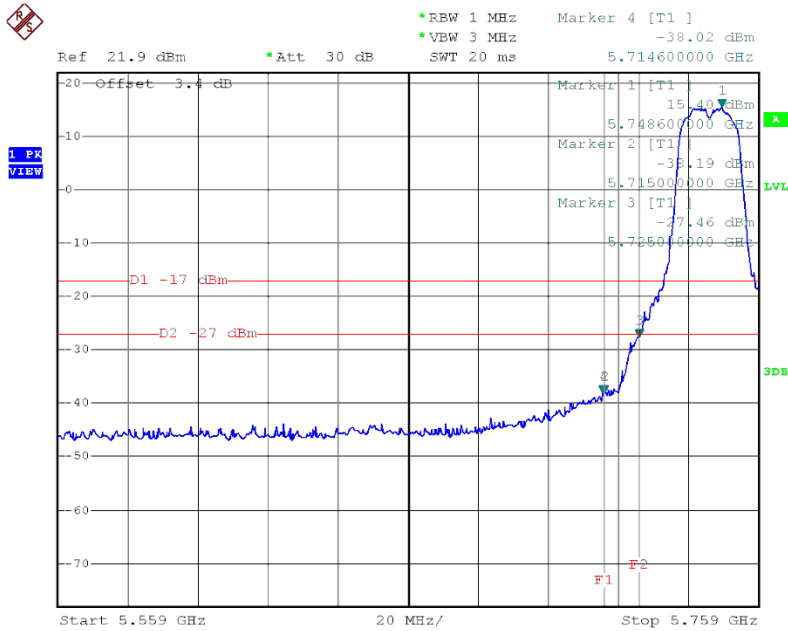


TX A Mode CH165

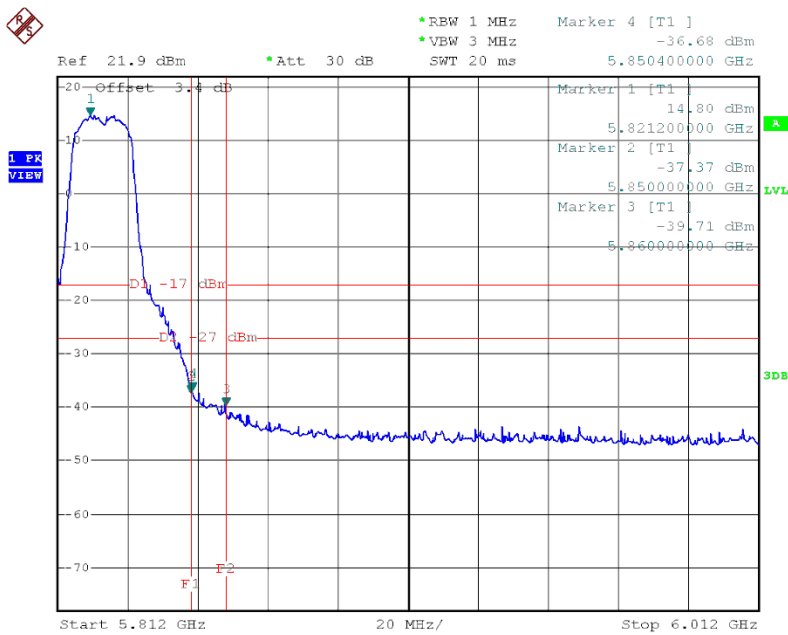


Test Mode: UNII-3/TX N20 Mode_ANT 1

TX HT20 mode CH149

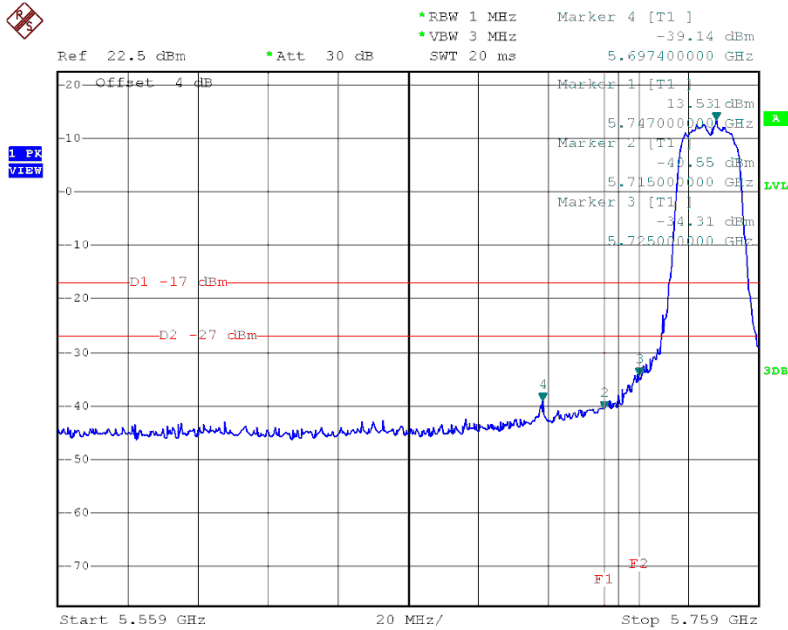


TX HT20 mode CH165

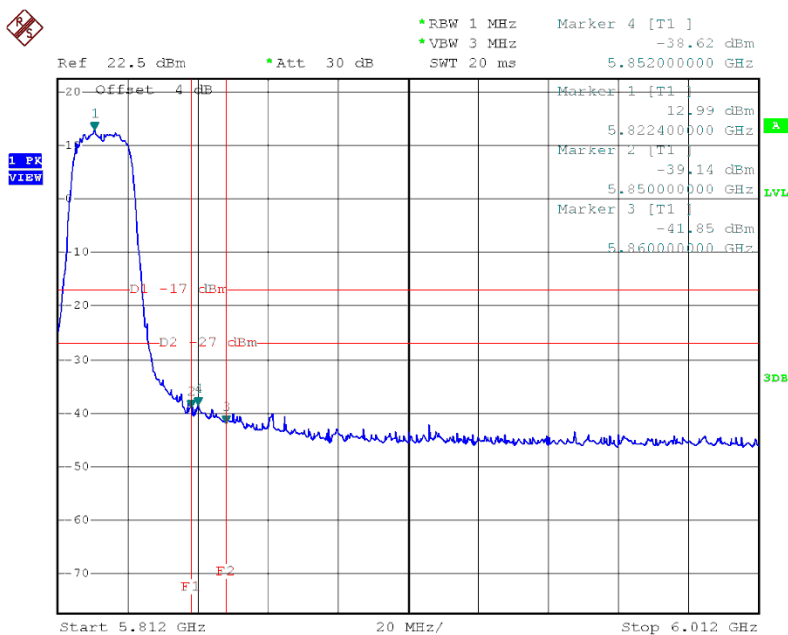


Test Mode: UNII-3/TX N20 Mode_ANT 2

TX HT20 mode CH149

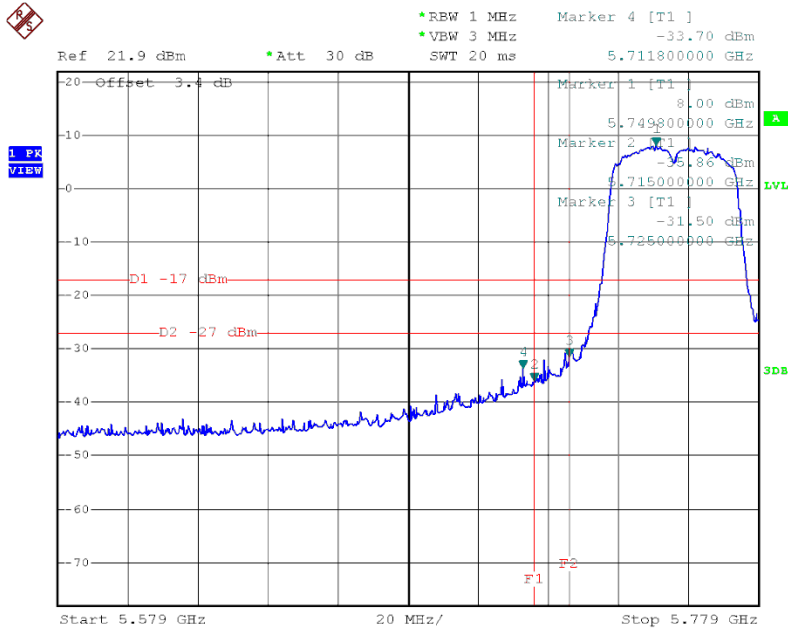


X HT20 mode CH165

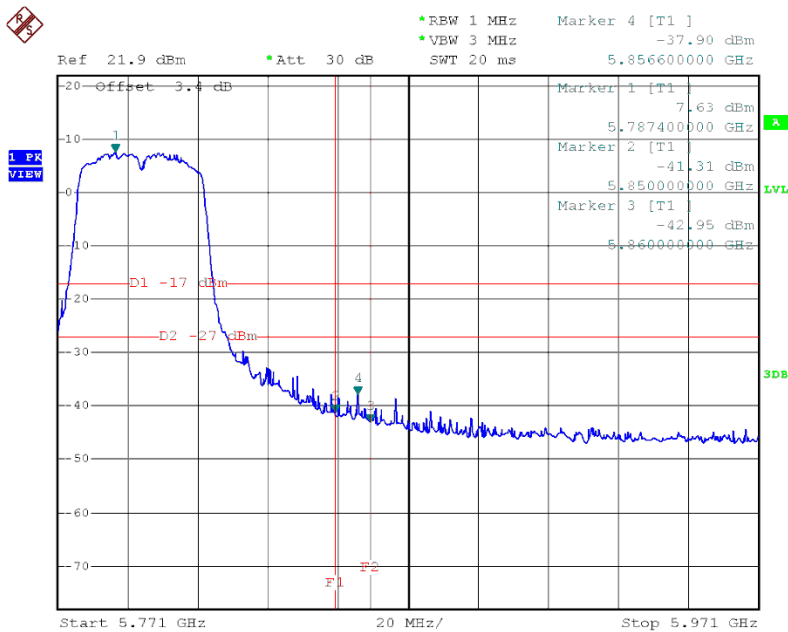


Test Mode: UNII-3/TX N40 Mode_ANT 1

UNII-3/TX HT40 mode CH151

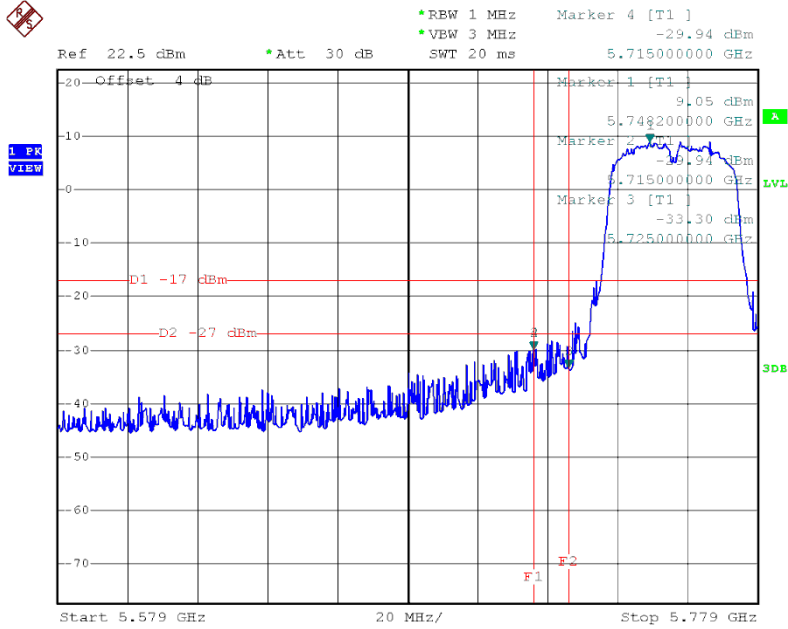


UNII-3/TX HT40 mode CH159

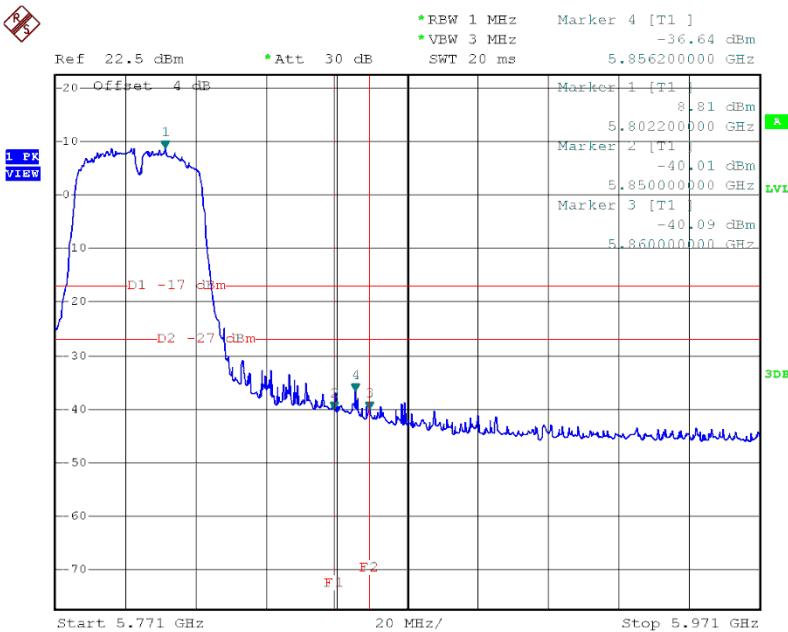


Test Mode: UNII-3/TX N40 Mode_ANT 2

TX HT40 mode CH151

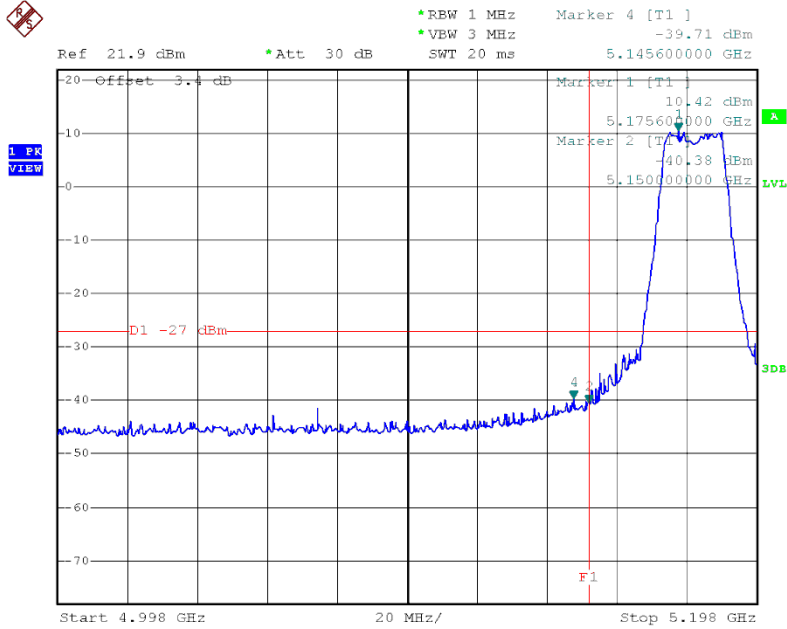


HT40 mode CH159

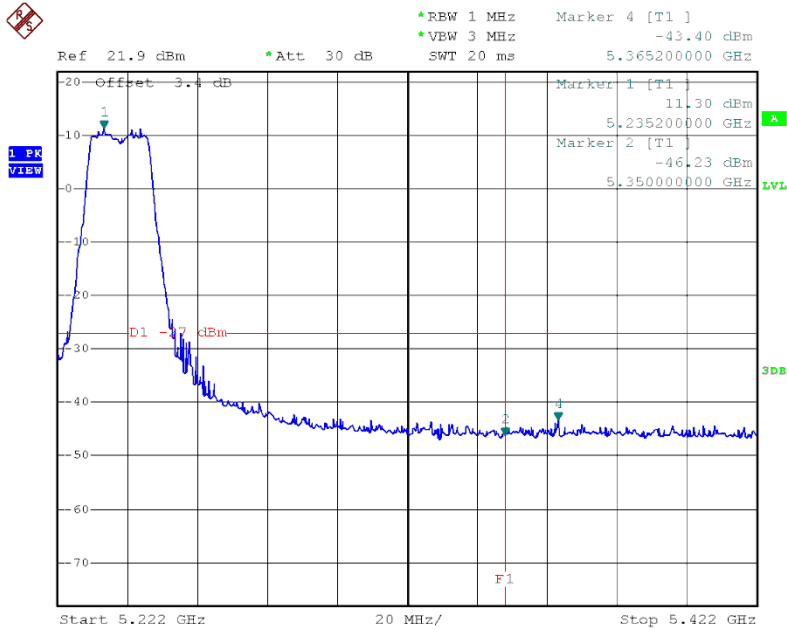


Test Mode: UNII-1/TX AC20 Mode_ANT 1

TX mode CH36

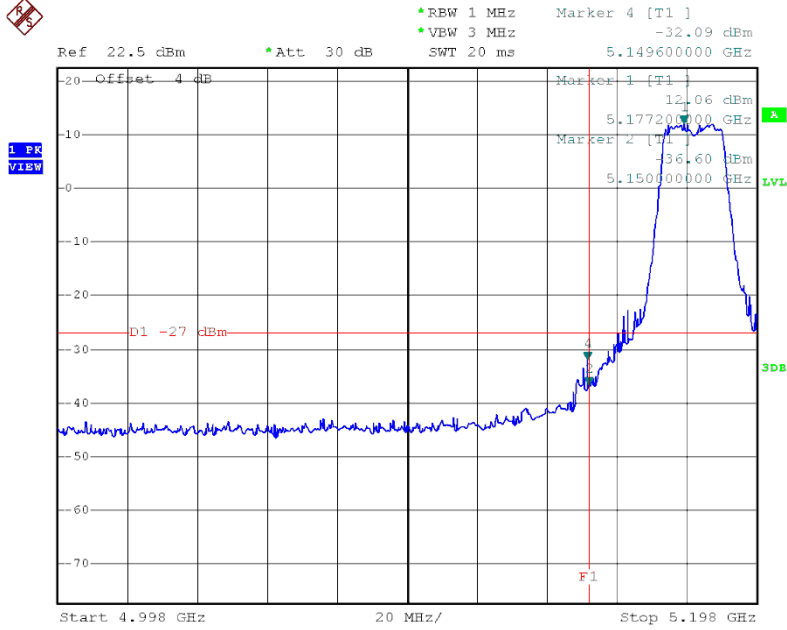


TX mode CH48

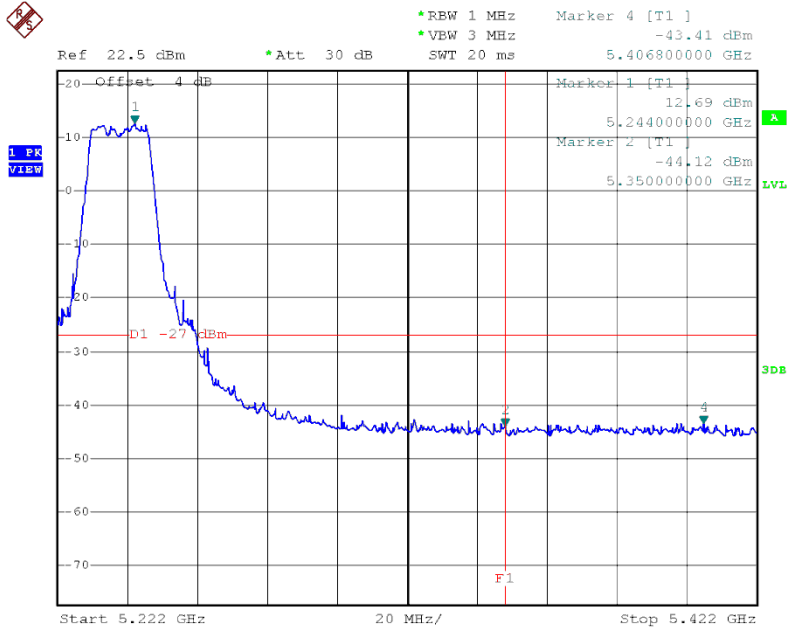


Test Mode: UNII-1/TX AC20 Mode_ANT 2

TX mode CH36

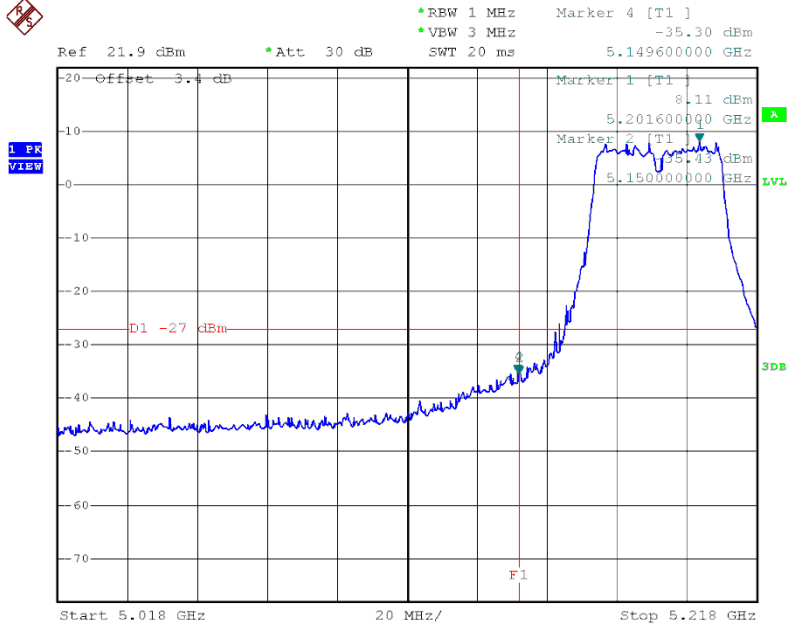


TX mode CH48

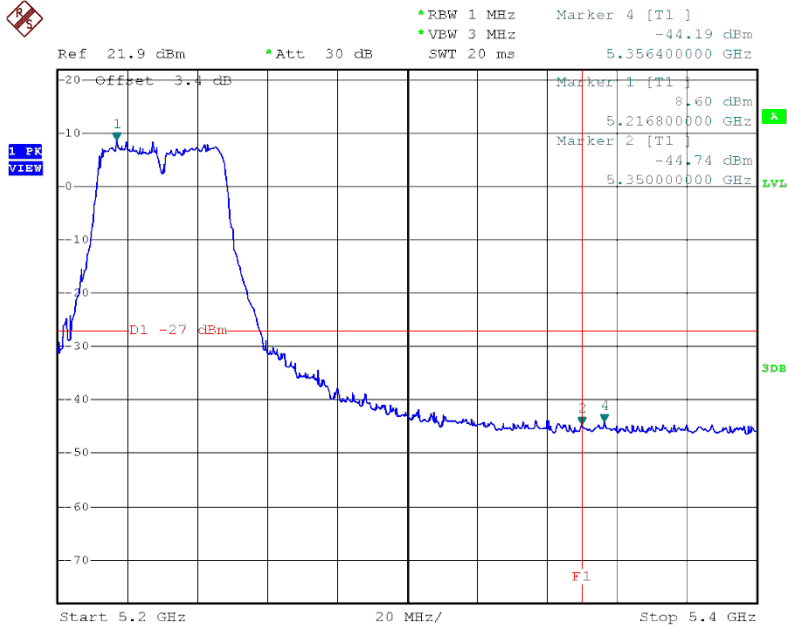


Test Mode: UNII-1/TX AC40 Mode_ANT 1

TX mode CH38

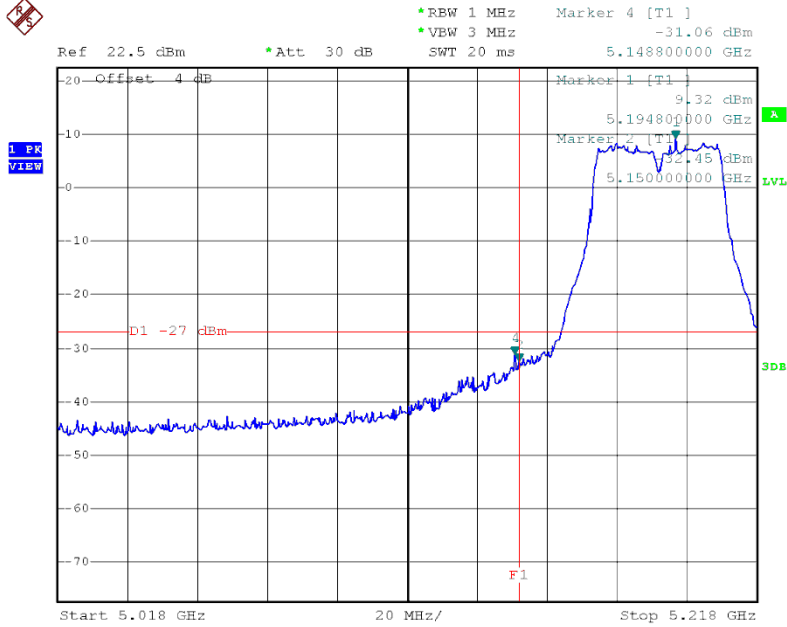


TX mode CH46

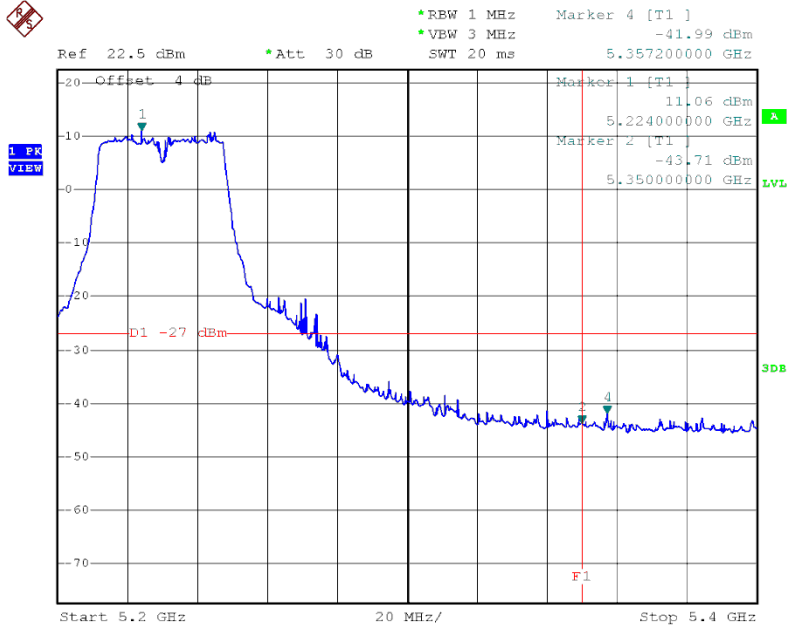


Test Mode: UNII-1/TX AC40 Mode_ANT 2

TX mode CH38

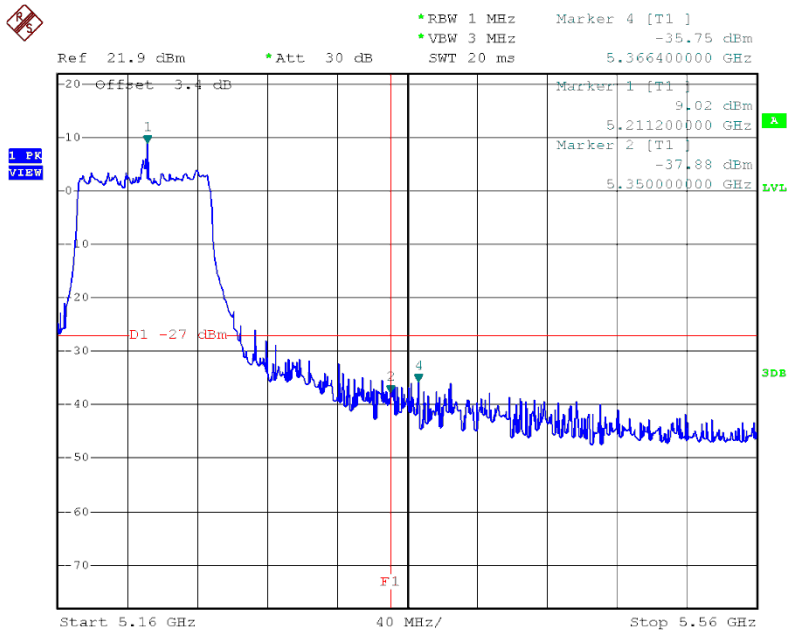
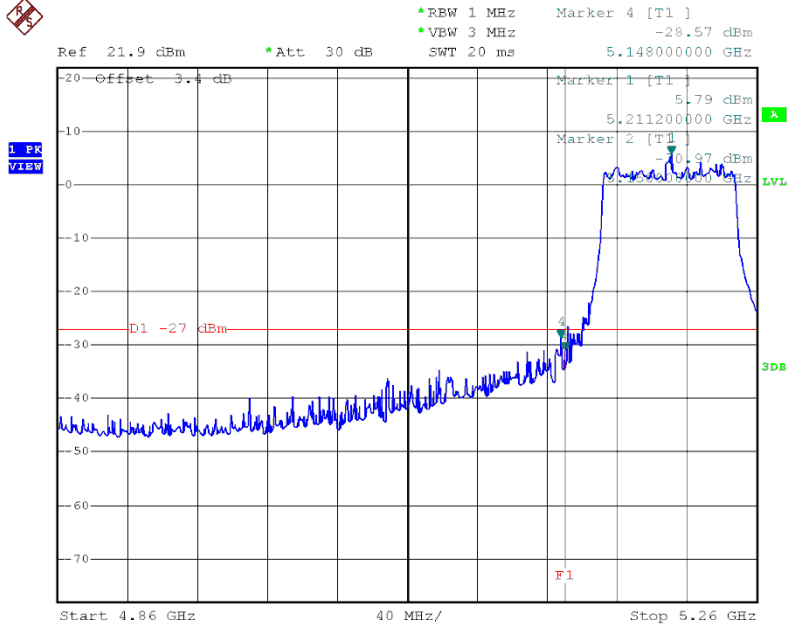


TX mode CH46



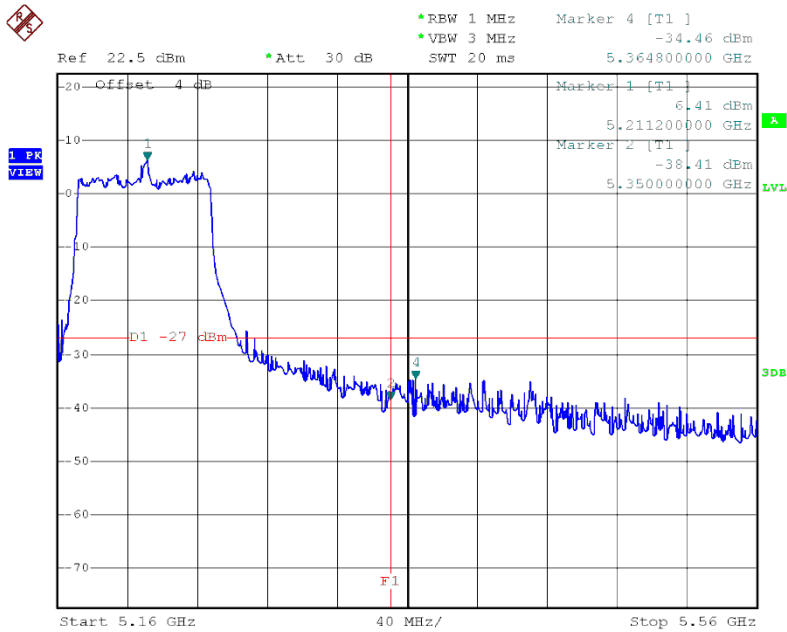
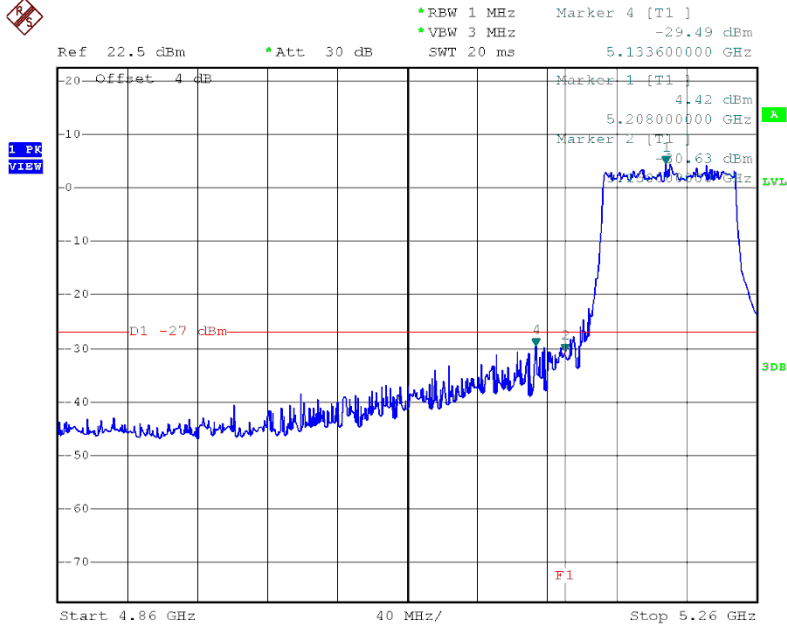
Test Mode: UNII-1/TX AC80 Mode_ANT 1

TX mode CH42



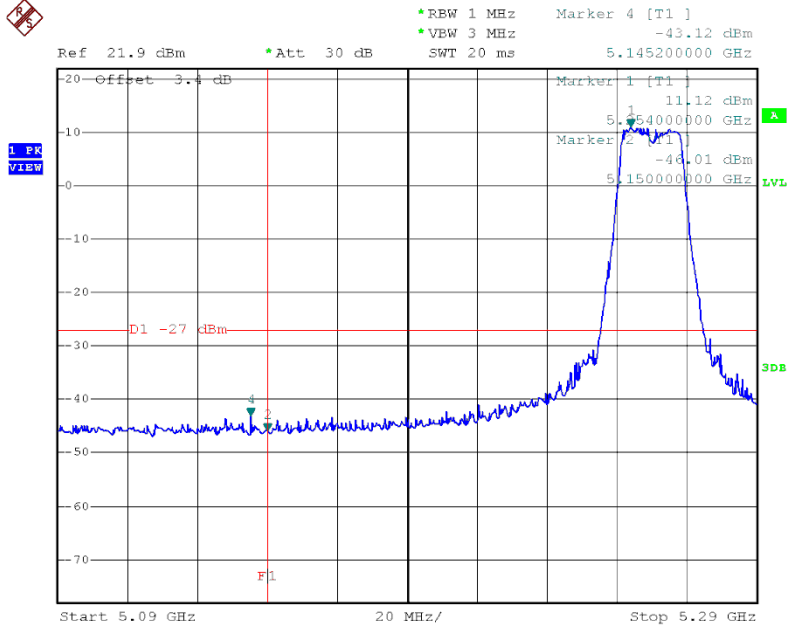
Test Mode: UNII-1/TX AC80 Mode_ANT 2

TX mode CH42

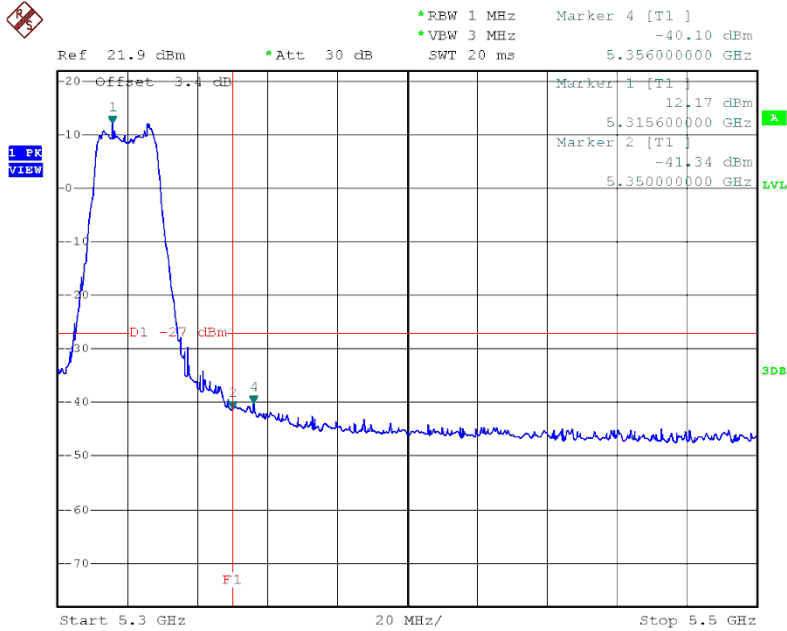


Test Mode: UNII-2A/TX AC20 Mode_ANT 1

TX mode CH52

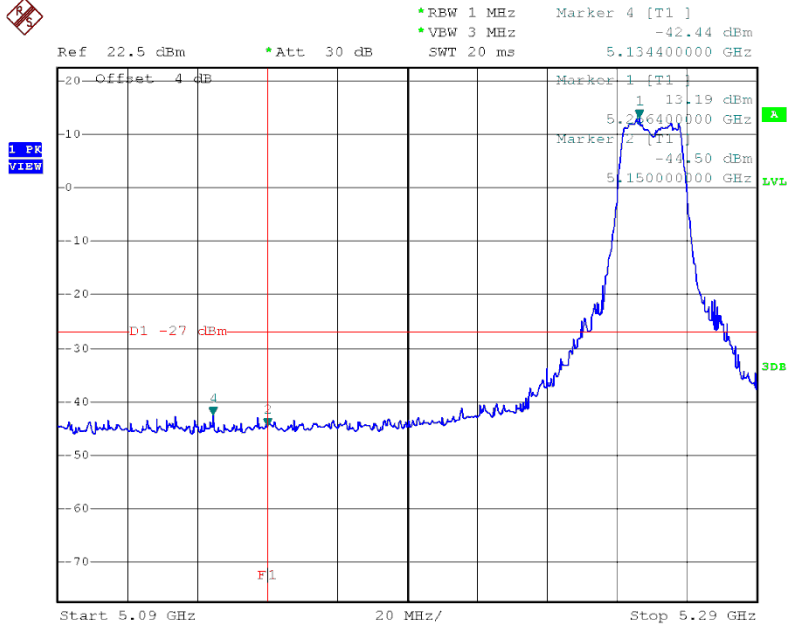


TX mode CH64

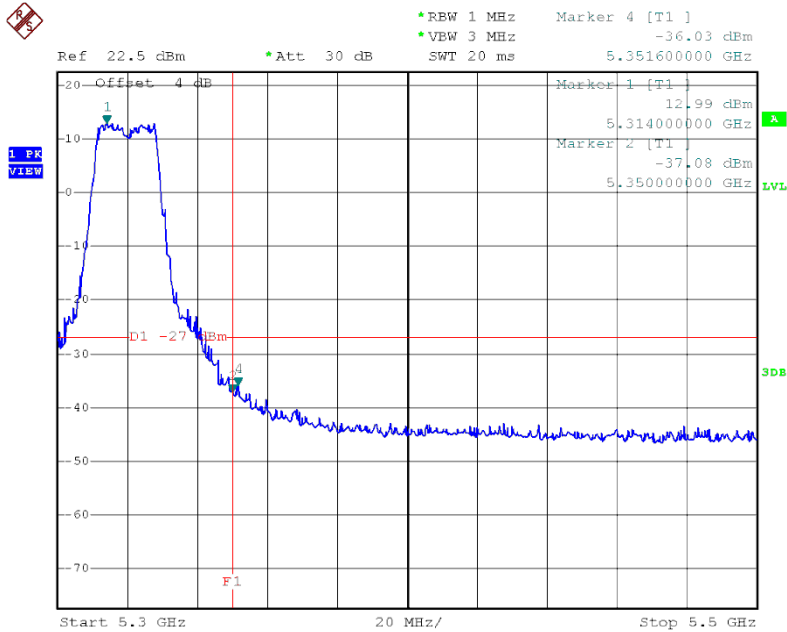


Test Mode: UNII-2A/TX AC20 Mode_ANT 2

TX mode CH52

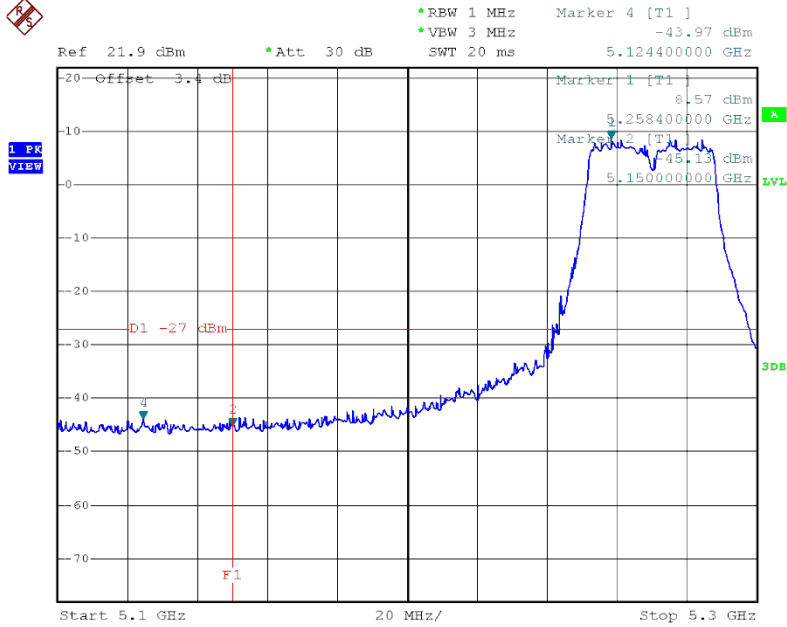


TX mode CH64

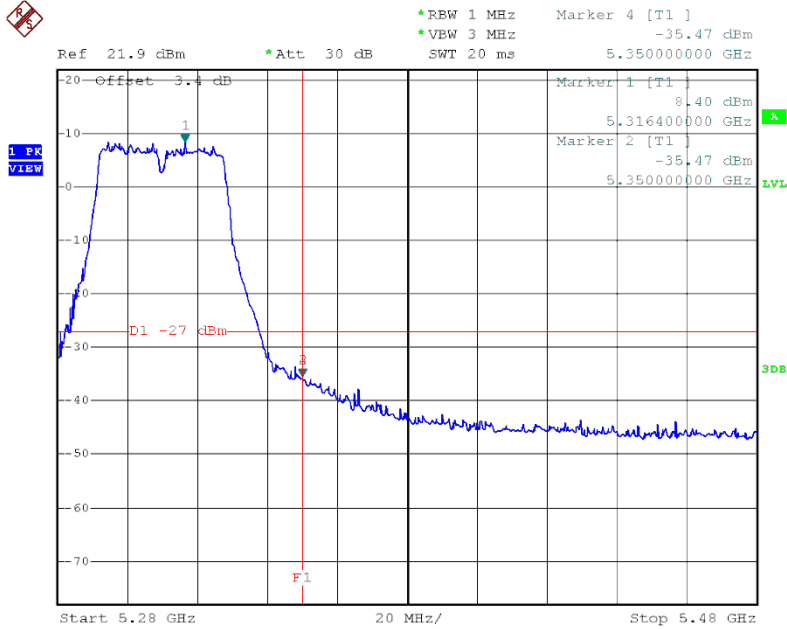


Test Mode: UNII-2A/TX AC40 Mode_ANT 1

TX mode CH54

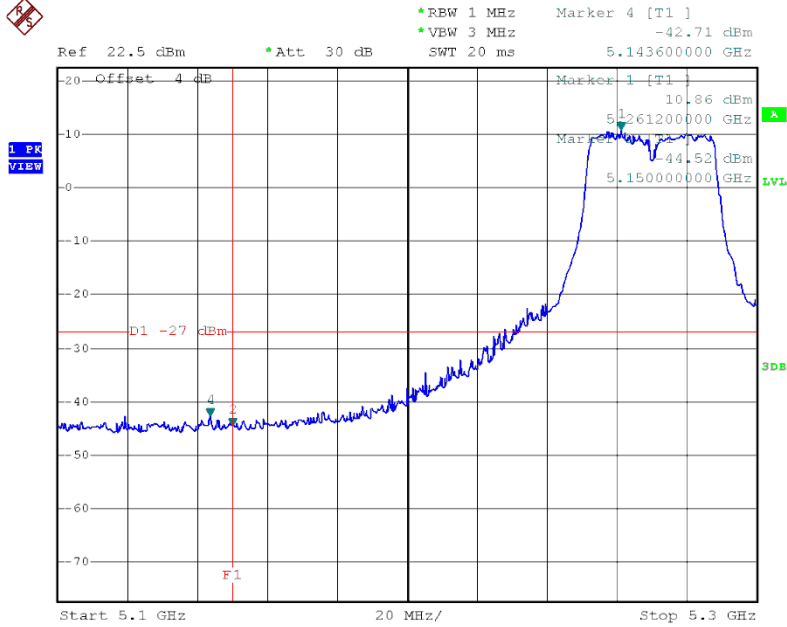


TX mode CH62

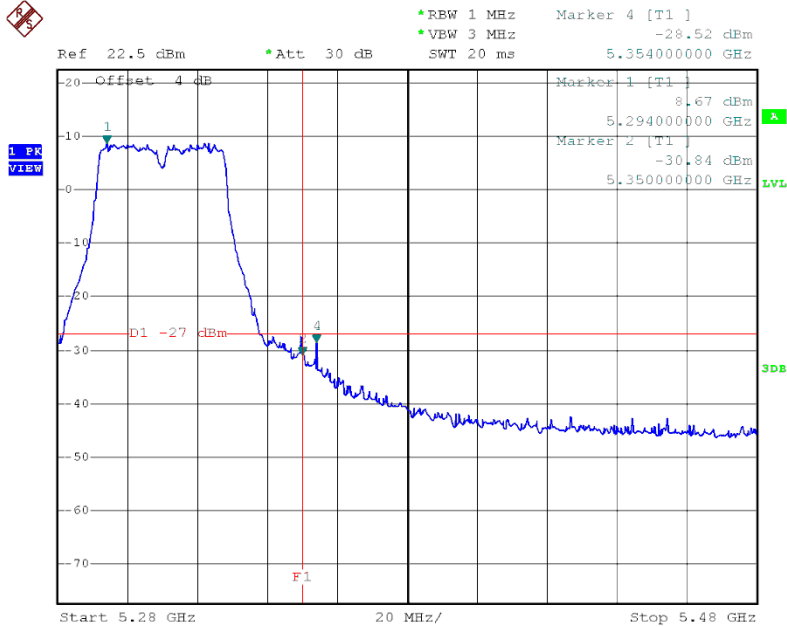


Test Mode: UNII-2A/TX AC40 Mode_ANT 2

TX mode CH54

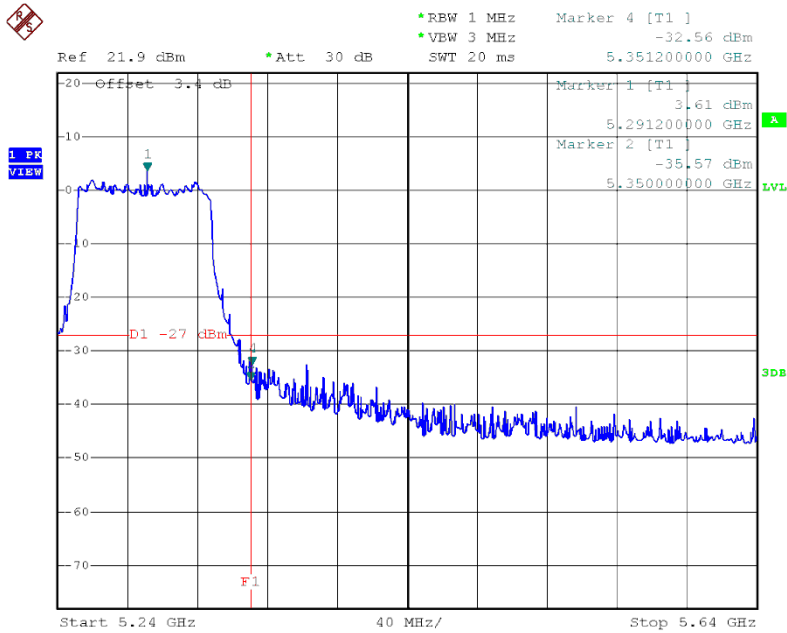
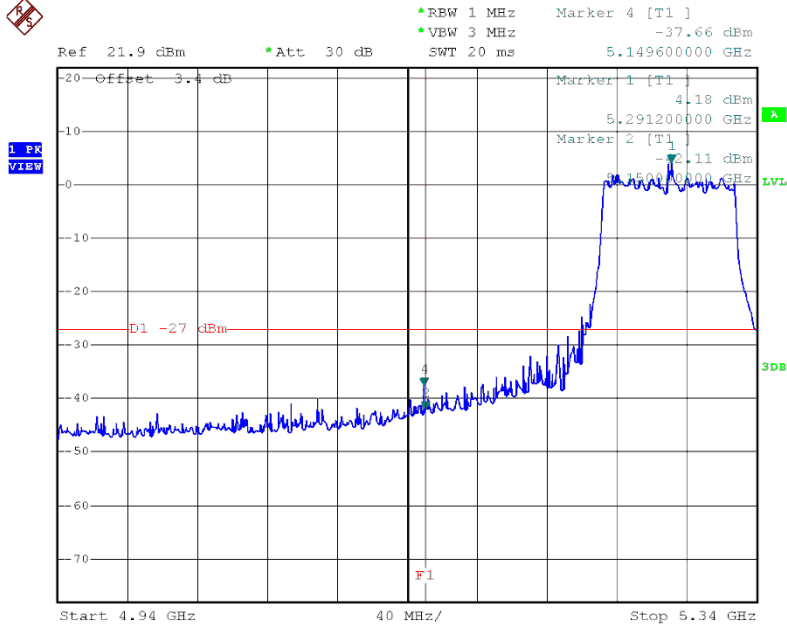


TX mode CH62



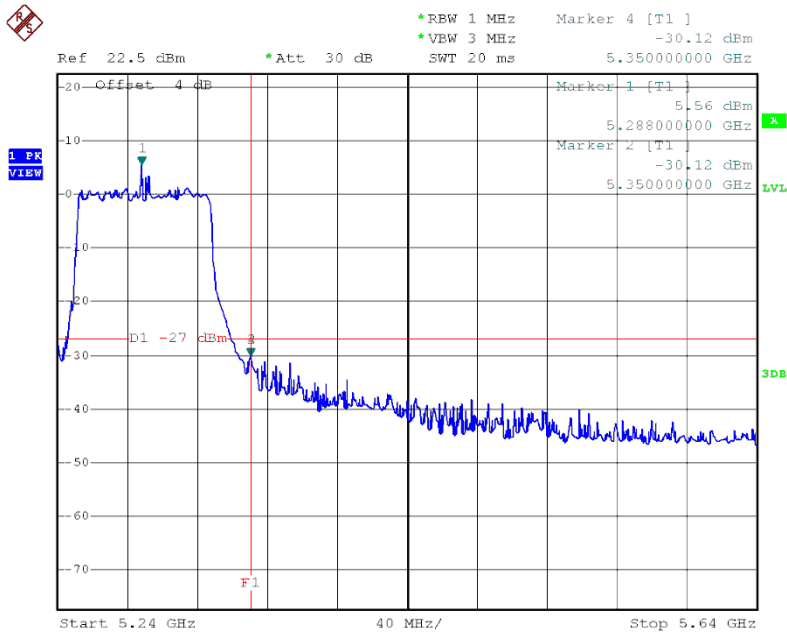
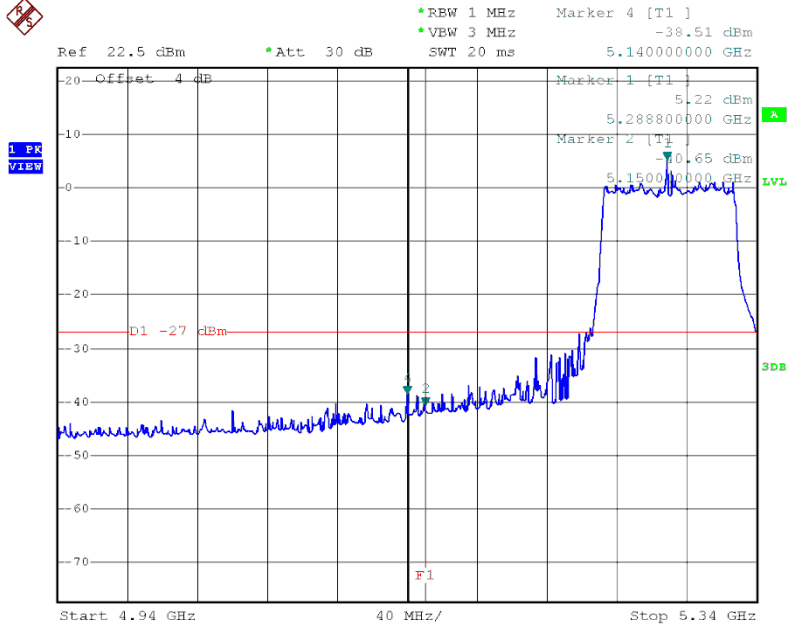
Test Mode: UNII-2A/TX AC80 Mode_ANT 1

TX mode CH58



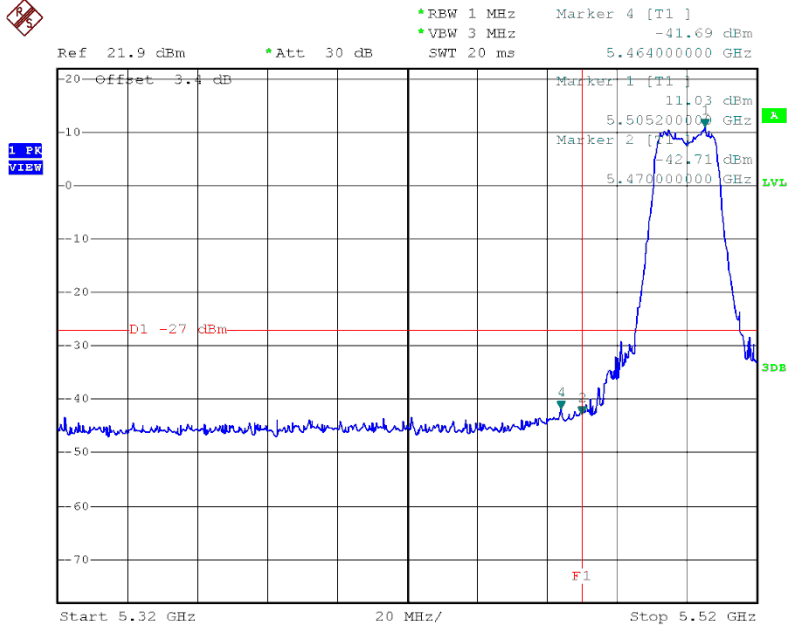
Test Mode: UNII-2A/TX AC80 Mode_ANT 2

TX mode CH58

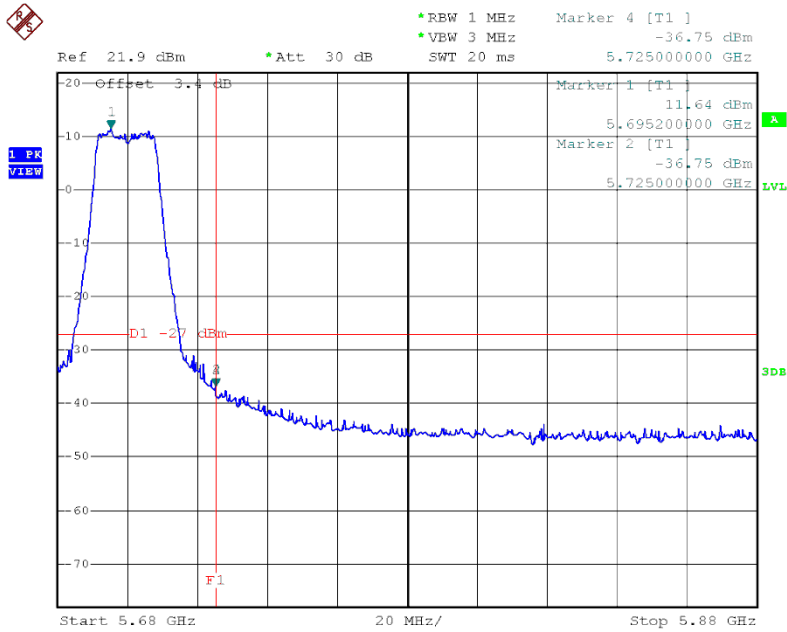


Test Mode: UNII-2C/TX AC20 Mode_ANT 1

TX mode CH100

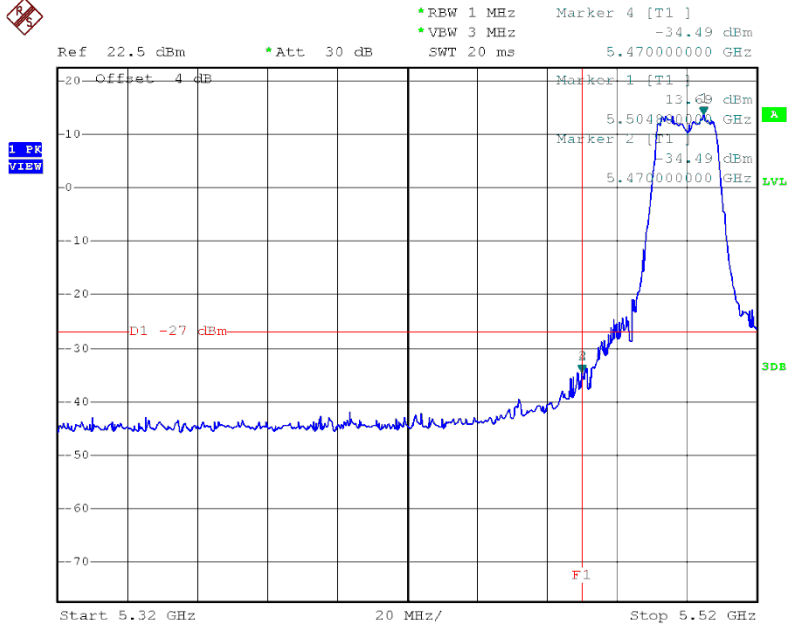


TX mode CH140

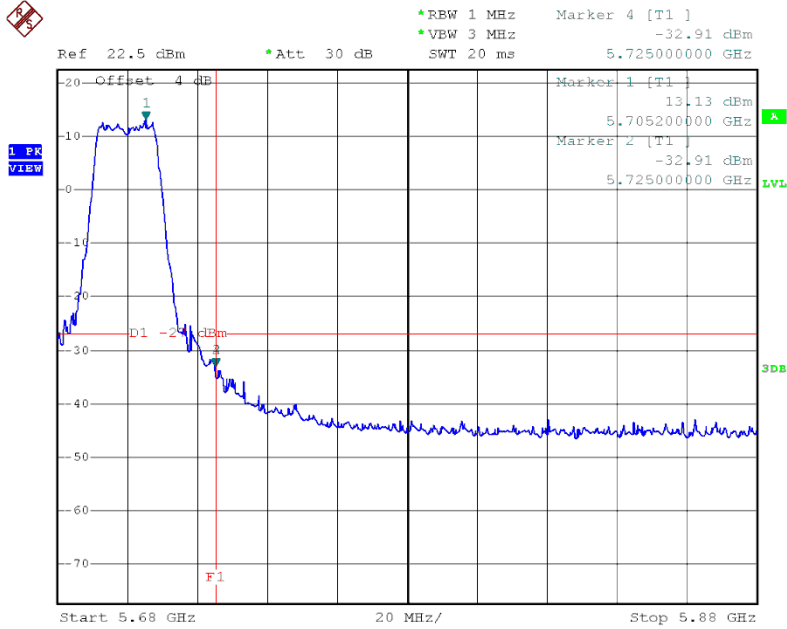


Test Mode: UNII-2C/TX AC20 Mode_ANT 2

TX mode CH100

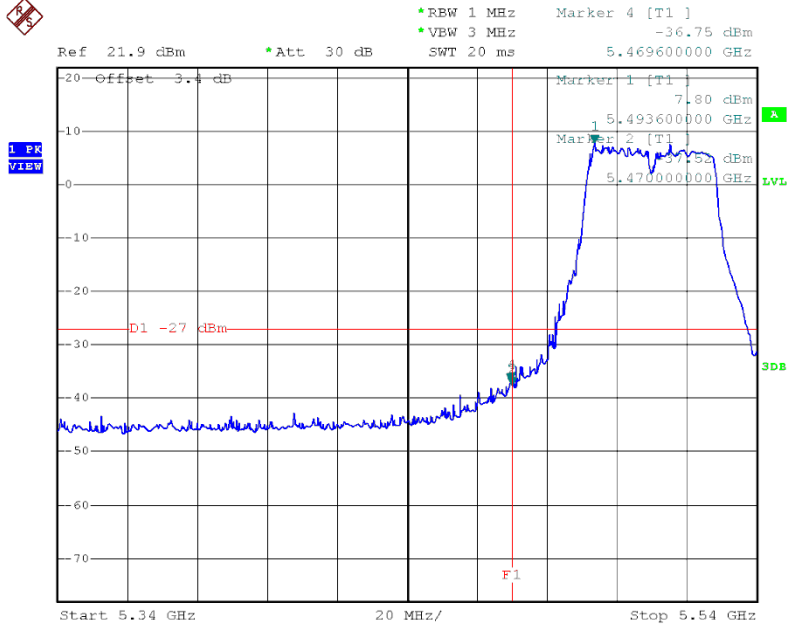


TX mode CH140

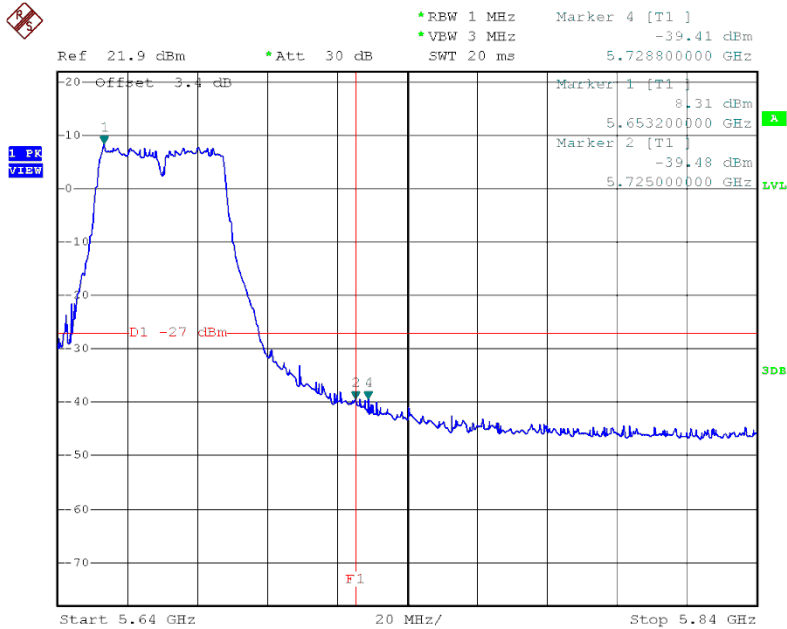


Test Mode: UNII-2C/TX AC40 Mode_ANT 1

TX mode CH102

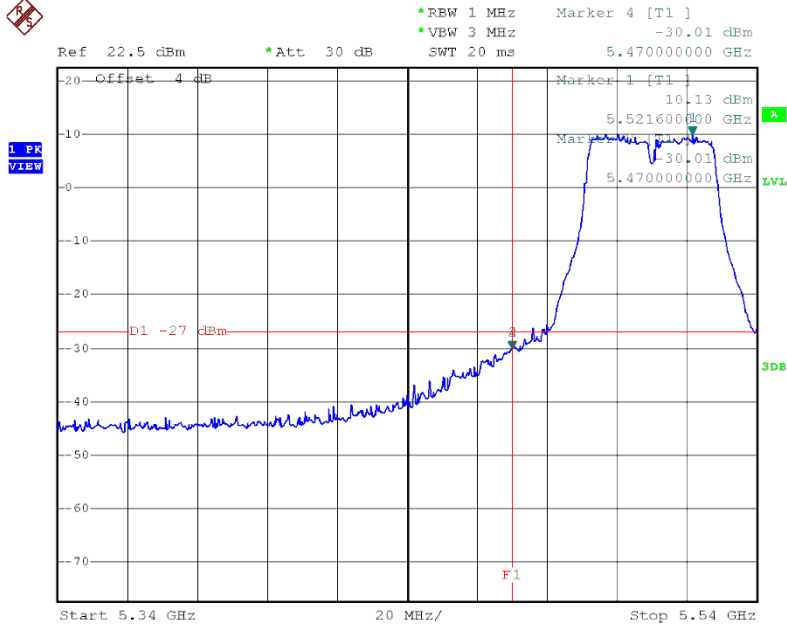


TX mode CH134

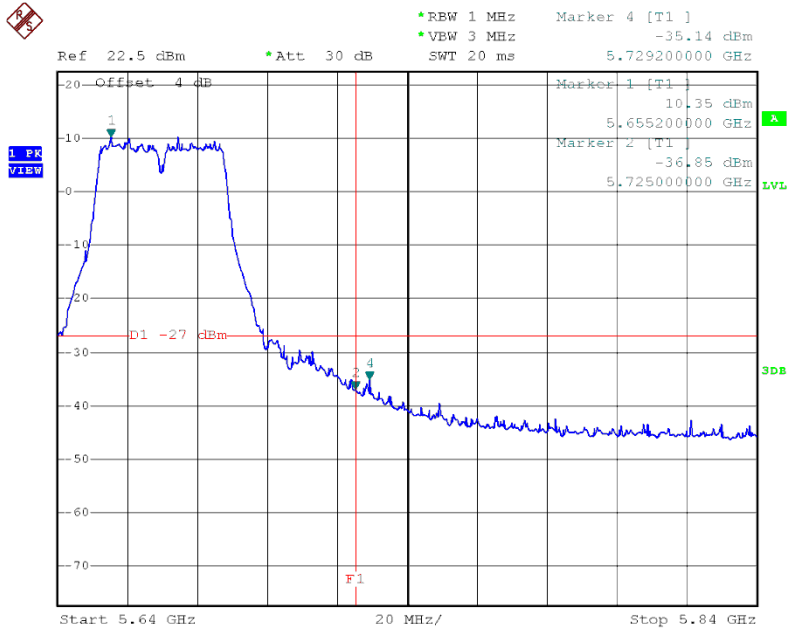


Test Mode: UNII-2C/TX AC40 Mode_ANT 2

TX mode CH102

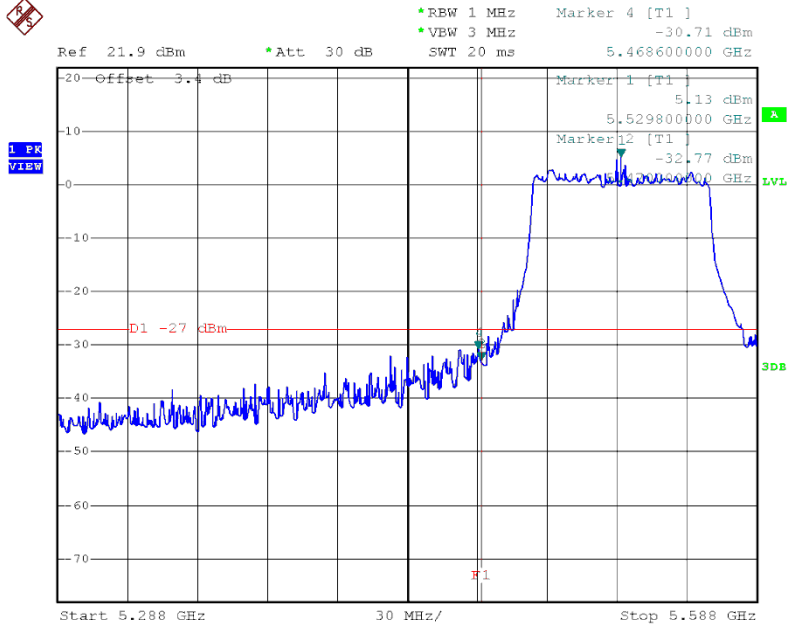


TX mode CH134

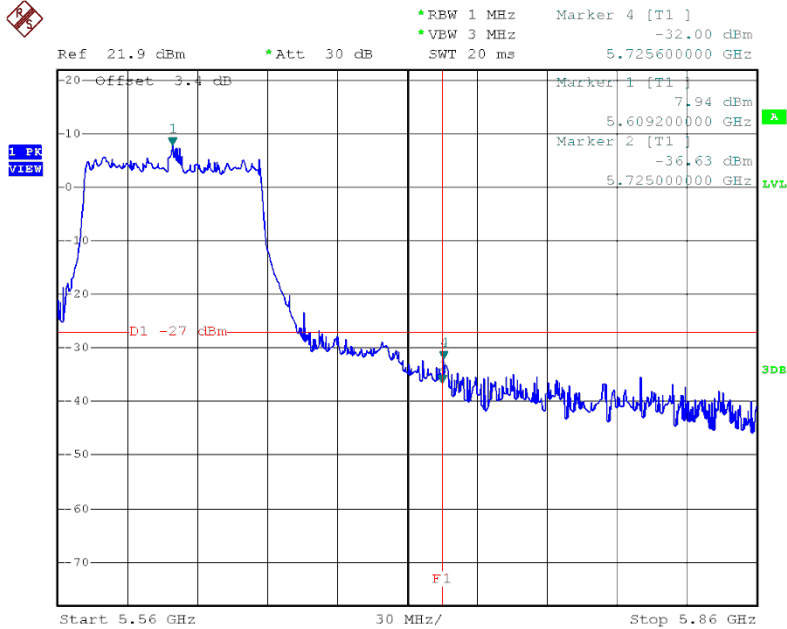


Test Mode: UNII-2C/TX AC80 Mode_ANT 1

TX mode CH106

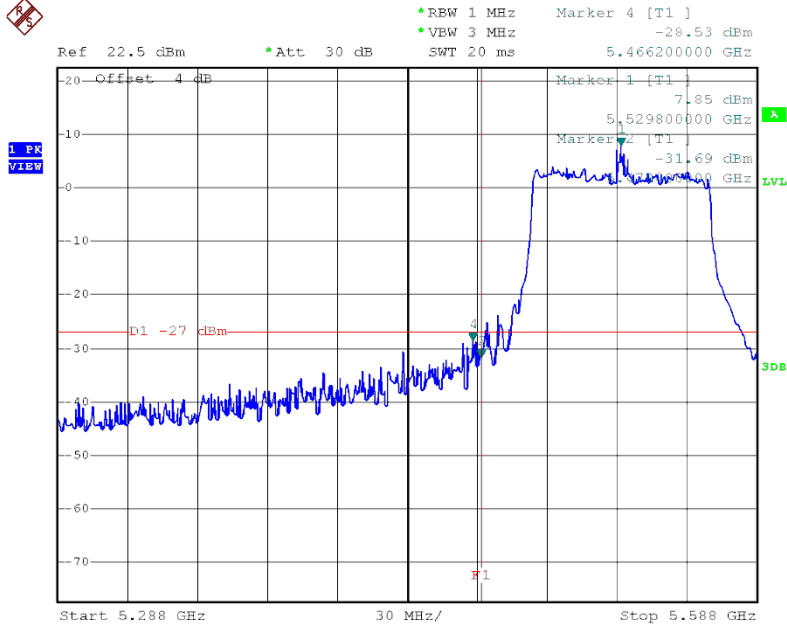


TX mode CH122

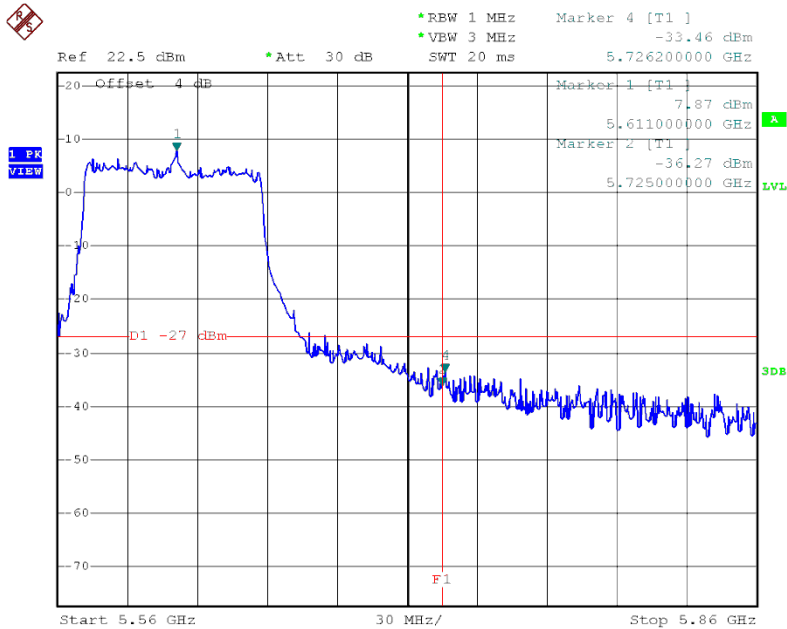


Test Mode: UNII-2C/TX AC80 Mode_ANT 2

TX mode CH106

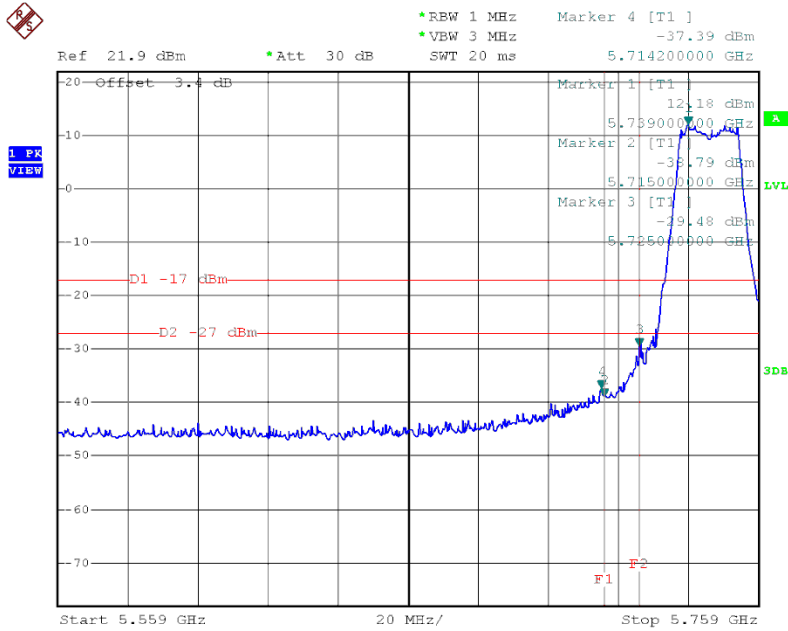


TX mode CH122

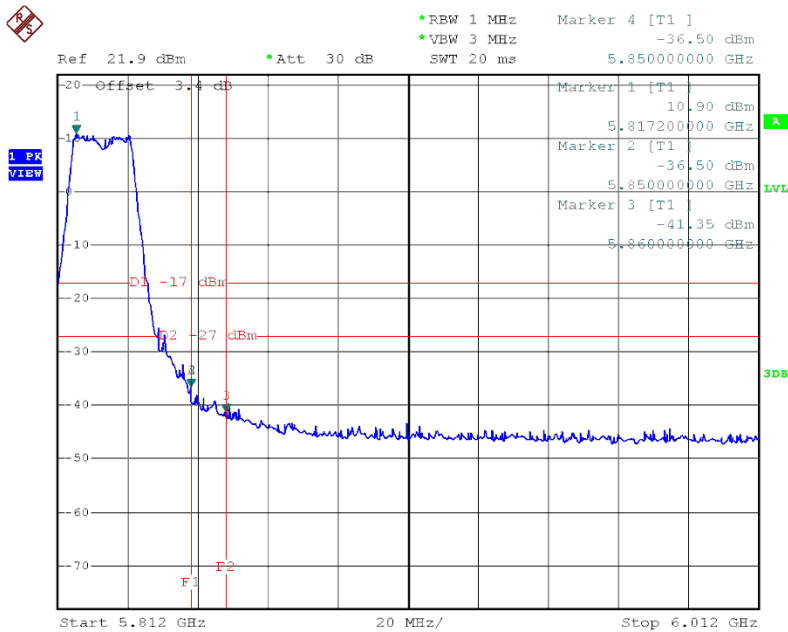


Test Mode: UNII-3/TX AC20 Mode_ANT 1

TX AC HT20 mode CH149

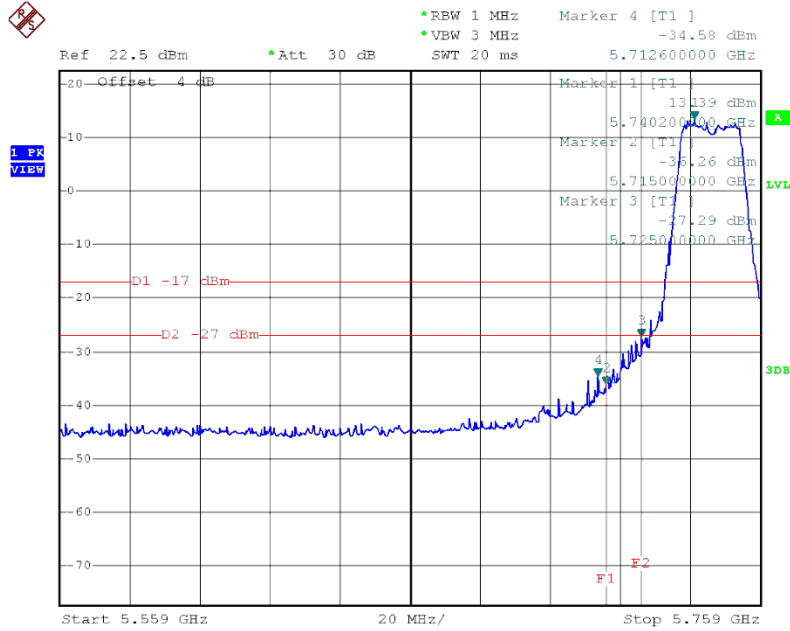


TX AC HT20 mode CH165

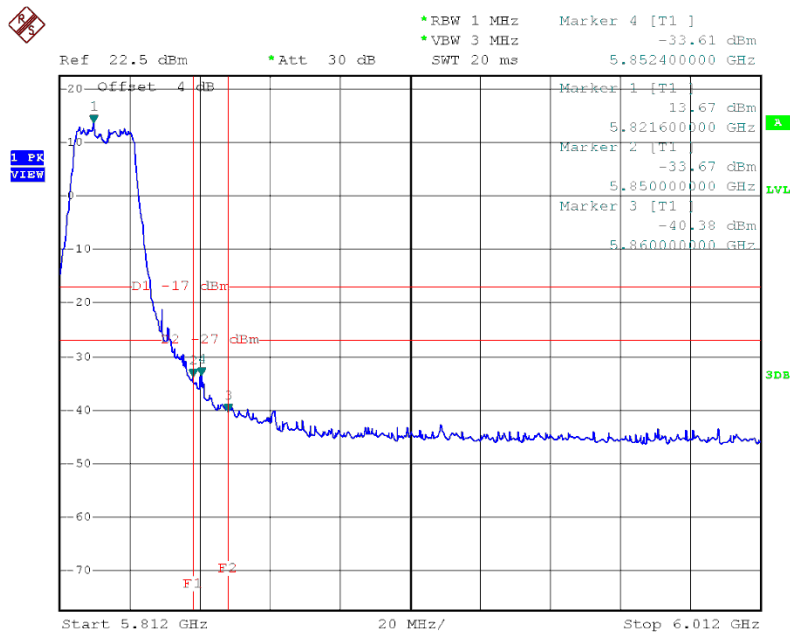


Test Mode: UNII-3/TX AC20 Mode_ANT 2

TX AC HT20 mode CH149

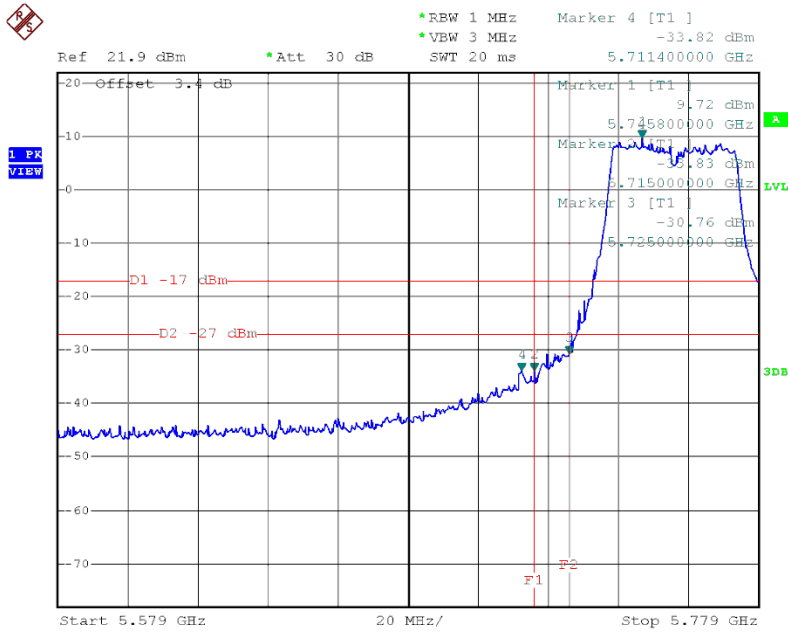


TX AC HT20 mode CH165

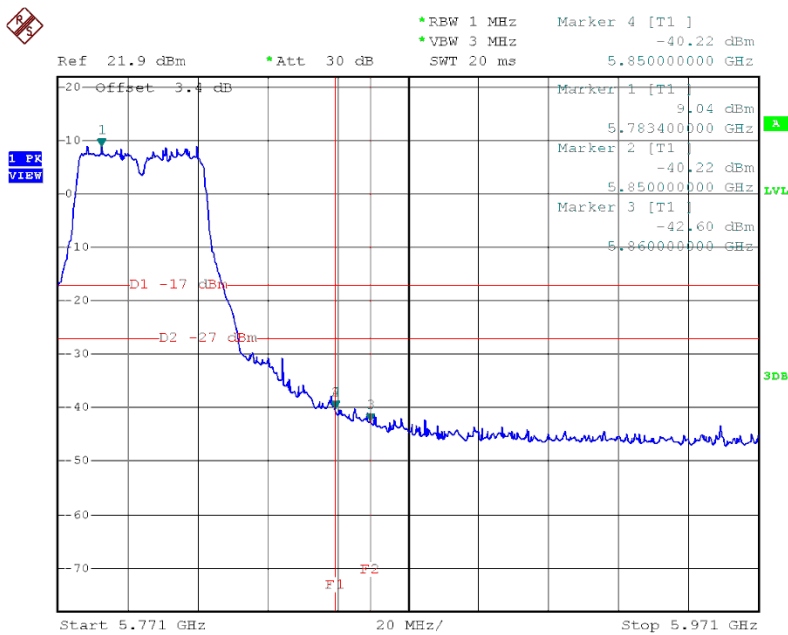


Test Mode: UNII-3/TX AC40 Mode_ANT 1

TX AC HT40 mode CH151

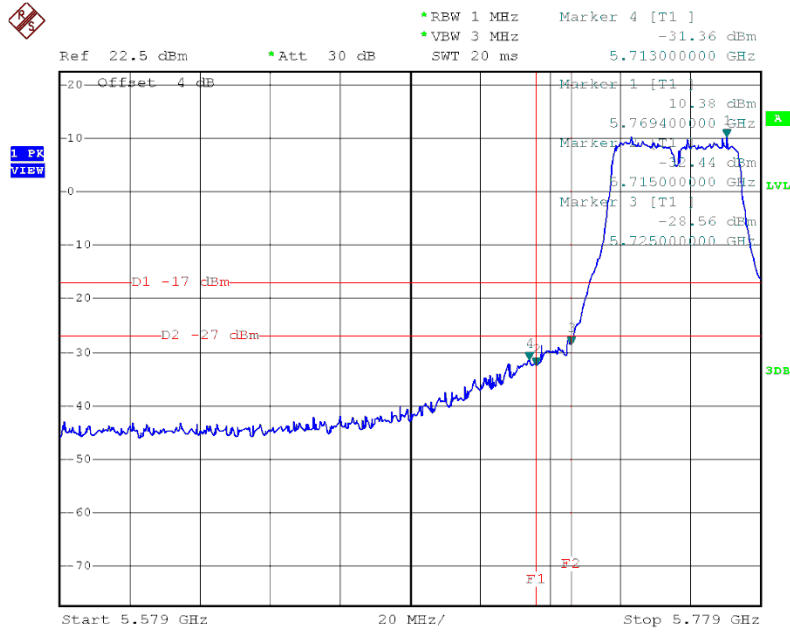


TX AC HT40 mode CH159

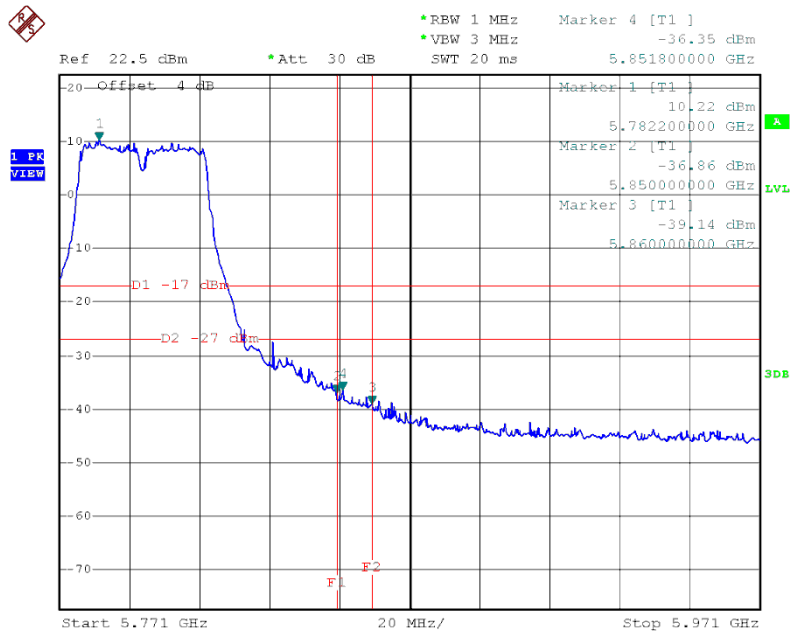


Test Mode: **UNII-3/TX AC40 Mode_ANT 2**

TX AC HT40 mode CH151

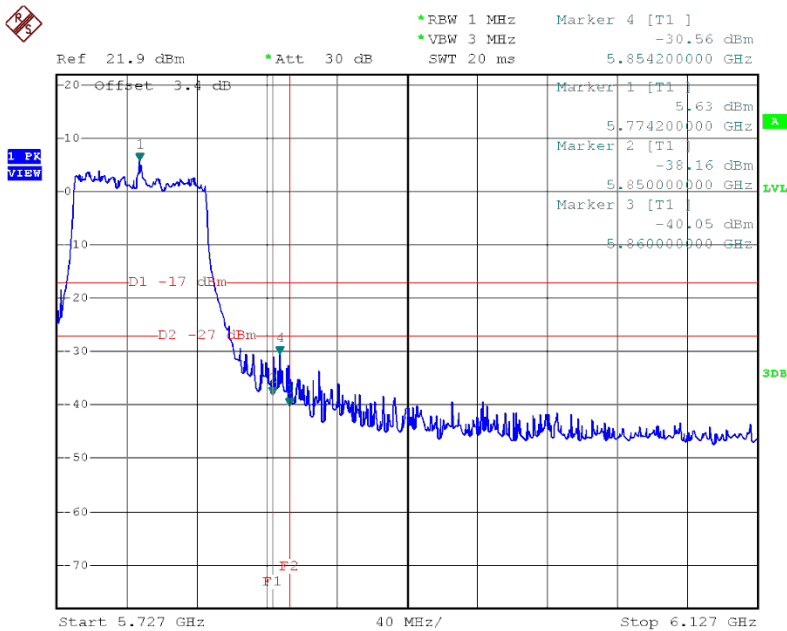
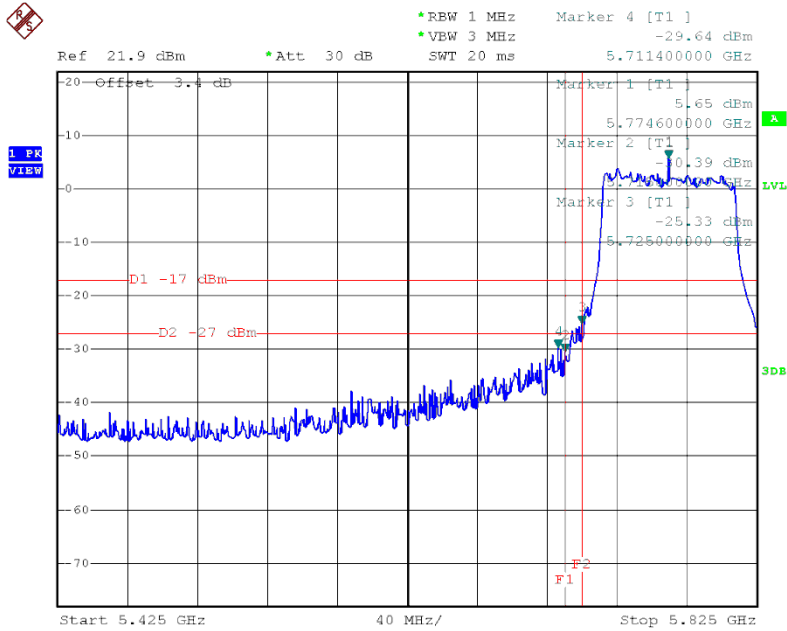


TX AC HT40 mode CH159



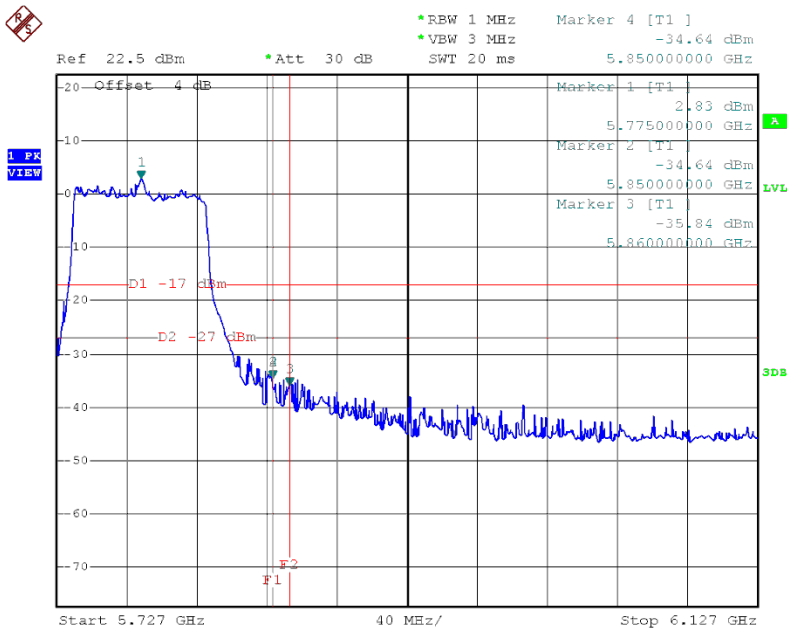
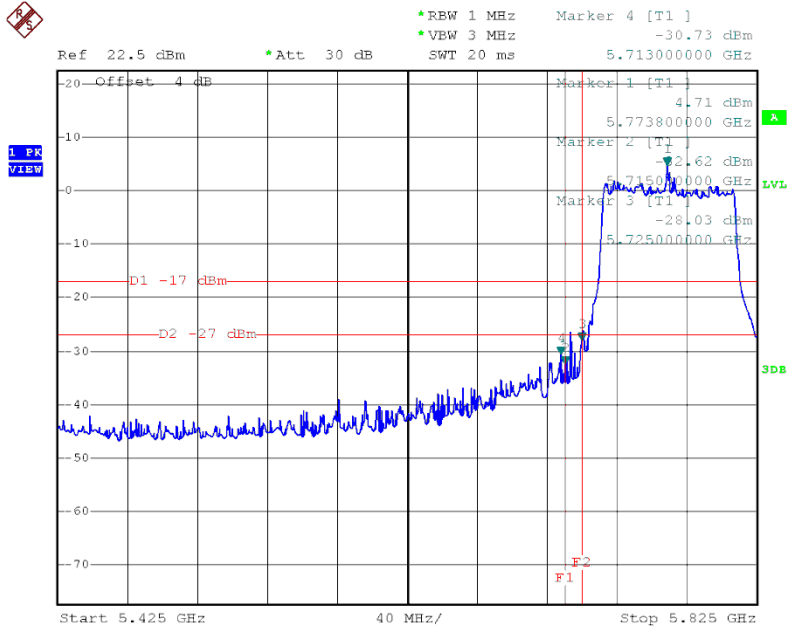
Test Mode: UNII-3/TX AC80 Mode_ANT 1

TX AC HT80 mode CH155



Test Mode: UNII-3/TX AC80 Mode_ANT 2

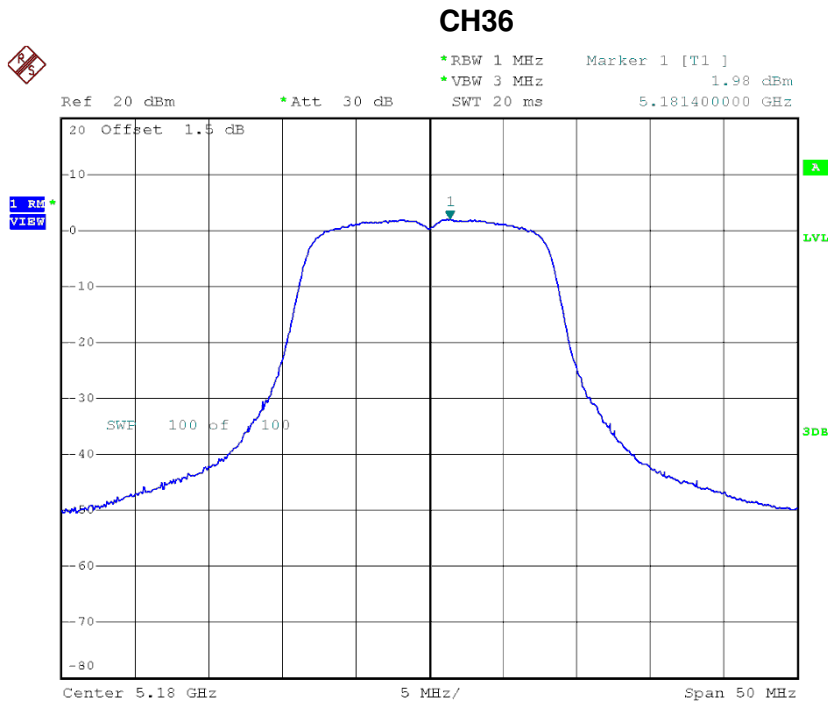
TX AC HT80 mode CH155



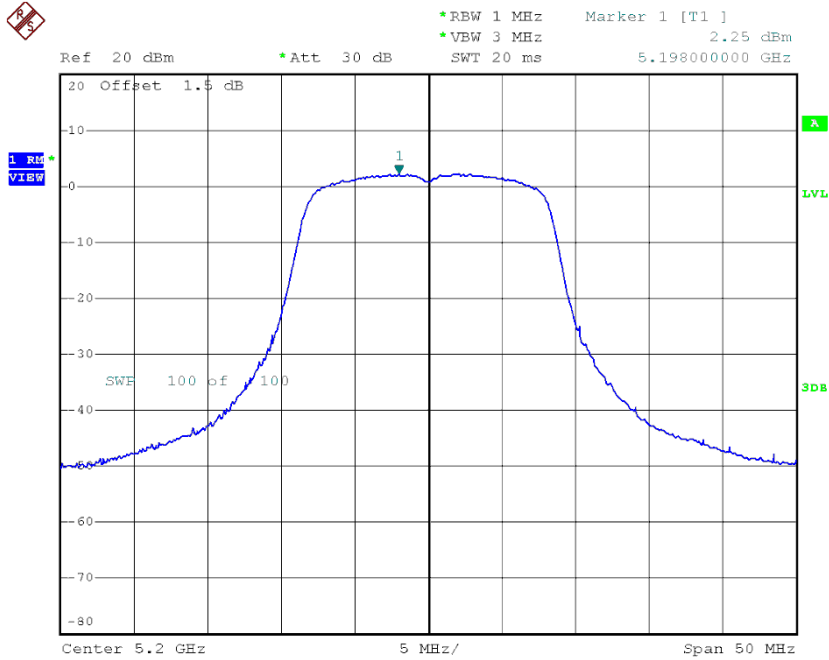
ATTACHMENT H - POWER SPECTRAL DENSITY

Test Mode: UNII-1/ TX A Mode_CH36/CH40/CH48_ANT 1

Channel	Frequency (MHz)	Power Density (dBm/MHz)	Duty Factor (dBm/MHz)	Power Density + Duty Factor (dBm/MHz)	Limit (dBm/MHz)
CH36	5180	1.98	0.23	2.21	11.00
CH40	5200	2.25	0.23	2.48	11.00
CH48	5240	2.63	0.23	2.86	11.00



CH40



CH48

