

Test Laboratory: BTL Inc.

Date: 2016/8/25

**T01\_802.11b\_CH6\_Bottom Side\_0cm**

**DUT: 1608C213;**

Communication System: UID 0, IEEE 802.11b WiFi 2.4GHz (DSSS, 1Mbps) (0); Frequency: 2437 MHz; Duty Cycle: 1:1

Medium parameters used:  $f = 2437$  MHz;  $\sigma = 1.967$  S/m;  $\epsilon_r = 53.411$ ;  $\rho = 1000$  kg/m<sup>3</sup>

Ambient Temperature: 23.3 °C; Liquid Temperature: 22.4 °C

DASY Configuration:

- Probe: EX3DV4 - SN3932; ConvF(7.52, 7.52, 7.52); Calibrated: 2016/2/19;
- Sensor-Surface: 4mm (Mechanical Surface Detection),  $z = 1.0, 31.0$
- Electronics: DAE4 Sn1390; Calibrated: 2015/9/18
- Phantom: ELI v5.0; Type: QDOVA002AA; Serial: 1222
- DASY52 52.8.8(1222); SEMCAD X 14.6.10(7331)

**Area Scan (13x33x1):** Interpolated grid: dx=12 mm, dy=12 mm

Maximum value of SAR (interpolated) = 0.166 W/kg

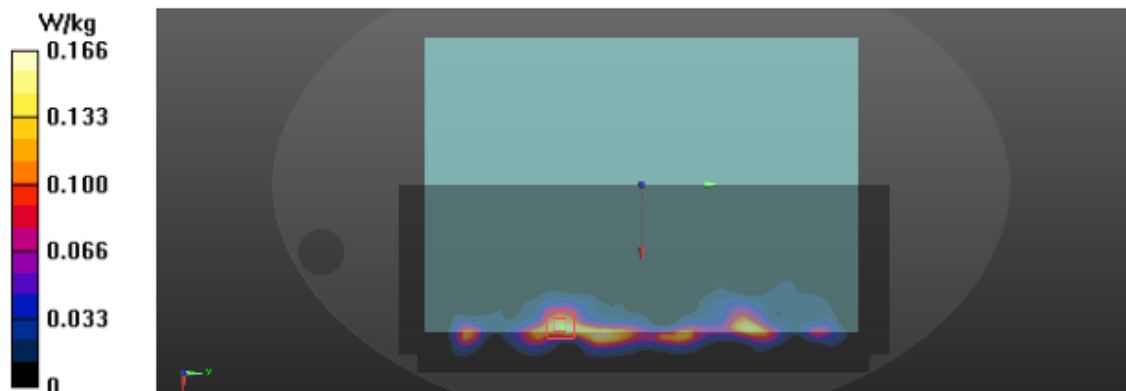
**Zoom Scan (7x7x7)/Cube 0:** Measurement grid: dx=5mm, dy=5mm, dz=5mm

Reference Value = 0 V/m; Power Drift = 0.02 dB

Peak SAR (extrapolated) = 0.305 W/kg

**SAR(1 g) = 0.149 W/kg; SAR(10 g) = 0.073 W/kg**

Maximum value of SAR (measured) = 0.168 W/kg



Test Laboratory: BTL Inc.

Date: 2016/8/24

**T03\_802.11a\_CH52\_Bottom Side\_0cm**

**DUT: 1608C213;**

Communication System: UID 0, IEEE 802.11a WiFi 5G(OFDM, 6 Mbps,) (0); Frequency: 5260 MHz; Duty Cycle: 1:1

Medium parameters used:  $f = 5260$  MHz;  $\sigma = 5.49$  S/m;  $\epsilon_r = 47.383$ ;  $\rho = 1000$  kg/m<sup>3</sup>

Ambient Temperature: 23.2 °C; Liquid Temperature: 22.3 °C

DASY Configuration:

- Probe: EX3DV4 - SN3932; ConvF(4.29, 4.29, 4.29); Calibrated: 2016/2/19
- Sensor-Surface: 2mm (Mechanical Surface Detection),  $z = 1.0, 31.0$
- Electronics: DAE4 Sn1390; Calibrated: 2015/9/18
- Phantom: ELI v5.0; Type: QDOVA002AA; Serial: 1222
- DASY52 52.8.8(1222); SEMCAD X 14.6.10(7331)

**Area Scan (12x40x1):** Interpolated grid: dx=10 mm, dy=10 mm

Maximum value of SAR (interpolated) = 0.514 W/kg

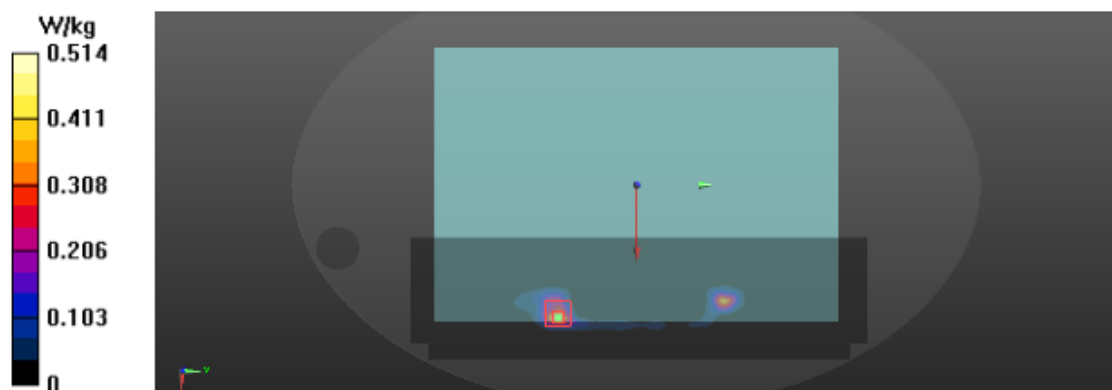
**Zoom Scan (7x7x12)/Cube 0:** Measurement grid: dx=4mm, dy=4mm, dz=2mm

Reference Value = 1.436 V/m; Power Drift = 0.00 dB

Peak SAR (extrapolated) = 0.988 W/kg

**SAR(1 g) = 0.345 W/kg; SAR(10 g) = 0.113 W/kg**

Maximum value of SAR (measured) = 0.483 W/kg



Test Laboratory: BTL Inc.

Date: 2016/8/24

**T06\_802.11a\_CH116\_Bottom Side\_0cm**

**DUT: 1608C213;**

Communication System: UID 0, IEEE 802.11a WiFi 5G(OFDM, 6 Mbps,) (0); Frequency: 5580 MHz; Duty Cycle: 1:1

Medium parameters used:  $f = 5580$  MHz;  $\sigma = 5.936$  S/m;  $\epsilon_r = 47.125$ ;  $\rho = 1000$  kg/m<sup>3</sup>

Ambient Temperature: 23.2 °C; Liquid Temperature: 22.3 °C

DASY Configuration:

- Probe: EX3DV4 - SN3932; ConvF(3.71, 3.71, 3.71); Calibrated: 2016/2/19;
- Sensor-Surface: 2mm (Mechanical Surface Detection),  $z = 1.0, 31.0$
- Electronics: DAE4 Sn1390; Calibrated: 2015/9/18
- Phantom: ELI v5.0; Type: QDOVA002AA; Serial: 1222
- DASY52 52.8.8(1222); SEMCAD X 14.6.10(7331)

**Area Scan (12x40x1):** Interpolated grid: dx=10 mm, dy=10 mm

Maximum value of SAR (interpolated) = 0.417 W/kg

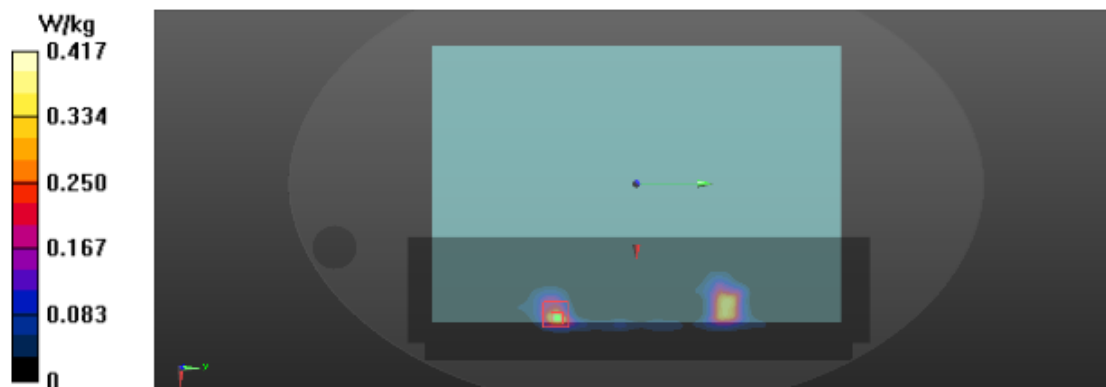
**Zoom Scan (7x7x12)/Cube 0:** Measurement grid: dx=4mm, dy=4mm, dz=2mm

Reference Value = 1.565 V/m; Power Drift = 0.02 dB

Peak SAR (extrapolated) = 0.961 W/kg

**SAR(1 g) = 0.302 W/kg; SAR(10 g) = 0.099 W/kg**

Maximum value of SAR (measured) = 0.401 W/kg



Test Laboratory: BTL Inc.

Date: 2016/8/24

**T09\_802.11a\_CH165\_Bottom Side\_0cm**

**DUT: 1608C213;**

Communication System: UID 0, IEEE 802.11a WiFi 5G(OFDM, 6 Mbps,) (0); Frequency: 5825 MHz; Duty Cycle: 1:1

Medium parameters used:  $f = 5825$  MHz;  $\sigma = 5.862$  S/m;  $\epsilon_r = 47.35$ ;  $\rho = 1000$  kg/m<sup>3</sup>

Ambient Temperature: 23.2 °C; Liquid Temperature: 22.3 °C

DASY Configuration:

- Probe: EX3DV4 - SN3932; ConvF(3.88, 3.88, 3.88); Calibrated: 2016/2/19;;
- Sensor-Surface: 2mm (Mechanical Surface Detection),  $z = 1.0, 31.0$
- Electronics: DAE4 Sn1390; Calibrated: 2015/9/18
- Phantom: ELI v5.0; Type: QDOVA002AA; Serial: 1222
- DASY52 52.8.8(1222); SEMCAD X 14.6.10(7331)

**Area Scan (12x40x1):** Interpolated grid: dx=10 mm, dy=10 mm

Maximum value of SAR (interpolated) = 0.544 W/kg

**Zoom Scan (7x7x12)/Cube 0:** Measurement grid: dx=4mm, dy=4mm, dz=2mm

Reference Value = 1.586 V/m; Power Drift = 0.03 dB

Peak SAR (extrapolated) = 1.19 W/kg

**SAR(1 g) = 0.391 W/kg; SAR(10 g) = 0.129 W/kg**

Maximum value of SAR (measured) = 0.502 W/kg

