



FCC PART 15E TEST REPORT FOR CERTIFICATION
On Behalf of

Razer Inc.

Notebook

Model Number: RZ09-0184

FCC ID: RWO-RZ090168IN

Prepared for : Razer Inc.

9 Pasteur, Suite 100 Irvine, California 92618, United States

Prepared By : Audix Technology (Shenzhen) Co., Ltd.
No. 6, Ke Feng Rd., 52 Block,
Shenzhen Science & Industrial Park,
Nantou, Shenzhen, Guangdong, China

Tel: (0755) 26639496

Report Number : ACS-F16042
Date of Test : Jan.14~30, 2016
Date of Report : Mar.11, 2016

TABLE OF CONTENTS

| Description | Page |
|---|------------|
| 1. SUMMARY OF STANDARDS AND RESULTS | 1-1 |
| 1.1. Description of Standards and Results | 1-1 |
| 2. GENERAL INFORMATION | 2-1 |
| 2.1. Description of Device (EUT) | 2-1 |
| 2.2. Test Information | 2-3 |
| 2.3. Tested Supporting System Details..... | 2-5 |
| 2.4. Block diagram of connection between the EUT and simulators | 2-5 |
| 2.5. Test Facility | 2-6 |
| 2.6. Measurement Uncertainty (95% confidence levels, k=2)..... | 2-6 |
| 3. POWER LINE CONDUCTED EMISSION TEST..... | 3-1 |
| 3.1. Test Equipments | 3-1 |
| 3.2. Block Diagram of Test Setup | 3-1 |
| 3.3. Power Line Conducted Emission Test Limits | 3-1 |
| 3.4. Configuration of EUT on Test..... | 3-2 |
| 3.5. Operating Condition of EUT | 3-2 |
| 3.6. Test Procedure | 3-2 |
| 3.7. Power Line Conducted Emission Test Results | 3-2 |
| 4. RADIATED EMISSION TEST | 4-1 |
| 4.1. Test Equipment..... | 4-1 |
| 4.2. Block Diagram of Test Setup | 4-2 |
| 4.3. Radiated Emission Limit | 4-3 |
| 4.4. EUT Configuration on Test | 4-3 |
| 4.5. Operating Condition of EUT | 4-4 |
| 4.6. Test Procedure | 4-4 |
| 4.7. Radiated Emission Test Results | 4-5 |
| 5. BAND EDGE COMPLIANCE TEST | 5-1 |
| 5.1. Test Equipment..... | 5-1 |
| 5.2. Limit | 5-1 |
| 5.3. Test Produce | 5-1 |
| 5.4. Test Results | 5-1 |
| 6. 6dB & 99%&26dB Bandwidth Test..... | 6-1 |
| 6.1. Test Equipment..... | 6-1 |
| 6.2. Limit | 6-1 |
| 6.3. Test Procedure | 6-1 |
| 6.4. Test Results | 6-1 |
| 7. OUTPUT POWER TEST | 7-1 |
| 7.1. Test Equipment..... | 7-1 |
| 7.2. Limit | 7-1 |
| 7.3. Test Procedure | 7-1 |
| 7.4. Test Results | 7-2 |
| 8. SPECTRAL DENSITY TEST | 8-1 |
| 8.1. Test Equipment..... | 8-1 |
| 8.2. Limit | 8-1 |
| 8.3. Test Procedure | 8-1 |
| 8.4. Test Results | 8-2 |
| 9. FREQUENCY STABILITY MEASUREMENT | 9-1 |
| 9.1. Test Equipment..... | 9-1 |
| 9.2. Limit | 9-1 |
| 9.3. Test Procedure | 9-1 |
| 9.4. Test Result | 9-1 |



FCC ID:RWO-RZ090168IN

| | | |
|------------|--|-------------|
| 10. | ANTENNA REQUIREMENT | 10-1 |
| 10.1. | Standard Applicable | 10-1 |
| 10.2. | Antenna Connected Construction..... | 10-1 |
| 11. | DEVIATION TO TEST SPECIFICATIONS | 11-1 |
| 12. | PHOTOGRAPH OF TEST..... | 12-1 |
| 12.1. | Photos of Power Line Conducted Emission Test | 12-1 |
| 12.2. | Photos of Radiated Emission Test..... | 12-2 |

TEST REPORT CERTIFICATION

Applicant : Razer Inc.
Manufacturer : Razer Inc.
EUT Description : Notebook
FCC ID : RWO-RZ090168IN
(A) Model No. : RZ09-0184
(B) Power Supply : DC 20V
(C) Test Voltage : DC 20V From Adapter Input AC 120V/60Hz

Tested for comply with:
FCC CFR47 Part 15 Subpart E: 2014

Test procedure used:
ANSI C63.10: 2013
KDB789033D01

The device described above is tested by AUDIX TECHNOLOGY (SHENZHEN) CO., LTD. to confirm comply with all the FCC Part 15 Subpart E requirements. The test results are contained in this test report and AUDIX TECHNOLOGY (SHENZHEN) CO., LTD. is assumed full responsibility for the accuracy and completeness of these tests. Also, this report shows that the Equipment Under Test (EUT) is to be technically compliant with the FCC and IC requirements. This report contains data that are not covered by the NVLAP accreditation.

This Report is made under FCC Part 2.1075. No modifications were required during testing to bring this product into compliance.

This report applies to above tested sample only. This report shall not be reproduced in part without written approval of AUDIX TECHNOLOGY (SHENZHEN) CO., LTD.

The report must not be used by the client to claim product certification, approval, or endorsement by NVLAP, NIST, or any agency of the federal government.

Date of Test : Jan.14~30, 2016 Report of date: Mar.11, 2016

Prepared by : Kayli He Reviewed by : Sunny Lu
Kayli He / Assistant Sunny Lu / Assistant Manager



Approved & Authorized Signer : David Jin
David Jin / Manager

1. SUMMARY OF STANDARDS AND RESULTS

1.1. Description of Standards and Results

The EUT have been tested according to the applicable standards as referenced below.

| EMISSION | | |
|-------------------------------|------------------------|---------|
| Description of Test Item | Standard | Results |
| Power Line Conducted Emission | FCC Part 15: 15.207 | PASS |
| Radiated Emission | FCC Part 15: 15.209 | PASS |
| Band Edge Compliance | FCC Part 15: 15.407 | PASS |
| 6dB&26Bandwidth Test | FCC Part 15: 15.407(a) | PASS |
| Output Power Test | FCC Part 15: 15.407(a) | PASS |
| Power Spectral Density Test | FCC Part 15: 15.407(a) | PASS |
| Frequency Stability | FCC Part 15: 15.407(g) | PASS |
| Antenna requirement | FCC Part 15: 15.203 | PASS |

N/A is an abbreviation for Not Applicable.

2. GENERAL INFORMATION

2.1. Description of Device (EUT)

| | |
|-----------------------|--|
| Product Name | : Notebook |
| Model Number | : RZ09-0184 |
| FCC ID | : RWO-RZ090168IN |
| Radio | : IEEE802.11 a/b/g/n/ac; Bluetooth V3.0+EDR; Bluetooth V4.1 |
| Operation Frequency | : IEEE 802.11a: 5180MHz—5240MHz; 5260MHz—5320MHz 5500MHz—5700MHz; 5745MHz—5825MHz IEEE 802.11ac VHT20: 5180MHz—5240MHz; 5260MHz—5320MHz 5500MHz—5700MHz; 5745MHz—5825MHz IEEE 802.11ac VHT40: 5190MHz—5230MHz; 5270MHz—5310MHz 5510MHz—5670MHz; 5755MHz—5795MHz IEEE 802.11ac VHT80: 5210MHz, 5290MHz; 5530MHz; 5775MHz IEEE 802.11b: 2412MHz—2462MHz IEEE 802.11g: 2412MHz—2462MHz IEEE802.11nHT20: 2412MHz—2462MHz; 5180MHz—5240MHz; 5260MHz—5320MHz 5500MHz—5700MHz; 5745MHz—5825MHz IEEE802.11nHT40: 2422MHz—2452MHz; 5190MHz—5230MHz; 5270MHz—5310MHz 5510MHz—5670MHz; 5755MHz—5795MHz Bluetooth : 2402-2480MHz |
| Modulation Technology | : IEEE 802.11b: DSSS(CCK,DBPSK) IEEE 802.11a/g: OFDM(64QAM, 16QAM, QPSK, BPSK) IEEE 802.11ac VHT20, VHT40, VHT80: OFDM(16QAM, 64QAM, 256QAM, QPSK, BPSK) IEEE 802.11n HT20, HT40: OFDM (64QAM, 16QAM,QPSK,BPSK) Bluetooth V3.0+EDR: GFSK, $\pi/4$ DQPSK,8-DPSK Bluetooth V4.1:GFSK |
| Antenna Assembly Gain | : Antenna Type: PIFA Bluetooth: 2.7dBi WIFI 2.4GHz:ANT 1: 2.8dBi; ANT 2: 2.7dBi WIFI 5GHz:ANT 1: 4.3dBi; ANT 2: 4.1dBi |

Applicant : Razer Inc.
9 Pasteur, Suite 100 Irvine, California 92618, United States

Manufacturer : Razer Inc.
9 Pasteur, Suite 100 Irvine, California 92618, United States

Factory : BYD Precision Manufacture Co., Ltd
No.3001, Baohe Road, Baolong Industrial, Longgang,
Shenzhen, 518116, P.R., China

Power Adapter#1 : Manufacturer: Razer Inc. M/N: RC30-016803
DC Cable: Shielded, Undetachable, 2.0m
Remark: This power adapter is the test adapter.

Power Adapter#2 : Manufacturer: Razer Inc. M/N: RC30-0168
DC Cable: Shielded, Undetachable, 2.0m

Date of Test : Jan.14~30, 2016

Date of Receipt : Jan.10, 2016

2.2. Test Information

A special test software was used to control EUT work in Continuous TX mode (nearly 100% duty cycle), and select test channel, wireless mode and data rate.

| Tested mode, channel, and data rate information | | | |
|---|----------------------------|---------------|-----------------|
| Mode | data rate (Mbps)(see Note) | Channel | Frequency (MHz) |
| IEEE 802.11a | 6 | Low :CH36 | 5180 |
| | 6 | Middle: CH40 | 5200 |
| | 6 | High: CH48 | 5240 |
| | 6 | Low :CH52 | 5260 |
| | 6 | Middle: CH60 | 5300 |
| | 6 | High: CH64 | 5320 |
| | 6 | Low :CH100 | 5500 |
| | 6 | Middle: CH120 | 5600 |
| | 6 | High: CH140 | 5700 |
| | 6 | Low :CH149 | 5745 |
| | 6 | Middle: CH157 | 5785 |
| | 6 | High: CH165 | 5825 |
| IEEE 802.11nHT20 | MCS0 | Low :CH36 | 5180 |
| | MCS0 | Middle: CH40 | 5200 |
| | MCS0 | High: CH48 | 5240 |
| | MCS0 | Low :CH52 | 5260 |
| | MCS0 | Middle: CH60 | 5300 |
| | MCS0 | High: CH64 | 5320 |
| | MCS0 | Low :CH100 | 5500 |
| | MCS0 | Middle: CH120 | 5600 |
| | MCS0 | High: CH140 | 5700 |
| | MCS0 | Low :CH149 | 5745 |
| | MCS0 | Middle: CH157 | 5785 |
| | MCS0 | High: CH165 | 5825 |
| IEEE 802.11nHT40 | MCS0 | Low :CH38 | 5190 |
| | MCS0 | High: CH46 | 5230 |
| | MCS0 | Low :CH54 | 5270 |
| | MCS0 | High: CH62 | 5310 |
| | MCS0 | Low :CH102 | 5510 |
| | MCS0 | High: CH134 | 5670 |
| | MCS0 | Low :CH151 | 5755 |
| | MCS0 | High: CH159 | 5795 |

| | | | |
|--------------------|------|---------------|------|
| IEEE 802.11acVHT20 | MCS0 | Low :CH36 | 5180 |
| | MCS0 | Middle: CH40 | 5200 |
| | MCS0 | High: CH48 | 5240 |
| | MCS0 | Low :CH52 | 5260 |
| | MCS0 | Middle: CH60 | 5300 |
| | MCS0 | High: CH64 | 5320 |
| | MCS0 | Low :CH100 | 5500 |
| | MCS0 | Middle: CH120 | 5600 |
| | MCS0 | High: CH140 | 5700 |
| | MCS0 | Low :CH149 | 5745 |
| | MCS0 | Middle: CH157 | 5785 |
| | MCS0 | High: CH165 | 5825 |
| IEEE 802.11acVHT40 | MCS0 | Low :CH38 | 5190 |
| | MCS0 | High: CH46 | 5230 |
| | MCS0 | Low :CH54 | 5270 |
| | MCS0 | High: CH62 | 5310 |
| | MCS0 | Low :CH102 | 5510 |
| | MCS0 | High: CH134 | 5670 |
| | MCS0 | Low :CH151 | 5755 |
| | MCS0 | High: CH159 | 5795 |
| IEEE 802.11acVHT80 | MCS0 | CH42 | 5210 |
| | MCS0 | CH58 | 5290 |
| | MCS0 | CH106 | 5530 |
| | MCS0 | CH155 | 5775 |

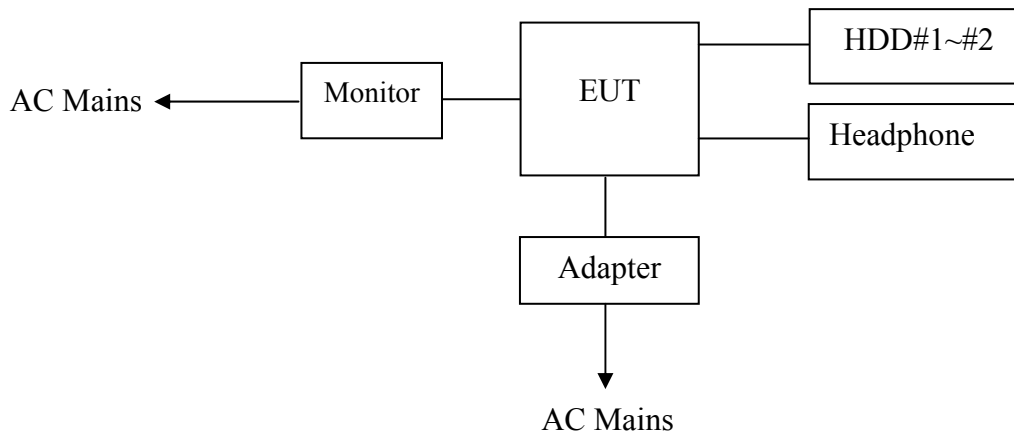
Note: 1. According exploratory test, EUT will have maximum output power in those data rate, so those data rate were used for all test.

Note: 2. 11a use SISO Mode. Use ANT1 which has the worst case emission for the Radiated emission and band edge measurement, 11ac/n use MIMO Mode, test with two antenna transmit simultaneously and comply with KDB662911D01 V02r01.

2.3. Tested Supporting System Details

| No. | Description | ACS No. | Manufacturer | Model | Serial Number |
|-----|-------------|--|--------------|---------------|---------------|
| 1. | HDD#1 | ACS-EMC-HDD38 | WD | WD Elements | WXA1E63CEME4 |
| | | Data Cable: Shielded, Detachable, 1.0m | | | |
| 2. | HDD#2 | ACS-EMC-HDD39 | WD | WD Elements | WX61A8360420 |
| | | Data Cable: Shielded, Detachable, 1.0m | | | |
| 3. | Headphone | ACS-EMC-EP01 | OVANN | OV880V | --- |
| | | Data Cable: Shielded, Undetachable, 2.0m | | | |
| 4. | Monitor | ACS-EMC-LM01R | ViewSonic | VLCDS26064-2W | A210521A0131 |
| | | Power Cord: Unshielded, Detachable, 1.8m | | | |

2.4. Block diagram of connection between the EUT and simulators



(EUT: Notebook)

2.5. Test Facility

Site Description

Name of Firm : Audix Technology (Shenzhen) Co., Ltd.
 No. 6, Ke Feng Rd., 52 Block, Shenzhen
 Science & Industrial Park, Nantou, Shenzhen,
 Guangdong, China

3m Anechoic Chamber : Certificated by FCC, USA
 Registration Number: 90454
 Valid Date: Dec.30, 2017

3m & 10m Anechoic Chamber : Certificated by FCC, USA
 Registration Number: 794232
 Valid Date: Jul.12, 2016

EMC Lab. : Certificated by Industry Canada
 Registration Number: IC 5183A-1
 Valid Date: May.14, 2017

: Certificated by DAkkS, Germany
 Registration No: D-PL-12151-01-00
 Valid Date: Dec.15, 2016

: Accredited by NVLAP, USA
 NVLAP Code: 200372-0
 Valid Date: Mar.31, 2016

2.6. Measurement Uncertainty (95% confidence levels, k=2)

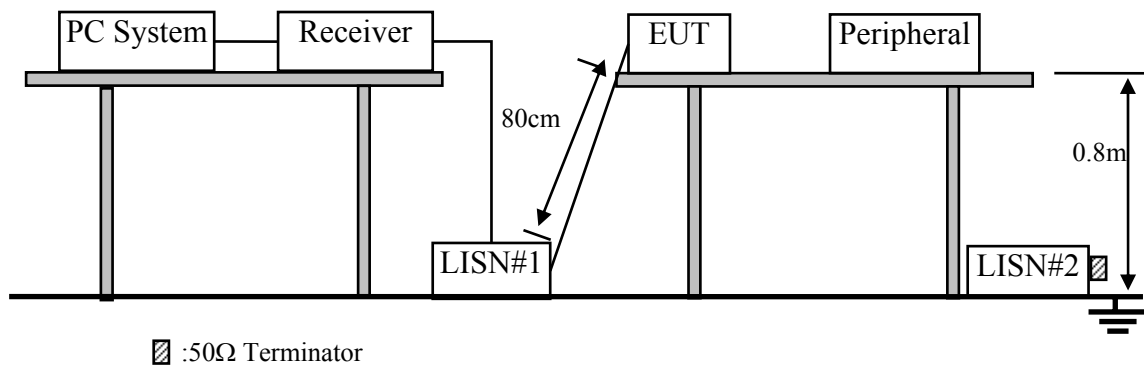
| Test Item | Uncertainty |
|--|-----------------------------------|
| Uncertainty for Conduction emission test in No. 1 Conduction | 3.4dB (150KHz to 30MHz) |
| Uncertainty for Radiation Emission test in 3m chamber | 2.6dB(30~200MHz, Polarization: H) |
| | 2.6dB(30~200MHz, Polarization: V) |
| | 3.0dB(200M~1GHz, Polarization: H) |
| | 2.8dB(200M~1GHz, Polarization: V) |
| Uncertainty for Radiation Emission test in 3m chamber (1GHz-18GHz) | 6.3dB (1~6GHz, Distance: 3m) |
| | 5.7dB (6~18GHz, Distance: 3m) |
| Uncertainty for Radiated Spurious Emission test in RF chamber | 3.6dB |
| Uncertainty for Conduction Spurious emission test | 2.0dB |
| Uncertainty for Output power test | 0.8dB |
| Uncertainty for Bandwidth test | 83 kHz |
| Uncertainty for DC power test | 0.1% |
| Uncertainty for test site temperature and humidity | 0.6°C |
| | 3% |

3. POWER LINE CONDUCTED EMISSION TEST

3.1. Test Equipments

| Item | Equipment | Manufacturer | Model No. | Serial No. | Last Cal. | Cal. Interval |
|------|-------------------|-----------------|-----------|------------|-----------|---------------|
| 1. | 1# Shielding Room | AUDIX | N/A | N/A | Apr.17,15 | 1 Year |
| 2. | Test Receiver | Rohde & Schwarz | ESCI | 100842 | Apr.28,15 | 1 Year |
| 3. | L.I.S.N.#1 | Rohde & Schwarz | ESH2-Z5 | 100429 | Oct.18,15 | 1 Year |
| 4. | L.I.S.N.#2 | Kyoritsu | K NW-403D | 8-1750-2 | Apr.28,15 | 1 Year |
| 5. | Terminator | Hubersuhner | 50Ω | No.1 | Apr.28,15 | 1 Year |
| 6. | Terminator | Hubersuhner | 50Ω | No.2 | Apr.28,15 | 1 Year |
| 7. | RF Cable | MIYAZAKI | 3D-2W | No.1 | Apr.28,15 | 1Year |
| 8. | Coaxial Switch | Anritsu | MP59B | 6200766906 | Apr.28,15 | 1 Year |
| 9. | Pulse Limiter | Rohde & Schwarz | ESH3-Z2 | 101838 | Oct.17,15 | 1 Year |
| 10. | Test Software | AUDIX | E3 | 6.100913a | N/A | N/A |

3.2. Block Diagram of Test Setup



3.3. Power Line Conducted Emission Test Limits

| Frequency | Maximum RF Line Voltage | |
|-----------------|----------------------------|-------------------------|
| | Quasi-Peak Level dB(μV) | Average Level dB(μV) |
| 150kHz ~ 500kHz | 66 ~ 56* | 56 ~ 46* |
| 500kHz ~ 5MHz | 56 | 46 |
| 5MHz ~ 30MHz | 60 | 50 |

Notes: 1. * Decreasing linearly with logarithm of frequency.

2. The lower limit shall apply at the transition frequencies.

3.4. Configuration of EUT on Test

The following equipment are installed on Power Line Conducted Emission Test to meet the commission requirement and operating regulations in a manner which tends to maximize its emission characteristics in a normal application.

3.4.1. Notebook (EUT)

Model Number : RZ09-0184
Serial Number : N/A

3.4.2. Support Equipment: As Tested Supporting System Details, in Section 2.2.

3.5. Operating Condition of EUT

3.5.1. Setup the EUT and simulator as shown as Section 3.2.

3.5.2. Turn on the power of all equipments.

3.5.3. PC run test software to control EUT work in Tx mode.

3.6. Test Procedure

The EUT was placed on a non-metallic table, 80cm above the ground plane. The EUT Power Via PC connected to the power mains through a line impedance stabilization network (L.I.S.N. 1#). This provides a 50 ohm coupling impedance for the EUT (Please refer the block diagram of the test setup and photographs). The AC line are checked to find out the maximum conducted emission. In order to find the maximum emission levels, the relative positions of equipment and all of the interface cables shall be changed according to ANSI C63.10: 2013 on Conducted Emission Test.

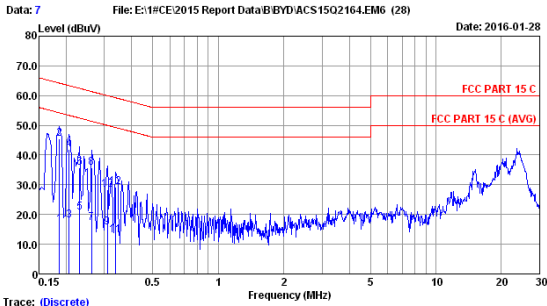
The bandwidth of test receiver (R & S ESCI) is set at 9kHz.

The frequency range from 150kHz to 30MHz is checked.

3.7. Power Line Conducted Emission Test Results

PASS. (All emissions not reported below are too low against the prescribed limits.)

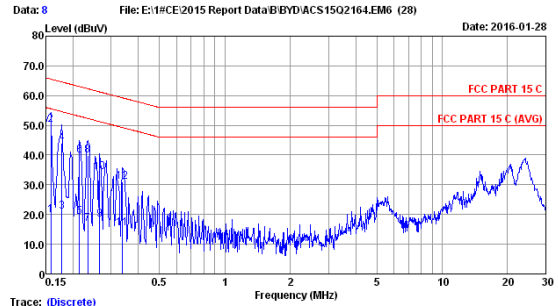
5180-5240MHz Band:



Trace: (Discrete) File: E:\1#CE\2015 Report Data\B\BYD\ACS1502164.EM6 (28) Date: 2016-01-28
 Site no :1# Conduction Data No :7
 Dis./Lism :2015 ESH2-25 LINE
 Limit :FCC PART 15 C
 Env./Ins. :25.5°C/56% Engineer :Alvis-Wu
 EUT :Notebook M/N: R209-0184
 Power Rating :DC 20V From Adapter Input AC 120V/60Hz
 Test Mode :TX Mode

| No | Freq (MHz) | LISM Factor (dB) | Cable Loss (dB) | Reading (dBuV) | Emission Level (dBuV) | Limits (dBuV) | Margin (dB) | Remark |
|----|------------|------------------|-----------------|----------------|-----------------------|---------------|-------------|---------|
| 1 | 0.186 | 0.12 | 0.05 | 16.50 | 16.67 | 54.20 | 37.53 | Average |
| 2 | 0.186 | 0.12 | 0.05 | 45.42 | 45.59 | 64.20 | 18.61 | QP |
| 3 | 0.206 | 0.12 | 0.05 | 17.90 | 18.07 | 53.36 | 35.29 | Average |
| 4 | 0.206 | 0.12 | 0.05 | 41.62 | 41.79 | 63.36 | 21.57 | QP |
| 5 | 0.230 | 0.12 | 0.05 | 20.40 | 20.57 | 52.44 | 31.87 | Average |
| 6 | 0.230 | 0.12 | 0.05 | 35.59 | 35.76 | 62.44 | 26.68 | QP |
| 7 | 0.262 | 0.12 | 0.05 | 16.81 | 16.98 | 51.38 | 34.40 | Average |
| 8 | 0.262 | 0.12 | 0.05 | 35.42 | 35.59 | 61.38 | 25.79 | QP |
| 9 | 0.310 | 0.13 | 0.05 | 15.40 | 15.58 | 49.97 | 34.39 | Average |
| 10 | 0.310 | 0.13 | 0.05 | 28.23 | 28.41 | 59.97 | 31.56 | QP |
| 11 | 0.337 | 0.13 | 0.06 | 12.90 | 13.09 | 49.27 | 36.18 | Average |
| 12 | 0.337 | 0.13 | 0.06 | 28.96 | 29.15 | 59.27 | 30.12 | QP |

Remarks: 1.Emission Level=LISM Factor+Cable Loss+Reading.
 2.If the average limit is met when using a quasi-peak detector, the EUT shall be deemed to meet both limits and measurement with average detector is unnecessary.

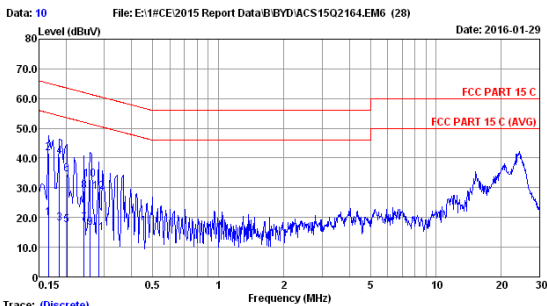


Trace: (Discrete) File: E:\1#CE\2015 Report Data\B\BYD\ACS1502164.EM6 (28) Date: 2016-01-28
 Site no :1# Conduction Data No :8
 Dis./Lism :2015 ESH2-25 NEUTRAL
 Limit :FCC PART 15 C
 Env./Ins. :25.5°C/56% Engineer :Alvis-Wu
 EUT :Notebook M/N: R209-0184
 Power Rating :DC 20V From Adapter Input AC 120V/60Hz
 Test Mode :TX Mode

| No | Freq (MHz) | LISM Factor (dB) | Cable Loss (dB) | Reading (dBuV) | Emission Level (dBuV) | Limits (dBuV) | Margin (dB) | Remark |
|----|------------|------------------|-----------------|----------------|-----------------------|---------------|-------------|---------|
| 1 | 0.158 | 0.12 | 0.05 | 19.60 | 19.77 | 55.56 | 35.79 | Average |
| 2 | 0.158 | 0.12 | 0.05 | 50.12 | 50.29 | 65.56 | 15.27 | QP |
| 3 | 0.178 | 0.12 | 0.05 | 20.70 | 20.87 | 54.59 | 33.72 | Average |
| 4 | 0.178 | 0.12 | 0.05 | 43.88 | 44.05 | 64.59 | 20.54 | QP |
| 5 | 0.214 | 0.12 | 0.05 | 18.90 | 19.07 | 53.05 | 33.98 | Average |
| 6 | 0.214 | 0.12 | 0.05 | 39.68 | 39.85 | 63.05 | 23.20 | QP |
| 7 | 0.234 | 0.13 | 0.05 | 16.70 | 16.88 | 52.30 | 35.42 | Average |
| 8 | 0.234 | 0.13 | 0.05 | 39.75 | 39.93 | 62.30 | 22.37 | QP |
| 9 | 0.266 | 0.13 | 0.05 | 18.10 | 18.28 | 51.25 | 32.97 | Average |
| 10 | 0.266 | 0.13 | 0.05 | 34.19 | 34.37 | 61.25 | 26.88 | QP |
| 11 | 0.337 | 0.13 | 0.06 | 15.30 | 15.49 | 49.27 | 33.78 | Average |
| 12 | 0.337 | 0.13 | 0.06 | 30.66 | 30.85 | 59.27 | 28.42 | QP |

Remarks: 1.Emission Level=LISM Factor+Cable Loss+Reading.
 2.If the average limit is met when using a quasi-peak detector, the EUT shall be deemed to meet both limits and measurement with average detector is unnecessary.

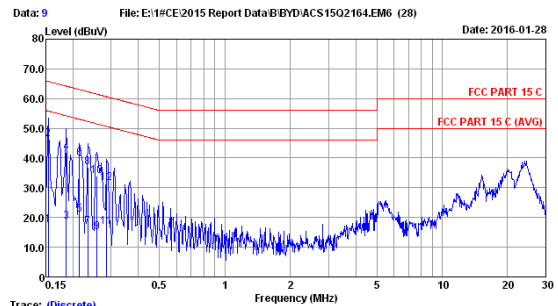
5260-5320MHz Band:



Trace: (Discrete) File: E:\1#CE\2015 Report Data\B\BYD\ACS1502164.EM6 (28) Date: 2016-01-29
 Site no :1# Conduction Data No :10
 Dis./Lism :2015 ESH2-25 LINE
 Limit :FCC PART 15 C
 Env./Ins. :25.5°C/56% Engineer :Alvis-Wu
 EUT :Notebook M/N: R209-0184
 Power Rating :DC 20V From Adapter Input AC 120V/60Hz
 Test Mode :TX Mode

| No | Freq (MHz) | LISM Factor (dB) | Cable Loss (dB) | Reading (dBuV) | Emission Level (dBuV) | Limits (dBuV) | Margin (dB) | Remark |
|----|------------|------------------|-----------------|----------------|-----------------------|---------------|-------------|---------|
| 1 | 0.166 | 0.12 | 0.05 | 19.50 | 19.67 | 55.16 | 35.49 | Average |
| 2 | 0.166 | 0.12 | 0.05 | 41.39 | 41.56 | 65.16 | 23.60 | QP |
| 3 | 0.186 | 0.12 | 0.05 | 17.80 | 17.97 | 54.20 | 36.23 | Average |
| 4 | 0.186 | 0.12 | 0.05 | 40.14 | 40.31 | 64.20 | 23.89 | QP |
| 5 | 0.202 | 0.12 | 0.05 | 17.10 | 17.27 | 53.54 | 36.27 | Average |
| 6 | 0.202 | 0.12 | 0.05 | 34.26 | 34.43 | 63.54 | 29.11 | QP |
| 7 | 0.242 | 0.12 | 0.05 | 17.90 | 18.07 | 52.04 | 33.97 | Average |
| 8 | 0.242 | 0.12 | 0.05 | 28.64 | 28.81 | 62.04 | 33.23 | QP |
| 9 | 0.258 | 0.12 | 0.05 | 16.50 | 16.67 | 51.51 | 34.84 | Average |
| 10 | 0.258 | 0.12 | 0.05 | 32.62 | 32.79 | 61.51 | 28.72 | QP |
| 11 | 0.282 | 0.13 | 0.05 | 14.60 | 14.78 | 50.76 | 35.98 | Average |
| 12 | 0.282 | 0.13 | 0.05 | 28.41 | 28.59 | 60.76 | 32.17 | QP |

Remarks: 1.Emission Level=LISM Factor+Cable Loss+Reading.
 2.If the average limit is met when using a quasi-peak detector, the EUT shall be deemed to meet both limits and measurement with average detector is unnecessary.

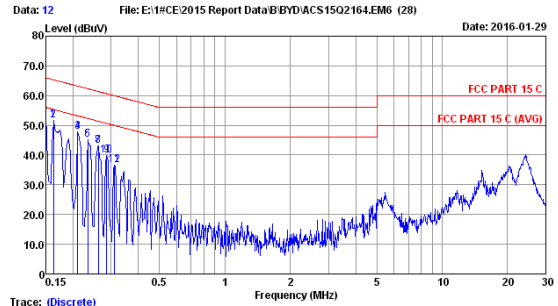
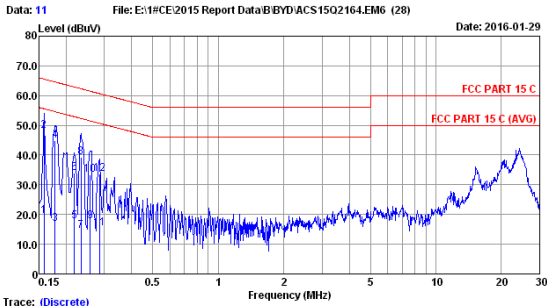


Trace: (Discrete) File: E:\1#CE\2015 Report Data\B\BYD\ACS1502164.EM6 (28) Date: 2016-01-28
 Site no :1# Conduction Data No :9
 Dis./Lism :2015 ESH2-25 NEUTRAL
 Limit :FCC PART 15 C
 Env./Ins. :25.5°C/56% Engineer :Alvis-Wu
 EUT :Notebook M/N: R209-0184
 Power Rating :DC 20V From Adapter Input AC 120V/60Hz
 Test Mode :TX Mode

| No | Freq (MHz) | LISM Factor (dB) | Cable Loss (dB) | Reading (dBuV) | Emission Level (dBuV) | Limits (dBuV) | Margin (dB) | Remark |
|----|------------|------------------|-----------------|----------------|-----------------------|---------------|-------------|---------|
| 1 | 0.154 | 0.12 | 0.05 | 17.20 | 17.37 | 55.78 | 38.41 | Average |
| 2 | 0.154 | 0.12 | 0.05 | 46.14 | 46.31 | 65.78 | 19.47 | QP |
| 3 | 0.186 | 0.12 | 0.05 | 18.40 | 18.57 | 54.20 | 35.63 | Average |
| 4 | 0.186 | 0.12 | 0.05 | 41.72 | 41.89 | 64.20 | 22.31 | QP |
| 5 | 0.214 | 0.12 | 0.05 | 20.90 | 21.07 | 53.05 | 31.98 | Average |
| 6 | 0.214 | 0.12 | 0.05 | 39.63 | 39.80 | 63.05 | 23.25 | QP |
| 7 | 0.234 | 0.13 | 0.05 | 16.70 | 16.88 | 52.30 | 35.42 | Average |
| 8 | 0.234 | 0.13 | 0.05 | 36.84 | 37.02 | 62.30 | 25.28 | QP |
| 9 | 0.258 | 0.13 | 0.05 | 14.80 | 14.98 | 51.51 | 36.53 | Average |
| 10 | 0.258 | 0.13 | 0.05 | 33.82 | 34.00 | 61.51 | 27.51 | QP |
| 11 | 0.286 | 0.13 | 0.05 | 16.50 | 16.68 | 50.63 | 33.95 | Average |
| 12 | 0.286 | 0.13 | 0.05 | 31.51 | 31.69 | 60.63 | 28.94 | QP |

Remarks: 1.Emission Level=LISM Factor+Cable Loss+Reading.
 2.If the average limit is met when using a quasi-peak detector, the EUT shall be deemed to meet both limits and measurement with average detector is unnecessary.

5500-5700MHz Band:



Trace: (Discrete)
 Site no :1# Conduction Data No :11
 Dis./Lisn :2015 ESH2-25 LINE
 Limit :FCC PART 15 C
 Env./Ins. :25.5°C/56% Engineer :Alvis-Wu
 EUT :Notebook M/N: R209-0184
 Power Rating :DC 20V From Adapter Input AC 120V/60Hz
 Test Mode :TX Mode

Trace: (Discrete)
 Site no :1# Conduction Data No :12
 Dis./Lisn :2015 ESH2-25 NEUTRAL
 Limit :FCC PART 15 C
 Env./Ins. :25.5°C/56% Engineer :Alvis-Wu
 EUT :Notebook M/N: R209-0184
 Power Rating :DC 20V From Adapter Input AC 120V/60Hz
 Test Mode :TX Mode

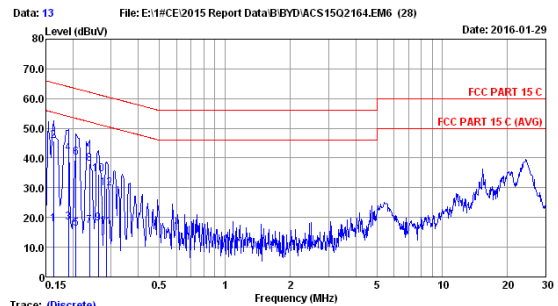
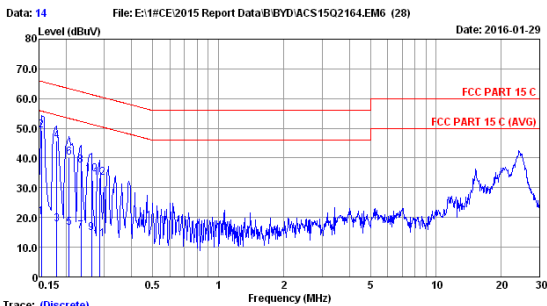
| No | Freq (MHz) | LISN Factor (dB) | Cable Loss (dB) | Reading (dBuV) | Emission Level (dBuV) | Limits (dBuV) | Margin (dB) | Remark |
|----|------------|------------------|-----------------|----------------|-----------------------|---------------|-------------|---------|
| 1 | 0.158 | 0.12 | 0.05 | 19.20 | 19.37 | 55.56 | 36.19 | Average |
| 2 | 0.158 | 0.12 | 0.05 | 48.00 | 48.17 | 65.56 | 17.39 | QP |
| 3 | 0.178 | 0.12 | 0.05 | 16.80 | 16.97 | 54.59 | 37.62 | Average |
| 4 | 0.178 | 0.12 | 0.05 | 44.68 | 44.85 | 64.59 | 19.74 | QP |
| 5 | 0.219 | 0.12 | 0.05 | 17.50 | 17.67 | 52.88 | 35.21 | Average |
| 6 | 0.219 | 0.12 | 0.05 | 33.70 | 33.87 | 62.88 | 29.01 | QP |
| 7 | 0.234 | 0.12 | 0.05 | 14.40 | 14.57 | 52.30 | 37.73 | Average |
| 8 | 0.234 | 0.12 | 0.05 | 39.16 | 39.33 | 62.30 | 22.97 | QP |
| 9 | 0.258 | 0.12 | 0.05 | 17.50 | 17.67 | 51.51 | 33.84 | Average |
| 10 | 0.258 | 0.12 | 0.05 | 33.29 | 33.46 | 61.51 | 28.05 | QP |
| 11 | 0.286 | 0.13 | 0.05 | 15.10 | 15.28 | 50.63 | 35.35 | Average |
| 12 | 0.286 | 0.13 | 0.05 | 33.55 | 33.73 | 60.63 | 26.90 | QP |

| No | Freq (MHz) | LISN Factor (dB) | Cable Loss (dB) | Reading (dBuV) | Emission Level (dBuV) | Limits (dBuV) | Margin (dB) | Remark |
|----|------------|------------------|-----------------|----------------|-----------------------|---------------|-------------|--------|
| 1 | 0.162 | 0.12 | 0.05 | 51.41 | 51.58 | 65.34 | 13.76 | QP |
| 2 | 0.162 | 0.12 | 0.05 | 51.41 | 51.58 | 65.34 | 13.76 | QP |
| 3 | 0.211 | 0.12 | 0.05 | 47.76 | 47.93 | 63.18 | 15.25 | QP |
| 4 | 0.211 | 0.12 | 0.05 | 47.76 | 47.93 | 63.18 | 15.25 | QP |
| 5 | 0.234 | 0.13 | 0.05 | 45.12 | 45.30 | 62.30 | 17.00 | QP |
| 6 | 0.234 | 0.13 | 0.05 | 45.12 | 45.30 | 62.30 | 17.00 | QP |
| 7 | 0.262 | 0.13 | 0.05 | 42.80 | 42.98 | 61.38 | 18.40 | QP |
| 8 | 0.262 | 0.13 | 0.05 | 42.80 | 42.98 | 61.38 | 18.40 | QP |
| 9 | 0.286 | 0.13 | 0.05 | 39.75 | 39.93 | 60.63 | 20.70 | QP |
| 10 | 0.286 | 0.13 | 0.05 | 39.75 | 39.93 | 60.63 | 20.70 | QP |
| 11 | 0.310 | 0.13 | 0.05 | 36.48 | 36.66 | 59.97 | 23.31 | QP |
| 12 | 0.310 | 0.13 | 0.05 | 36.48 | 36.66 | 59.97 | 23.31 | QP |

Remarks: 1.Emission Level=LISN Factor+Cable Loss+Reading.
 2.If the average limit is met when using a quasi-peak detector. the EUT shall be deemed to meet both limits and measurement with average detector is unnecessary.

Remarks: 1.Emission Level=LISN Factor+Cable Loss+Reading.
 2.If the average limit is met when using a quasi-peak detector. the EUT shall be deemed to meet both limits and measurement with average detector is unnecessary.

5745-5825MHz Band:



Trace: (Discrete)
 Site no :1# Conduction Data No :14
 Dis./Lisn :2015 ESH2-25 LINE
 Limit :FCC PART 15 C
 Env./Ins. :25.5°C/56% Engineer :Alvis-Wu
 EUT :Notebook M/N: R209-0184
 Power Rating :DC 20V From Adapter Input AC 120V/60Hz
 Test Mode :TX Mode

Trace: (Discrete)
 Site no :1# Conduction Data No :13
 Dis./Lisn :2015 ESH2-25 NEUTRAL
 Limit :FCC PART 15 C
 Env./Ins. :25.5°C/56% Engineer :Alvis-Wu
 EUT :Notebook M/N: R209-0184
 Power Rating :DC 20V From Adapter Input AC 120V/60Hz
 Test Mode :TX Mode

| No | Freq (MHz) | LISN Factor (dB) | Cable Loss (dB) | Reading (dBuV) | Emission Level (dBuV) | Limits (dBuV) | Margin (dB) | Remark |
|----|------------|------------------|-----------------|----------------|-----------------------|---------------|-------------|---------|
| 1 | 0.154 | 0.12 | 0.05 | 19.90 | 20.07 | 55.78 | 35.71 | Average |
| 2 | 0.154 | 0.12 | 0.05 | 49.11 | 49.28 | 65.78 | 16.50 | QP |
| 3 | 0.182 | 0.12 | 0.05 | 17.40 | 17.57 | 54.42 | 36.95 | Average |
| 4 | 0.182 | 0.12 | 0.05 | 45.53 | 45.70 | 64.42 | 18.72 | QP |
| 5 | 0.206 | 0.12 | 0.05 | 16.40 | 16.57 | 53.36 | 36.79 | Average |
| 6 | 0.206 | 0.12 | 0.05 | 39.96 | 40.13 | 63.36 | 23.23 | QP |
| 7 | 0.234 | 0.12 | 0.05 | 15.10 | 15.27 | 52.30 | 37.03 | Average |
| 8 | 0.234 | 0.12 | 0.05 | 37.23 | 37.40 | 62.30 | 24.90 | QP |
| 9 | 0.262 | 0.12 | 0.05 | 14.61 | 14.78 | 51.38 | 36.60 | Average |
| 10 | 0.262 | 0.12 | 0.05 | 34.33 | 34.50 | 61.38 | 26.88 | QP |
| 11 | 0.286 | 0.13 | 0.05 | 12.50 | 12.68 | 50.63 | 37.95 | Average |
| 12 | 0.286 | 0.13 | 0.05 | 33.19 | 33.37 | 60.63 | 27.26 | QP |

| No | Freq (MHz) | LISN Factor (dB) | Cable Loss (dB) | Reading (dBuV) | Emission Level (dBuV) | Limits (dBuV) | Margin (dB) | Remark |
|----|------------|------------------|-----------------|----------------|-----------------------|---------------|-------------|---------|
| 1 | 0.162 | 0.12 | 0.05 | 17.60 | 17.77 | 55.34 | 37.57 | Average |
| 2 | 0.162 | 0.12 | 0.05 | 45.48 | 45.65 | 65.34 | 19.69 | QP |
| 3 | 0.190 | 0.12 | 0.05 | 18.10 | 18.27 | 54.02 | 35.75 | Average |
| 4 | 0.190 | 0.12 | 0.05 | 41.94 | 42.11 | 64.02 | 22.51 | QP |
| 5 | 0.206 | 0.12 | 0.05 | 16.20 | 16.37 | 53.36 | 36.99 | Average |
| 6 | 0.206 | 0.12 | 0.05 | 39.89 | 40.06 | 63.36 | 23.30 | QP |
| 7 | 0.238 | 0.13 | 0.05 | 16.90 | 17.08 | 52.17 | 35.09 | Average |
| 8 | 0.238 | 0.13 | 0.05 | 37.78 | 37.96 | 62.17 | 24.21 | QP |
| 9 | 0.262 | 0.13 | 0.05 | 17.80 | 17.98 | 51.38 | 33.40 | Average |
| 10 | 0.262 | 0.13 | 0.05 | 34.32 | 34.50 | 61.38 | 26.88 | QP |
| 11 | 0.286 | 0.13 | 0.05 | 16.60 | 16.78 | 50.63 | 33.85 | Average |
| 12 | 0.286 | 0.13 | 0.05 | 29.54 | 29.72 | 60.63 | 30.91 | QP |

Remarks: 1.Emission Level=LISN Factor+Cable Loss+Reading.
 2.If the average limit is met when using a quasi-peak detector. the EUT shall be deemed to meet both limits and measurement with average detector is unnecessary.

Remarks: 1.Emission Level=LISN Factor+Cable Loss+Reading.
 2.If the average limit is met when using a quasi-peak detector. the EUT shall be deemed to meet both limits and measurement with average detector is unnecessary.

4. RADIATED EMISSION TEST

4.1. Test Equipment

4.1.1. For frequency range 30 MHz ~1000MHz (In 3m Anechoic Chamber)

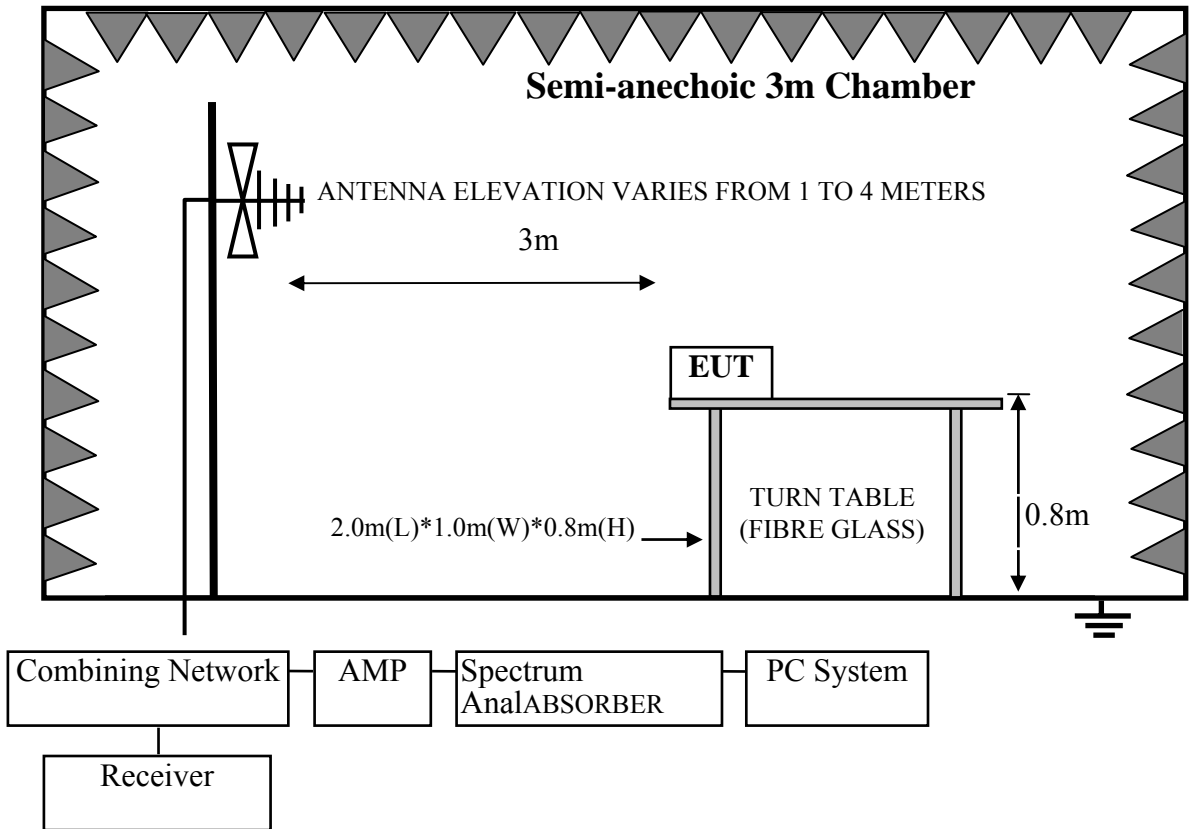
| Item | Equipment | Manufacturer | Model No. | Serial No. | Last Cal. | Cal. Interval |
|------|----------------|-----------------|-----------------|-----------------|-----------|---------------|
| 1. | 3#Chamber | AUDIX | N/A | N/A | Mar.28,15 | 1 Year |
| 2. | EMI Spectrum | Agilent | E4407B | MY41440292 | Apr.28,15 | 1 Year |
| 3. | Test Receiver | Rohde & Schwarz | ESVS10 | 834468/011 | Apr.28,15 | 1 Year |
| 4. | Amplifier | HP | 8447D | 2648A04738 | Apr.28,15 | 1 Year |
| 5. | Bilog Antenna | TESEQ | CBL6112D | 35375 | Jun.30,15 | 1 Year |
| 6. | RF Cable | MIYAZAKI | CFD400-NW(3.5M) | No.3 | Apr.28,15 | 1 Year |
| 7. | RF Cable | MIYAZAKI | CFD400-LW(22M) | No.7 | Apr.28,15 | 1 Year |
| 8. | Coaxial Switch | Anritsu | MP59B | 6201397222 | Apr.28,15 | 1 Year |
| 9. | Test Software | AUDIX | E3 | 6.2009-5-21a(n) | N/A | N/A |

4.1.2. For frequency range 1GHz~40GHz (In 3m Anechoic Chamber)

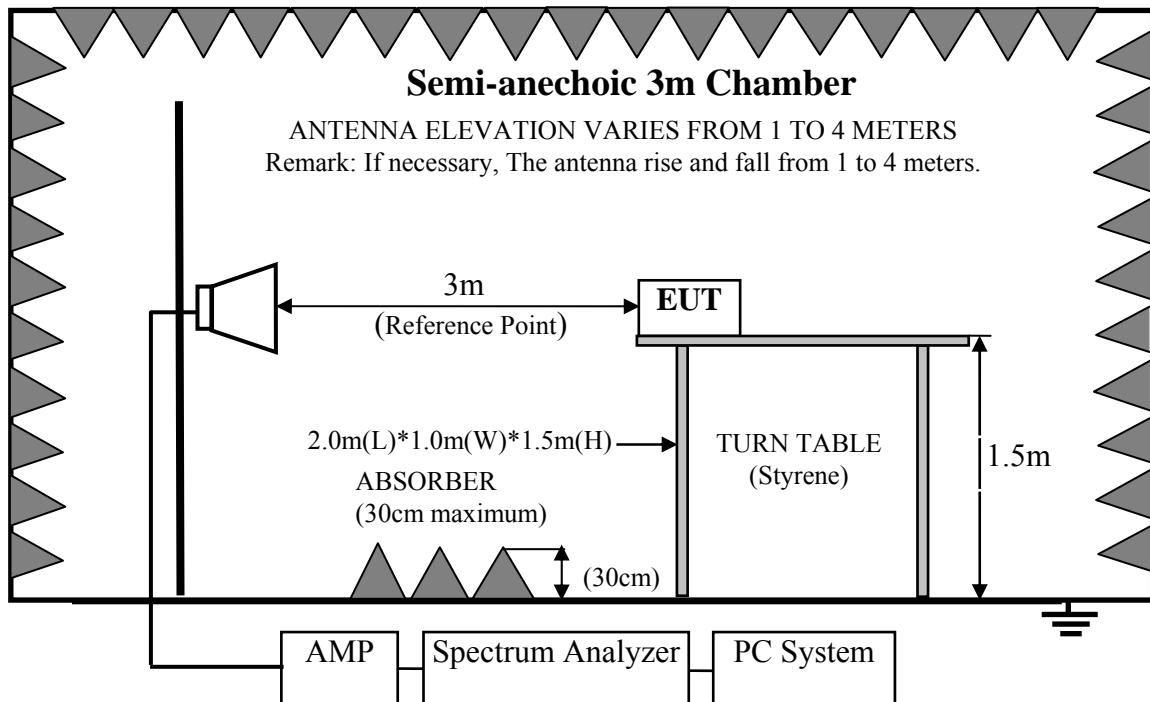
| Item | Equipment | Manufacturer | Model No. | Serial No. | Last Cal. | Cal. Interval |
|------|-------------------|--------------|-------------|-----------------|-----------|---------------|
| 1. | Spectrum Analyzer | Agilent | E4446A | US44300459 | Apr.28,15 | 1 Year |
| 2. | Horn Antenna | ETS | 3115 | 9510-4877 | Oct.15,15 | 1 Year |
| 3. | Amplifier | Agilent | 8449B | 3008A02495 | Apr.28,15 | 1 Year |
| 4. | RF Cable | Hubersuhner | SUCOFLEX106 | 77977/6 | Apr.28,15 | 1 Year |
| 5. | Horn Antenna | ETS | 3116 | 00060088 | Nov.18.15 | 1 Year |
| 6. | Test Software | AUDIX | E3 | 6.2009-5-21a(n) | N/A | N/A |

4.2. Block Diagram of Test Setup

For frequency range 30MHz-1000MHz



For frequency range 1GHz-25GHz



4.3. Radiated Emission Limit

For transmitters operating in the 5.15-5.25 GHz; 5.25-5.35GHz; 5.47-5.725GHz, 5.725-5.850GHz band: all emissions outside of those band shall not exceed an EIRP of -27 dBm/MHz. Unwanted emissions below 1 GHz and those emissions appearing within 15.205 restricted frequency bands must comply with the general field strength limits set forth in Section 15.209

4.3.1. 15.209 limits

| FREQUENCY MHz | DISTANCE Meters | FIELD STRENGTHS LIMIT | |
|------------------|--------------------|---|----------|
| | | μV/m | dB(μV)/m |
| 30 ~ 88 | 3 | 100 | 40.0 |
| 88 ~ 216 | 3 | 150 | 43.5 |
| 216 ~ 960 | 3 | 200 | 46.0 |
| 960 ~ 1000 | 3 | 500 | 54.0 |
| Above 1000 | 3 | 74.0 dB(μV)/m (Peak) 54.0 dB(μV)/m (Average) | |

Remarks : (1) Emission level dBμV = 20 log Emission level μV/m

(2) The smaller limit shall apply at the cross point between two frequency bands.

(3) Distance is the distance in meters between the measuring instrument, antenna and the closest point of any part of the device or system.

4.3.2. 15.205 Restricted bands of operation

| MHz | MHz | MHz | GHz |
|---------------------|-----------------------|-----------------|------------------|
| 0.090 - 0.110 | 16.42 - 16.423 | 399.9 - 410 | 4.5 - 5.15 |
| 0.495 - 0.505 | 16.69475 - 16.69525 | 608 - 614 | 5.35 - 5.46 |
| 2.1735 - 2.1905 | 16.80425 - 16.80475 | 960 - 1240 | 7.25 - 7.75 |
| 4.125 - 4.128 | 25.5 - 25.67 | 1300 - 1427 | 8.025 - 8.5 |
| 4.17725 - 4.17775 | 37.5 - 38.25 | 1435 - 1626.5 | 9.0 - 9.2 |
| 4.20725 - 4.20775 | 73 - 74.6 | 1645.5 - 1646.5 | 9.3 - 9.5 |
| 6.215 - 6.218 | 74.8 - 75.2 | 1660 - 1710 | 10.6 - 12.7 |
| 6.26775 - 6.26825 | 108 - 121.94 | 1718.8 - 1722.2 | 13.25 - 13.4 |
| 6.31175 - 6.31225 | 123 - 138 | 2200 - 2300 | 14.47 - 14.5 |
| 8.291 - 8.294 | 149.9 - 150.05 | 2310 - 2390 | 15.35 - 16.2 |
| 8.362 - 8.366 | 156.52475 - 156.52525 | 2483.5 - 2500 | 17.7 - 21.4 |
| 8.37625 - 8.38675 | 156.7 - 156.9 | 2690 - 2900 | 22.01 - 23.12 |
| 8.41425 - 8.41475 | 162.0125 - 167.17 | 3260 - 3267 | 23.6 - 24.0 |
| 12.29 - 12.293 | 167.72 - 173.2 | 3332 - 3339 | 31.2 - 31.8 |
| 12.51975 - 12.52025 | 240 - 285 | 3345.8 - 3358 | 36.43 - 36.5 |
| 12.57675 - 12.57725 | 322 - 335.4 | 3600 - 4400 | (²) |

4.4. EUT Configuration on Test

The following equipment are installed on Power Line Conducted Emission Test to meet the commission requirement and operating regulations in a manner which tends to maximize its emission characteristics in a normal application.

4.4.1. Notebook (EUT)

Model Number : RZ09-0184

Serial Number : N/A

4.4.2. Support Equipment: As Tested Supporting System Details, in Section 2.2.

4.5. Operating Condition of EUT

- 4.5.1. Setup the EUT and simulator as shown as Section 4.2.
- 4.5.2. Turn on the power of all equipments.
- 4.5.3. Let EUT work in Tx mode.

4.6. Test Procedure

EUT and its simulators are placed on a turn table, which is 0.8 meter high above ground for frequency 30MHz~1000MHz, 1.5 meter high above ground for frequency above 1GHz and put the absorbing with 2.4m(L)*2.4m(W)*0.3m(H) on the ground . The turn table can rotate 360 degrees to determine the position of the maximum emission level. Power on the EUT and let it working in test mode, then test it. EUT is set 3 meters away from the receiving antenna, which is mounted on a antenna tower. The antenna can be moved up and down between 1 meter and 4 meters to find out the maximum emission level. Broadband antenna (calibrated bilog antenna) is used as receiving antenna for frequency 30MHz~1000MHz, and the Horn antenna is used as receiving antenna for frequency above 1GHz. Both horizontal and vertical polarization of the antenna is set on Test. In order to find the maximum emission levels, all of the interface cables must be manipulated according to ANSI C63.10-2013 on radiated emission Test.

For emissions below 1GHz and those emissions appearing within 15.205 restricted frequency bands use below procedure:

The bandwidth of the EMI test receiver (R&S ESVS10) is set at 120kHz for frequency range from 30MHz to 1000 MHz.

The bandwidth of the Spectrum's VBW is set at 1MHz and RBW is set at 1MHz for peak emissions measurement above 1GHz and 1MHz RBW, 10Hz VBW for average emissions measure above 1GHz

For the emissions above 1GHz and not appearing within 15.205 restricted frequency bands use below procedure:

- (1). The maximum emission at 3m distance was measured and recorded with receive antenna in both vertical and horizontal by rotating the turntable and by lowering the receive antenna.
- (2). The EUT was then removed and replaced with a substitution antenna in the same position and the substitution antenna must have the same polarization with the receive antenna.
- (3). A signal which have the same frequency obtained in step 2 was fed to the substitution, the receive antenna was raised and lowered to obtain a maximum reading at the test receiver, the level of the signal generator was adjusted until the measured field strength level in step 2 was obtained, recorded the level of the signal generator.
- (4). Repeated step 4 with both antenna polarizations
- (5). The spurious emissions is equal to the power supplied by the signal generator and corrections due to the gain of the substitution antenna and the cable loss between the signal generator and the substitution antenna. or use procedure (6).
- (6). Per KDB789033 clause H 2)d). if the test distance is 3m, the $EIRP(dBm) = E(dBuV/m) - 95.2$
Get the result of all unwanted emission outside the restricted band is less than the -27dBm/MHz.

We had checked frequency range that is 30MHz to 10th harmonic (40GHz) and no any emissions were found from 18GHz to 40GHz, so the radiated emission from 18GHz to 40GHz were not record.

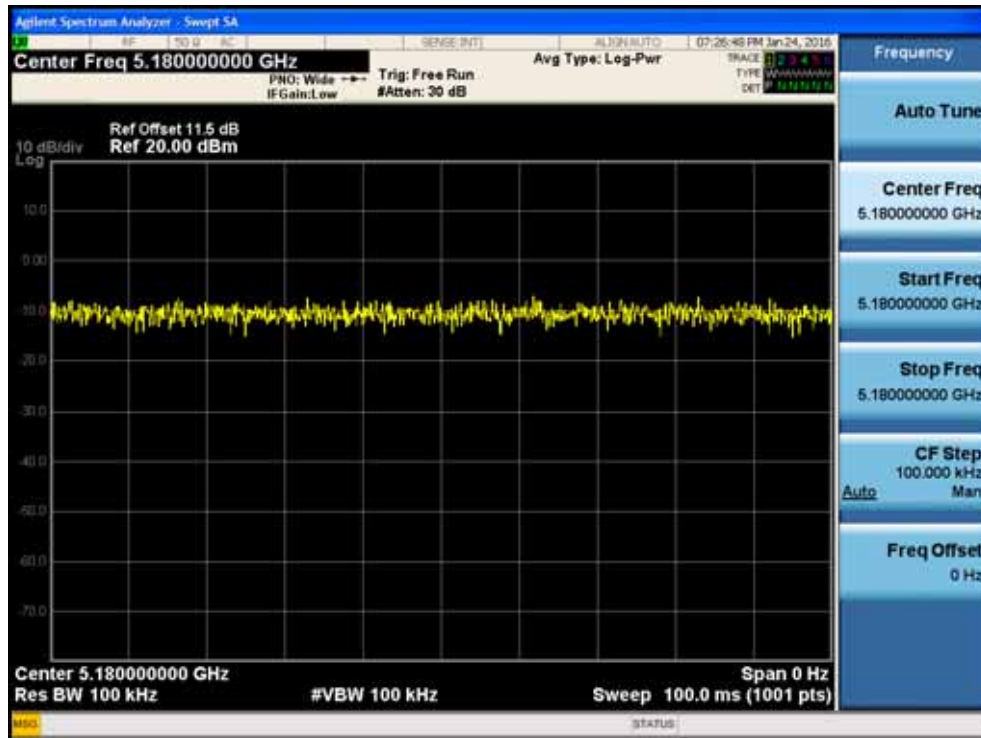
4.7. Radiated Emission Test Results

PASS.

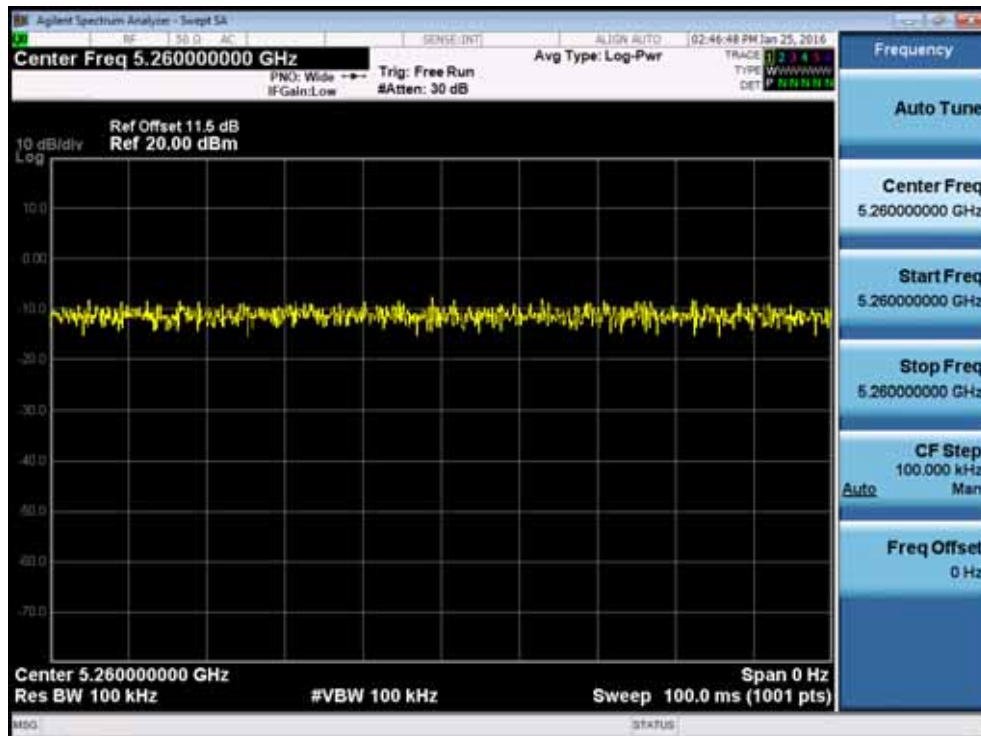
All the emissions from 30MHz to 1 GHz were comply with 15.209 limits.
All other emission comply with 15.407 (b)(1) requirements.

Duty cycle

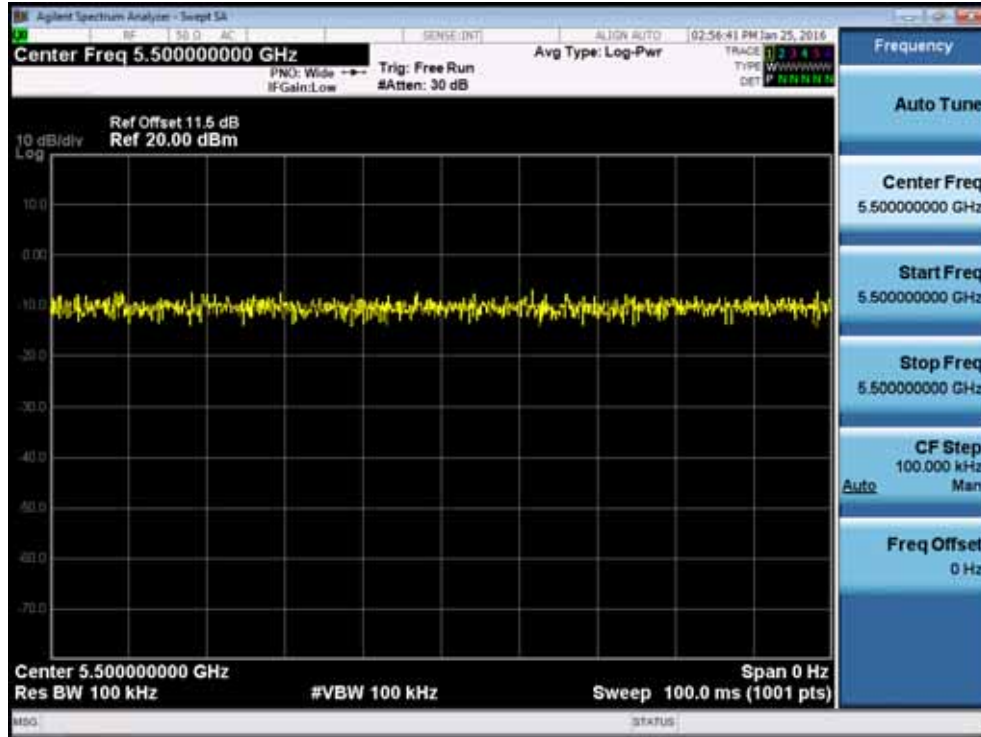
5180-5240MHz Band:



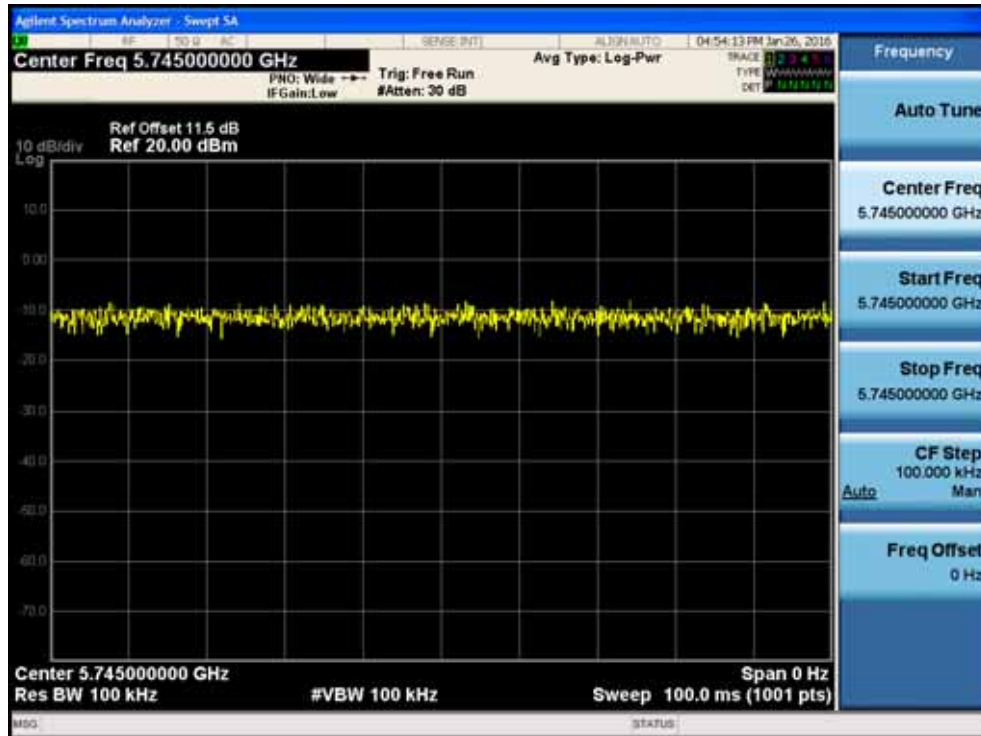
5260-5320MHz Band:



5500-5700MHz Band:

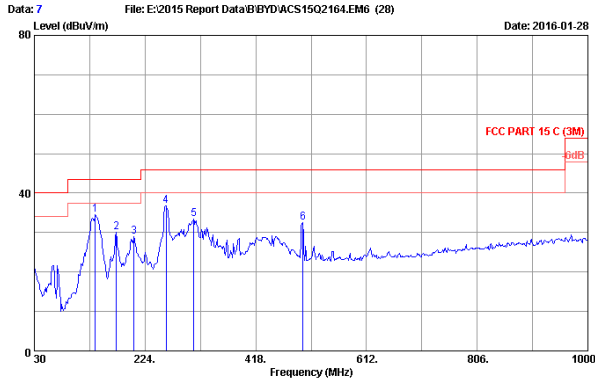


5745-5825MHz Band:



Note: The Duty Cycle is close to 100%.

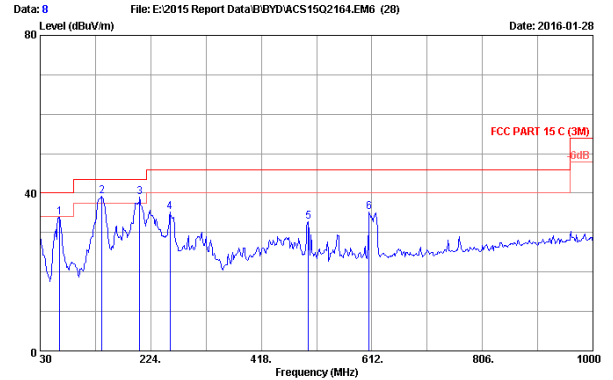
**5180-5240MHz Band:
Frequency: 30MHz~1GHz**



Site no. : 3m Chamber Data no. : 7
 Dis. / Ant. : 3m 2015 CBL6112D 35375 Ant. pol. : HORIZONTAL
 Limit : FCC PART 15 C (3M)
 Env. / Ins. : 22.1°C/50% Engineer : Brown
 EUT : Notebook M/N: RZ09-0184
 Power Rating : DC 20V From Adapter Input AC 120V/60Hz
 Test Mode : TX Mode

| No. | Freq. (MHz) | Ant. Factor (dB/m) | Cable Loss (dB) | Reading (dBuV) | Emission Level (dBuV/m) | Limits (dBuV/m) | Margin (dB) | Remark |
|-----|-------------|--------------------|-----------------|----------------|-------------------------|-----------------|-------------|--------|
| 1 | 136.700 | 12.43 | 1.27 | 20.75 | 34.45 | 43.50 | 9.05 | QP |
| 2 | 173.560 | 10.20 | 1.40 | 18.59 | 30.19 | 43.50 | 13.31 | QP |
| 3 | 204.600 | 10.90 | 1.51 | 16.48 | 28.89 | 43.50 | 14.61 | QP |
| 4 | 260.860 | 14.34 | 1.73 | 20.73 | 36.80 | 46.00 | 9.20 | QP |
| 5 | 309.360 | 14.48 | 1.92 | 16.96 | 33.36 | 46.00 | 12.64 | QP |
| 6 | 500.450 | 18.40 | 2.51 | 11.60 | 32.51 | 46.00 | 13.49 | QP |

Remarks: 1. Emission Level= Antenna Factor + Cable Loss + Reading.
 2. The emission levels that are 20dB below the official limit are not reported.

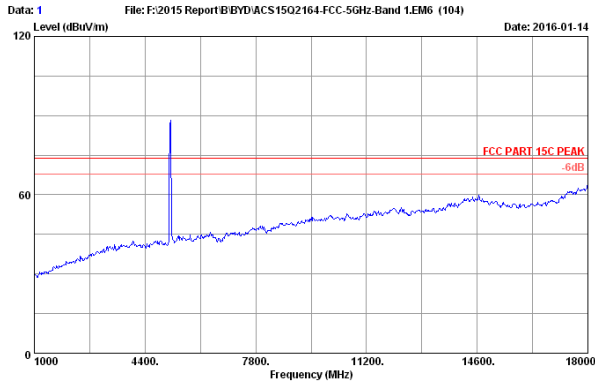


Site no. : 3m Chamber Data no. : 8
 Dis. / Ant. : 3m 2015 CBL6112D 35375 Ant. pol. : VERTICAL
 Limit : FCC PART 15 C (3M)
 Env. / Ins. : 22.1°C/50% Engineer : Brown
 EUT : Notebook M/N: RZ09-0184
 Power Rating : DC 20V From Adapter Input AC 120V/60Hz
 Test Mode : TX Mode

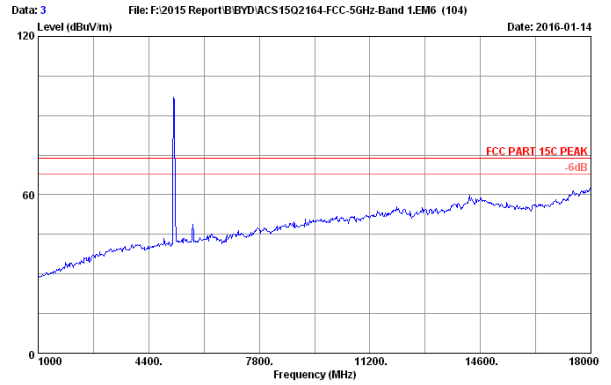
| No. | Freq. (MHz) | Ant. Factor (dB/m) | Cable Loss (dB) | Reading (dBuV) | Emission Level (dBuV/m) | Limits (dBuV/m) | Margin (dB) | Remark |
|-----|-------------|--------------------|-----------------|----------------|-------------------------|-----------------|-------------|--------|
| 1 | 63.950 | 6.80 | 0.89 | 26.17 | 33.86 | 40.00 | 6.14 | QP |
| 2 | 138.640 | 12.24 | 1.27 | 25.62 | 39.13 | 43.50 | 4.37 | QP |
| 3 | 204.600 | 10.90 | 1.51 | 26.51 | 38.92 | 43.50 | 4.58 | QP |
| 4 | 257.950 | 14.09 | 1.73 | 19.36 | 35.18 | 46.00 | 10.82 | QP |
| 5 | 500.450 | 18.40 | 2.51 | 11.92 | 32.83 | 46.00 | 13.17 | QP |
| 6 | 607.150 | 19.44 | 2.79 | 12.95 | 35.18 | 46.00 | 10.82 | QP |

Remarks: 1. Emission Level= Antenna Factor + Cable Loss + Reading.
 2. The emission levels that are 20dB below the official limit are not reported.

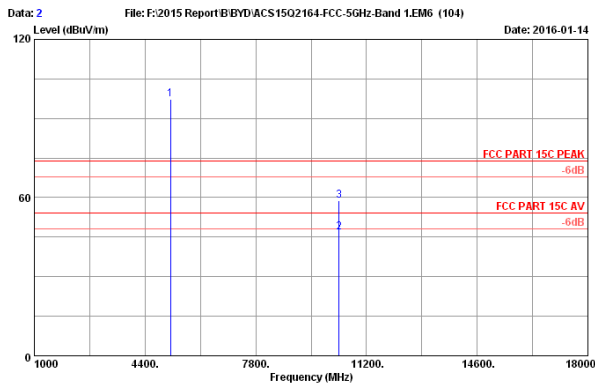
Frequency: 1GHz~18GHz



Site no. : 3m Chamber Data no. : 1
 Dis. / Ant. : 3m 2015 3115-4877 Ant. pol. : HORIZONTAL
 Limit : FCC PART 15C PEAK
 Env. / Ins. : 23.5°C/52.9%
 Engineer : Alice-yang
 EUT : Notebook
 Power rating : DC 20V From Adapter Input AC 120V/60Hz
 Test Mode : IEEE802.11a CH36 5180MHz Tx
 RZ09-0184



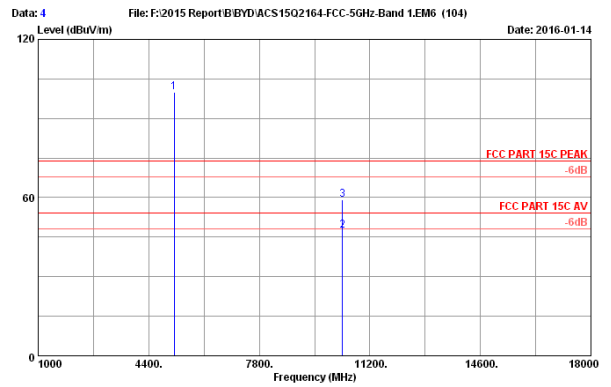
Site no. : 3m Chamber Data no. : 3
 Dis. / Ant. : 3m 2015 3115-4877 Ant. pol. : VERTICAL
 Limit : FCC PART 15C PEAK
 Env. / Ins. : 23.5°C/52.9%
 Engineer : Alice-yang
 EUT : Notebook
 Power rating : DC 20V From Adapter Input AC 120V/60Hz
 Test Mode : IEEE802.11a CH36 5180MHz Tx
 RZ09-0184



Site no. : 3m Chamber Data no. : 2
 Dis. / Ant. : 3m 2015 3115-4877 Ant. pol. : HORIZONTAL
 Limit : FCC PART 15C PEAK
 Env. / Ins. : 23.5°C/52.9%
 Engineer : Alice-yang
 EUT : Notebook
 Power rating : DC 20V From Adapter Input AC 120V/60Hz
 Test Mode : IEEE802.11a CH36 5180MHz Tx
 RZ09-0184

| No. | Freq. (MHz) | Ant. Factor (dB/m) | Cable Loss (dB) | AMP factor (dB) | Reading (dBuV) | Emission Level (dBuV/m) | Limits (dBuV/m) | Margin (dB) | Remark |
|-----|-------------|--------------------|-----------------|-----------------|----------------|-------------------------|-----------------|-------------|---------|
| 1 | 5180.000 | 33.82 | 9.63 | 35.37 | 89.12 | 97.20 | 74.00 | -23.20 | Peak |
| 2 | 10360.000 | 38.33 | 13.71 | 35.61 | 30.30 | 46.73 | 54.00 | 7.27 | Average |
| 3 | 10360.000 | 38.33 | 13.71 | 35.61 | 42.51 | 58.94 | 74.00 | 15.06 | Peak |

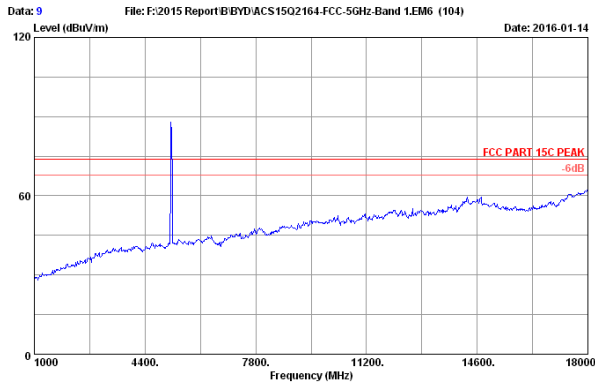
Remarks: 1. Emission Level= Antenna Factor + Cable Loss + Reading - Amp Factor
 2. The emission levels that are 20dB below the official limit are not reported.



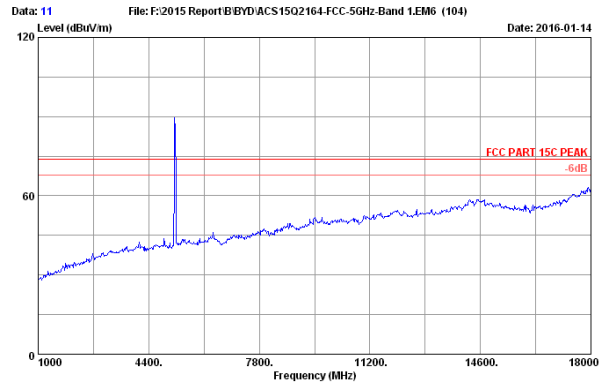
Site no. : 3m Chamber Data no. : 4
 Dis. / Ant. : 3m 2015 3115-4877 Ant. pol. : VERTICAL
 Limit : FCC PART 15C PEAK
 Env. / Ins. : 23.5°C/52.9%
 Engineer : Alice-yang
 EUT : Notebook
 Power rating : DC 20V From Adapter Input AC 120V/60Hz
 Test Mode : IEEE802.11a CH36 5180MHz Tx
 RZ09-0184

| No. | Freq. (MHz) | Ant. Factor (dB/m) | Cable Loss (dB) | AMP factor (dB) | Reading (dBuV) | Emission Level (dBuV/m) | Limits (dBuV/m) | Margin (dB) | Remark |
|-----|-------------|--------------------|-----------------|-----------------|----------------|-------------------------|-----------------|-------------|---------|
| 1 | 5180.000 | 33.82 | 9.63 | 35.37 | 91.78 | 99.86 | 74.00 | -25.86 | Peak |
| 2 | 10360.000 | 38.33 | 13.71 | 35.61 | 30.87 | 47.30 | 54.00 | 6.70 | Average |
| 3 | 10360.000 | 38.33 | 13.71 | 35.61 | 42.90 | 59.33 | 74.00 | 14.67 | Peak |

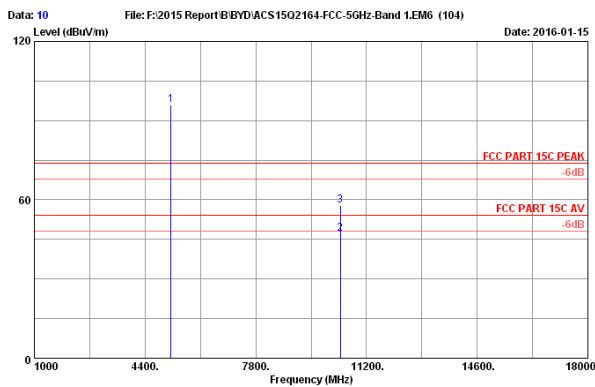
Remarks: 1. Emission Level= Antenna Factor + Cable Loss + Reading - Amp Factor
 2. The emission levels that are 20dB below the official limit are not reported.



Site no. : 3m Chamber Data no. : 9
 Dis. / Ant. : 3m 2015 3115-4877 Ant. pol. : HORIZONTAL
 Limit : FCC PART 15C PEAK
 Env. / Ins. : 23.5°C/52.9%
 Engineer : Alice-yang
 EUT : Notebook
 Power rating : DC 20V From Adapter Input AC 120V/60Hz
 Test Mode : IEEE802.11a CH40 5200MHz Tx
 RZ09-0164



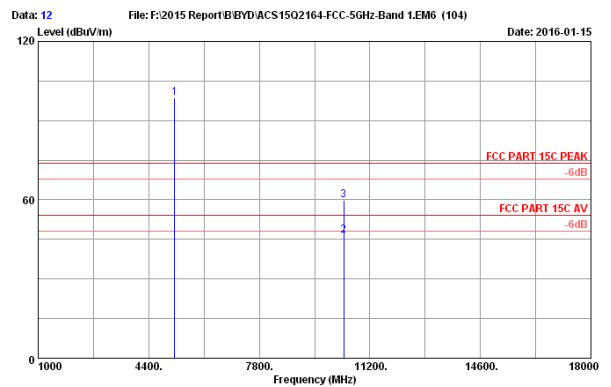
Site no. : 3m Chamber Data no. : 11
 Dis. / Ant. : 3m 2015 3115-4877 Ant. pol. : VERTICAL
 Limit : FCC PART 15C PEAK
 Env. / Ins. : 23.5°C/52.9%
 Engineer : Alice-yang
 EUT : Notebook
 Power rating : DC 20V From Adapter Input AC 120V/60Hz
 Test Mode : IEEE802.11a CH40 5200MHz Tx
 RZ09-0164



Site no. : 3m Chamber Data no. : 10
 Dis. / Ant. : 3m 2015 3115-4877 Ant. pol. : HORIZONTAL
 Limit : FCC PART 15C PEAK
 Env. / Ins. : 23.5°C/52.9%
 Engineer : Alice-yang
 EUT : Notebook
 Power rating : DC 20V From Adapter Input AC 120V/60Hz
 Test Mode : IEEE802.11a CH40 5200MHz Tx
 RZ09-0164

| No. | Freq. (MHz) | Ant. Factor (dB/m) | Cable Loss (dB) | AMP factor (dB) | Reading (dBuV) | Emission Level (dBuV/m) | Limits (dBuV/m) | Margin (dB) | Remark |
|-----|-------------|--------------------|-----------------|-----------------|----------------|-------------------------|-----------------|-------------|---------|
| 1 | 5200.000 | 33.86 | 9.64 | 35.36 | 87.80 | 95.94 | 74.00 | -21.94 | Peak |
| 2 | 10400.000 | 38.32 | 13.74 | 35.60 | 30.53 | 46.99 | 54.00 | 7.01 | Average |
| 3 | 10400.000 | 38.32 | 13.74 | 35.60 | 41.41 | 57.87 | 74.00 | 16.13 | Peak |

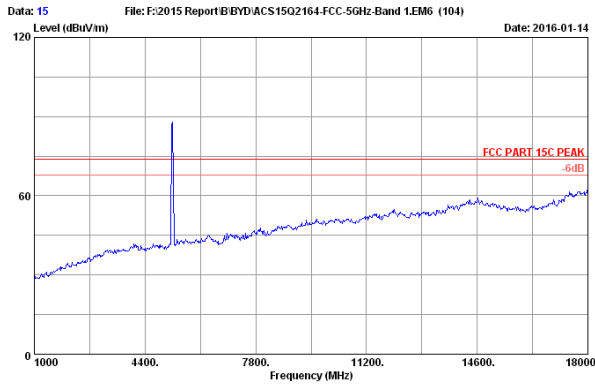
Remarks: 1. Emission Level= Antenna Factor + Cable Loss + Reading - Amp Factor
 2. The emission levels that are 20dB below the official limit are not reported.



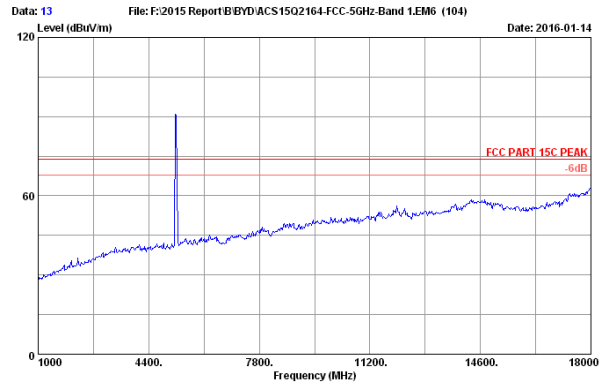
Site no. : 3m Chamber Data no. : 12
 Dis. / Ant. : 3m 2015 3115-4877 Ant. pol. : VERTICAL
 Limit : FCC PART 15C PEAK
 Env. / Ins. : 23.5°C/52.9%
 Engineer : Alice-yang
 EUT : Notebook
 Power rating : DC 20V From Adapter Input AC 120V/60Hz
 Test Mode : IEEE802.11a CH40 5200MHz Tx
 RZ09-0164

| No. | Freq. (MHz) | Ant. Factor (dB/m) | Cable Loss (dB) | AMP factor (dB) | Reading (dBuV) | Emission Level (dBuV/m) | Limits (dBuV/m) | Margin (dB) | Remark |
|-----|-------------|--------------------|-----------------|-----------------|----------------|-------------------------|-----------------|-------------|---------|
| 1 | 5200.000 | 33.86 | 9.64 | 35.36 | 90.60 | 98.74 | 74.00 | -24.74 | Peak |
| 2 | 10400.000 | 38.32 | 13.74 | 35.60 | 30.04 | 46.50 | 54.00 | 7.50 | Average |
| 3 | 10400.000 | 38.32 | 13.74 | 35.60 | 43.26 | 59.72 | 74.00 | 14.28 | Peak |

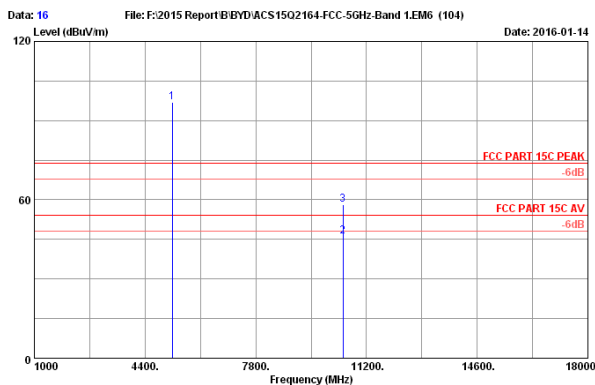
Remarks: 1. Emission Level= Antenna Factor + Cable Loss + Reading - Amp Factor
 2. The emission levels that are 20dB below the official limit are not reported.



Site no. : 3m Chamber Data no. : 15
 Dis. / Ant. : 3m 2015 3115-4877 Ant. pol. : HORIZONTAL
 Limit : FCC PART 15C PEAK
 Env. / Ins. : 23.5°C/52.9%
 Engineer : Alice-yang
 EUT : Notebook
 Power rating : DC 20V From Adapter Input AC 120V/60Hz
 Test Mode : IEEE802.11a CH48 5240MHz Tx
 RZ09-0164



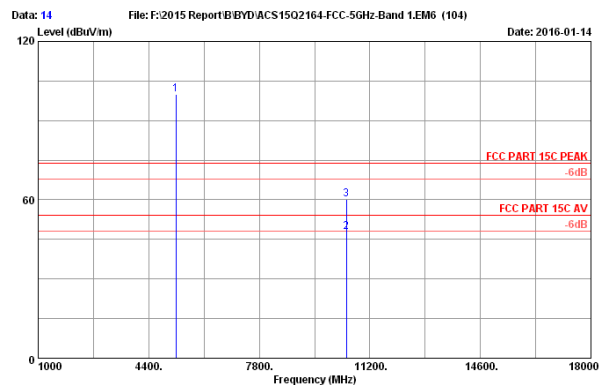
Site no. : 3m Chamber Data no. : 13
 Dis. / Ant. : 3m 2015 3115-4877 Ant. pol. : VERTICAL
 Limit : FCC PART 15C PEAK
 Env. / Ins. : 23.5°C/52.9%
 Engineer : Alice-yang
 EUT : Notebook
 Power rating : DC 20V From Adapter Input AC 120V/60Hz
 Test Mode : IEEE802.11a CH48 5240MHz Tx
 RZ09-0164



Site no. : 3m Chamber Data no. : 16
 Dis. / Ant. : 3m 2015 3115-4877 Ant. pol. : HORIZONTAL
 Limit : FCC PART 15C PEAK
 Env. / Ins. : 23.5°C/52.9%
 Engineer : Alice-yang
 EUT : Notebook
 Power rating : DC 20V From Adapter Input AC 120V/60Hz
 Test Mode : IEEE802.11a CH48 5240MHz Tx
 RZ09-0164

| No. | Freq. (MHz) | Ant. Factor (dB/m) | Cable Loss (dB) | AMP factor (dB) | Reading (dBuV) | Emission Level (dBuV/m) | Limits (dBuV/m) | Margin (dB) | Remark |
|-----|-------------|--------------------|-----------------|-----------------|----------------|-------------------------|-----------------|-------------|---------|
| 1 | 5240.000 | 33.93 | 9.66 | 35.34 | 88.75 | 97.00 | 74.00 | -23.00 | Peak |
| 2 | 10480.000 | 38.30 | 13.81 | 35.58 | 29.52 | 46.05 | 54.00 | 7.95 | Average |
| 3 | 10480.000 | 38.30 | 13.81 | 35.58 | 41.72 | 58.25 | 74.00 | 15.75 | Peak |

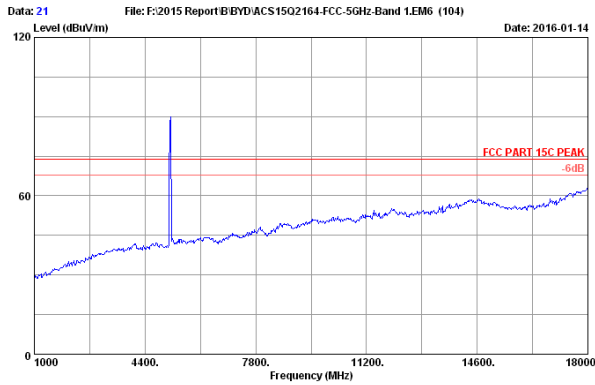
Remarks: 1. Emission Level= Antenna Factor + Cable Loss + Reading - Amp Factor
 2. The emission levels that are 20dB below the official limit are not reported.



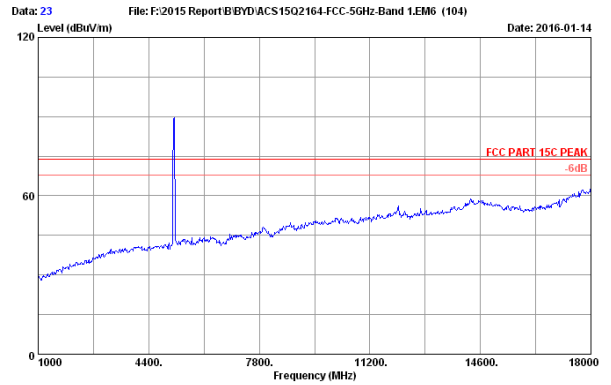
Site no. : 3m Chamber Data no. : 14
 Dis. / Ant. : 3m 2015 3115-4877 Ant. pol. : VERTICAL
 Limit : FCC PART 15C PEAK
 Env. / Ins. : 23.5°C/52.9%
 Engineer : Alice-yang
 EUT : Notebook
 Power rating : DC 20V From Adapter Input AC 120V/60Hz
 Test Mode : IEEE802.11a CH48 5240MHz Tx
 RZ09-0164

| No. | Freq. (MHz) | Ant. Factor (dB/m) | Cable Loss (dB) | AMP factor (dB) | Reading (dBuV) | Emission Level (dBuV/m) | Limits (dBuV/m) | Margin (dB) | Remark |
|-----|-------------|--------------------|-----------------|-----------------|----------------|-------------------------|-----------------|-------------|---------|
| 1 | 5240.000 | 33.93 | 9.66 | 35.34 | 91.74 | 99.99 | 74.00 | -25.99 | Peak |
| 2 | 10480.000 | 38.30 | 13.81 | 35.58 | 31.40 | 47.93 | 54.00 | 6.07 | Average |
| 3 | 10480.000 | 38.30 | 13.81 | 35.58 | 43.69 | 60.22 | 74.00 | 13.78 | Peak |

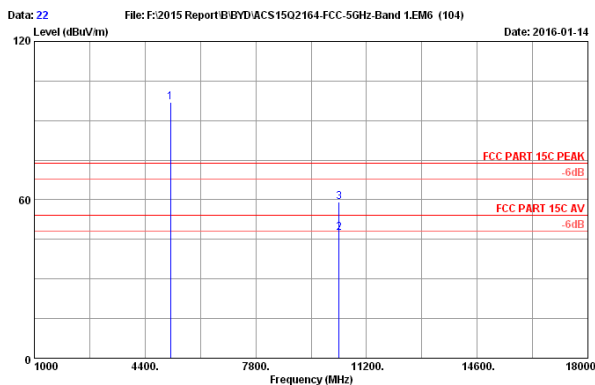
Remarks: 1. Emission Level= Antenna Factor + Cable Loss + Reading - Amp Factor
 2. The emission levels that are 20dB below the official limit are not reported.



Site no. : 3m Chamber Data no. : 21
 Dis. / Ant. : 3m 2015 3115-4877 Ant. pol. : HORIZONTAL
 Limit : FCC PART 15C PEAK
 Env. / Ins. : 23.5°C/52.9%
 Engineer : Alice-yang
 EUT : Notebook
 Power rating : DC 20V From Adapter Input AC 120V/60Hz
 Test Mode : IEEE802.11nHT20 CH36 5180MHz TX
 RZ09-0164



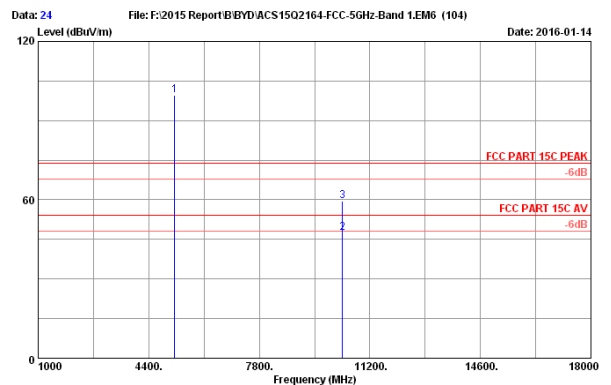
Site no. : 3m Chamber Data no. : 23
 Dis. / Ant. : 3m 2015 3115-4877 Ant. pol. : VERTICAL
 Limit : FCC PART 15C PEAK
 Env. / Ins. : 23.5°C/52.9%
 Engineer : Alice-yang
 EUT : Notebook
 Power rating : DC 20V From Adapter Input AC 120V/60Hz
 Test Mode : IEEE802.11nHT20 CH36 5180MHz TX
 RZ09-0164



Site no. : 3m Chamber Data no. : 22
 Dis. / Ant. : 3m 2015 3115-4877 Ant. pol. : HORIZONTAL
 Limit : FCC PART 15C PEAK
 Env. / Ins. : 23.5°C/52.9%
 Engineer : Alice-yang
 EUT : Notebook
 Power rating : DC 20V From Adapter Input AC 120V/60Hz
 Test Mode : IEEE802.11nHT20 CH36 5180MHz TX
 RZ09-0164

| No. | Freq. (MHz) | Ant. Factor (dB/m) | Cable Loss (dB) | AMP factor (dB) | Reading (dBuV) | Emission Level (dBuV/m) | Limits (dBuV/m) | Margin (dB) | Remark |
|-----|-------------|--------------------|-----------------|-----------------|----------------|-------------------------|-----------------|-------------|---------|
| 1 | 5180.000 | 33.82 | 9.63 | 35.37 | 88.82 | 96.90 | 74.00 | -22.90 | Peak |
| 2 | 10360.000 | 38.33 | 13.71 | 35.61 | 30.89 | 47.32 | 54.00 | 6.68 | Average |
| 3 | 10360.000 | 38.33 | 13.71 | 35.61 | 42.68 | 59.11 | 74.00 | 14.89 | Peak |

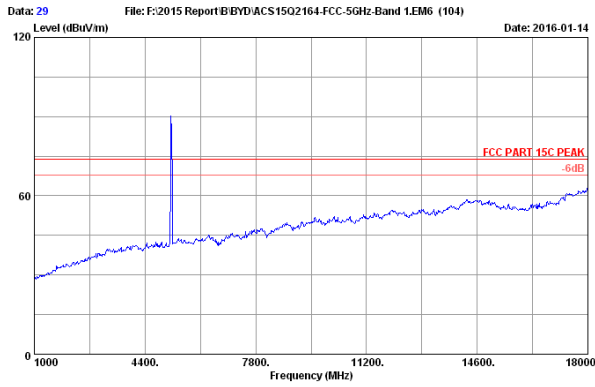
Remarks: 1. Emission Level= Antenna Factor + Cable Loss + Reading - Amp Factor
 2. The emission levels that are 20dB below the official limit are not reported.



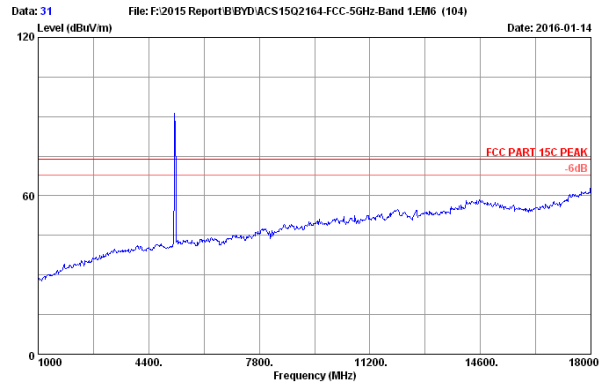
Site no. : 3m Chamber Data no. : 24
 Dis. / Ant. : 3m 2015 3115-4877 Ant. pol. : VERTICAL
 Limit : FCC PART 15C PEAK
 Env. / Ins. : 23.5°C/52.9%
 Engineer : Alice-yang
 EUT : Notebook
 Power rating : DC 20V From Adapter Input AC 120V/60Hz
 Test Mode : IEEE802.11nHT20 CH36 5180MHz TX
 RZ09-0164

| No. | Freq. (MHz) | Ant. Factor (dB/m) | Cable Loss (dB) | AMP factor (dB) | Reading (dBuV) | Emission Level (dBuV/m) | Limits (dBuV/m) | Margin (dB) | Remark |
|-----|-------------|--------------------|-----------------|-----------------|----------------|-------------------------|-----------------|-------------|---------|
| 1 | 5199.000 | 33.86 | 9.64 | 35.36 | 91.41 | 99.55 | 74.00 | -25.55 | Peak |
| 2 | 10360.000 | 38.33 | 13.71 | 35.61 | 31.08 | 47.51 | 54.00 | 6.49 | Average |
| 3 | 10360.000 | 38.33 | 13.71 | 35.61 | 43.15 | 59.58 | 74.00 | 14.42 | Peak |

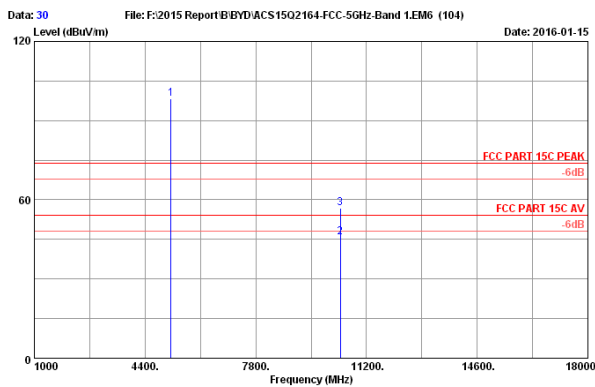
Remarks: 1. Emission Level= Antenna Factor + Cable Loss + Reading - Amp Factor
 2. The emission levels that are 20dB below the official limit are not reported.



Site no. : 3m Chamber Data no. : 29
 Dis. / Ant. : 3m 2015 3115-4877 Ant. pol. : HORIZONTAL
 Limit : FCC PART 15C PEAK
 Env. / Ins. : 23.5°C/52.9%
 Engineer : Alice-yang
 EUT : Notebook
 Power rating : DC 20V From Adapter Input AC 120V/60Hz
 Test Mode : IEEE802.11nHT20 CH40 5200MHz Tx
 RZ09-0164



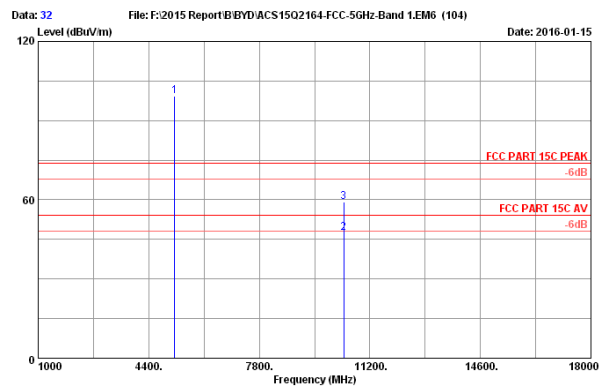
Site no. : 3m Chamber Data no. : 31
 Dis. / Ant. : 3m 2015 3115-4877 Ant. pol. : VERTICAL
 Limit : FCC PART 15C PEAK
 Env. / Ins. : 23.5°C/52.9%
 Engineer : Alice-yang
 EUT : Notebook
 Power rating : DC 20V From Adapter Input AC 120V/60Hz
 Test Mode : IEEE802.11nHT20 CH40 5200MHz Tx
 RZ09-0164



Site no. : 3m Chamber Data no. : 30
 Dis. / Ant. : 3m 2015 3115-4877 Ant. pol. : HORIZONTAL
 Limit : FCC PART 15C PEAK
 Env. / Ins. : 23.5°C/52.9%
 Engineer : Alice-yang
 EUT : Notebook
 Power rating : DC 20V From Adapter Input AC 120V/60Hz
 Test Mode : IEEE802.11nHT20 CH40 5200MHz Tx
 RZ09-0164

| No. | Freq. (MHz) | Ant. Factor (dB/m) | Cable Loss (dB) | AMP factor (dB) | Reading (dBuV) | Emission Level (dBuV/m) | Limits (dBuV/m) | Margin (dB) | Remark |
|-----|-------------|--------------------|-----------------|-----------------|----------------|-------------------------|-----------------|-------------|---------|
| 1 | 5200.000 | 33.86 | 9.64 | 35.36 | 90.18 | 98.32 | 74.00 | -24.32 | Peak |
| 2 | 10400.000 | 38.32 | 13.74 | 35.60 | 29.38 | 45.84 | 54.00 | -8.16 | Average |
| 3 | 10400.000 | 38.32 | 13.74 | 35.60 | 40.34 | 56.80 | 74.00 | 17.20 | Peak |

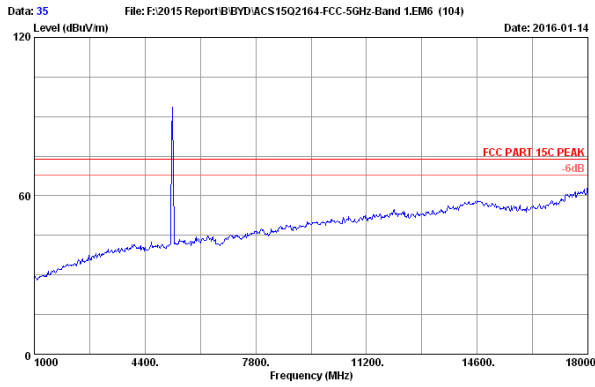
Remarks: 1. Emission Level= Antenna Factor + Cable Loss + Reading - Amp Factor
 2. The emission levels that are 20dB below the official limit are not reported.



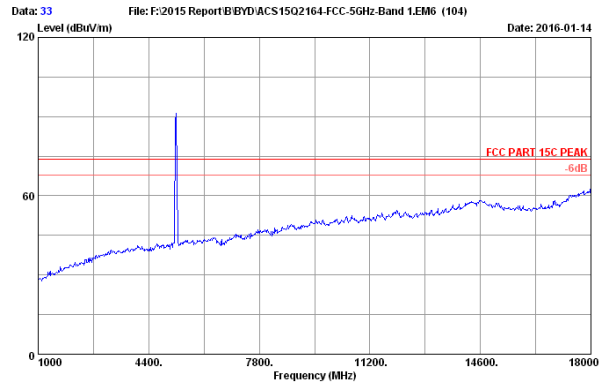
Site no. : 3m Chamber Data no. : 32
 Dis. / Ant. : 3m 2015 3115-4877 Ant. pol. : VERTICAL
 Limit : FCC PART 15C PEAK
 Env. / Ins. : 23.5°C/52.9%
 Engineer : Alice-yang
 EUT : Notebook
 Power rating : DC 20V From Adapter Input AC 120V/60Hz
 Test Mode : IEEE802.11nHT20 CH40 5200MHz Tx
 RZ09-0164

| No. | Freq. (MHz) | Ant. Factor (dB/m) | Cable Loss (dB) | AMP factor (dB) | Reading (dBuV) | Emission Level (dBuV/m) | Limits (dBuV/m) | Margin (dB) | Remark |
|-----|-------------|--------------------|-----------------|-----------------|----------------|-------------------------|-----------------|-------------|---------|
| 1 | 5200.000 | 33.86 | 9.64 | 35.36 | 91.04 | 99.18 | 74.00 | -25.18 | Peak |
| 2 | 10400.000 | 38.32 | 13.74 | 35.60 | 30.95 | 47.41 | 54.00 | -6.59 | Average |
| 3 | 10400.000 | 38.32 | 13.74 | 35.60 | 42.67 | 59.13 | 74.00 | 14.87 | Peak |

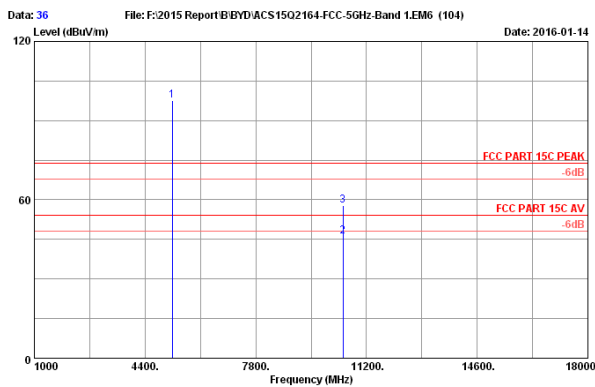
Remarks: 1. Emission Level= Antenna Factor + Cable Loss + Reading - Amp Factor
 2. The emission levels that are 20dB below the official limit are not reported.



Site no. : 3m Chamber Data no. : 35
 Dis. / Ant. : 3m 2015 3115-4877 Ant. pol. : HORIZONTAL
 Limit : FCC PART 15C PEAK
 Env. / Ins. : 23.5°C/52.9%
 Engineer : Alice-yang
 EUT : Notebook
 Power rating : DC 20V From Adapter Input AC 120V/60Hz
 Test Mode : IEEE802.11nHT20 CH48 5240MHz Tx
 RZ09-0164



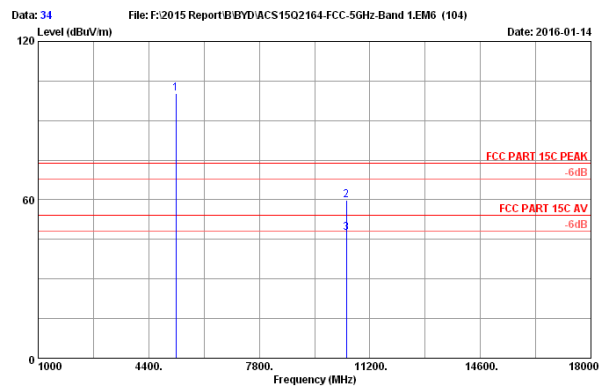
Site no. : 3m Chamber Data no. : 33
 Dis. / Ant. : 3m 2015 3115-4877 Ant. pol. : VERTICAL
 Limit : FCC PART 15C PEAK
 Env. / Ins. : 23.5°C/52.9%
 Engineer : Alice-yang
 EUT : Notebook
 Power rating : DC 20V From Adapter Input AC 120V/60Hz
 Test Mode : IEEE802.11nHT20 CH48 5240MHz Tx
 RZ09-0164



Site no. : 3m Chamber Data no. : 36
 Dis. / Ant. : 3m 2015 3115-4877 Ant. pol. : HORIZONTAL
 Limit : FCC PART 15C PEAK
 Env. / Ins. : 23.5°C/52.9%
 Engineer : Alice-yang
 EUT : Notebook
 Power rating : DC 20V From Adapter Input AC 120V/60Hz
 Test Mode : IEEE802.11nHT20 CH48 5240MHz Tx
 RZ09-0164

| No. | Freq. (MHz) | Ant. Factor (dB/m) | Cable Loss (dB) | AMP factor (dB) | Reading (dBUV) | Emission Level (dBUV/m) | Limits (dBUV/m) | Margin (dB) | Remark |
|-----|-------------|--------------------|-----------------|-----------------|----------------|-------------------------|-----------------|-------------|---------|
| 1 | 5240.000 | 33.93 | 9.66 | 35.34 | 89.31 | 97.56 | 74.00 | -23.56 | Peak |
| 2 | 10480.000 | 38.30 | 13.81 | 35.58 | 29.46 | 45.99 | 54.00 | 8.01 | Average |
| 3 | 10480.000 | 38.30 | 13.81 | 35.58 | 41.37 | 57.90 | 74.00 | 16.10 | Peak |

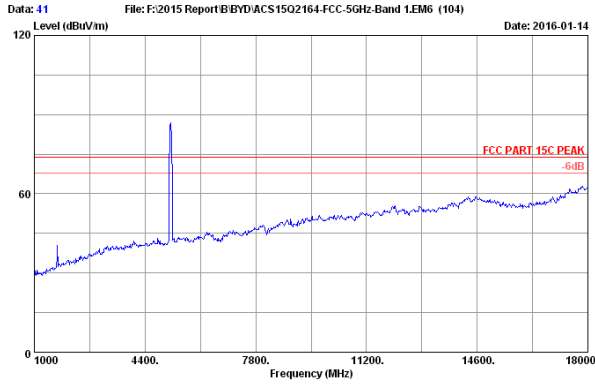
Remarks: 1. Emission Level= Antenna Factor + Cable Loss + Reading - Amp Factor
 2. The emission levels that are 20dB below the official limit are not reported.



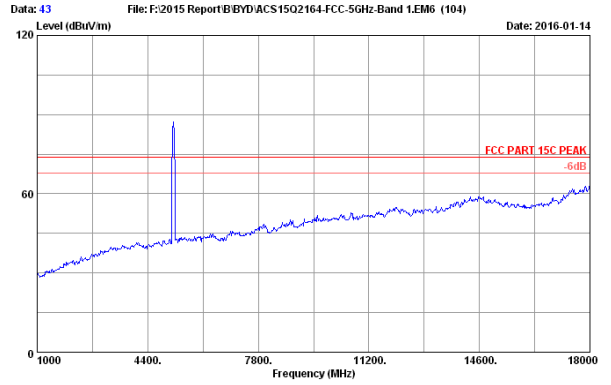
Site no. : 3m Chamber Data no. : 34
 Dis. / Ant. : 3m 2015 3115-4877 Ant. pol. : VERTICAL
 Limit : FCC PART 15C PEAK
 Env. / Ins. : 23.5°C/52.9%
 Engineer : Alice-yang
 EUT : Notebook
 Power rating : DC 20V From Adapter Input AC 120V/60Hz
 Test Mode : IEEE802.11nHT20 CH48 5240MHz Tx
 RZ09-0164

| No. | Freq. (MHz) | Ant. Factor (dB/m) | Cable Loss (dB) | AMP factor (dB) | Reading (dBUV) | Emission Level (dBUV/m) | Limits (dBUV/m) | Margin (dB) | Remark |
|-----|-------------|--------------------|-----------------|-----------------|----------------|-------------------------|-----------------|-------------|--------|
| 1 | 5240.000 | 33.93 | 9.66 | 35.34 | 92.09 | 100.34 | 74.00 | -26.34 | Peak |
| 2 | 10480.000 | 38.30 | 13.81 | 35.58 | 43.45 | 59.98 | 74.00 | 14.02 | Peak |
| 3 | 10480.000 | 38.30 | 13.81 | 35.58 | 30.97 | 47.50 | 74.00 | 26.50 | Peak |

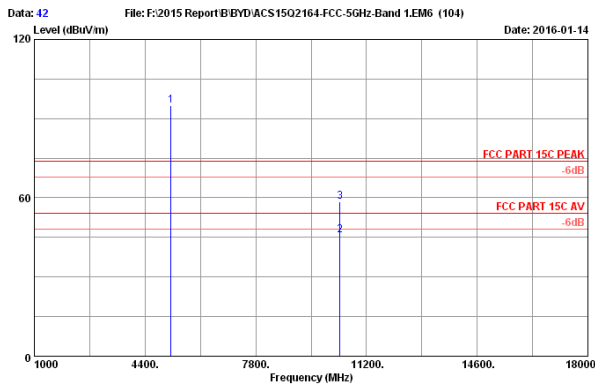
Remarks: 1. Emission Level= Antenna Factor + Cable Loss + Reading - Amp Factor
 2. The emission levels that are 20dB below the official limit are not reported.



Site no. : 3m Chamber Data no. : 41
 Dis. / Ant. : 3m 2015 3115-4877 Ant. pol. : HORIZONTAL
 Limit : FCC PART 15C PEAK
 Env. / Ins. : 23.5°C/52.9%
 Engineer : Alice-yang
 EUT : Notebook
 Power rating : DC 20V From Adapter Input AC 120V/60Hz
 Test Mode : IEEE802.11nHT40 CH38 5190MHz TX
 RZ09-0164



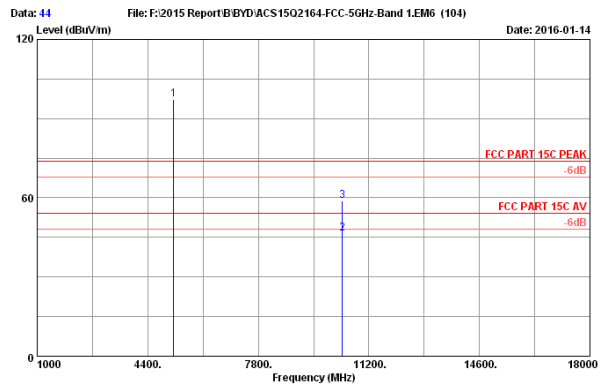
Site no. : 3m Chamber Data no. : 43
 Dis. / Ant. : 3m 2015 3115-4877 Ant. pol. : VERTICAL
 Limit : FCC PART 15C PEAK
 Env. / Ins. : 23.5°C/52.9%
 Engineer : Alice-yang
 EUT : Notebook
 Power rating : DC 20V From Adapter Input AC 120V/60Hz
 Test Mode : IEEE802.11nHT40 CH38 5190MHz TX
 RZ09-0164



Site no. : 3m Chamber Data no. : 42
 Dis. / Ant. : 3m 2015 3115-4877 Ant. pol. : HORIZONTAL
 Limit : FCC PART 15C PEAK
 Env. / Ins. : 23.5°C/52.9%
 Engineer : Alice-yang
 EUT : Notebook
 Power rating : DC 20V From Adapter Input AC 120V/60Hz
 Test Mode : IEEE802.11nHT40 CH38 5190MHz TX
 RZ09-0164

| No. | Freq. (MHz) | Ant. Factor (dB/m) | Cable Loss (dB) | AMP factor (dB) | Reading (dBuV) | Emission Level (dBuV/m) | Limits (dBuV/m) | Margin (dB) | Remark |
|-----|-------------|--------------------|-----------------|-----------------|----------------|-------------------------|-----------------|-------------|---------|
| 1 | 5190.000 | 33.84 | 9.63 | 35.36 | 86.82 | 94.93 | 74.00 | -20.93 | Peak |
| 2 | 10380.000 | 38.32 | 13.73 | 35.61 | 29.40 | 45.84 | 54.00 | 8.16 | Average |
| 3 | 10380.000 | 38.32 | 13.73 | 35.61 | 41.96 | 58.40 | 74.00 | 15.60 | Peak |

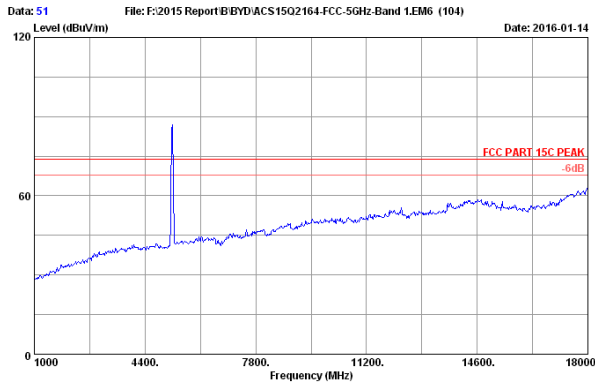
Remarks: 1. Emission Level= Antenna Factor + Cable Loss + Reading - Amp Factor
 2. The emission levels that are 20dB below the official limit are not reported.



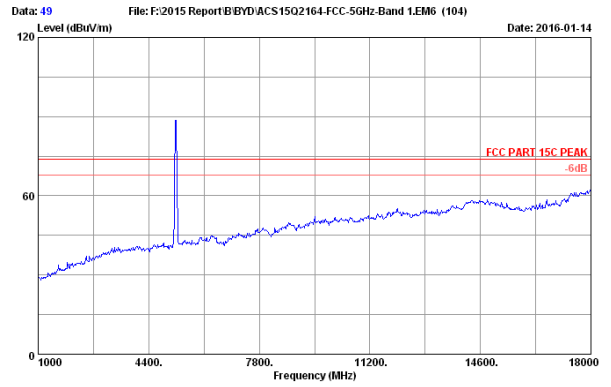
Site no. : 3m Chamber Data no. : 44
 Dis. / Ant. : 3m 2015 3115-4877 Ant. pol. : VERTICAL
 Limit : FCC PART 15C PEAK
 Env. / Ins. : 23.5°C/52.9%
 Engineer : Alice-yang
 EUT : Notebook
 Power rating : DC 20V From Adapter Input AC 120V/60Hz
 Test Mode : IEEE802.11nHT40 CH38 5190MHz TX
 RZ09-0164

| No. | Freq. (MHz) | Ant. Factor (dB/m) | Cable Loss (dB) | AMP factor (dB) | Reading (dBuV) | Emission Level (dBuV/m) | Limits (dBuV/m) | Margin (dB) | Remark |
|-----|-------------|--------------------|-----------------|-----------------|----------------|-------------------------|-----------------|-------------|---------|
| 1 | 5190.000 | 33.84 | 9.63 | 35.36 | 89.15 | 97.26 | 74.00 | -23.26 | Peak |
| 2 | 10380.000 | 38.32 | 13.73 | 35.61 | 30.07 | 46.51 | 54.00 | 7.49 | Average |
| 3 | 10380.000 | 38.32 | 13.73 | 35.61 | 42.53 | 58.97 | 74.00 | 15.03 | Peak |

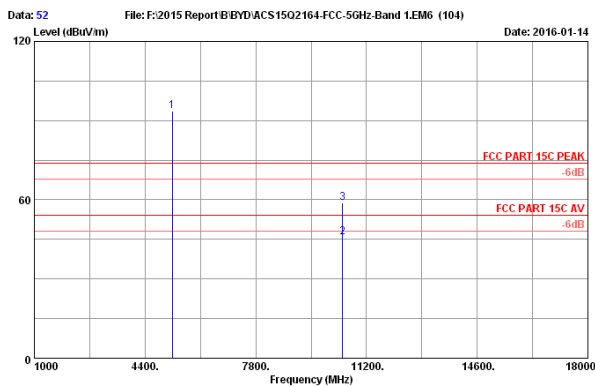
Remarks: 1. Emission Level= Antenna Factor + Cable Loss + Reading - Amp Factor
 2. The emission levels that are 20dB below the official limit are not reported.



Site no. : 3m Chamber Data no. : 51
 Dis. / Ant. : 3m 2015 3115-4877 Ant. pol. : HORIZONTAL
 Limit : FCC PART 15C PEAK
 Env. / Ins. : 23.5°C/52.9%
 Engineer : Alice-yang
 EUT : Notebook
 Power rating : DC 20V From Adapter Input AC 120V/60Hz
 Test Mode : IEEE802.11nHT40 CH46 5230MHz Tx
 RZ09-0164



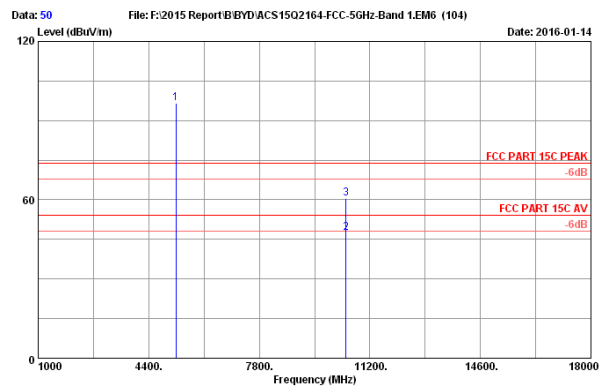
Site no. : 3m Chamber Data no. : 49
 Dis. / Ant. : 3m 2015 3115-4877 Ant. pol. : VERTICAL
 Limit : FCC PART 15C PEAK
 Env. / Ins. : 23.5°C/52.9%
 Engineer : Alice-yang
 EUT : Notebook
 Power rating : DC 20V From Adapter Input AC 120V/60Hz
 Test Mode : IEEE802.11nHT40 CH46 5230MHz Tx
 RZ09-0164



Site no. : 3m Chamber Data no. : 52
 Dis. / Ant. : 3m 2015 3115-4877 Ant. pol. : HORIZONTAL
 Limit : FCC PART 15C PEAK
 Env. / Ins. : 23.5°C/52.9%
 Engineer : Alice-yang
 EUT : Notebook
 Power rating : DC 20V From Adapter Input AC 120V/60Hz
 Test Mode : IEEE802.11nHT40 CH46 5230MHz Tx
 RZ09-0164

| No. | Freq. (MHz) | Ant. Factor (dB/m) | Cable Loss (dB) | AMP factor (dB) | Reading (dBuV) | Emission Level (dBuV/m) | Limits (dBuV/m) | Margin (dB) | Remark |
|-----|-------------|--------------------|-----------------|-----------------|----------------|-------------------------|-----------------|-------------|---------|
| 1 | 5230.000 | 33.91 | 9.65 | 35.35 | 85.49 | 93.70 | 74.00 | -19.70 | Peak |
| 2 | 10460.000 | 38.31 | 13.78 | 35.59 | 29.29 | 45.79 | 54.00 | 8.21 | Average |
| 3 | 10460.000 | 38.31 | 13.78 | 35.59 | 42.47 | 58.97 | 74.00 | 15.03 | Peak |

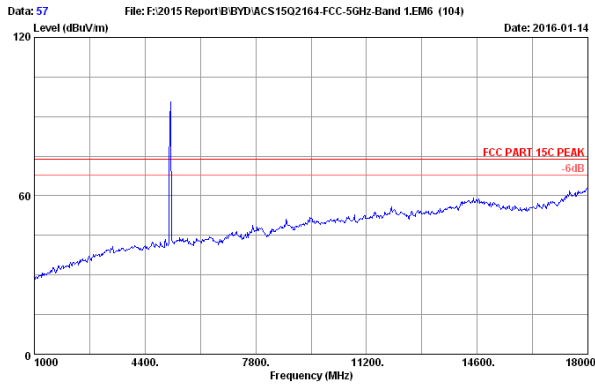
Remarks: 1. Emission Level= Antenna Factor + Cable Loss + Reading - Amp Factor
 2. The emission levels that are 20dB below the official limit are not reported.



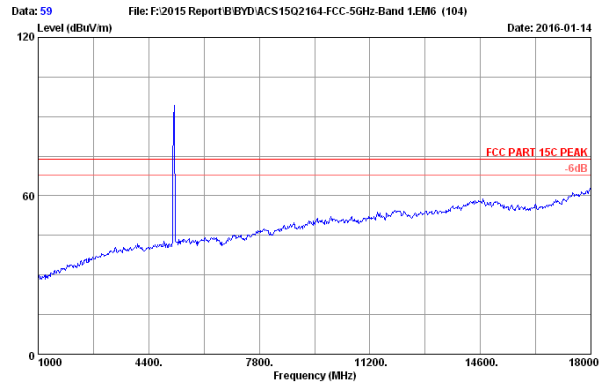
Site no. : 3m Chamber Data no. : 50
 Dis. / Ant. : 3m 2015 3115-4877 Ant. pol. : VERTICAL
 Limit : FCC PART 15C PEAK
 Env. / Ins. : 23.5°C/52.9%
 Engineer : Alice-yang
 EUT : Notebook
 Power rating : DC 20V From Adapter Input AC 120V/60Hz
 Test Mode : IEEE802.11nHT40 CH46 5230MHz Tx
 RZ09-0164

| No. | Freq. (MHz) | Ant. Factor (dB/m) | Cable Loss (dB) | AMP factor (dB) | Reading (dBuV) | Emission Level (dBuV/m) | Limits (dBuV/m) | Margin (dB) | Remark |
|-----|-------------|--------------------|-----------------|-----------------|----------------|-------------------------|-----------------|-------------|---------|
| 1 | 5230.000 | 33.91 | 9.65 | 35.35 | 88.44 | 96.65 | 74.00 | -22.65 | Peak |
| 2 | 10460.000 | 38.31 | 13.78 | 35.59 | 31.08 | 47.58 | 54.00 | 6.42 | Average |
| 3 | 10460.000 | 38.31 | 13.78 | 35.59 | 44.11 | 60.61 | 74.00 | 13.39 | Peak |

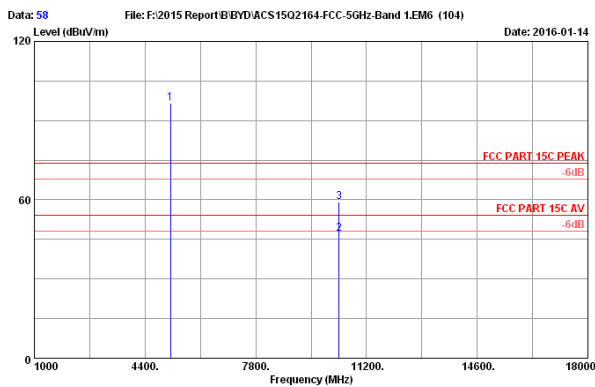
Remarks: 1. Emission Level= Antenna Factor + Cable Loss + Reading - Amp Factor
 2. The emission levels that are 20dB below the official limit are not reported.



Site no. : 3m Chamber Data no. : 57
 Dis. / Ant. : 3m 2015 3115-4877 Ant. pol. : HORIZONTAL
 Limit : FCC PART 15C PEAK
 Env. / Ins. : 23.5°C/52.9%
 Engineer : Alice-yang
 EUT : Notebook
 Power rating : DC 20V From Adapter Input AC 120V/60Hz
 Test Mode : IEEE802.11acVHT20 CH36 5180MHz Tx RZ09-0164



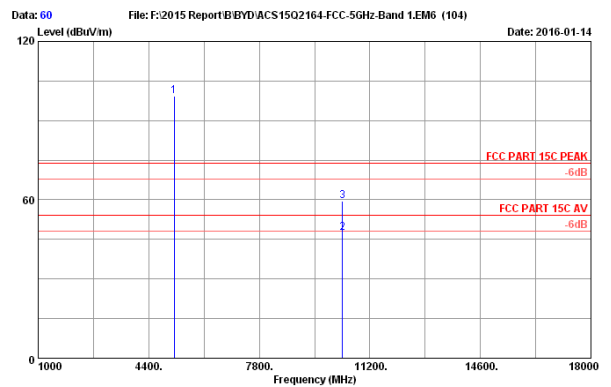
Site no. : 3m Chamber Data no. : 59
 Dis. / Ant. : 3m 2015 3115-4877 Ant. pol. : VERTICAL
 Limit : FCC PART 15C PEAK
 Env. / Ins. : 23.5°C/52.9%
 Engineer : Alice-yang
 EUT : Notebook
 Power rating : DC 20V From Adapter Input AC 120V/60Hz
 Test Mode : IEEE802.11acVHT20 CH36 5180MHz Tx RZ09-0164



Site no. : 3m Chamber Data no. : 58
 Dis. / Ant. : 3m 2015 3115-4877 Ant. pol. : HORIZONTAL
 Limit : FCC PART 15C PEAK
 Env. / Ins. : 23.5°C/52.9%
 Engineer : Alice-yang
 EUT : Notebook
 Power rating : DC 20V From Adapter Input AC 120V/60Hz
 Test Mode : IEEE802.11acVHT20 CH36 5180MHz Tx RZ09-0164

| No. | Freq. (MHz) | Ant. Factor (dB/m) | Cable Loss (dB) | AMP factor (dB) | Reading (dBUV) | Emission Level (dBUV/m) | Limits (dBUV/m) | Margin (dB) | Remark |
|-----|-------------|--------------------|-----------------|-----------------|----------------|-------------------------|-----------------|-------------|---------|
| 1 | 5180.000 | 33.82 | 9.63 | 35.37 | 88.40 | 96.48 | 74.00 | -22.48 | Peak |
| 2 | 10360.000 | 38.33 | 13.71 | 35.61 | 30.54 | 46.97 | 54.00 | 7.03 | Average |
| 3 | 10360.000 | 38.33 | 13.71 | 35.61 | 42.70 | 59.13 | 74.00 | 14.87 | Peak |

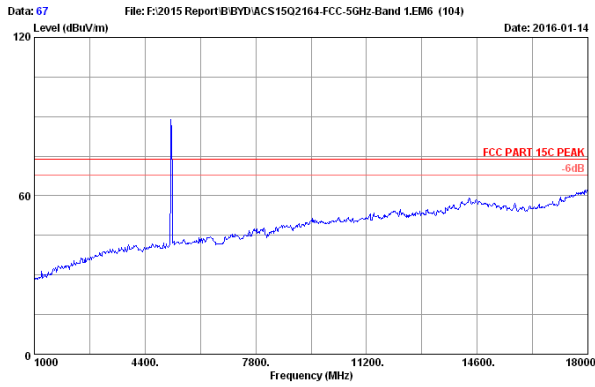
Remarks: 1. Emission Level= Antenna Factor + Cable Loss + Reading - Amp Factor
 2. The emission levels that are 20dB below the official limit are not reported.



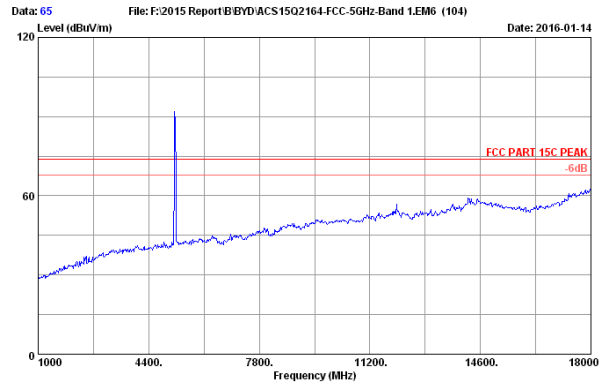
Site no. : 3m Chamber Data no. : 60
 Dis. / Ant. : 3m 2015 3115-4877 Ant. pol. : VERTICAL
 Limit : FCC PART 15C PEAK
 Env. / Ins. : 23.5°C/52.9%
 Engineer : Alice-yang
 EUT : Notebook
 Power rating : DC 20V From Adapter Input AC 120V/60Hz
 Test Mode : IEEE802.11acVHT20 CH36 5180MHz Tx RZ09-0164

| No. | Freq. (MHz) | Ant. Factor (dB/m) | Cable Loss (dB) | AMP factor (dB) | Reading (dBUV) | Emission Level (dBUV/m) | Limits (dBUV/m) | Margin (dB) | Remark |
|-----|-------------|--------------------|-----------------|-----------------|----------------|-------------------------|-----------------|-------------|---------|
| 1 | 5180.000 | 33.82 | 9.63 | 35.37 | 91.26 | 99.34 | 74.00 | -25.34 | Peak |
| 2 | 10360.000 | 38.33 | 13.71 | 35.61 | 31.20 | 47.63 | 54.00 | 6.37 | Average |
| 3 | 10360.000 | 38.33 | 13.71 | 35.61 | 49.08 | 59.51 | 74.00 | 14.49 | Peak |

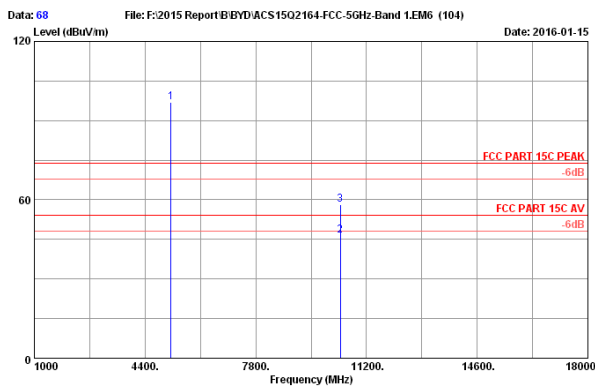
Remarks: 1. Emission Level= Antenna Factor + Cable Loss + Reading - Amp Factor
 2. The emission levels that are 20dB below the official limit are not reported.



Site no. : 3m Chamber Data no. : 67
 Dis. / Ant. : 3m 2015 3115-4877 Ant. pol. : HORIZONTAL
 Limit : FCC PART 15C PEAK
 Env. / Ins. : 23.5°C/52.9%
 Engineer : Alice-yang
 EUT : Notebook
 Power rating : DC 20V From Adapter Input AC 120V/60Hz
 Test Mode : IEEE802.11acVHT20 CH40 5200MHz Tx RZ09-0164



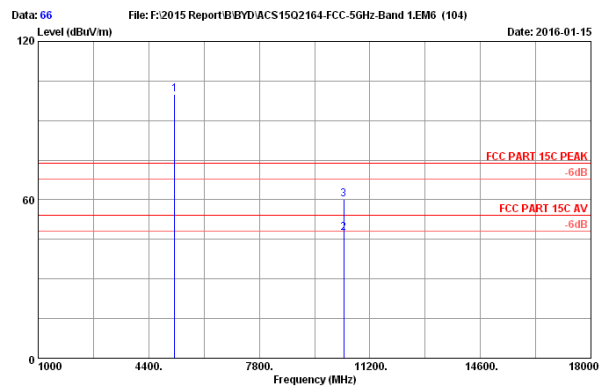
Site no. : 3m Chamber Data no. : 65
 Dis. / Ant. : 3m 2015 3115-4877 Ant. pol. : VERTICAL
 Limit : FCC PART 15C PEAK
 Env. / Ins. : 23.5°C/52.9%
 Engineer : Alice-yang
 EUT : Notebook
 Power rating : DC 20V From Adapter Input AC 120V/60Hz
 Test Mode : IEEE802.11acVHT20 CH40 5200MHz Tx RZ09-0164



Site no. : 3m Chamber Data no. : 68
 Dis. / Ant. : 3m 2015 3115-4877 Ant. pol. : HORIZONTAL
 Limit : FCC PART 15C PEAK
 Env. / Ins. : 23.5°C/52.9%
 Engineer : Alice-yang
 EUT : Notebook
 Power rating : DC 20V From Adapter Input AC 120V/60Hz
 Test Mode : IEEE802.11acVHT20 CH40 5200MHz Tx RZ09-0164

| No. | Freq. (MHz) | Ant. Factor (dB/m) | Cable Loss (dB) | AMP factor (dB) | Reading (dBuV) | Emission Level (dBuV/m) | Limits (dBuV/m) | Margin (dB) | Remark |
|-----|-------------|--------------------|-----------------|-----------------|----------------|-------------------------|-----------------|-------------|---------|
| 1 | 5200.000 | 33.86 | 9.64 | 35.36 | 88.72 | 96.86 | 74.00 | -22.86 | Peak |
| 2 | 10400.000 | 38.32 | 13.74 | 35.60 | 29.93 | 46.39 | 54.00 | 7.61 | Average |
| 3 | 10400.000 | 38.32 | 13.74 | 35.60 | 41.67 | 58.13 | 74.00 | 15.87 | Peak |

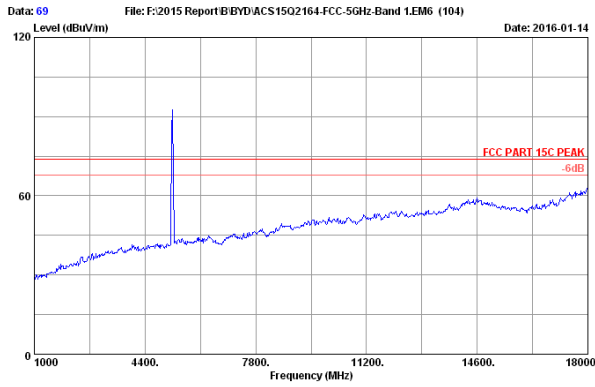
Remarks: 1. Emission Level= Antenna Factor + Cable Loss + Reading - Amp Factor
 2. The emission levels that are 20dB below the official limit are not reported.



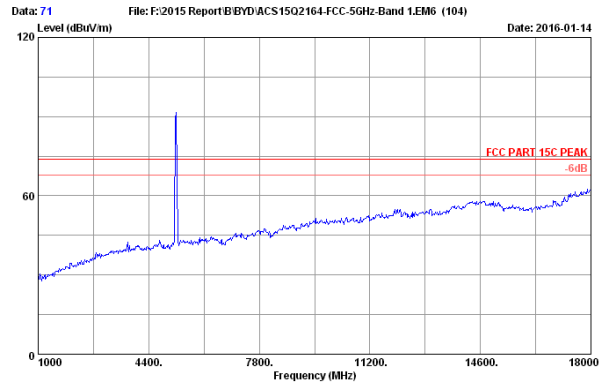
Site no. : 3m Chamber Data no. : 66
 Dis. / Ant. : 3m 2015 3115-4877 Ant. pol. : VERTICAL
 Limit : FCC PART 15C PEAK
 Env. / Ins. : 23.5°C/52.9%
 Engineer : Alice-yang
 EUT : Notebook
 Power rating : DC 20V From Adapter Input AC 120V/60Hz
 Test Mode : IEEE802.11acVHT20 CH40 5200MHz Tx RZ09-0164

| No. | Freq. (MHz) | Ant. Factor (dB/m) | Cable Loss (dB) | AMP factor (dB) | Reading (dBuV) | Emission Level (dBuV/m) | Limits (dBuV/m) | Margin (dB) | Remark |
|-----|-------------|--------------------|-----------------|-----------------|----------------|-------------------------|-----------------|-------------|---------|
| 1 | 5200.000 | 33.86 | 9.64 | 35.36 | 91.85 | 99.99 | 74.00 | -25.99 | Peak |
| 2 | 10400.000 | 38.32 | 13.74 | 35.60 | 31.09 | 47.55 | 54.00 | 6.45 | Average |
| 3 | 10400.000 | 38.32 | 13.74 | 35.60 | 43.71 | 60.17 | 74.00 | 13.83 | Peak |

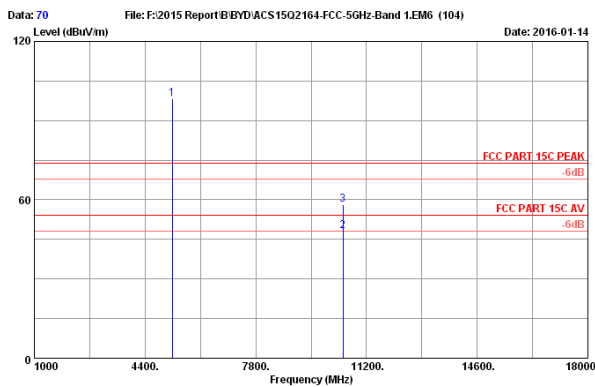
Remarks: 1. Emission Level= Antenna Factor + Cable Loss + Reading - Amp Factor
 2. The emission levels that are 20dB below the official limit are not reported.



Site no. : 3m Chamber Data no. : 69
 Dis. / Ant. : 3m 2015 3115-4877 Ant. pol. : HORIZONTAL
 Limit : FCC PART 15C PEAK
 Env. / Ins. : 23.5°C/52.9%
 Engineer : Alice-yang
 EUT : Notebook
 Power rating : DC 20V From Adapter Input AC 120V/60Hz
 Test Mode : IEEE802.11acVHT20 CH48 5240MHz Tx
 RZ09-0164



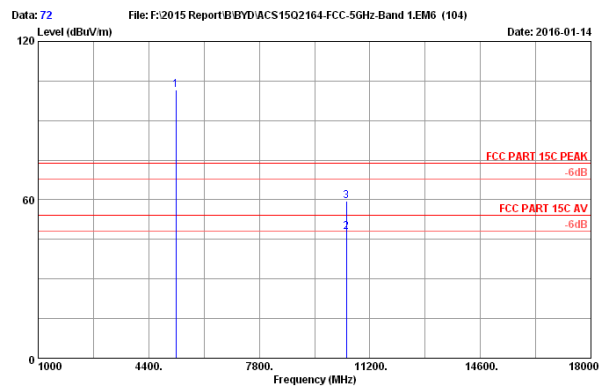
Site no. : 3m Chamber Data no. : 71
 Dis. / Ant. : 3m 2015 3115-4877 Ant. pol. : VERTICAL
 Limit : FCC PART 15C PEAK
 Env. / Ins. : 23.5°C/52.9%
 Engineer : Alice-yang
 EUT : Notebook
 Power rating : DC 20V From Adapter Input AC 120V/60Hz
 Test Mode : IEEE802.11acVHT20 CH48 5240MHz Tx
 RZ09-0164



Site no. : 3m Chamber Data no. : 70
 Dis. / Ant. : 3m 2015 3115-4877 Ant. pol. : HORIZONTAL
 Limit : FCC PART 15C PEAK
 Env. / Ins. : 23.5°C/52.9%
 Engineer : Alice-yang
 EUT : Notebook
 Power rating : DC 20V From Adapter Input AC 120V/60Hz
 Test Mode : IEEE802.11acVHT20 CH48 5240MHz Tx
 RZ09-0164

| No. | Freq. (MHz) | Ant. Factor (dB/m) | Cable Loss (dB) | AMP factor (dB) | Reading (dBuV) | Emission Level (dBuV/m) | Limits (dBuV/m) | Margin (dB) | Remark |
|-----|-------------|--------------------|-----------------|-----------------|----------------|-------------------------|-----------------|-------------|---------|
| 1 | 5240.000 | 33.93 | 9.66 | 35.34 | 90.16 | 98.41 | 74.00 | -24.41 | Peak |
| 2 | 10480.000 | 38.30 | 13.81 | 35.58 | 31.46 | 47.99 | 54.00 | 6.01 | Average |
| 3 | 10480.000 | 38.30 | 13.81 | 35.58 | 41.55 | 58.08 | 74.00 | 15.92 | Peak |

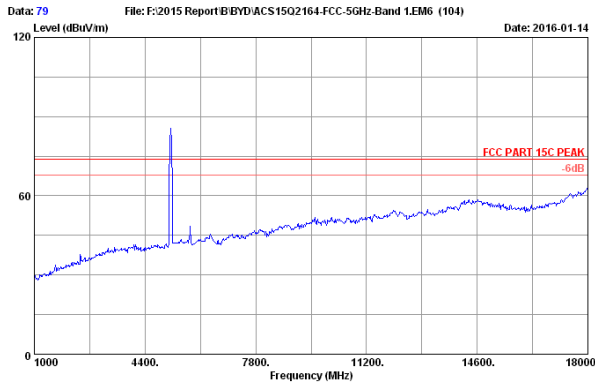
Remarks: 1. Emission Level= Antenna Factor + Cable Loss + Reading - Amp Factor
 2. The emission levels that are 20dB below the official limit are not reported.



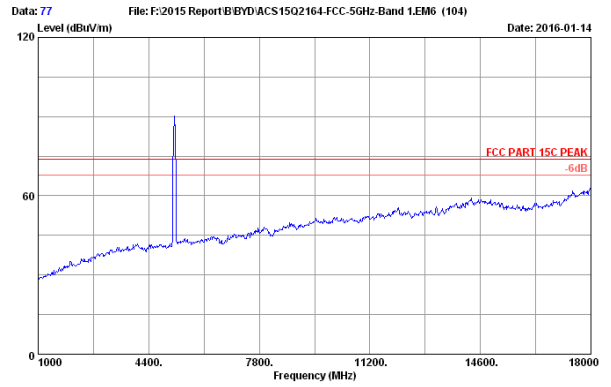
Site no. : 3m Chamber Data no. : 72
 Dis. / Ant. : 3m 2015 3115-4877 Ant. pol. : VERTICAL
 Limit : FCC PART 15C PEAK
 Env. / Ins. : 23.5°C/52.9%
 Engineer : Alice-yang
 EUT : Notebook
 Power rating : DC 20V From Adapter Input AC 120V/60Hz
 Test Mode : IEEE802.11acVHT20 CH48 5240MHz Tx
 RZ09-0164

| No. | Freq. (MHz) | Ant. Factor (dB/m) | Cable Loss (dB) | AMP factor (dB) | Reading (dBuV) | Emission Level (dBuV/m) | Limits (dBuV/m) | Margin (dB) | Remark |
|-----|-------------|--------------------|-----------------|-----------------|----------------|-------------------------|-----------------|-------------|---------|
| 1 | 5240.000 | 33.93 | 9.66 | 35.34 | 93.31 | 101.56 | 74.00 | -27.56 | Peak |
| 2 | 10480.000 | 38.30 | 13.81 | 35.58 | 31.31 | 47.84 | 54.00 | 6.16 | Average |
| 3 | 10480.000 | 38.30 | 13.81 | 35.58 | 48.07 | 59.60 | 74.00 | 14.40 | Peak |

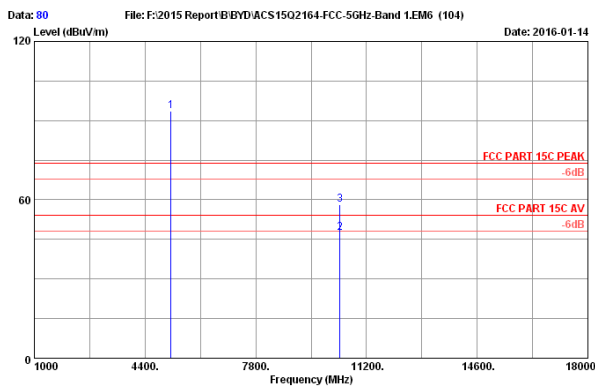
Remarks: 1. Emission Level= Antenna Factor + Cable Loss + Reading - Amp Factor
 2. The emission levels that are 20dB below the official limit are not reported.



Site no. : 3m Chamber Data no. : 79
 Dis. / Ant. : 3m 2015 3115-4877 Ant. pol. : HORIZONTAL
 Limit : FCC PART 15C PEAK
 Env. / Ins. : 23.5°C/52.9%
 Engineer : Alice-yang
 EUT : Notebook
 Power rating : DC 20V From Adapter Input AC 120V/60Hz
 Test Mode : IEEE802.11acVHT40 CH38 5190MHz Tx
 RZ09-0164



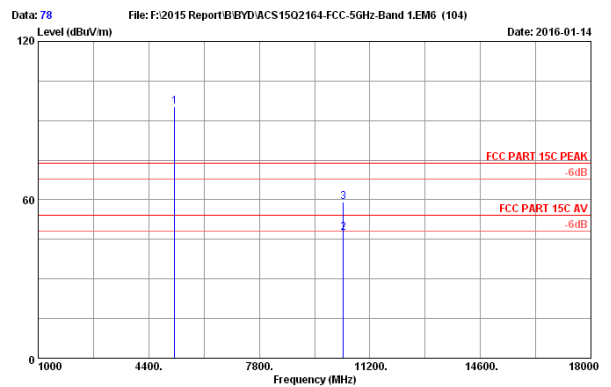
Site no. : 3m Chamber Data no. : 77
 Dis. / Ant. : 3m 2015 3115-4877 Ant. pol. : VERTICAL
 Limit : FCC PART 15C PEAK
 Env. / Ins. : 23.5°C/52.9%
 Engineer : Alice-yang
 EUT : Notebook
 Power rating : DC 20V From Adapter Input AC 120V/60Hz
 Test Mode : IEEE802.11acVHT40 CH38 5190MHz Tx
 RZ09-0164



Site no. : 3m Chamber Data no. : 80
 Dis. / Ant. : 3m 2015 3115-4877 Ant. pol. : HORIZONTAL
 Limit : FCC PART 15C PEAK
 Env. / Ins. : 23.5°C/52.9%
 Engineer : Alice-yang
 EUT : Notebook
 Power rating : DC 20V From Adapter Input AC 120V/60Hz
 Test Mode : IEEE802.11acVHT40 CH38 5190MHz Tx
 RZ09-0164

| No. | Freq. (MHz) | Ant. Factor (dB/m) | Cable Loss (dB) | AMP factor (dB) | Reading (dBuV) | Emission Level (dBuV/m) | Limits (dBuV/m) | Margin (dB) | Remark |
|-----|-------------|--------------------|-----------------|-----------------|----------------|-------------------------|-----------------|-------------|---------|
| 1 | 5190.000 | 33.84 | 9.63 | 35.36 | 85.48 | 93.59 | 74.00 | -19.59 | Peak |
| 2 | 10380.000 | 38.32 | 13.73 | 35.61 | 31.02 | 47.46 | 54.00 | 6.54 | Average |
| 3 | 10380.000 | 38.32 | 13.73 | 35.61 | 41.72 | 58.16 | 74.00 | 15.84 | Peak |

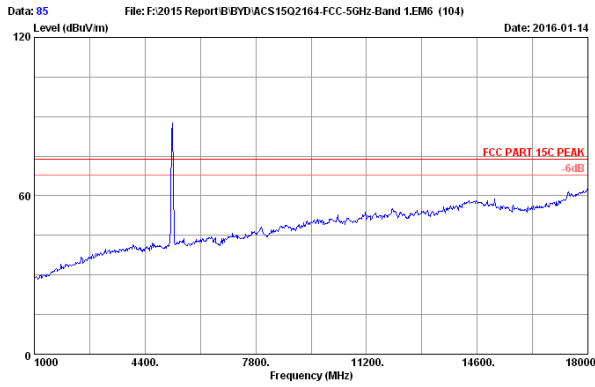
Remarks: 1. Emission Level= Antenna Factor + Cable Loss + Reading - Amp Factor
 2. The emission levels that are 20dB below the official limit are not reported.



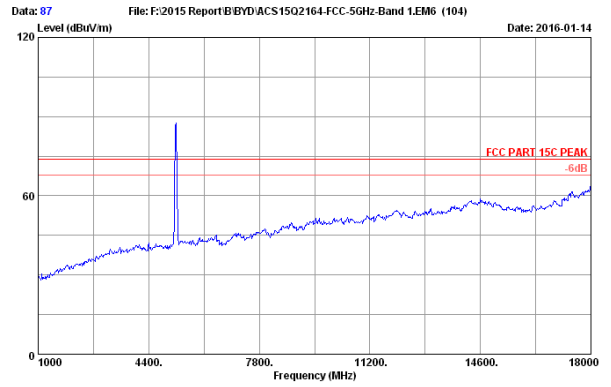
Site no. : 3m Chamber Data no. : 78
 Dis. / Ant. : 3m 2015 3115-4877 Ant. pol. : VERTICAL
 Limit : FCC PART 15C PEAK
 Env. / Ins. : 23.5°C/52.9%
 Engineer : Alice-yang
 EUT : Notebook
 Power rating : DC 20V From Adapter Input AC 120V/60Hz
 Test Mode : IEEE802.11acVHT40 CH38 5190MHz Tx
 RZ09-0164

| No. | Freq. (MHz) | Ant. Factor (dB/m) | Cable Loss (dB) | AMP factor (dB) | Reading (dBuV) | Emission Level (dBuV/m) | Limits (dBuV/m) | Margin (dB) | Remark |
|-----|-------------|--------------------|-----------------|-----------------|----------------|-------------------------|-----------------|-------------|---------|
| 1 | 5190.000 | 33.84 | 9.63 | 35.36 | 87.01 | 95.12 | 74.00 | -21.12 | Peak |
| 2 | 10380.000 | 38.32 | 13.73 | 35.61 | 31.16 | 47.60 | 54.00 | 6.40 | Average |
| 3 | 10380.000 | 38.32 | 13.73 | 35.61 | 42.86 | 59.30 | 74.00 | 14.70 | Peak |

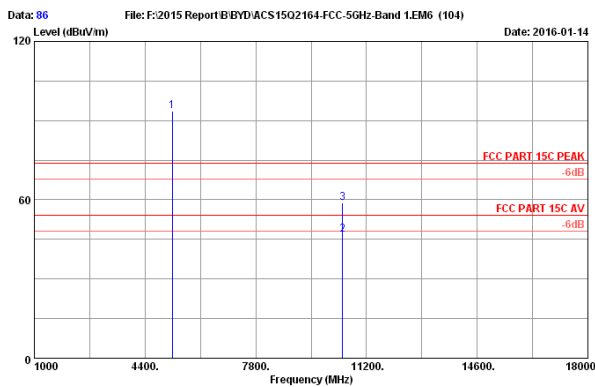
Remarks: 1. Emission Level= Antenna Factor + Cable Loss + Reading - Amp Factor
 2. The emission levels that are 20dB below the official limit are not reported.



Site no. : 3m Chamber Data no. : 85
 Dis. / Ant. : 3m 2015 3115-4877 Ant. pol. : HORIZONTAL
 Limit : FCC PART 15C PEAK
 Env. / Ins. : 23.5°C/52.9%
 Engineer : Alice-yang
 EUT : Notebook
 Power rating : DC 20V From Adapter Input AC 120V/60Hz
 Test Mode : IEEE802.11acVHT40 CH46 5230MHz Tx
 RZ09-0164



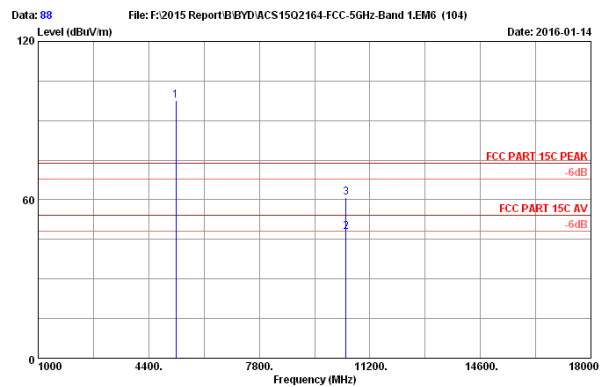
Site no. : 3m Chamber Data no. : 87
 Dis. / Ant. : 3m 2015 3115-4877 Ant. pol. : VERTICAL
 Limit : FCC PART 15C PEAK
 Env. / Ins. : 23.5°C/52.9%
 Engineer : Alice-yang
 EUT : Notebook
 Power rating : DC 20V From Adapter Input AC 120V/60Hz
 Test Mode : IEEE802.11acVHT40 CH46 5230MHz Tx
 RZ09-0164



Site no. : 3m Chamber Data no. : 86
 Dis. / Ant. : 3m 2015 3115-4877 Ant. pol. : HORIZONTAL
 Limit : FCC PART 15C PEAK
 Env. / Ins. : 23.5°C/52.9%
 Engineer : Alice-yang
 EUT : Notebook
 Power rating : DC 20V From Adapter Input AC 120V/60Hz
 Test Mode : IEEE802.11acVHT40 CH46 5230MHz Tx
 RZ09-0164

| No. | Freq. (MHz) | Ant. Factor (dB/m) | Cable Loss (dB) | AMP factor (dB) | Reading (dBUV) | Emission Level (dBUV/m) | Limits (dBUV/m) | Margin (dB) | Remark |
|-----|-------------|--------------------|-----------------|-----------------|----------------|-------------------------|-----------------|-------------|---------|
| 1 | 5230.000 | 33.91 | 9.65 | 35.35 | 85.45 | 93.66 | 74.00 | -19.66 | Peak |
| 2 | 10460.000 | 38.31 | 13.78 | 35.59 | 30.26 | 46.76 | 54.00 | 7.24 | Average |
| 3 | 10460.000 | 38.31 | 13.78 | 35.59 | 42.38 | 58.88 | 74.00 | 15.12 | Peak |

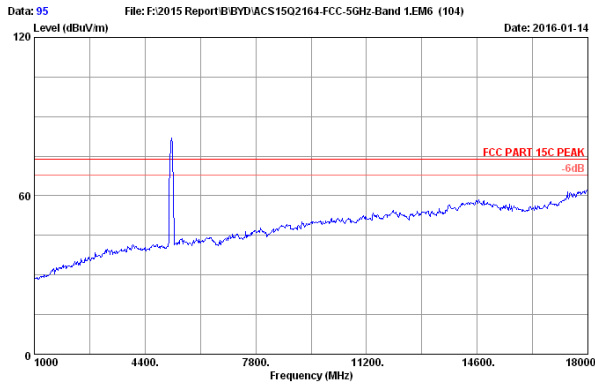
Remarks: 1. Emission Level= Antenna Factor + Cable Loss + Reading - Amp Factor
 2. The emission levels that are 20dB below the official limit are not reported.



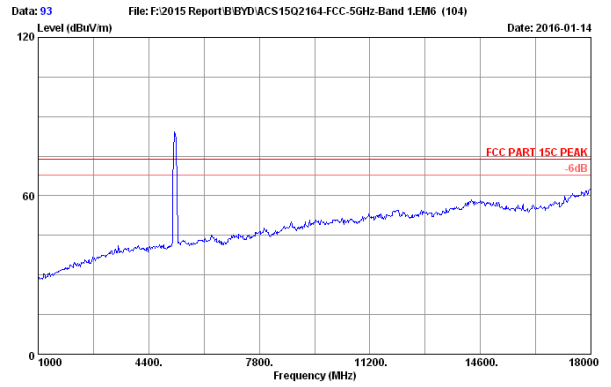
Site no. : 3m Chamber Data no. : 88
 Dis. / Ant. : 3m 2015 3115-4877 Ant. pol. : VERTICAL
 Limit : FCC PART 15C PEAK
 Env. / Ins. : 23.5°C/52.9%
 Engineer : Alice-yang
 EUT : Notebook
 Power rating : DC 20V From Adapter Input AC 120V/60Hz
 Test Mode : IEEE802.11acVHT40 CH46 5230MHz Tx
 RZ09-0164

| No. | Freq. (MHz) | Ant. Factor (dB/m) | Cable Loss (dB) | AMP factor (dB) | Reading (dBUV) | Emission Level (dBUV/m) | Limits (dBUV/m) | Margin (dB) | Remark |
|-----|-------------|--------------------|-----------------|-----------------|----------------|-------------------------|-----------------|-------------|---------|
| 1 | 5230.000 | 33.91 | 9.65 | 35.35 | 89.44 | 97.65 | 74.00 | -23.65 | Peak |
| 2 | 10460.000 | 38.31 | 13.78 | 35.59 | 31.46 | 47.96 | 54.00 | 6.04 | Average |
| 3 | 10460.000 | 38.31 | 13.78 | 35.59 | 44.37 | 60.87 | 74.00 | 13.13 | Peak |

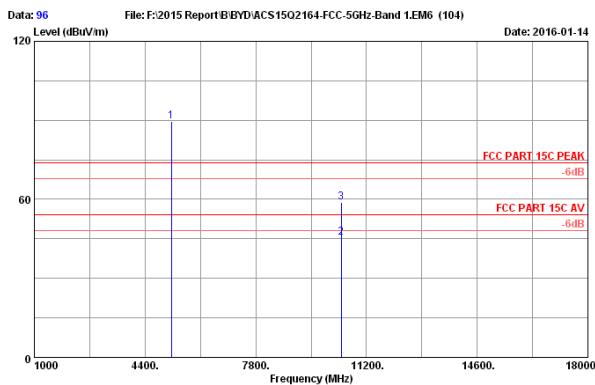
Remarks: 1. Emission Level= Antenna Factor + Cable Loss + Reading - Amp Factor
 2. The emission levels that are 20dB below the official limit are not reported.



Site no. : 3m Chamber Data no. : 95
 Dis. / Ant. : 3m 2015 3115-4877 Ant. pol. : HORIZONTAL
 Limit : FCC PART 15C PEAK
 Env. / Ins. : 23.5°C/52.9%
 Engineer : Alice-yang
 EUT : Notebook
 Power rating : DC 20V From Adapter Input AC 120V/60Hz
 Test Mode : IEEE802.11acVHT80 CH42 5210MHz Tx
 RZ09-0164



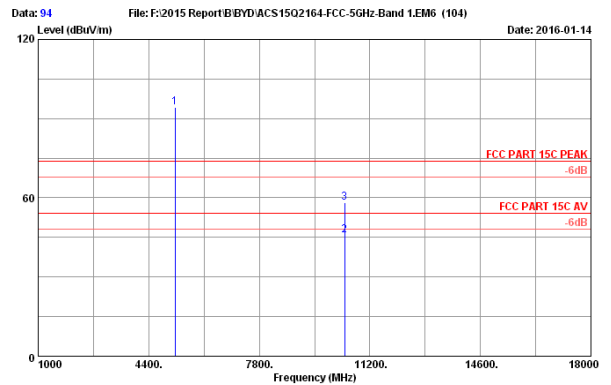
Site no. : 3m Chamber Data no. : 93
 Dis. / Ant. : 3m 2015 3115-4877 Ant. pol. : VERTICAL
 Limit : FCC PART 15C PEAK
 Env. / Ins. : 23.5°C/52.9%
 Engineer : Alice-yang
 EUT : Notebook
 Power rating : DC 20V From Adapter Input AC 120V/60Hz
 Test Mode : IEEE802.11acVHT80 CH42 5210MHz Tx
 RZ09-0164



Site no. : 3m Chamber Data no. : 96
 Dis. / Ant. : 3m 2015 3115-4877 Ant. pol. : HORIZONTAL
 Limit : FCC PART 15C PEAK
 Env. / Ins. : 23.5°C/52.9%
 Engineer : Alice-yang
 EUT : Notebook
 Power rating : DC 20V From Adapter Input AC 120V/60Hz
 Test Mode : IEEE802.11acVHT80 CH42 5210MHz Tx
 RZ09-0164

| No. | Freq. (MHz) | Ant. Factor (dB/m) | Cable Loss (dB) | AMP factor (dB) | Reading (dBuV) | Emission Level (dBuV/m) | Limits (dBuV/m) | Margin (dB) | Remark |
|-----|-------------|--------------------|-----------------|-----------------|----------------|-------------------------|-----------------|-------------|---------|
| 1 | 5210.000 | 33.88 | 9.64 | 35.36 | 81.58 | 89.74 | 74.00 | -15.74 | Peak |
| 2 | 10420.000 | 38.32 | 13.75 | 35.59 | 29.05 | 45.53 | 54.00 | 8.47 | Average |
| 3 | 10420.000 | 38.32 | 13.75 | 35.59 | 42.46 | 58.94 | 74.00 | 15.06 | Peak |

Remarks: 1. Emission Level= Antenna Factor + Cable Loss + Reading - Amp Factor
 2. The emission levels that are 20dB below the official limit are not reported.

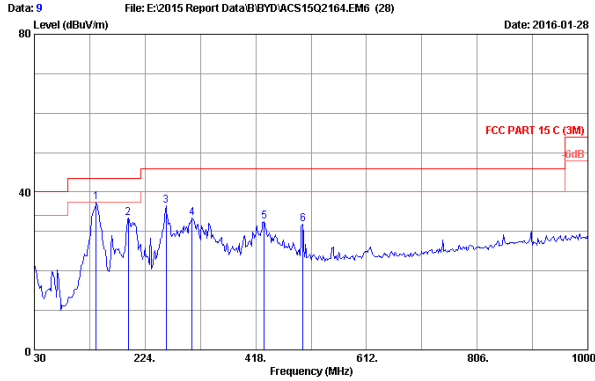


Site no. : 3m Chamber Data no. : 94
 Dis. / Ant. : 3m 2015 3115-4877 Ant. pol. : VERTICAL
 Limit : FCC PART 15C PEAK
 Env. / Ins. : 23.5°C/52.9%
 Engineer : Alice-yang
 EUT : Notebook
 Power rating : DC 20V From Adapter Input AC 120V/60Hz
 Test Mode : IEEE802.11acVHT80 CH42 5210MHz Tx
 RZ09-0164

| No. | Freq. (MHz) | Ant. Factor (dB/m) | Cable Loss (dB) | AMP factor (dB) | Reading (dBuV) | Emission Level (dBuV/m) | Limits (dBuV/m) | Margin (dB) | Remark |
|-----|-------------|--------------------|-----------------|-----------------|----------------|-------------------------|-----------------|-------------|---------|
| 1 | 5210.000 | 33.88 | 9.64 | 35.36 | 85.95 | 94.11 | 74.00 | -20.11 | Peak |
| 2 | 10420.000 | 38.32 | 13.75 | 35.59 | 29.43 | 45.91 | 54.00 | 8.09 | Average |
| 3 | 10420.000 | 38.32 | 13.75 | 35.59 | 41.58 | 58.06 | 74.00 | 15.94 | Peak |

Remarks: 1. Emission Level= Antenna Factor + Cable Loss + Reading - Amp Factor
 2. The emission levels that are 20dB below the official limit are not reported.

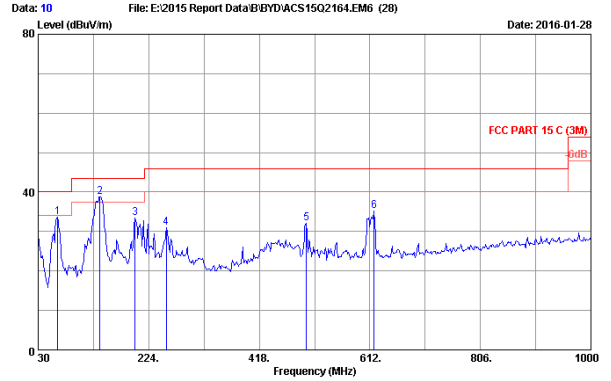
**5260-5320MHz Band:
Frequency: 30MHz~1GHz**



Site no. : 3m Chamber Data no. : 9
 Dis. / Ant. : 3m 2015 CBL6112D 35375 Ant. pol. : HORIZONTAL
 Limit : FCC PART 15 C (3M)
 Env. / Ins. : 22.1°C/50% Engineer : Brown
 EUT : Notebook M/N: R209-0184
 Power Rating : DC 20V From Adapter Input AC 120V/60Hz
 Test Mode : TX Mode

| No. | Freq. (MHz) | Ant. Factor (dB/m) | Cable Loss (dB) | Reading (dBuV) | Emission Level (dBuV/m) | Limits (dBuV/m) | Margin (dB) | Remark |
|-----|-------------|--------------------|-----------------|----------------|-------------------------|-----------------|-------------|--------|
| 1 | 138.640 | 12.24 | 1.27 | 24.00 | 37.51 | 43.50 | 5.99 | QP |
| 2 | 194.900 | 10.35 | 1.49 | 21.66 | 33.50 | 43.50 | 10.00 | QP |
| 3 | 260.860 | 14.34 | 1.73 | 20.50 | 36.57 | 46.00 | 9.43 | QP |
| 4 | 306.450 | 14.39 | 1.92 | 17.18 | 33.49 | 46.00 | 12.51 | QP |
| 5 | 432.550 | 17.16 | 2.31 | 12.95 | 32.42 | 46.00 | 13.58 | QP |
| 6 | 500.450 | 18.40 | 2.51 | 10.93 | 31.84 | 46.00 | 14.16 | QP |

Remarks: 1. Emission Level= Antenna Factor + Cable Loss + Reading.
 2. The emission levels that are 20dB below the official limit are not reported.

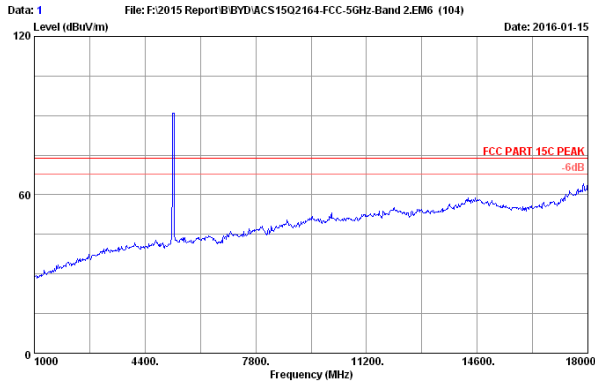


Site no. : 3m Chamber Data no. : 10
 Dis. / Ant. : 3m 2015 CBL6112D 35375 Ant. pol. : VERTICAL
 Limit : FCC PART 15 C (3M)
 Env. / Ins. : 22.1°C/50% Engineer : Brown
 EUT : Notebook M/N: R209-0184
 Power Rating : DC 20V From Adapter Input AC 120V/60Hz
 Test Mode : TX Mode

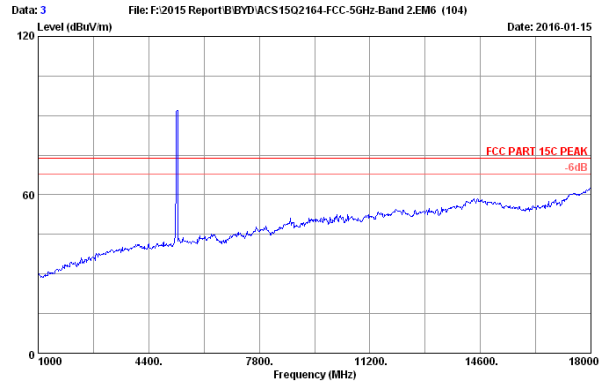
| No. | Freq. (MHz) | Ant. Factor (dB/m) | Cable Loss (dB) | Reading (dBuV) | Emission Level (dBuV/m) | Limits (dBuV/m) | Margin (dB) | Remark |
|-----|-------------|--------------------|-----------------|----------------|-------------------------|-----------------|-------------|--------|
| 1 | 63.950 | 6.80 | 0.89 | 25.99 | 33.68 | 40.00 | 6.32 | QP |
| 2 | 138.640 | 12.24 | 1.27 | 25.24 | 38.75 | 43.50 | 4.75 | QP |
| 3 | 199.750 | 10.59 | 1.51 | 21.27 | 33.37 | 43.50 | 10.13 | QP |
| 4 | 255.040 | 13.70 | 1.71 | 15.46 | 30.87 | 46.00 | 15.13 | QP |
| 5 | 500.450 | 18.40 | 2.51 | 11.26 | 32.17 | 46.00 | 13.83 | QP |
| 6 | 619.760 | 19.70 | 2.82 | 12.72 | 35.24 | 46.00 | 10.76 | QP |

Remarks: 1. Emission Level= Antenna Factor + Cable Loss + Reading.
 2. The emission levels that are 20dB below the official limit are not reported.

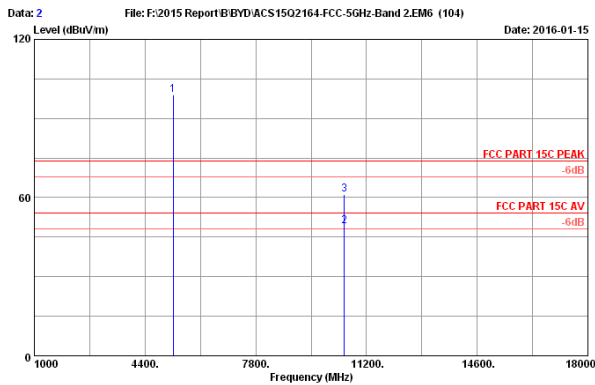
Frequency: 1GHz~18GHz



Site no. : 3m Chamber Data no. : 1
 Dis. / Ant. : 3m 2015 3115-4877 Ant. pol. : HORIZONTAL
 Limit : FCC PART 15C PEAK
 Env. / Ins. : 22.1°C/52.7%
 Engineer : Alice yang
 EUT : Notebook
 Power rating : DC 20V From Adapter Input AC 120V/60Hz
 Test Mode : IEE802.11a CH52 5260MHz Tx
 R209-0184



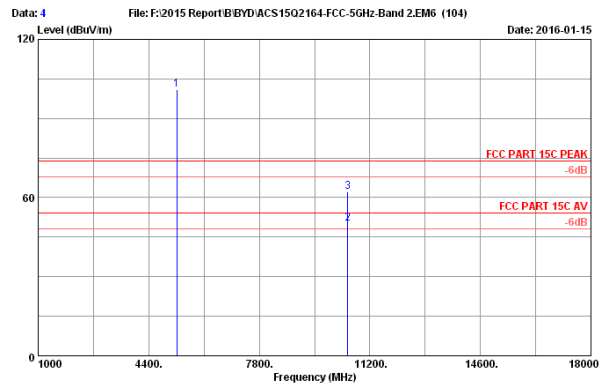
Site no. : 3m Chamber Data no. : 3
 Dis. / Ant. : 3m 2015 3115-4877 Ant. pol. : VERTICAL
 Limit : FCC PART 15C PEAK
 Env. / Ins. : 22.1°C/52.7%
 Engineer : Alice yang
 EUT : Notebook
 Power rating : DC 20V From Adapter Input AC 120V/60Hz
 Test Mode : IEE802.11a CH52 5260MHz Tx
 R209-0184



Site no. : 3m Chamber Data no. : 2
 Dis. / Ant. : 3m 2015 3115-4877 Ant. pol. : HORIZONTAL
 Limit : FCC PART 15C PEAK
 Env. / Ins. : 22.1°C/52.7%
 Engineer : Alice yang
 EUT : Notebook
 Power rating : DC 20V From Adapter Input AC 120V/60Hz
 Test Mode : IEE802.11a CH52 5260MHz Tx
 R209-0184

| No. | Freq. (MHz) | Ant. Factor (dB/m) | Cable Loss (dB) | AMP factor (dB) | Reading (dBuV) | Emission Level (dBuV/m) | Limits (dBuV/m) | Margin (dB) | Remark |
|-----|-------------|--------------------|-----------------|-----------------|----------------|-------------------------|-----------------|-------------|---------|
| 1 | 5260.000 | 33.97 | 9.67 | 35.34 | 90.71 | 99.01 | 74.00 | -25.01 | Peak |
| 2 | 10520.000 | 38.31 | 13.83 | 35.57 | 32.69 | 49.26 | 54.00 | 4.74 | Average |
| 3 | 10520.000 | 38.31 | 13.83 | 35.57 | 44.75 | 61.32 | 74.00 | 12.68 | Peak |

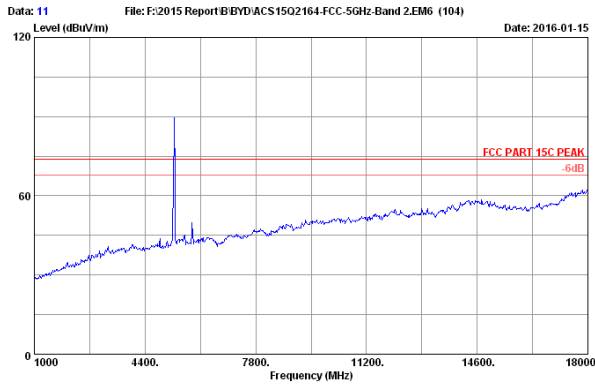
Remarks: 1. Emission Level= Antenna Factor + Cable Loss + Reading - Amp Factor
 2. The emission levels that are 20dB below the official limit are not reported.



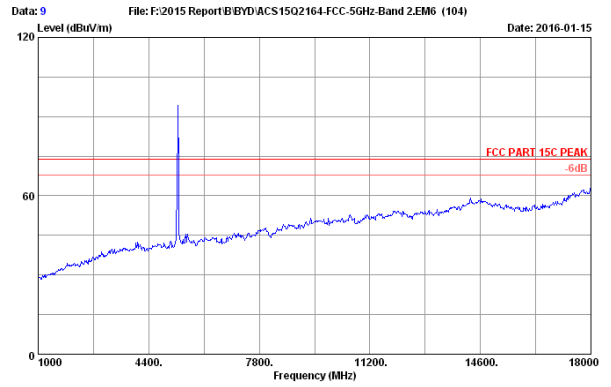
Site no. : 3m Chamber Data no. : 4
 Dis. / Ant. : 3m 2015 3115-4877 Ant. pol. : VERTICAL
 Limit : FCC PART 15C PEAK
 Env. / Ins. : 22.1°C/52.7%
 Engineer : Alice yang
 EUT : Notebook
 Power rating : DC 20V From Adapter Input AC 120V/60Hz
 Test Mode : IEE802.11a CH52 5260MHz Tx
 R209-0184

| No. | Freq. (MHz) | Ant. Factor (dB/m) | Cable Loss (dB) | AMP factor (dB) | Reading (dBuV) | Emission Level (dBuV/m) | Limits (dBuV/m) | Margin (dB) | Remark |
|-----|-------------|--------------------|-----------------|-----------------|----------------|-------------------------|-----------------|-------------|---------|
| 1 | 5260.000 | 33.97 | 9.67 | 35.34 | 92.49 | 100.79 | 74.00 | -26.79 | Peak |
| 2 | 10520.000 | 38.31 | 13.83 | 35.57 | 33.70 | 50.27 | 54.00 | 3.73 | Average |
| 3 | 10520.000 | 38.31 | 13.83 | 35.57 | 45.63 | 62.20 | 74.00 | 11.80 | Peak |

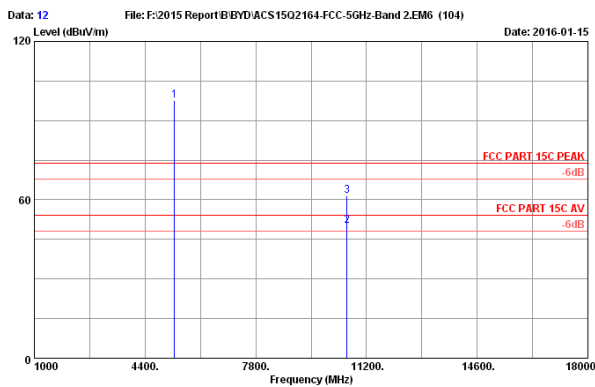
Remarks: 1. Emission Level= Antenna Factor + Cable Loss + Reading - Amp Factor
 2. The emission levels that are 20dB below the official limit are not reported.



Site no. : 3m Chamber Data no. : 11
 Dis. / Ant. : 3m 2015 3115-4877 Ant. pol. : HORIZONTAL
 Limit : FCC PART 15C PEAK
 Env. / Ins. : 22.1°C/52.7%
 Engineer : Alice_yang
 EUT : Notebook
 Power rating : DC 20V From Adapter Input AC 120V/60Hz
 Test Mode : IEEE802.11a CH60 5300MHz Tx RZ09-0164



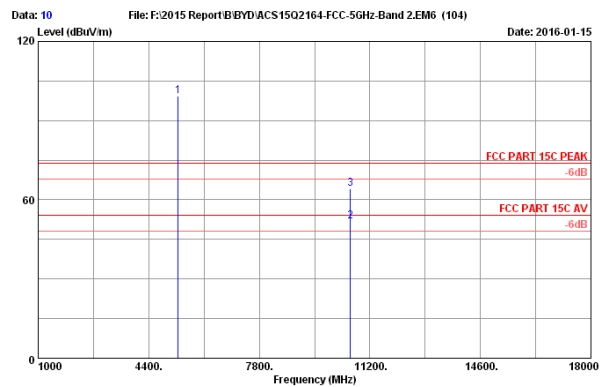
Site no. : 3m Chamber Data no. : 9
 Dis. / Ant. : 3m 2015 3115-4877 Ant. pol. : VERTICAL
 Limit : FCC PART 15C PEAK
 Env. / Ins. : 22.1°C/52.7%
 Engineer : Alice_yang
 EUT : Notebook
 Power rating : DC 20V From Adapter Input AC 120V/60Hz
 Test Mode : IEEE802.11a CH60 5300MHz Tx RZ09-0164



Site no. : 3m Chamber Data no. : 12
 Dis. / Ant. : 3m 2015 3115-4877 Ant. pol. : HORIZONTAL
 Limit : FCC PART 15C PEAK
 Env. / Ins. : 22.1°C/52.7%
 Engineer : Alice_yang
 EUT : Notebook
 Power rating : DC 20V From Adapter Input AC 120V/60Hz
 Test Mode : IEEE802.11a CH60 5300MHz Tx RZ09-0164

| No. | Freq. (MHz) | Ant. Factor (dB/m) | Cable Loss (dB) | AMP factor (dB) | Reading (dBuV) | Emission Level (dBuV/m) | Limits (dBuV/m) | Margin (dB) | Remark |
|-----|-------------|--------------------|-----------------|-----------------|----------------|-------------------------|-----------------|-------------|---------|
| 1 | 5300.000 | 34.04 | 9.68 | 35.32 | 89.19 | 97.59 | 74.00 | -23.59 | Peak |
| 2 | 10600.000 | 38.36 | 13.88 | 35.55 | 33.40 | 50.09 | 54.00 | 3.91 | Average |
| 3 | 10600.000 | 38.36 | 13.88 | 35.55 | 44.83 | 61.52 | 74.00 | 12.48 | Peak |

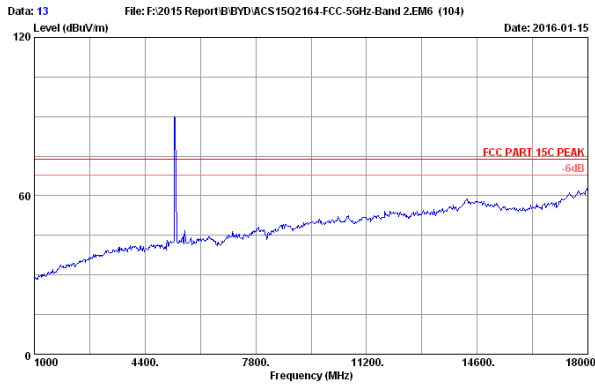
Remarks: 1. Emission Level= Antenna Factor + Cable Loss + Reading - Amp Factor
 2. The emission levels that are 20dB below the official limit are not reported.



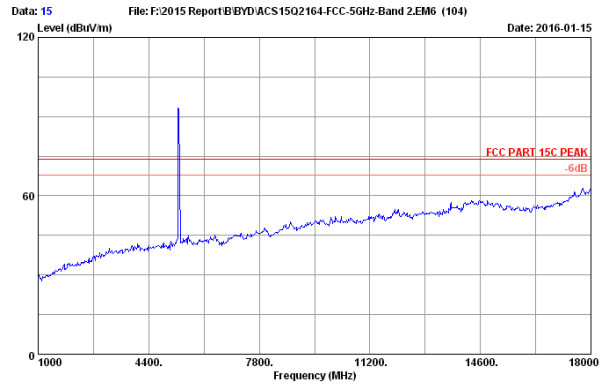
Site no. : 3m Chamber Data no. : 10
 Dis. / Ant. : 3m 2015 3115-4877 Ant. pol. : VERTICAL
 Limit : FCC PART 15C PEAK
 Env. / Ins. : 22.1°C/52.7%
 Engineer : Alice_yang
 EUT : Notebook
 Power rating : DC 20V From Adapter Input AC 120V/60Hz
 Test Mode : IEEE802.11a CH60 5300MHz Tx RZ09-0164

| No. | Freq. (MHz) | Ant. Factor (dB/m) | Cable Loss (dB) | AMP factor (dB) | Reading (dBuV) | Emission Level (dBuV/m) | Limits (dBuV/m) | Margin (dB) | Remark |
|-----|-------------|--------------------|-----------------|-----------------|----------------|-------------------------|-----------------|-------------|---------|
| 1 | 5300.000 | 34.04 | 9.68 | 35.32 | 90.73 | 99.13 | 74.00 | -25.13 | Peak |
| 2 | 10600.000 | 38.36 | 13.88 | 35.55 | 35.28 | 51.97 | 54.00 | 2.03 | Average |
| 3 | 10600.000 | 38.36 | 13.88 | 35.55 | 47.42 | 64.11 | 74.00 | 9.89 | Peak |

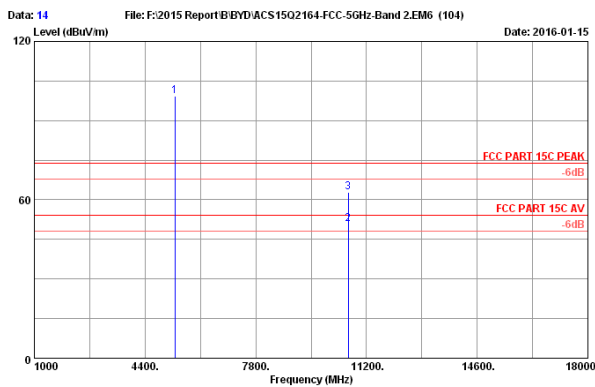
Remarks: 1. Emission Level= Antenna Factor + Cable Loss + Reading - Amp Factor
 2. The emission levels that are 20dB below the official limit are not reported.



Site no. : 3m Chamber Data no. : 13
 Dis. / Ant. : 3m 2015 3115-4877 Ant. pol. : HORIZONTAL
 Limit : FCC PART 15C PEAK
 Env. / Ins. : 22.1°C/52.7%
 Engineer : Alice_yang
 EUT : Notebook
 Power rating : DC 20V From Adapter Input AC 120V/60Hz
 Test Mode : IEEE802.11a CH64 5320MHz TX
 RZ09-0164



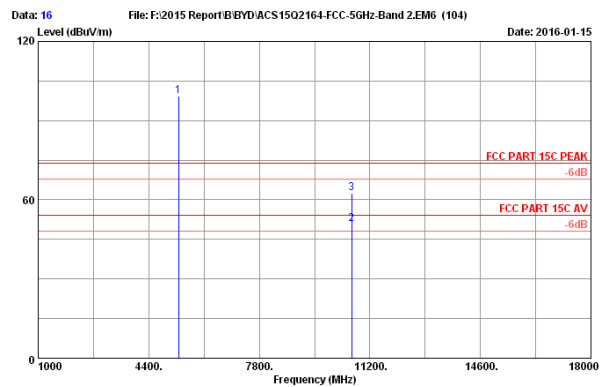
Site no. : 3m Chamber Data no. : 15
 Dis. / Ant. : 3m 2015 3115-4877 Ant. pol. : VERTICAL
 Limit : FCC PART 15C PEAK
 Env. / Ins. : 22.1°C/52.7%
 Engineer : Alice_yang
 EUT : Notebook
 Power rating : DC 20V From Adapter Input AC 120V/60Hz
 Test Mode : IEEE802.11a CH64 5320MHz TX
 RZ09-0164



Site no. : 3m Chamber Data no. : 14
 Dis. / Ant. : 3m 2015 3115-4877 Ant. pol. : HORIZONTAL
 Limit : FCC PART 15C PEAK
 Env. / Ins. : 22.1°C/52.7%
 Engineer : Alice_yang
 EUT : Notebook
 Power rating : DC 20V From Adapter Input AC 120V/60Hz
 Test Mode : IEEE802.11a CH64 5320MHz TX
 RZ09-0164

| No. | Freq. (MHz) | Ant. Factor (dB/m) | Cable Loss (dB) | AMP factor (dB) | Reading (dBuV) | Emission Level (dBuV/m) | Limits (dBuV/m) | Margin (dB) | Remark |
|-----|-------------|--------------------|-----------------|-----------------|----------------|-------------------------|-----------------|-------------|---------|
| 1 | 5320.000 | 34.08 | 9.69 | 35.30 | 90.65 | 99.12 | 74.00 | -25.12 | Peak |
| 2 | 10640.000 | 38.38 | 13.91 | 35.54 | 34.07 | 50.82 | 54.00 | 3.18 | Average |
| 3 | 10640.000 | 38.38 | 13.91 | 35.54 | 46.17 | 62.92 | 74.00 | 11.08 | Peak |

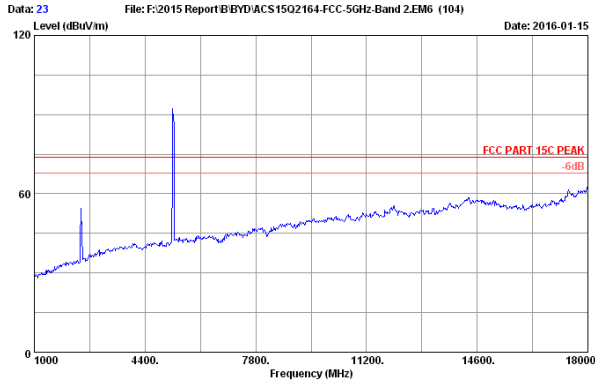
Remarks: 1. Emission Level= Antenna Factor + Cable Loss + Reading - Amp Factor
 2. The emission levels that are 20dB below the official limit are not reported.



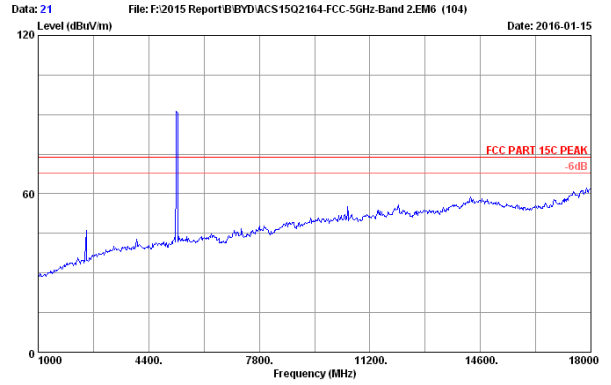
Site no. : 3m Chamber Data no. : 16
 Dis. / Ant. : 3m 2015 3115-4877 Ant. pol. : VERTICAL
 Limit : FCC PART 15C PEAK
 Env. / Ins. : 22.1°C/52.7%
 Engineer : Alice_yang
 EUT : Notebook
 Power rating : DC 20V From Adapter Input AC 120V/60Hz
 Test Mode : IEEE802.11a CH64 5320MHz TX
 RZ09-0164

| No. | Freq. (MHz) | Ant. Factor (dB/m) | Cable Loss (dB) | AMP factor (dB) | Reading (dBuV) | Emission Level (dBuV/m) | Limits (dBuV/m) | Margin (dB) | Remark |
|-----|-------------|--------------------|-----------------|-----------------|----------------|-------------------------|-----------------|-------------|---------|
| 1 | 5320.000 | 34.08 | 9.69 | 35.30 | 90.88 | 99.35 | 74.00 | -25.35 | Peak |
| 2 | 10640.000 | 38.38 | 13.91 | 35.54 | 34.19 | 50.94 | 54.00 | 3.06 | Average |
| 3 | 10640.000 | 38.38 | 13.91 | 35.54 | 45.79 | 62.54 | 74.00 | 11.46 | Peak |

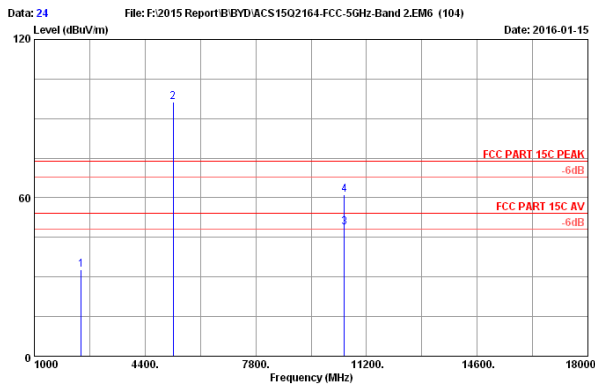
Remarks: 1. Emission Level= Antenna Factor + Cable Loss + Reading - Amp Factor
 2. The emission levels that are 20dB below the official limit are not reported.



Site no. : 3m Chamber Data no. : 23
 Dis. / Ant. : 3m 2015 3115-4877 Ant. pol. : HORIZONTAL
 Limit : FCC PART 15C PEAK
 Env. / Ins. : 22.1°C/52.7%
 Engineer : Alice_yang
 EUT : Notebook
 Power rating : DC 20V From Adapter Input AC 120W/60Hz
 Test Mode : IEEE802.11nHT20 CH52 5260MHz Tx
 RZ09-0164



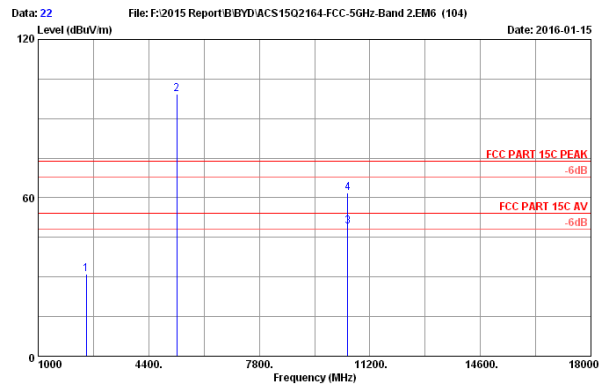
Site no. : 3m Chamber Data no. : 21
 Dis. / Ant. : 3m 2015 3115-4877 Ant. pol. : VERTICAL
 Limit : FCC PART 15C PEAK
 Env. / Ins. : 22.1°C/52.7%
 Engineer : Alice_yang
 EUT : Notebook
 Power rating : DC 20V From Adapter Input AC 120W/60Hz
 Test Mode : IEEE802.11nHT20 CH52 5260MHz Tx
 RZ09-0164



Site no. : 3m Chamber Data no. : 24
 Dis. / Ant. : 3m 2015 3115-4877 Ant. pol. : HORIZONTAL
 Limit : FCC PART 15C PEAK
 Env. / Ins. : 22.1°C/52.7%
 Engineer : Alice_yang
 EUT : Notebook
 Power rating : DC 20V From Adapter Input AC 120W/60Hz
 Test Mode : IEEE802.11nHT20 CH52 5260MHz Tx
 RZ09-0164

| No. | Freq. (MHz) | Ant. Factor (dB/m) | Cable Loss (dB) | AMP factor (dB) | Reading (dBuV) | Emission Level (dBuV/m) | Limits (dBuV/m) | Margin (dB) | Remark |
|-----|-------------|--------------------|-----------------|-----------------|----------------|-------------------------|-----------------|-------------|---------|
| 1 | 2445.000 | 28.33 | 7.39 | 36.60 | 33.78 | 32.90 | 54.00 | 21.10 | Average |
| 2 | 5260.000 | 33.97 | 9.67 | 35.34 | 88.06 | 96.36 | 74.00 | -22.36 | Peak |
| 3 | 10520.000 | 38.31 | 13.83 | 35.57 | 32.20 | 48.77 | 54.00 | 5.23 | Average |
| 4 | 10520.000 | 38.31 | 13.83 | 35.57 | 44.68 | 61.25 | 74.00 | 12.75 | Peak |

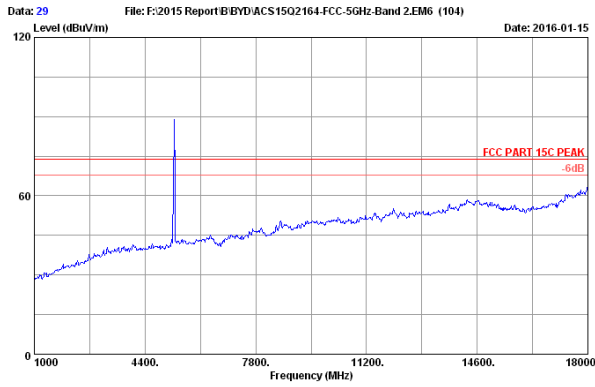
Remarks: 1. Emission Level= Antenna Factor + Cable Loss + Reading - Amp Factor
 2. The emission levels that are 20dB below the official limit are not reported.



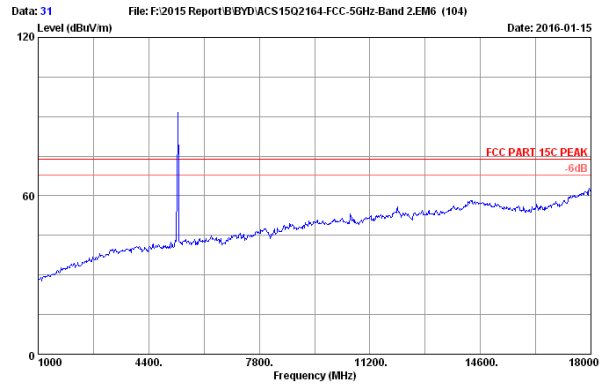
Site no. : 3m Chamber Data no. : 22
 Dis. / Ant. : 3m 2015 3115-4877 Ant. pol. : VERTICAL
 Limit : FCC PART 15C PEAK
 Env. / Ins. : 22.1°C/52.7%
 Engineer : Alice_yang
 EUT : Notebook
 Power rating : DC 20V From Adapter Input AC 120W/60Hz
 Test Mode : IEEE802.11nHT20 CH52 5260MHz Tx
 RZ09-0164

| No. | Freq. (MHz) | Ant. Factor (dB/m) | Cable Loss (dB) | AMP factor (dB) | Reading (dBuV) | Emission Level (dBuV/m) | Limits (dBuV/m) | Margin (dB) | Remark |
|-----|-------------|--------------------|-----------------|-----------------|----------------|-------------------------|-----------------|-------------|---------|
| 1 | 2479.000 | 28.37 | 7.47 | 36.59 | 31.97 | 31.22 | 54.00 | 22.78 | Average |
| 2 | 5260.000 | 33.97 | 9.67 | 35.34 | 90.84 | 99.14 | 74.00 | -25.14 | Peak |
| 3 | 10520.000 | 38.31 | 13.83 | 35.57 | 32.58 | 49.15 | 54.00 | 4.85 | Average |
| 4 | 10520.000 | 38.31 | 13.83 | 35.57 | 45.31 | 61.88 | 74.00 | 12.12 | Peak |

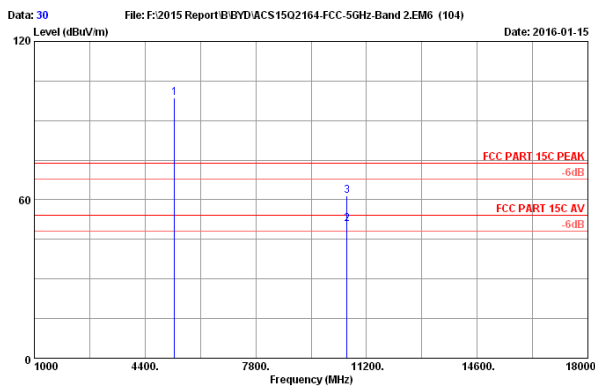
Remarks: 1. Emission Level= Antenna Factor + Cable Loss + Reading - Amp Factor
 2. The emission levels that are 20dB below the official limit are not reported.



Site no. : 3m Chamber Data no. : 29
 Dis. / Ant. : 3m 2015 3115-4877 Ant. pol. : HORIZONTAL
 Limit : FCC PART 15C PEAK
 Env. / Ins. : 22.1°C/52.7%
 Engineer : Alice_yang
 EUT : Notebook
 Power rating : DC 20V From Adapter Input AC 120V/60Hz
 Test Mode : IEEE802.11nHT20 CH60 5300MHz Tx
 RZ09-0164



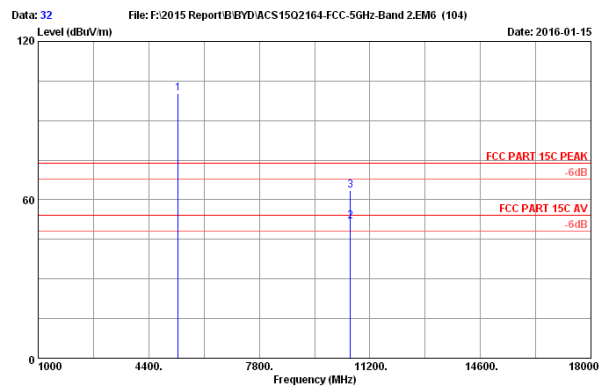
Site no. : 3m Chamber Data no. : 31
 Dis. / Ant. : 3m 2015 3115-4877 Ant. pol. : VERTICAL
 Limit : FCC PART 15C PEAK
 Env. / Ins. : 22.1°C/52.7%
 Engineer : Alice_yang
 EUT : Notebook
 Power rating : DC 20V From Adapter Input AC 120V/60Hz
 Test Mode : IEEE802.11nHT20 CH60 5300MHz Tx
 RZ09-0164



Site no. : 3m Chamber Data no. : 30
 Dis. / Ant. : 3m 2015 3115-4877 Ant. pol. : HORIZONTAL
 Limit : FCC PART 15C PEAK
 Env. / Ins. : 22.1°C/52.7%
 Engineer : Alice_yang
 EUT : Notebook
 Power rating : DC 20V From Adapter Input AC 120V/60Hz
 Test Mode : IEEE802.11nHT20 CH60 5300MHz Tx
 RZ09-0164

| No. | Freq. (MHz) | Ant. Factor (dB/m) | Cable Loss (dB) | AMP factor (dB) | Reading (dBuV) | Emission Level (dBuV/m) | Limits (dBuV/m) | Margin (dB) | Remark |
|-----|-------------|--------------------|-----------------|-----------------|----------------|-------------------------|-----------------|-------------|---------|
| 1 | 5300.000 | 34.04 | 9.68 | 35.32 | 90.36 | 98.76 | 74.00 | -24.76 | Peak |
| 2 | 10600.000 | 38.36 | 13.88 | 35.55 | 34.10 | 50.79 | 54.00 | 3.21 | Average |
| 3 | 10600.000 | 38.36 | 13.88 | 35.55 | 44.81 | 61.50 | 74.00 | 12.50 | Peak |

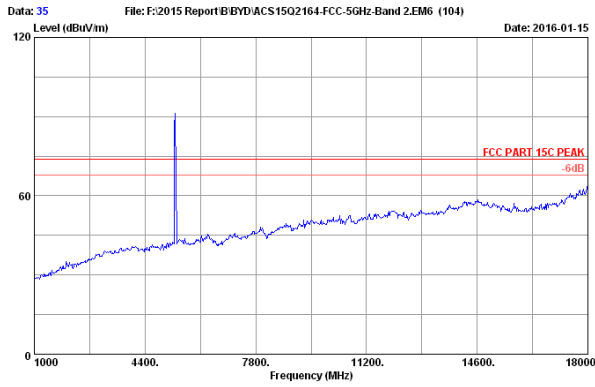
Remarks: 1. Emission Level= Antenna Factor + Cable Loss + Reading - Amp Factor
 2. The emission levels that are 20dB below the official limit are not reported.



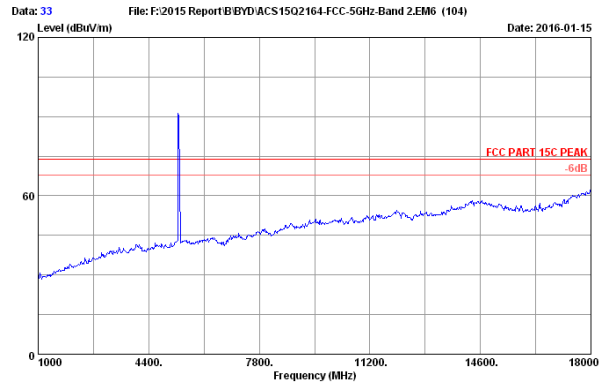
Site no. : 3m Chamber Data no. : 32
 Dis. / Ant. : 3m 2015 3115-4877 Ant. pol. : VERTICAL
 Limit : FCC PART 15C PEAK
 Env. / Ins. : 22.1°C/52.7%
 Engineer : Alice_yang
 EUT : Notebook
 Power rating : DC 20V From Adapter Input AC 120V/60Hz
 Test Mode : IEEE802.11nHT20 CH60 5300MHz Tx
 RZ09-0164

| No. | Freq. (MHz) | Ant. Factor (dB/m) | Cable Loss (dB) | AMP factor (dB) | Reading (dBuV) | Emission Level (dBuV/m) | Limits (dBuV/m) | Margin (dB) | Remark |
|-----|-------------|--------------------|-----------------|-----------------|----------------|-------------------------|-----------------|-------------|---------|
| 1 | 5300.000 | 34.04 | 9.68 | 35.32 | 92.04 | 100.44 | 74.00 | -26.44 | Peak |
| 2 | 10600.000 | 38.36 | 13.88 | 35.55 | 35.12 | 51.61 | 54.00 | 2.19 | Average |
| 3 | 10600.000 | 38.36 | 13.88 | 35.55 | 46.91 | 63.60 | 74.00 | 10.40 | Peak |

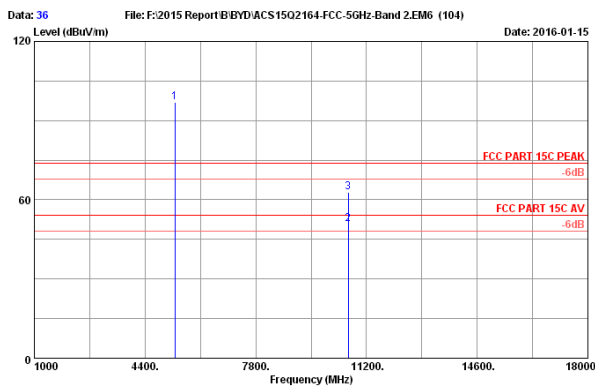
Remarks: 1. Emission Level= Antenna Factor + Cable Loss + Reading - Amp Factor
 2. The emission levels that are 20dB below the official limit are not reported.



Site no. : 3m Chamber Data no. : 35
 Dis. / Ant. : 3m 2015 3115-4877 Ant. pol. : HORIZONTAL
 Limit : FCC PART 15C PEAK
 Env. / Ins. : 22.1°C/52.7%
 Engineer : Alice_yang
 EUT : Notebook
 Power rating : DC 20V From Adapter Input AC 120V/60Hz
 Test Mode : IEEE802.11nHT20 CH64 5320MHz Tx
 RZ09-0164



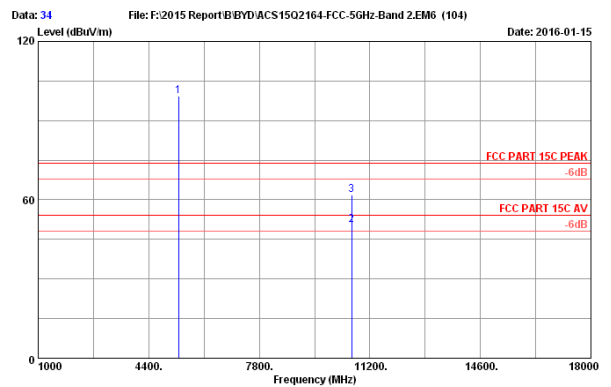
Site no. : 3m Chamber Data no. : 33
 Dis. / Ant. : 3m 2015 3115-4877 Ant. pol. : VERTICAL
 Limit : FCC PART 15C PEAK
 Env. / Ins. : 22.1°C/52.7%
 Engineer : Alice_yang
 EUT : Notebook
 Power rating : DC 20V From Adapter Input AC 120V/60Hz
 Test Mode : IEEE802.11nHT20 CH64 5320MHz Tx
 RZ09-0164



Site no. : 3m Chamber Data no. : 36
 Dis. / Ant. : 3m 2015 3115-4877 Ant. pol. : HORIZONTAL
 Limit : FCC PART 15C PEAK
 Env. / Ins. : 22.1°C/52.7%
 Engineer : Alice_yang
 EUT : Notebook
 Power rating : DC 20V From Adapter Input AC 120V/60Hz
 Test Mode : IEEE802.11nHT20 CH64 5320MHz Tx
 RZ09-0164

| No. | Freq. (MHz) | Ant. Factor (dB/m) | Cable Loss (dB) | AMP factor (dB) | Reading (dBuV) | Emission Level (dBuV/m) | Limits (dBuV/m) | Margin (dB) | Remark |
|-----|-------------|--------------------|-----------------|-----------------|----------------|-------------------------|-----------------|-------------|---------|
| 1 | 5320.000 | 34.08 | 9.69 | 35.30 | 88.60 | 97.07 | 74.00 | -23.07 | Peak |
| 2 | 10640.000 | 38.38 | 13.91 | 35.54 | 34.07 | 50.82 | 54.00 | 3.18 | Average |
| 3 | 10640.000 | 38.38 | 13.91 | 35.54 | 46.19 | 62.94 | 74.00 | 11.06 | Peak |

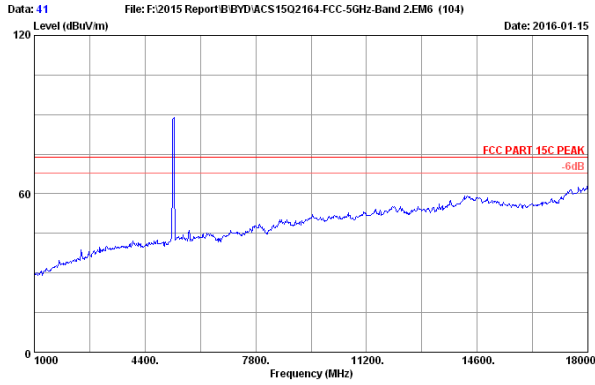
Remarks: 1. Emission Level= Antenna Factor + Cable Loss + Reading - Amp Factor
 2. The emission levels that are 20dB below the official limit are not reported.



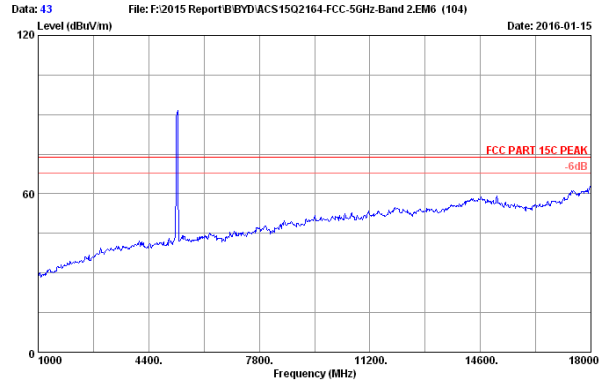
Site no. : 3m Chamber Data no. : 34
 Dis. / Ant. : 3m 2015 3115-4877 Ant. pol. : VERTICAL
 Limit : FCC PART 15C PEAK
 Env. / Ins. : 22.1°C/52.7%
 Engineer : Alice_yang
 EUT : Notebook
 Power rating : DC 20V From Adapter Input AC 120V/60Hz
 Test Mode : IEEE802.11nHT20 CH64 5320MHz Tx
 RZ09-0164

| No. | Freq. (MHz) | Ant. Factor (dB/m) | Cable Loss (dB) | AMP factor (dB) | Reading (dBuV) | Emission Level (dBuV/m) | Limits (dBuV/m) | Margin (dB) | Remark |
|-----|-------------|--------------------|-----------------|-----------------|----------------|-------------------------|-----------------|-------------|---------|
| 1 | 5320.000 | 34.08 | 9.69 | 35.30 | 90.82 | 99.29 | 74.00 | -25.29 | Peak |
| 2 | 10640.000 | 38.38 | 13.91 | 35.54 | 33.58 | 50.33 | 54.00 | 3.67 | Average |
| 3 | 10640.000 | 38.38 | 13.91 | 35.54 | 45.24 | 61.99 | 74.00 | 12.01 | Peak |

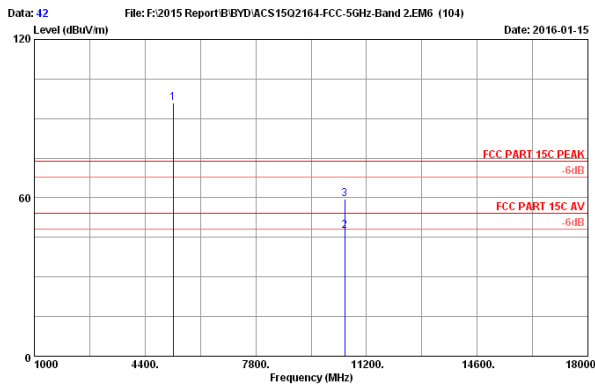
Remarks: 1. Emission Level= Antenna Factor + Cable Loss + Reading - Amp Factor
 2. The emission levels that are 20dB below the official limit are not reported.



Site no. : 3m Chamber Data no. : 41
 Dis. / Ant. : 3m 2015 3115-4877 Ant. pol. : HORIZONTAL
 Limit : FCC PART 15C PEAK
 Env. / Ins. : 22.1°C/52.7%
 Engineer : Alice_yang
 EUT : Notebook
 Power rating : DC 20V From Adapter Input AC 120V/60Hz
 Test Mode : IEEE802.11nHT40 CH54 5270MHz Tx
 RZ09-0164



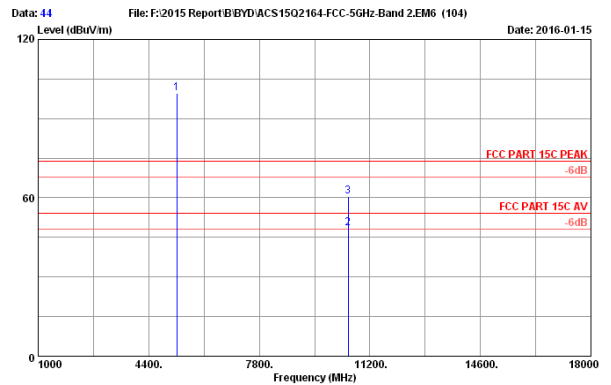
Site no. : 3m Chamber Data no. : 43
 Dis. / Ant. : 3m 2015 3115-4877 Ant. pol. : VERTICAL
 Limit : FCC PART 15C PEAK
 Env. / Ins. : 22.1°C/52.7%
 Engineer : Alice_yang
 EUT : Notebook
 Power rating : DC 20V From Adapter Input AC 120V/60Hz
 Test Mode : IEEE802.11nHT40 CH54 5270MHz Tx
 RZ09-0164



Site no. : 3m Chamber Data no. : 42
 Dis. / Ant. : 3m 2015 3115-4877 Ant. pol. : HORIZONTAL
 Limit : FCC PART 15C PEAK
 Env. / Ins. : 22.1°C/52.7%
 Engineer : Alice_yang
 EUT : Notebook
 Power rating : DC 20V From Adapter Input AC 120V/60Hz
 Test Mode : IEEE802.11nHT40 CH54 5270MHz Tx
 RZ09-0164

| No. | Freq. (MHz) | Ant. Factor (dB/m) | Cable Loss (dB) | AMP factor (dB) | Reading (dBuV) | Emission Level (dBuV/m) | Limits (dBuV/m) | Margin (dB) | Remark |
|-----|-------------|--------------------|-----------------|-----------------|----------------|-------------------------|-----------------|-------------|---------|
| 1 | 5270.000 | 33.99 | 9.68 | 35.33 | 87.71 | 96.05 | 74.00 | -22.05 | Peak |
| 2 | 10540.000 | 38.32 | 13.84 | 35.56 | 30.84 | 47.44 | 54.00 | 6.56 | Average |
| 3 | 10540.000 | 38.32 | 13.84 | 35.56 | 42.91 | 59.51 | 74.00 | 14.49 | Peak |

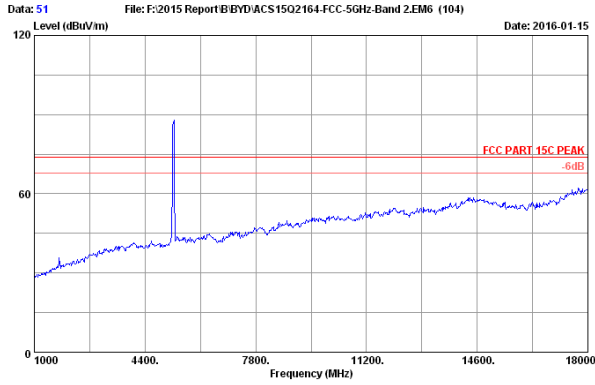
Remarks: 1. Emission Level= Antenna Factor + Cable Loss + Reading - Amp Factor
 2. The emission levels that are 20dB below the official limit are not reported.



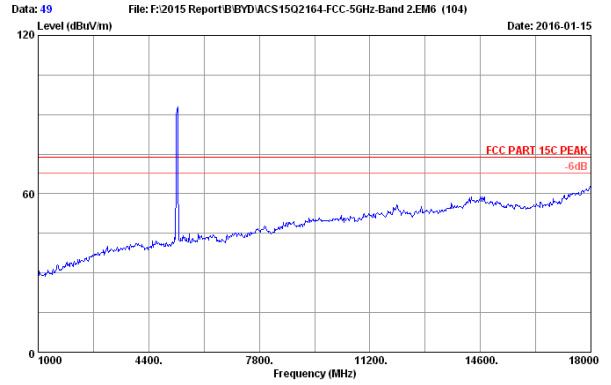
Site no. : 3m Chamber Data no. : 44
 Dis. / Ant. : 3m 2015 3115-4877 Ant. pol. : VERTICAL
 Limit : FCC PART 15C PEAK
 Env. / Ins. : 22.1°C/52.7%
 Engineer : Alice_yang
 EUT : Notebook
 Power rating : DC 20V From Adapter Input AC 120V/60Hz
 Test Mode : IEEE802.11nHT40 CH54 5270MHz Tx
 RZ09-0164

| No. | Freq. (MHz) | Ant. Factor (dB/m) | Cable Loss (dB) | AMP factor (dB) | Reading (dBuV) | Emission Level (dBuV/m) | Limits (dBuV/m) | Margin (dB) | Remark |
|-----|-------------|--------------------|-----------------|-----------------|----------------|-------------------------|-----------------|-------------|---------|
| 1 | 5270.000 | 33.99 | 9.68 | 35.33 | 91.30 | 99.64 | 74.00 | -25.64 | Peak |
| 2 | 10540.000 | 38.32 | 13.84 | 35.56 | 31.82 | 48.42 | 54.00 | 5.58 | Average |
| 3 | 10540.000 | 38.32 | 13.84 | 35.56 | 43.95 | 60.55 | 74.00 | 13.45 | Peak |

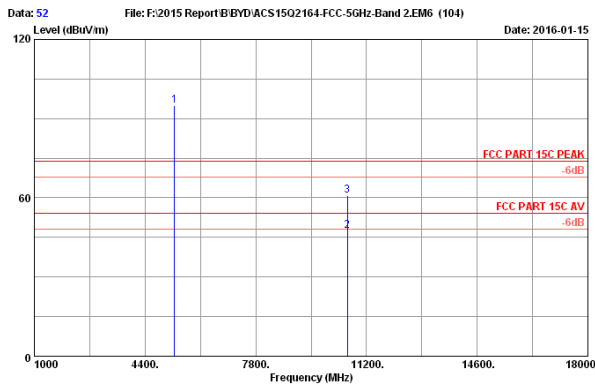
Remarks: 1. Emission Level= Antenna Factor + Cable Loss + Reading - Amp Factor
 2. The emission levels that are 20dB below the official limit are not reported.



Site no. : 3m Chamber Data no. : 51
 Dis. / Ant. : 3m 2015 3115-4877 Ant. pol. : HORIZONTAL
 Limit : FCC PART 15C PEAK
 Env. / Ins. : 22.1°C/52.7%
 Engineer : Alice_yang
 EUT : Notebook
 Power rating : DC 20V From Adapter Input AC 120V/60Hz
 Test Mode : IEEE802.11nHT40 CH62 5310MHz Tx
 RZ09-0164



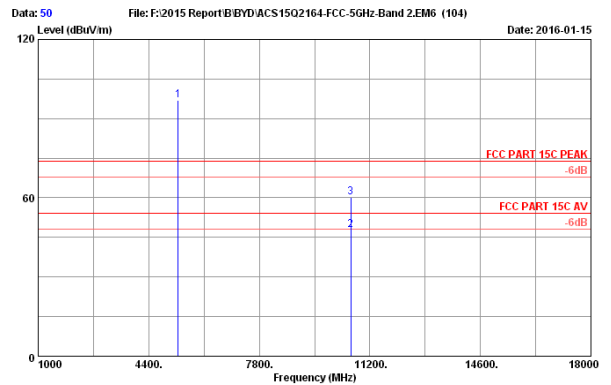
Site no. : 3m Chamber Data no. : 49
 Dis. / Ant. : 3m 2015 3115-4877 Ant. pol. : VERTICAL
 Limit : FCC PART 15C PEAK
 Env. / Ins. : 22.1°C/52.7%
 Engineer : Alice_yang
 EUT : Notebook
 Power rating : DC 20V From Adapter Input AC 120V/60Hz
 Test Mode : IEEE802.11nHT40 CH62 5310MHz Tx
 RZ09-0164



Site no. : 3m Chamber Data no. : 52
 Dis. / Ant. : 3m 2015 3115-4877 Ant. pol. : HORIZONTAL
 Limit : FCC PART 15C PEAK
 Env. / Ins. : 22.1°C/52.7%
 Engineer : Alice_yang
 EUT : Notebook
 Power rating : DC 20V From Adapter Input AC 120V/60Hz
 Test Mode : IEEE802.11nHT40 CH62 5310MHz Tx
 RZ09-0164

| No. | Freq. (MHz) | Ant. Factor (dB/m) | Cable Loss (dB) | AMP factor (dB) | Reading (dBuV) | Emission Level (dBuV/m) | Limits (dBuV/m) | Margin (dB) | Remark |
|-----|-------------|--------------------|-----------------|-----------------|----------------|-------------------------|-----------------|-------------|---------|
| 1 | 5310.000 | 34.06 | 9.69 | 35.32 | 86.66 | 95.09 | 74.00 | -21.09 | Peak |
| 2 | 10620.000 | 38.37 | 13.90 | 35.54 | 30.89 | 47.62 | 54.00 | 6.38 | Average |
| 3 | 10620.000 | 38.37 | 13.90 | 35.54 | 44.20 | 60.93 | 74.00 | 13.07 | Peak |

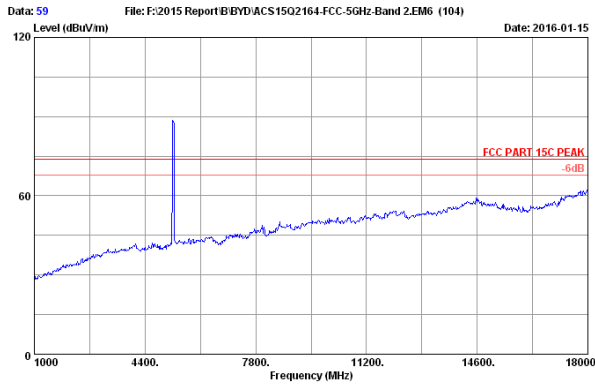
Remarks: 1. Emission Level= Antenna Factor + Cable Loss + Reading - Amp Factor
 2. The emission levels that are 20dB below the official limit are not reported.



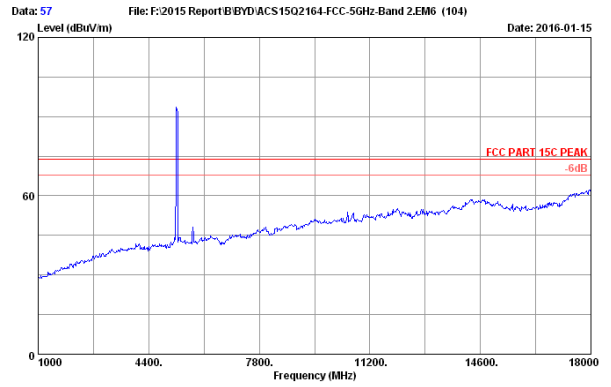
Site no. : 3m Chamber Data no. : 50
 Dis. / Ant. : 3m 2015 3115-4877 Ant. pol. : VERTICAL
 Limit : FCC PART 15C PEAK
 Env. / Ins. : 22.1°C/52.7%
 Engineer : Alice_yang
 EUT : Notebook
 Power rating : DC 20V From Adapter Input AC 120V/60Hz
 Test Mode : IEEE802.11nHT40 CH62 5310MHz Tx
 RZ09-0164

| No. | Freq. (MHz) | Ant. Factor (dB/m) | Cable Loss (dB) | AMP factor (dB) | Reading (dBuV) | Emission Level (dBuV/m) | Limits (dBuV/m) | Margin (dB) | Remark |
|-----|-------------|--------------------|-----------------|-----------------|----------------|-------------------------|-----------------|-------------|---------|
| 1 | 5310.000 | 34.06 | 9.69 | 35.32 | 88.57 | 97.00 | 74.00 | -23.00 | Peak |
| 2 | 10620.000 | 38.37 | 13.90 | 35.54 | 30.95 | 47.68 | 54.00 | 6.32 | Average |
| 3 | 10620.000 | 38.37 | 13.90 | 35.54 | 43.47 | 60.20 | 74.00 | 13.80 | Peak |

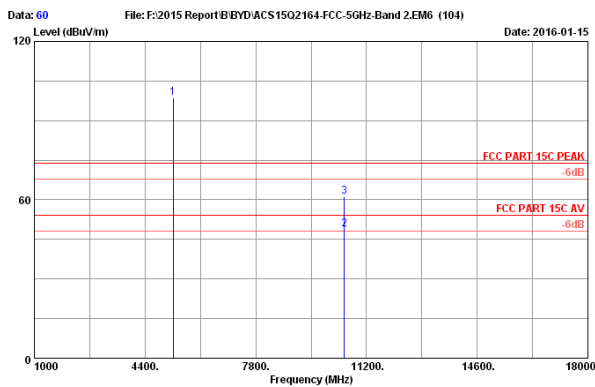
Remarks: 1. Emission Level= Antenna Factor + Cable Loss + Reading - Amp Factor
 2. The emission levels that are 20dB below the official limit are not reported.



Site no. : 3m Chamber Data no. : 59
 Dis. / Ant. : 3m 2015 3115-4877 Ant. pol. : HORIZONTAL
 Limit : FCC PART 15C PEAK
 Env. / Ins. : 22.1°C/52.7%
 Engineer : Alice_yang
 EUT : Notebook
 Power rating : DC 20V From Adapter Input AC 120W/60Hz
 Test Mode : IEEE802.11acVHT20 CH52 5260MHz Tx
 RZ09-0164



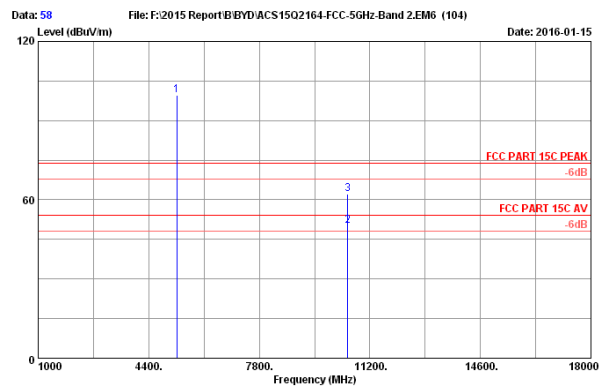
Site no. : 3m Chamber Data no. : 57
 Dis. / Ant. : 3m 2015 3115-4877 Ant. pol. : VERTICAL
 Limit : FCC PART 15C PEAK
 Env. / Ins. : 22.1°C/52.7%
 Engineer : Alice_yang
 EUT : Notebook
 Power rating : DC 20V From Adapter Input AC 120W/60Hz
 Test Mode : IEEE802.11acVHT20 CH52 5260MHz Tx
 RZ09-0164



Site no. : 3m Chamber Data no. : 60
 Dis. / Ant. : 3m 2015 3115-4877 Ant. pol. : HORIZONTAL
 Limit : FCC PART 15C PEAK
 Env. / Ins. : 22.1°C/52.7%
 Engineer : Alice_yang
 EUT : Notebook
 Power rating : DC 20V From Adapter Input AC 120W/60Hz
 Test Mode : IEEE802.11acVHT20 CH52 5260MHz Tx
 RZ09-0164

| No. | Freq. (MHz) | Ant. Factor (dB/m) | Cable Loss (dB) | AMP factor (dB) | Reading (dBuV) | Emission Level (dBuV/m) | Limits (dBuV/m) | Margin (dB) | Remark |
|-----|-------------|--------------------|-----------------|-----------------|----------------|-------------------------|-----------------|-------------|---------|
| 1 | 5260.000 | 33.97 | 9.67 | 35.34 | 90.32 | 98.62 | 74.00 | -24.62 | Peak |
| 2 | 10520.000 | 38.31 | 13.83 | 35.57 | 32.19 | 48.76 | 54.00 | 5.24 | Average |
| 3 | 10520.000 | 38.31 | 13.83 | 35.57 | 44.60 | 61.17 | 74.00 | 12.83 | Peak |

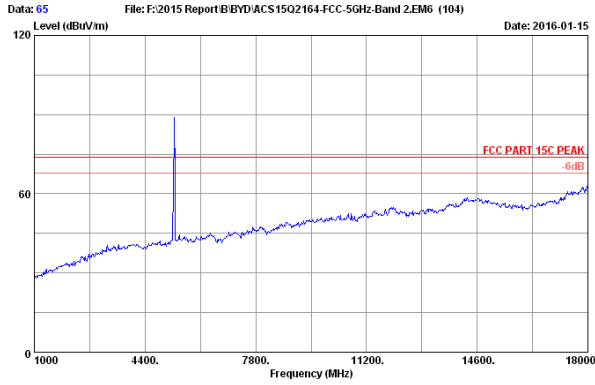
Remarks: 1. Emission Level= Antenna Factor + Cable Loss + Reading - Amp Factor
 2. The emission levels that are 20dB below the official limit are not reported.



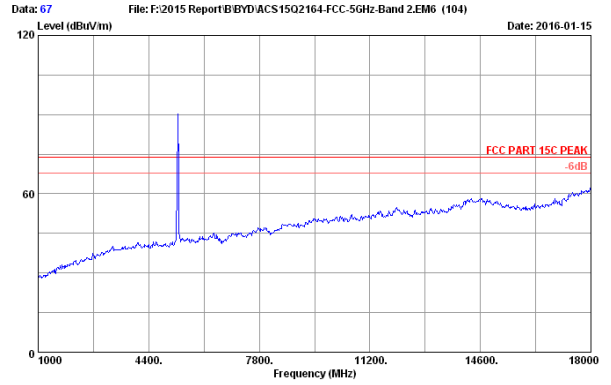
Site no. : 3m Chamber Data no. : 58
 Dis. / Ant. : 3m 2015 3115-4877 Ant. pol. : VERTICAL
 Limit : FCC PART 15C PEAK
 Env. / Ins. : 22.1°C/52.7%
 Engineer : Alice_yang
 EUT : Notebook
 Power rating : DC 20V From Adapter Input AC 120W/60Hz
 Test Mode : IEEE802.11acVHT20 CH52 5260MHz Tx
 RZ09-0164

| No. | Freq. (MHz) | Ant. Factor (dB/m) | Cable Loss (dB) | AMP factor (dB) | Reading (dBuV) | Emission Level (dBuV/m) | Limits (dBuV/m) | Margin (dB) | Remark |
|-----|-------------|--------------------|-----------------|-----------------|----------------|-------------------------|-----------------|-------------|---------|
| 1 | 5260.000 | 33.97 | 9.67 | 35.34 | 91.38 | 99.68 | 74.00 | -25.68 | Peak |
| 2 | 10520.000 | 38.31 | 13.83 | 35.57 | 33.48 | 50.05 | 54.00 | 3.95 | Average |
| 3 | 10520.000 | 38.31 | 13.83 | 35.57 | 45.64 | 62.21 | 74.00 | 11.79 | Peak |

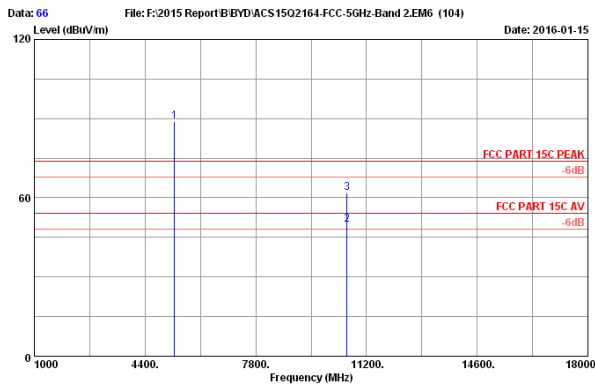
Remarks: 1. Emission Level= Antenna Factor + Cable Loss + Reading - Amp Factor
 2. The emission levels that are 20dB below the official limit are not reported.



Site no. : 3m Chamber Data no. : 65
 Dis. / Ant. : 3m 2015 3115-4877 Ant. pol. : HORIZONTAL
 Limit : FCC PART 15C PEAK
 Env. / Ins. : 22.1°C/52.7%
 Engineer : Alice_yang
 EUT : Notebook
 Power rating : DC 20V From Adapter Input AC 120V/60Hz
 Test Mode : IEEE802.11acVHT20 CH60 5300MHz Tx
 RZ09-0164



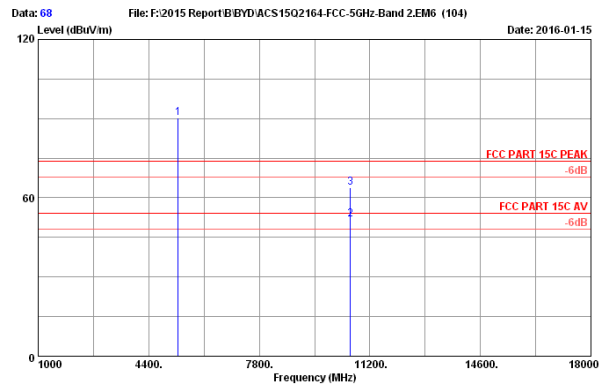
Site no. : 3m Chamber Data no. : 67
 Dis. / Ant. : 3m 2015 3115-4877 Ant. pol. : VERTICAL
 Limit : FCC PART 15C PEAK
 Env. / Ins. : 22.1°C/52.7%
 Engineer : Alice_yang
 EUT : Notebook
 Power rating : DC 20V From Adapter Input AC 120V/60Hz
 Test Mode : IEEE802.11acVHT20 CH60 5300MHz Tx
 RZ09-0164



Site no. : 3m Chamber Data no. : 66
 Dis. / Ant. : 3m 2015 3115-4877 Ant. pol. : HORIZONTAL
 Limit : FCC PART 15C PEAK
 Env. / Ins. : 22.1°C/52.7%
 Engineer : Alice_yang
 EUT : Notebook
 Power rating : DC 20V From Adapter Input AC 120V/60Hz
 Test Mode : IEEE802.11acVHT20 CH60 5300MHz Tx
 RZ09-0164

| No. | Freq. (MHz) | Ant. Factor (dB/m) | Cable Loss (dB) | AMP factor (dB) | Reading (dBuV) | Emission Level (dBuV/m) | Limits (dBuV/m) | Margin (dB) | Remark |
|-----|-------------|--------------------|-----------------|-----------------|----------------|-------------------------|-----------------|-------------|---------|
| 1 | 5300.000 | 34.04 | 9.68 | 35.32 | 80.39 | 88.79 | 74.00 | -14.79 | Peak |
| 2 | 10600.000 | 38.36 | 13.88 | 35.55 | 33.25 | 49.94 | 54.00 | 4.06 | Average |
| 3 | 10600.000 | 38.36 | 13.88 | 35.55 | 45.12 | 61.81 | 74.00 | 12.19 | Peak |

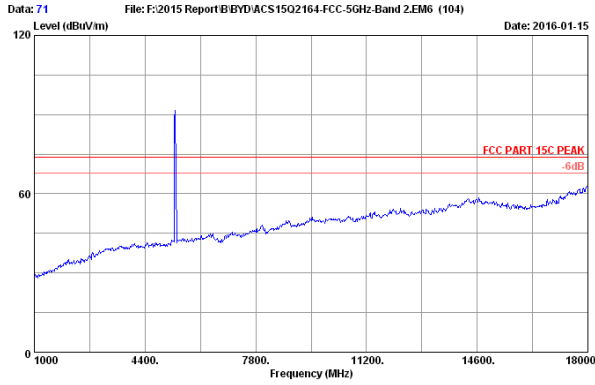
Remarks: 1. Emission Level= Antenna Factor + Cable Loss + Reading - Amp Factor
 2. The emission levels that are 20dB below the official limit are not reported.



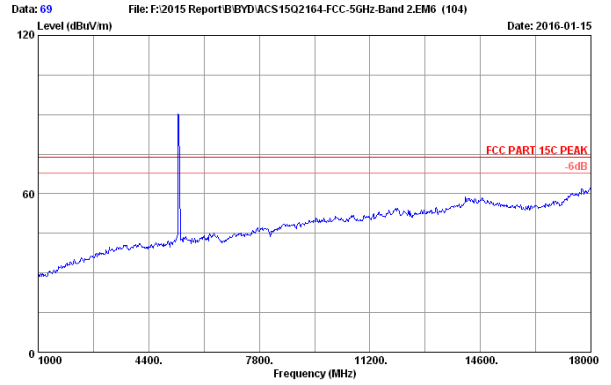
Site no. : 3m Chamber Data no. : 68
 Dis. / Ant. : 3m 2015 3115-4877 Ant. pol. : VERTICAL
 Limit : FCC PART 15C PEAK
 Env. / Ins. : 22.1°C/52.7%
 Engineer : Alice_yang
 EUT : Notebook
 Power rating : DC 20V From Adapter Input AC 120V/60Hz
 Test Mode : IEEE802.11acVHT20 CH60 5300MHz Tx
 RZ09-0164

| No. | Freq. (MHz) | Ant. Factor (dB/m) | Cable Loss (dB) | AMP factor (dB) | Reading (dBuV) | Emission Level (dBuV/m) | Limits (dBuV/m) | Margin (dB) | Remark |
|-----|-------------|--------------------|-----------------|-----------------|----------------|-------------------------|-----------------|-------------|---------|
| 1 | 5300.000 | 34.04 | 9.68 | 35.32 | 81.93 | 90.33 | 74.00 | -16.33 | Peak |
| 2 | 10600.000 | 38.36 | 13.88 | 35.55 | 35.08 | 51.77 | 54.00 | 2.23 | Average |
| 3 | 10600.000 | 38.36 | 13.88 | 35.55 | 47.08 | 63.77 | 74.00 | 10.23 | Peak |

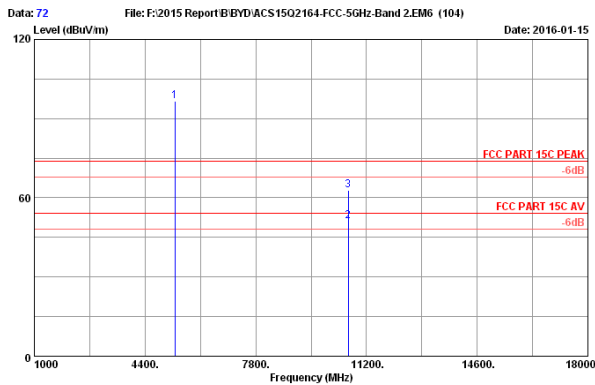
Remarks: 1. Emission Level= Antenna Factor + Cable Loss + Reading - Amp Factor
 2. The emission levels that are 20dB below the official limit are not reported.



Site no. : 3m Chamber Data no. : 71
 Dis. / Ant. : 3m 2015 3115-4877 Ant. pol. : HORIZONTAL
 Limit : FCC PART 15C PEAK
 Env. / Ins. : 22.1°C/52.7%
 Engineer : Alice_yang
 EUT : Notebook
 Power rating : DC 20V From Adapter Input AC 120V/60Hz
 Test Mode : IEEE802.11acVHT20 CH64 5320MHz Tx
 RZ09-0164



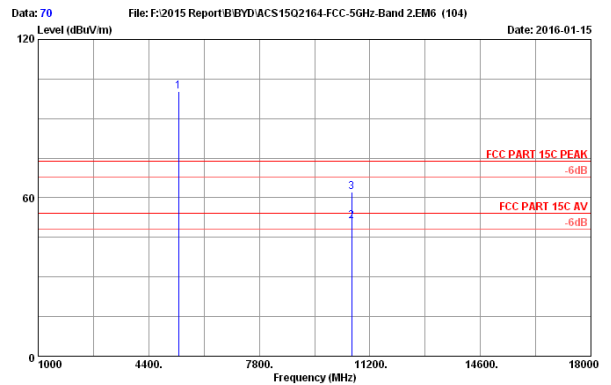
Site no. : 3m Chamber Data no. : 69
 Dis. / Ant. : 3m 2015 3115-4877 Ant. pol. : VERTICAL
 Limit : FCC PART 15C PEAK
 Env. / Ins. : 22.1°C/52.7%
 Engineer : Alice_yang
 EUT : Notebook
 Power rating : DC 20V From Adapter Input AC 120V/60Hz
 Test Mode : IEEE802.11acVHT20 CH64 5320MHz Tx
 RZ09-0164



Site no. : 3m Chamber Data no. : 72
 Dis. / Ant. : 3m 2015 3115-4877 Ant. pol. : HORIZONTAL
 Limit : FCC PART 15C PEAK
 Env. / Ins. : 22.1°C/52.7%
 Engineer : Alice_yang
 EUT : Notebook
 Power rating : DC 20V From Adapter Input AC 120V/60Hz
 Test Mode : IEEE802.11acVHT20 CH64 5320MHz Tx
 RZ09-0164

| No. | Freq. (MHz) | Ant. Factor (dB/m) | Cable Loss (dB) | AMP factor (dB) | Reading (dBuV) | Emission Level (dBuV/m) | Limits (dBuV/m) | Margin (dB) | Remark |
|-----|-------------|--------------------|-----------------|-----------------|----------------|-------------------------|-----------------|-------------|---------|
| 1 | 5320.000 | 34.08 | 9.69 | 35.30 | 88.16 | 96.63 | 74.00 | -22.63 | Peak |
| 2 | 10640.000 | 38.38 | 13.91 | 35.54 | 34.23 | 50.98 | 54.00 | 3.02 | Average |
| 3 | 10640.000 | 38.38 | 13.91 | 35.54 | 46.22 | 62.97 | 74.00 | 11.03 | Peak |

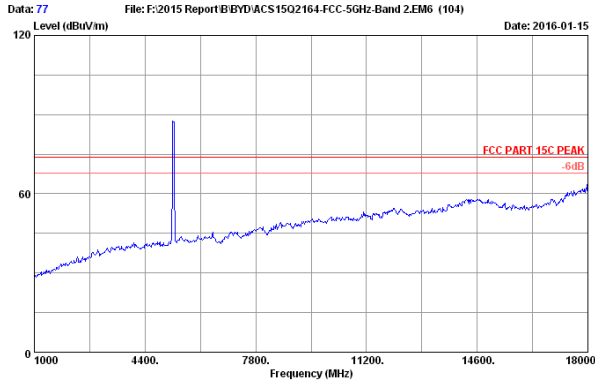
Remarks: 1. Emission Level= Antenna Factor + Cable Loss + Reading - Amp Factor
 2. The emission levels that are 20dB below the official limit are not reported.



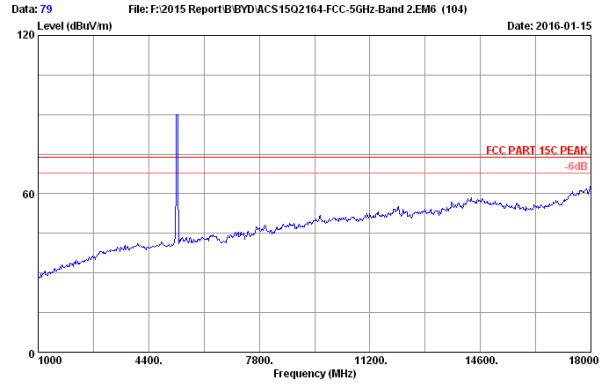
Site no. : 3m Chamber Data no. : 70
 Dis. / Ant. : 3m 2015 3115-4877 Ant. pol. : VERTICAL
 Limit : FCC PART 15C PEAK
 Env. / Ins. : 22.1°C/52.7%
 Engineer : Alice_yang
 EUT : Notebook
 Power rating : DC 20V From Adapter Input AC 120V/60Hz
 Test Mode : IEEE802.11acVHT20 CH64 5320MHz Tx
 RZ09-0164

| No. | Freq. (MHz) | Ant. Factor (dB/m) | Cable Loss (dB) | AMP factor (dB) | Reading (dBuV) | Emission Level (dBuV/m) | Limits (dBuV/m) | Margin (dB) | Remark |
|-----|-------------|--------------------|-----------------|-----------------|----------------|-------------------------|-----------------|-------------|---------|
| 1 | 5320.000 | 34.08 | 9.69 | 35.30 | 91.77 | 100.24 | 74.00 | -26.24 | Peak |
| 2 | 10640.000 | 38.38 | 13.91 | 35.54 | 34.53 | 51.28 | 54.00 | 2.72 | Average |
| 3 | 10640.000 | 38.38 | 13.91 | 35.54 | 45.38 | 62.13 | 74.00 | 11.87 | Peak |

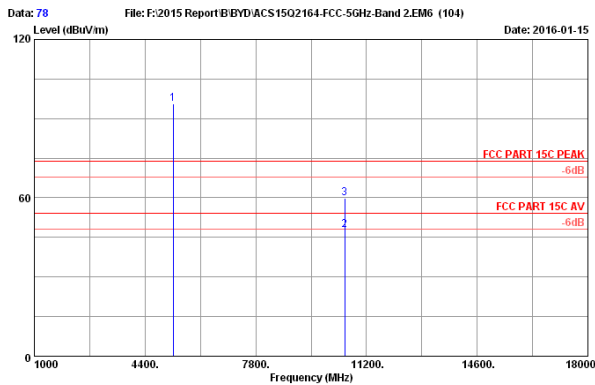
Remarks: 1. Emission Level= Antenna Factor + Cable Loss + Reading - Amp Factor
 2. The emission levels that are 20dB below the official limit are not reported.



Site no. : 3m Chamber Data no. : 77
 Dis. / Ant. : 3m 2015 3115-4877 Ant. pol. : HORIZONTAL
 Limit : FCC PART 15C PEAK
 Env. / Ins. : 22.1°C/52.7%
 Engineer : Alice_yang
 EUT : Notebook
 Power rating : DC 20V From Adapter Input AC 120V/60Hz
 Test Mode : IEEE802.11acVHT40 CH54 5270MHz Tx
 RZ09-0164



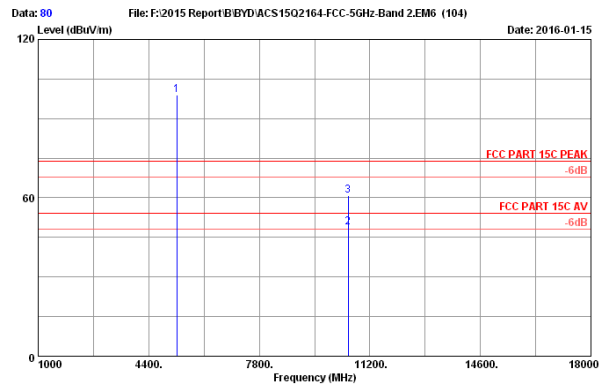
Site no. : 3m Chamber Data no. : 79
 Dis. / Ant. : 3m 2015 3115-4877 Ant. pol. : VERTICAL
 Limit : FCC PART 15C PEAK
 Env. / Ins. : 22.1°C/52.7%
 Engineer : Alice_yang
 EUT : Notebook
 Power rating : DC 20V From Adapter Input AC 120V/60Hz
 Test Mode : IEEE802.11acVHT40 CH54 5270MHz Tx
 RZ09-0164



Site no. : 3m Chamber Data no. : 78
 Dis. / Ant. : 3m 2015 3115-4877 Ant. pol. : HORIZONTAL
 Limit : FCC PART 15C PEAK
 Env. / Ins. : 22.1°C/52.7%
 Engineer : Alice_yang
 EUT : Notebook
 Power rating : DC 20V From Adapter Input AC 120V/60Hz
 Test Mode : IEEE802.11acVHT40 CH54 5270MHz Tx
 RZ09-0164

| No. | Freq. (MHz) | Ant. Factor (dB/m) | Cable Loss (dB) | AMP factor (dB) | Reading (dBuV) | Emission Level (dBuV/m) | Limits (dBuV/m) | Margin (dB) | Remark |
|-----|-------------|--------------------|-----------------|-----------------|----------------|-------------------------|-----------------|-------------|---------|
| 1 | 5270.000 | 33.99 | 9.68 | 35.33 | 87.15 | 95.49 | 74.00 | -21.49 | Peak |
| 2 | 10540.000 | 38.32 | 13.84 | 35.56 | 31.05 | 47.65 | 54.00 | 6.35 | Average |
| 3 | 10540.000 | 38.32 | 13.84 | 35.56 | 43.12 | 59.72 | 74.00 | 14.28 | Peak |

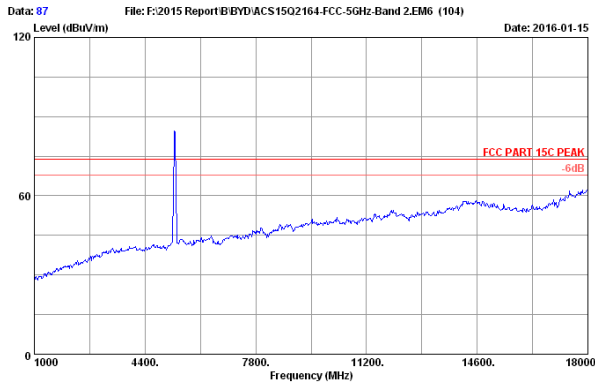
Remarks: 1. Emission Level= Antenna Factor + Cable Loss + Reading - Amp Factor
 2. The emission levels that are 20dB below the official limit are not reported.



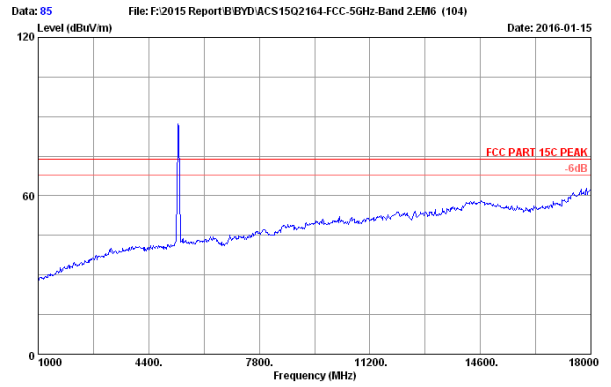
Site no. : 3m Chamber Data no. : 80
 Dis. / Ant. : 3m 2015 3115-4877 Ant. pol. : VERTICAL
 Limit : FCC PART 15C PEAK
 Env. / Ins. : 22.1°C/52.7%
 Engineer : Alice_yang
 EUT : Notebook
 Power rating : DC 20V From Adapter Input AC 120V/60Hz
 Test Mode : IEEE802.11acVHT40 CH54 5270MHz Tx
 RZ09-0164

| No. | Freq. (MHz) | Ant. Factor (dB/m) | Cable Loss (dB) | AMP factor (dB) | Reading (dBuV) | Emission Level (dBuV/m) | Limits (dBuV/m) | Margin (dB) | Remark |
|-----|-------------|--------------------|-----------------|-----------------|----------------|-------------------------|-----------------|-------------|---------|
| 1 | 5270.000 | 33.99 | 9.68 | 35.33 | 90.66 | 99.00 | 74.00 | -25.00 | Peak |
| 2 | 10540.000 | 38.32 | 13.84 | 35.56 | 32.14 | 48.74 | 54.00 | 5.26 | Average |
| 3 | 10540.000 | 38.32 | 13.84 | 35.56 | 44.21 | 60.81 | 74.00 | 13.19 | Peak |

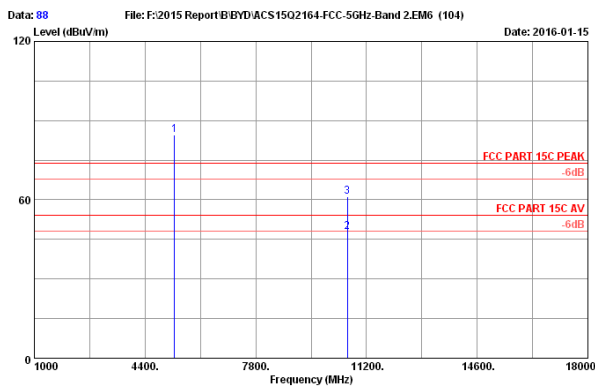
Remarks: 1. Emission Level= Antenna Factor + Cable Loss + Reading - Amp Factor
 2. The emission levels that are 20dB below the official limit are not reported.



Site no. : 3m Chamber Data no. : 87
 Dis. / Ant. : 3m 2015 3115-4877 Ant. pol. : HORIZONTAL
 Limit : FCC PART 15C PEAK
 Env. / Ins. : 22.1°C/52.7%
 Engineer : Alice_yang
 EUT : Notebook
 Power rating : DC 20V From Adapter Input AC 120V/60Hz
 Test Mode : IEEE802.11acVHT40 CH62 5310MHz Tx
 RZ09-0164



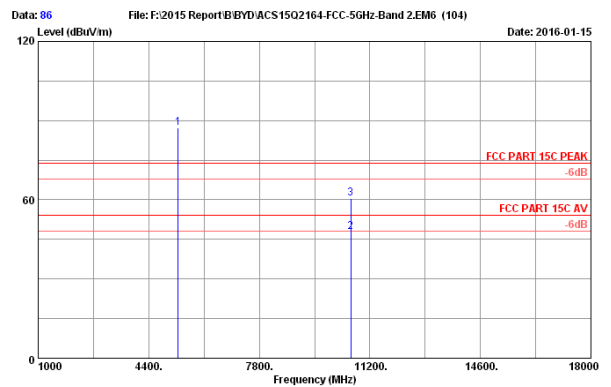
Site no. : 3m Chamber Data no. : 85
 Dis. / Ant. : 3m 2015 3115-4877 Ant. pol. : VERTICAL
 Limit : FCC PART 15C PEAK
 Env. / Ins. : 22.1°C/52.7%
 Engineer : Alice_yang
 EUT : Notebook
 Power rating : DC 20V From Adapter Input AC 120V/60Hz
 Test Mode : IEEE802.11acVHT40 CH62 5310MHz Tx
 RZ09-0164



Site no. : 3m Chamber Data no. : 88
 Dis. / Ant. : 3m 2015 3115-4877 Ant. pol. : HORIZONTAL
 Limit : FCC PART 15C PEAK
 Env. / Ins. : 22.1°C/52.7%
 Engineer : Alice_yang
 EUT : Notebook
 Power rating : DC 20V From Adapter Input AC 120V/60Hz
 Test Mode : IEEE802.11acVHT40 CH62 5310MHz Tx
 RZ09-0164

| No. | Freq. (MHz) | Ant. Factor (dB/m) | Cable Loss (dB) | AMP factor (dB) | Reading (dBuV) | Emission Level (dBuV/m) | Limits (dBuV/m) | Margin (dB) | Remark |
|-----|-------------|--------------------|-----------------|-----------------|----------------|-------------------------|-----------------|-------------|---------|
| 1 | 5310.000 | 34.06 | 9.69 | 35.32 | 76.22 | 84.65 | 74.00 | -10.65 | Peak |
| 2 | 10620.000 | 38.37 | 13.90 | 35.54 | 31.20 | 47.93 | 54.00 | 6.07 | Average |
| 3 | 10620.000 | 38.37 | 13.90 | 35.54 | 44.37 | 61.10 | 74.00 | 12.90 | Peak |

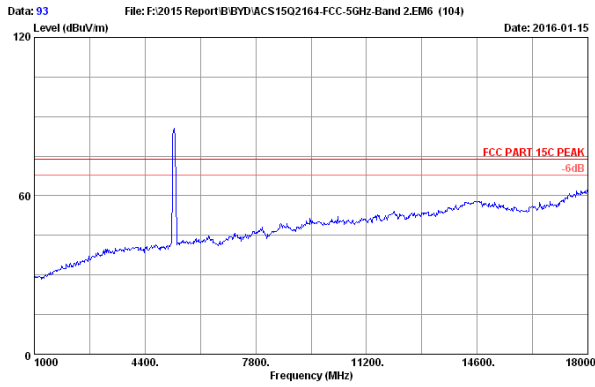
Remarks: 1. Emission Level= Antenna Factor + Cable Loss + Reading - Amp Factor
 2. The emission levels that are 20dB below the official limit are not reported.



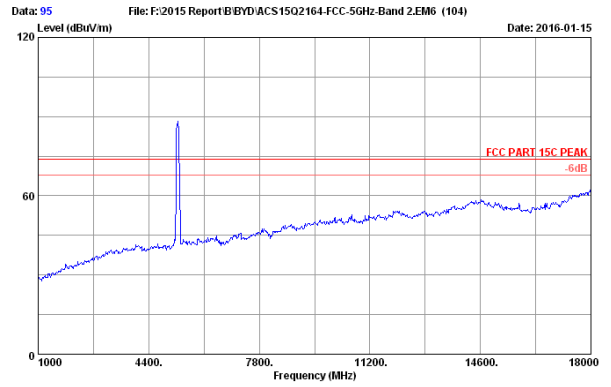
Site no. : 3m Chamber Data no. : 86
 Dis. / Ant. : 3m 2015 3115-4877 Ant. pol. : VERTICAL
 Limit : FCC PART 15C PEAK
 Env. / Ins. : 22.1°C/52.7%
 Engineer : Alice_yang
 EUT : Notebook
 Power rating : DC 20V From Adapter Input AC 120V/60Hz
 Test Mode : IEEE802.11acVHT40 CH62 5310MHz Tx
 RZ09-0164

| No. | Freq. (MHz) | Ant. Factor (dB/m) | Cable Loss (dB) | AMP factor (dB) | Reading (dBuV) | Emission Level (dBuV/m) | Limits (dBuV/m) | Margin (dB) | Remark |
|-----|-------------|--------------------|-----------------|-----------------|----------------|-------------------------|-----------------|-------------|---------|
| 1 | 5310.000 | 34.06 | 9.69 | 35.32 | 78.87 | 87.30 | 74.00 | -13.30 | Peak |
| 2 | 10620.000 | 38.37 | 13.90 | 35.54 | 31.16 | 47.89 | 54.00 | 6.11 | Average |
| 3 | 10620.000 | 38.37 | 13.90 | 35.54 | 48.68 | 60.41 | 74.00 | 13.59 | Peak |

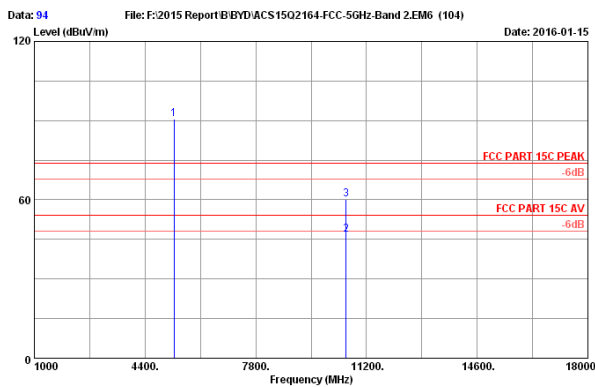
Remarks: 1. Emission Level= Antenna Factor + Cable Loss + Reading - Amp Factor
 2. The emission levels that are 20dB below the official limit are not reported.



Site no. : 3m Chamber Data no. : 93
 Dis. / Ant. : 3m 2015 3115-4877 Ant. pol. : HORIZONTAL
 Limit : FCC PART 15C PEAK
 Env. / Ins. : 22.1°C/52.7%
 Engineer : Alice_yang
 EUT : Notebook
 Power rating : DC 20V From Adapter Input AC 120V/60Hz
 Test Mode : IEEE802.11acVHT80 CH58 5290MHz Tx
 RZ09-0184



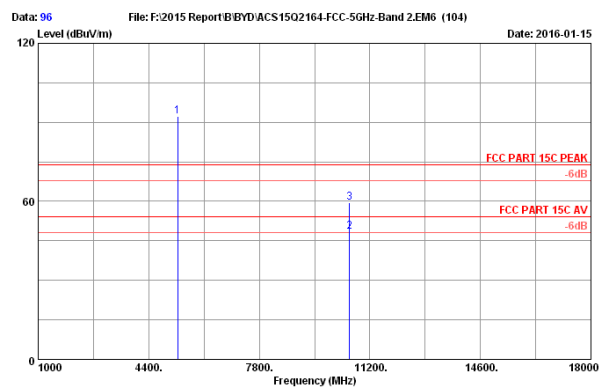
Site no. : 3m Chamber Data no. : 95
 Dis. / Ant. : 3m 2015 3115-4877 Ant. pol. : VERTICAL
 Limit : FCC PART 15C PEAK
 Env. / Ins. : 22.1°C/52.7%
 Engineer : Alice_yang
 EUT : Notebook
 Power rating : DC 20V From Adapter Input AC 120V/60Hz
 Test Mode : IEEE802.11acVHT80 CH58 5290MHz Tx
 RZ09-0184



Site no. : 3m Chamber Data no. : 94
 Dis. / Ant. : 3m 2015 3115-4877 Ant. pol. : HORIZONTAL
 Limit : FCC PART 15C PEAK
 Env. / Ins. : 22.1°C/52.7%
 Engineer : Alice_yang
 EUT : Notebook
 Power rating : DC 20V From Adapter Input AC 120V/60Hz
 Test Mode : IEEE802.11acVHT80 CH58 5290MHz Tx
 RZ09-0184

| No. | Freq. (MHz) | Ant. Factor (dB/m) | Cable Loss (dB) | AMP factor (dB) | Reading (dBuV) | Emission Level (dBuV/m) | Limits (dBuV/m) | Margin (dB) | Remark |
|-----|-------------|--------------------|-----------------|-----------------|----------------|-------------------------|-----------------|-------------|---------|
| 1 | 5290.000 | 34.02 | 9.68 | 35.32 | 82.27 | 90.65 | 74.00 | -16.65 | Peak |
| 2 | 10580.000 | 38.35 | 13.87 | 35.56 | 30.17 | 46.83 | 54.00 | 7.17 | Average |
| 3 | 10580.000 | 38.35 | 13.87 | 35.56 | 43.67 | 60.33 | 74.00 | 13.67 | Peak |

Remarks: 1. Emission Level= Antenna Factor + Cable Loss + Reading - Amp Factor
 2. The emission levels that are 20dB below the official limit are not reported.

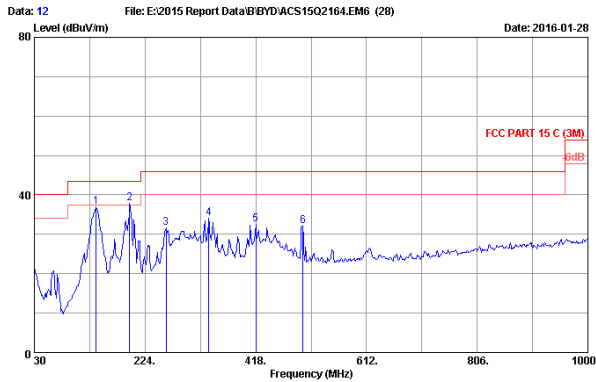


Site no. : 3m Chamber Data no. : 96
 Dis. / Ant. : 3m 2015 3115-4877 Ant. pol. : VERTICAL
 Limit : FCC PART 15C PEAK
 Env. / Ins. : 22.1°C/52.7%
 Engineer : Alice_yang
 EUT : Notebook
 Power rating : DC 20V From Adapter Input AC 120V/60Hz
 Test Mode : IEEE802.11acVHT80 CH58 5290MHz Tx
 RZ09-0184

| No. | Freq. (MHz) | Ant. Factor (dB/m) | Cable Loss (dB) | AMP factor (dB) | Reading (dBuV) | Emission Level (dBuV/m) | Limits (dBuV/m) | Margin (dB) | Remark |
|-----|-------------|--------------------|-----------------|-----------------|----------------|-------------------------|-----------------|-------------|---------|
| 1 | 5290.000 | 34.02 | 9.68 | 35.32 | 83.98 | 92.36 | 74.00 | -18.36 | Peak |
| 2 | 10580.000 | 38.35 | 13.87 | 35.56 | 31.95 | 48.61 | 54.00 | 5.39 | Average |
| 3 | 10580.000 | 38.35 | 13.87 | 35.56 | 42.83 | 59.49 | 74.00 | 14.51 | Peak |

Remarks: 1. Emission Level= Antenna Factor + Cable Loss + Reading - Amp Factor
 2. The emission levels that are 20dB below the official limit are not reported.

**5500-5700MHz Band:
Frequency: 30MHz~1GHz**

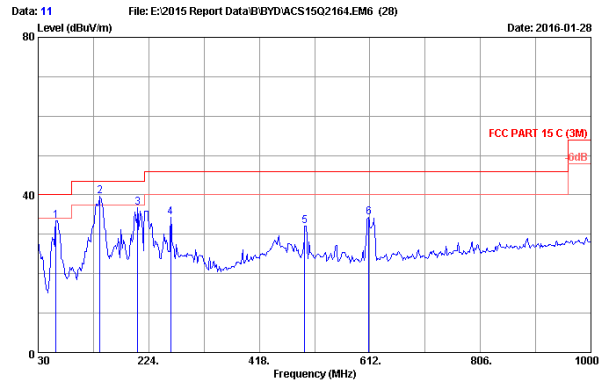


Data: 12 File: E:\2015 Report Data\BYD\ACS1502164.EM6 (28) Date: 2016-01-28

Site no. : 3m Chamber Data no. : 12
 Dis. / Ant. : 3m 2015 CBL6112D 35375 Ant. pol. : HORIZONTAL
 Limit : FCC PART 15 C (3M)
 Env. / Ins. : 22.1°C/50% Engineer : Brown
 EUT : Notebook M/N: R209-0184
 Power Rating : DC 20V From Adapter Input AC 120V/60Hz
 Test Mode : TX Mode

| No. | Freq. (MHz) | Ant. Factor (dB/m) | Cable Loss (dB) | Reading (dBuV) | Emission Level (dBuV/m) | Limits (dBuV/m) | Margin (dB) | Remark |
|-----|-------------|--------------------|-----------------|----------------|-------------------------|-----------------|-------------|--------|
| 1 | 138.640 | 12.24 | 1.27 | 23.47 | 36.98 | 43.50 | 6.52 | QP |
| 2 | 196.840 | 10.44 | 1.49 | 26.01 | 37.94 | 43.50 | 5.56 | QP |
| 3 | 260.860 | 14.94 | 1.73 | 15.97 | 31.64 | 46.00 | 14.36 | QP |
| 4 | 335.550 | 15.01 | 2.01 | 17.14 | 34.16 | 46.00 | 11.84 | QP |
| 5 | 418.000 | 17.04 | 2.27 | 13.14 | 32.45 | 46.00 | 13.55 | QP |
| 6 | 500.450 | 18.40 | 2.51 | 11.24 | 32.15 | 46.00 | 13.85 | QP |

Remarks: 1. Emission Level= Antenna Factor + Cable Loss + Reading.
 2. The emission levels that are 20dB below the official limit are not reported.



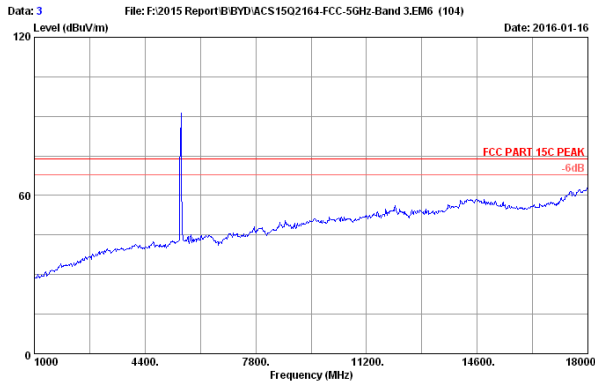
Data: 11 File: E:\2015 Report Data\BYD\ACS1502164.EM6 (28) Date: 2016-01-28

Site no. : 3m Chamber Data no. : 11
 Dis. / Ant. : 3m 2015 CBL6112D 35375 Ant. pol. : VERTICAL
 Limit : FCC PART 15 C (3M)
 Env. / Ins. : 22.1°C/50% Engineer : Brown
 EUT : Notebook M/N: R209-0184
 Power Rating : DC 20V From Adapter Input AC 120V/60Hz
 Test Mode : TX Mode

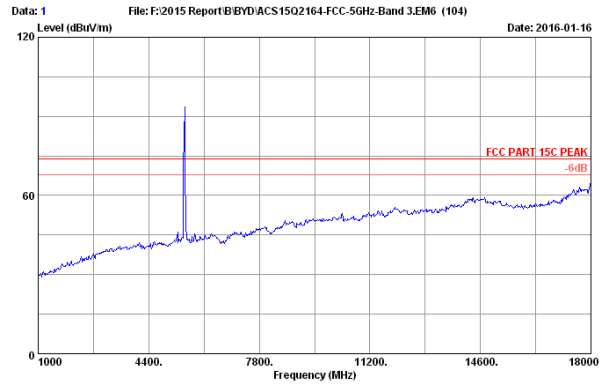
| No. | Freq. (MHz) | Ant. Factor (dB/m) | Cable Loss (dB) | Reading (dBuV) | Emission Level (dBuV/m) | Limits (dBuV/m) | Margin (dB) | Remark |
|-----|-------------|--------------------|-----------------|----------------|-------------------------|-----------------|-------------|--------|
| 1 | 61.040 | 6.80 | 0.89 | 25.84 | 33.53 | 40.00 | 6.47 | QP |
| 2 | 138.640 | 12.24 | 1.27 | 26.13 | 39.64 | 43.50 | 3.86 | QP |
| 3 | 204.600 | 10.90 | 1.51 | 24.40 | 36.61 | 43.50 | 6.89 | QP |
| 4 | 262.800 | 14.36 | 1.76 | 18.14 | 34.26 | 46.00 | 11.74 | QP |
| 5 | 497.540 | 18.33 | 2.51 | 11.28 | 32.12 | 46.00 | 13.88 | QP |
| 6 | 610.060 | 19.50 | 2.79 | 12.13 | 34.42 | 46.00 | 11.58 | QP |

Remarks: 1. Emission Level= Antenna Factor + Cable Loss + Reading.
 2. The emission levels that are 20dB below the official limit are not reported.

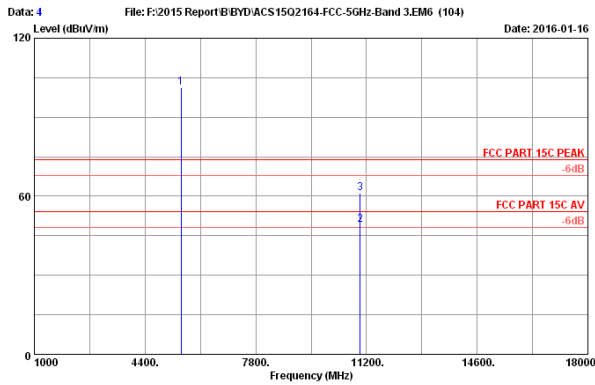
Frequency: 1GHz~18GHz



Site no. : 3m Chamber Data no. : 3
 Dis. / Ant. : 3m 2015 3115-4877 Ant. pol. : HORIZONTAL
 Limit : FCC PART 15C PEAK
 Env. / Ins. : 22.4°C/53.1%
 Engineer : Alice_yang
 EUT : Notebook
 Power rating : DC 20V From Adapter Input AC 120V/60Hz
 Test Mode : IEEE802.11a CH100 5500MHz Tx
 RZ09-0184



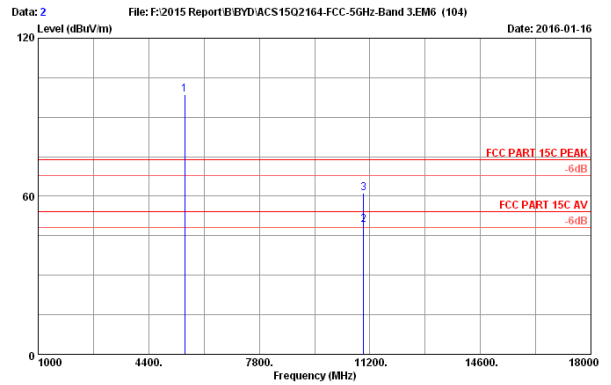
Site no. : 3m Chamber Data no. : 1
 Dis. / Ant. : 3m 2015 3115-4877 Ant. pol. : VERTICAL
 Limit : FCC PART 15C PEAK
 Env. / Ins. : 22.4°C/53.1%
 Engineer : Alice_yang
 EUT : Notebook
 Power rating : DC 20V From Adapter Input AC 120V/60Hz
 Test Mode : IEEE802.11a CH100 5500MHz Tx
 RZ09-0184



Site no. : 3m Chamber Data no. : 4
 Dis. / Ant. : 3m 2015 3115-4877 Ant. pol. : HORIZONTAL
 Limit : FCC PART 15C PEAK
 Env. / Ins. : 22.4°C/53.1%
 Engineer : Alice_yang
 EUT : Notebook
 Power rating : DC 20V From Adapter Input AC 120V/60Hz
 Test Mode : IEEE802.11a CH100 5500MHz Tx
 RZ09-0184

| No. | Freq. (MHz) | Ant. Factor (dB/m) | Cable Loss (dB) | AMP factor (dB) | Emission | | | Margin | Remark |
|-----|-------------|--------------------|-----------------|-----------------|----------------|----------------|-----------------|--------|---------|
| | | | | | Reading (dBuV) | Level (dBuV/m) | Limits (dBuV/m) | | |
| 1 | 5500.000 | 34.40 | 9.78 | 35.22 | 92.31 | 101.27 | 74.00 | -27.27 | Peak |
| 2 | 11000.000 | 38.60 | 14.17 | 35.45 | 31.65 | 48.97 | 54.00 | 5.03 | Average |
| 3 | 11000.000 | 38.60 | 14.17 | 35.45 | 43.80 | 61.12 | 74.00 | 12.88 | Peak |

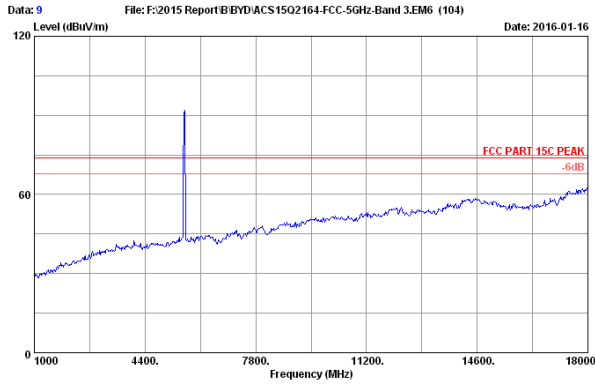
Remarks: 1. Emission Level= Antenna Factor + Cable Loss + Reading - Amp Factor
 2. The emission levels that are 20dB below the official limit are not reported.



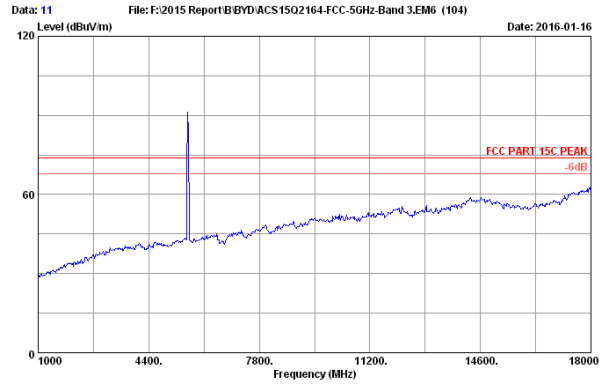
Site no. : 3m Chamber Data no. : 2
 Dis. / Ant. : 3m 2015 3115-4877 Ant. pol. : VERTICAL
 Limit : FCC PART 15C PEAK
 Env. / Ins. : 22.4°C/53.1%
 Engineer : Alice_yang
 EUT : Notebook
 Power rating : DC 20V From Adapter Input AC 120V/60Hz
 Test Mode : IEEE802.11a CH100 5500MHz Tx
 RZ09-0184

| No. | Freq. (MHz) | Ant. Factor (dB/m) | Cable Loss (dB) | AMP factor (dB) | Emission | | | Margin | Remark |
|-----|-------------|--------------------|-----------------|-----------------|----------------|----------------|-----------------|--------|---------|
| | | | | | Reading (dBuV) | Level (dBuV/m) | Limits (dBuV/m) | | |
| 1 | 5500.000 | 34.40 | 9.78 | 35.22 | 89.76 | 98.72 | 74.00 | -24.72 | Peak |
| 2 | 11000.000 | 38.60 | 14.17 | 35.45 | 31.96 | 49.28 | 54.00 | 4.72 | Average |
| 3 | 11000.000 | 38.60 | 14.17 | 35.45 | 43.80 | 61.12 | 74.00 | 12.88 | Peak |

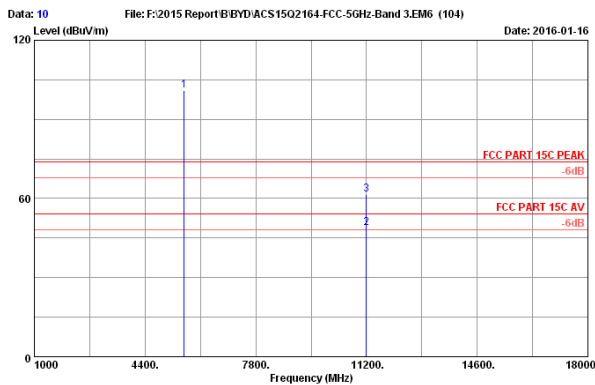
Remarks: 1. Emission Level= Antenna Factor + Cable Loss + Reading - Amp Factor
 2. The emission levels that are 20dB below the official limit are not reported.



Site no. : 3m Chamber Data no. : 9
 Dis. / Ant. : 3m 2015 3115-4877 Ant. pol. : HORIZONTAL
 Limit : FCC PART 15C PEAK
 Env. / Ins. : 22.4°C/53.1%
 Engineer : Alice_yang
 EUT : Notebook
 Power rating : DC 20V From Adapter Input AC 120V/60Hz
 Test Mode : IEEE802.11a CH120 5600MHz TX
 RZ09-0184



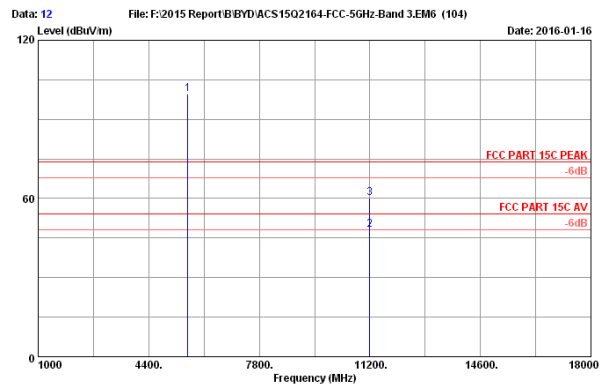
Site no. : 3m Chamber Data no. : 11
 Dis. / Ant. : 3m 2015 3115-4877 Ant. pol. : VERTICAL
 Limit : FCC PART 15C PEAK
 Env. / Ins. : 22.4°C/53.1%
 Engineer : Alice_yang
 EUT : Notebook
 Power rating : DC 20V From Adapter Input AC 120V/60Hz
 Test Mode : IEEE802.11a CH120 5600MHz TX
 RZ09-0184



Site no. : 3m Chamber Data no. : 10
 Dis. / Ant. : 3m 2015 3115-4877 Ant. pol. : HORIZONTAL
 Limit : FCC PART 15C PEAK
 Env. / Ins. : 22.4°C/53.1%
 Engineer : Alice_yang
 EUT : Notebook
 Power rating : DC 20V From Adapter Input AC 120V/60Hz
 Test Mode : IEEE802.11a CH120 5600MHz TX
 RZ09-0184

| No. | Freq. (MHz) | Ant. Factor (dB/m) | Cable Loss (dB) | AMP factor (dB) | Reading (dBuV) | Emission Level (dBuV/m) | Limits (dBuV/m) | Margin (dB) | Remark |
|-----|-------------|--------------------|-----------------|-----------------|----------------|-------------------------|-----------------|-------------|---------|
| 1 | 5600.000 | 34.46 | 9.83 | 35.18 | 91.95 | 101.06 | 74.00 | -27.06 | Peak |
| 2 | 11200.000 | 38.80 | 14.33 | 35.40 | 31.20 | 48.93 | 54.00 | 5.07 | Average |
| 3 | 11200.000 | 38.80 | 14.33 | 35.40 | 43.70 | 61.43 | 74.00 | 12.57 | Peak |

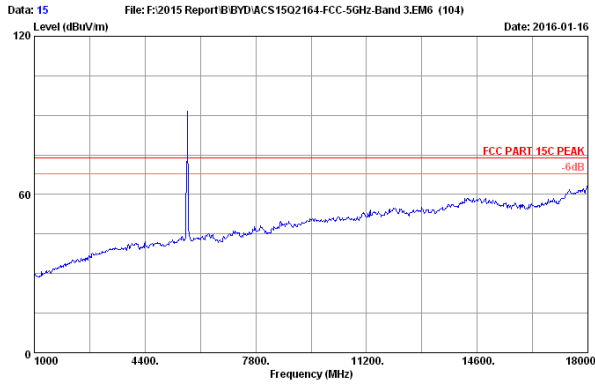
Remarks: 1. Emission Level= Antenna Factor + Cable Loss + Reading - Amp Factor
 2. The emission levels that are 20dB below the official limit are not reported.



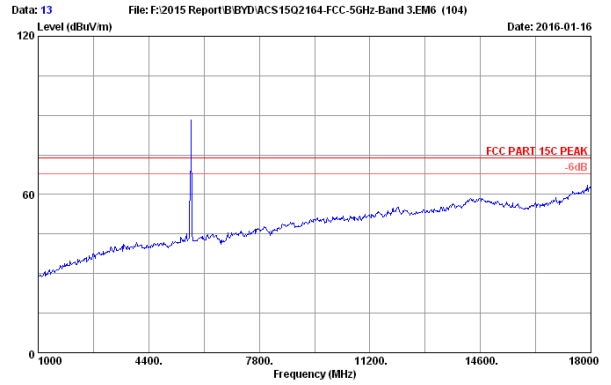
Site no. : 3m Chamber Data no. : 12
 Dis. / Ant. : 3m 2015 3115-4877 Ant. pol. : VERTICAL
 Limit : FCC PART 15C PEAK
 Env. / Ins. : 22.4°C/53.1%
 Engineer : Alice_yang
 EUT : Notebook
 Power rating : DC 20V From Adapter Input AC 120V/60Hz
 Test Mode : IEEE802.11a CH120 5600MHz TX
 RZ09-0184

| No. | Freq. (MHz) | Ant. Factor (dB/m) | Cable Loss (dB) | AMP factor (dB) | Reading (dBuV) | Emission Level (dBuV/m) | Limits (dBuV/m) | Margin (dB) | Remark |
|-----|-------------|--------------------|-----------------|-----------------|----------------|-------------------------|-----------------|-------------|---------|
| 1 | 5600.000 | 34.46 | 9.83 | 35.18 | 90.58 | 99.69 | 74.00 | -25.69 | Peak |
| 2 | 11200.000 | 38.80 | 14.33 | 35.40 | 30.29 | 48.02 | 54.00 | 5.98 | Average |
| 3 | 11200.000 | 38.80 | 14.33 | 35.40 | 42.47 | 60.20 | 74.00 | 13.80 | Peak |

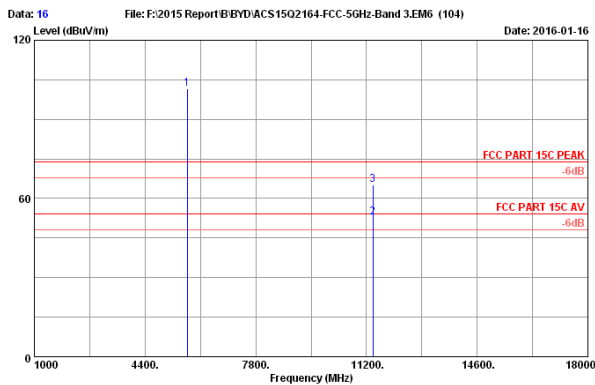
Remarks: 1. Emission Level= Antenna Factor + Cable Loss + Reading - Amp Factor
 2. The emission levels that are 20dB below the official limit are not reported.



Site no. : 3m Chamber Data no. : 15
 Dis. / Ant. : 3m 2015 3115-4877 Ant. pol. : HORIZONTAL
 Limit : FCC PART 15C PEAK
 Env. / Ins. : 22.4°C/53.1%
 Engineer : Alice_yang
 EUT : Notebook
 Power rating : DC 20V From Adapter Input AC 120V/60Hz
 Test Mode : IEEE802.11a CH140 5700MHz TX
 RZ09-0184



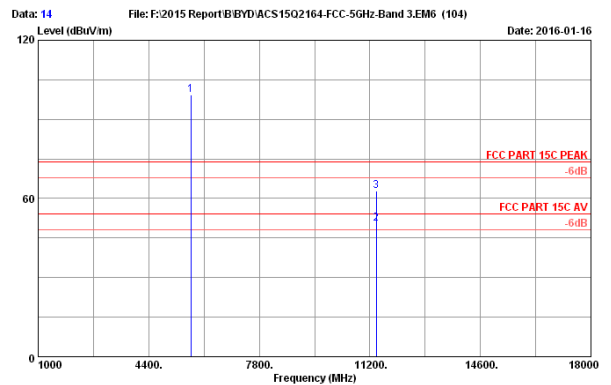
Site no. : 3m Chamber Data no. : 13
 Dis. / Ant. : 3m 2015 3115-4877 Ant. pol. : VERTICAL
 Limit : FCC PART 15C PEAK
 Env. / Ins. : 22.4°C/53.1%
 Engineer : Alice_yang
 EUT : Notebook
 Power rating : DC 20V From Adapter Input AC 120V/60Hz
 Test Mode : IEEE802.11a CH140 5700MHz TX
 RZ09-0184



Site no. : 3m Chamber Data no. : 16
 Dis. / Ant. : 3m 2015 3115-4877 Ant. pol. : HORIZONTAL
 Limit : FCC PART 15C PEAK
 Env. / Ins. : 22.4°C/53.1%
 Engineer : Alice_yang
 EUT : Notebook
 Power rating : DC 20V From Adapter Input AC 120V/60Hz
 Test Mode : IEEE802.11a CH140 5700MHz TX
 RZ09-0184

| No. | Freq. (MHz) | Ant. Factor (dB/m) | Cable Loss (dB) | AMP factor (dB) | Reading (dBuV) | Emission Level (dBuV/m) | Limits (dBuV/m) | Margin (dB) | Remark |
|-----|-------------|--------------------|-----------------|-----------------|----------------|-------------------------|-----------------|-------------|---------|
| 1 | 5700.000 | 34.52 | 9.88 | 35.14 | 92.22 | 101.48 | 74.00 | -27.48 | Peak |
| 2 | 11400.000 | 39.00 | 14.48 | 35.35 | 34.69 | 52.82 | 54.00 | 1.18 | Average |
| 3 | 11400.000 | 39.00 | 14.48 | 35.35 | 46.96 | 65.09 | 74.00 | 8.91 | Peak |

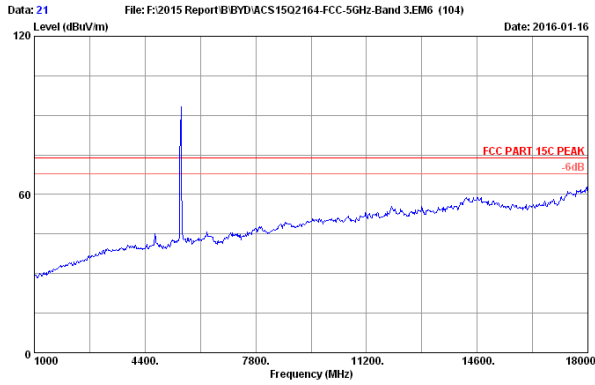
Remarks: 1. Emission Level= Antenna Factor + Cable Loss + Reading - Amp Factor
 2. The emission levels that are 20dB below the official limit are not reported.



Site no. : 3m Chamber Data no. : 14
 Dis. / Ant. : 3m 2015 3115-4877 Ant. pol. : VERTICAL
 Limit : FCC PART 15C PEAK
 Env. / Ins. : 22.4°C/53.1%
 Engineer : Alice_yang
 EUT : Notebook
 Power rating : DC 20V From Adapter Input AC 120V/60Hz
 Test Mode : IEEE802.11a CH140 5700MHz TX
 RZ09-0184

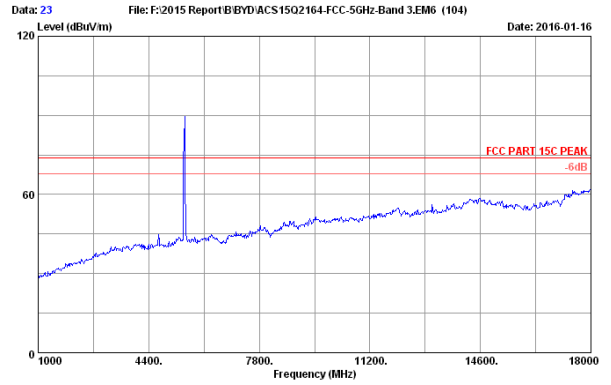
| No. | Freq. (MHz) | Ant. Factor (dB/m) | Cable Loss (dB) | AMP factor (dB) | Reading (dBuV) | Emission Level (dBuV/m) | Limits (dBuV/m) | Margin (dB) | Remark |
|-----|-------------|--------------------|-----------------|-----------------|----------------|-------------------------|-----------------|-------------|---------|
| 1 | 5700.000 | 34.52 | 9.88 | 35.14 | 89.92 | 99.18 | 74.00 | -25.18 | Peak |
| 2 | 11400.000 | 39.00 | 14.48 | 35.35 | 32.94 | 50.47 | 54.00 | 3.53 | Average |
| 3 | 11400.000 | 39.00 | 14.48 | 35.35 | 44.65 | 62.78 | 74.00 | 11.22 | Peak |

Remarks: 1. Emission Level= Antenna Factor + Cable Loss + Reading - Amp Factor
 2. The emission levels that are 20dB below the official limit are not reported.



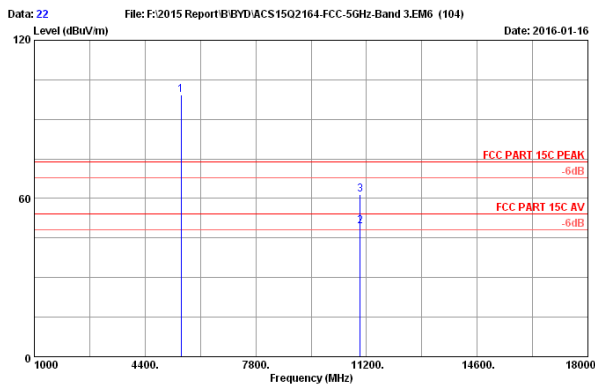
Data: 21 File: F:\2015 Report\BYD\ACS1502164-FCC-5GHz-Band 3.EM6 (104) Date: 2016-01-16

Site no. : 3m Chamber Data no. : 21
 Dis. / Ant. : 3m 2015 3115-4877 Ant. pol. : HORIZONTAL
 Limit : FCC PART 15C PEAK
 Env. / Ins. : 22.4°C/53.1%
 Engineer : Alice_yang
 EUT : Notebook
 Power rating : DC 20V From Adapter Input AC 120V/60Hz
 Test Mode : IEEE802.11nHT20 CH100 5500MHz Tx RZ09-0184



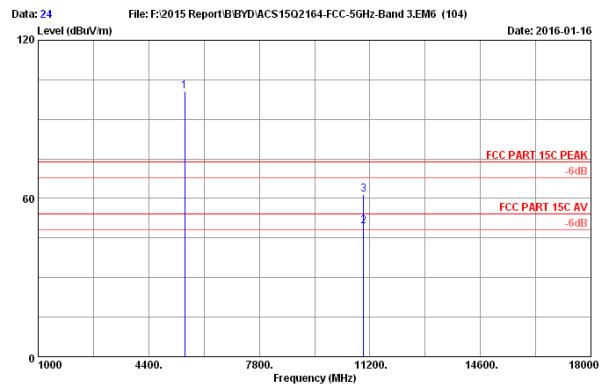
Data: 23 File: F:\2015 Report\BYD\ACS1502164-FCC-5GHz-Band 3.EM6 (104) Date: 2016-01-16

Site no. : 3m Chamber Data no. : 23
 Dis. / Ant. : 3m 2015 3115-4877 Ant. pol. : VERTICAL
 Limit : FCC PART 15C PEAK
 Env. / Ins. : 22.4°C/53.1%
 Engineer : Alice_yang
 EUT : Notebook
 Power rating : DC 20V From Adapter Input AC 120V/60Hz
 Test Mode : IEEE802.11nHT20 CH100 5500MHz Tx RZ09-0184



Data: 22 File: F:\2015 Report\BYD\ACS1502164-FCC-5GHz-Band 3.EM6 (104) Date: 2016-01-16

Site no. : 3m Chamber Data no. : 22
 Dis. / Ant. : 3m 2015 3115-4877 Ant. pol. : HORIZONTAL
 Limit : FCC PART 15C PEAK
 Env. / Ins. : 22.4°C/53.1%
 Engineer : Alice_yang
 EUT : Notebook
 Power rating : DC 20V From Adapter Input AC 120V/60Hz
 Test Mode : IEEE802.11nHT20 CH100 5500MHz Tx RZ09-0184



Data: 24 File: F:\2015 Report\BYD\ACS1502164-FCC-5GHz-Band 3.EM6 (104) Date: 2016-01-16

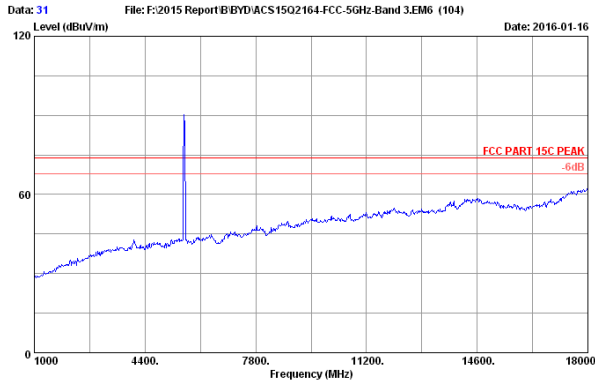
Site no. : 3m Chamber Data no. : 24
 Dis. / Ant. : 3m 2015 3115-4877 Ant. pol. : VERTICAL
 Limit : FCC PART 15C PEAK
 Env. / Ins. : 22.4°C/53.1%
 Engineer : Alice_yang
 EUT : Notebook
 Power rating : DC 20V From Adapter Input AC 120V/60Hz
 Test Mode : IEEE802.11nHT20 CH100 5500MHz Tx RZ09-0184

| No. | Freq. (MHz) | Ant. Factor (dB/m) | Cable Loss (dB) | AMP factor (dB) | Reading (dBuV) | Emission Level (dBuV/m) | Limits (dBuV/m) | Margin (dB) | Remark |
|-----|-------------|--------------------|-----------------|-----------------|----------------|-------------------------|-----------------|-------------|---------|
| 1 | 5500.000 | 34.40 | 9.78 | 35.22 | 90.33 | 99.29 | 74.00 | -25.29 | Peak |
| 2 | 11000.000 | 38.60 | 14.17 | 35.45 | 32.08 | 49.40 | 54.00 | 4.60 | Average |
| 3 | 11000.000 | 38.60 | 14.17 | 35.45 | 44.12 | 61.44 | 74.00 | 12.56 | Peak |

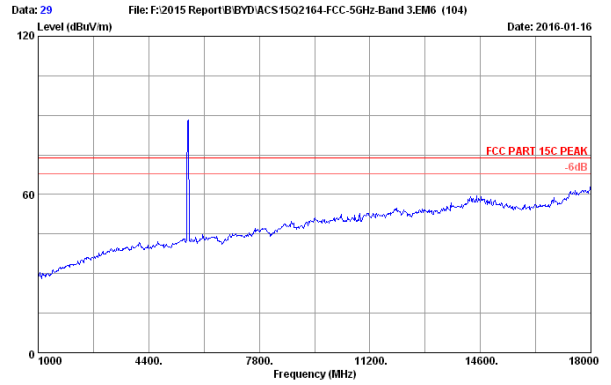
Remarks: 1. Emission Level= Antenna Factor + Cable Loss + Reading - Amp Factor
 2. The emission levels that are 20dB below the official limit are not reported.

| No. | Freq. (MHz) | Ant. Factor (dB/m) | Cable Loss (dB) | AMP factor (dB) | Reading (dBuV) | Emission Level (dBuV/m) | Limits (dBuV/m) | Margin (dB) | Remark |
|-----|-------------|--------------------|-----------------|-----------------|----------------|-------------------------|-----------------|-------------|---------|
| 1 | 5500.000 | 34.40 | 9.78 | 35.22 | 91.56 | 100.52 | 74.00 | -26.52 | Peak |
| 2 | 11000.000 | 38.60 | 14.17 | 35.45 | 32.10 | 49.42 | 54.00 | 4.58 | Average |
| 3 | 11000.000 | 38.60 | 14.17 | 35.45 | 44.03 | 61.35 | 74.00 | 12.65 | Peak |

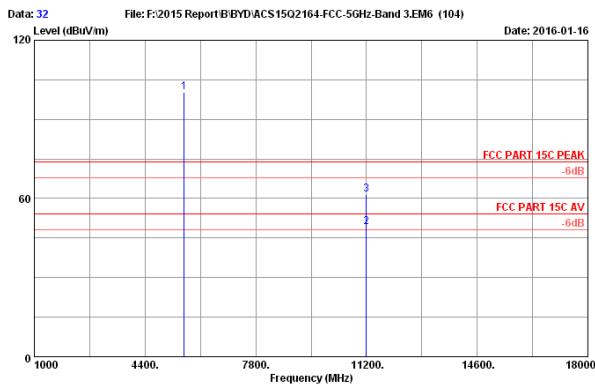
Remarks: 1. Emission Level= Antenna Factor + Cable Loss + Reading - Amp Factor
 2. The emission levels that are 20dB below the official limit are not reported.



Site no. : 3m Chamber Data no. : 31
 Dis. / Ant. : 3m 2015 3115-4877 Ant. pol. : HORIZONTAL
 Limit : FCC PART 15C PEAK
 Env. / Ins. : 22.4°C/53.1%
 Engineer : Alice_yang
 EUT : Notebook
 Power rating : DC 20V From Adapter Input AC 120V/60Hz
 Test Mode : IEEE802.11nHT20 CH120 5600MHz Tx
 RZ09-0184



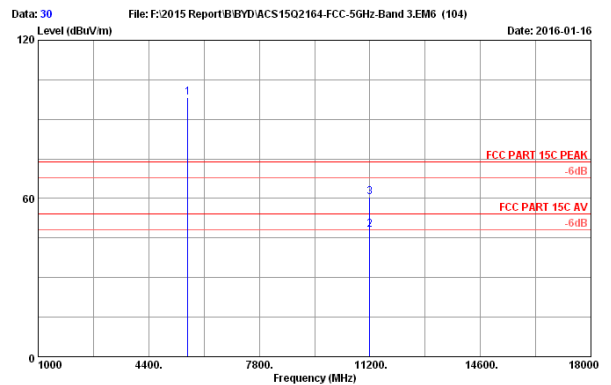
Site no. : 3m Chamber Data no. : 29
 Dis. / Ant. : 3m 2015 3115-4877 Ant. pol. : VERTICAL
 Limit : FCC PART 15C PEAK
 Env. / Ins. : 22.4°C/53.1%
 Engineer : Alice_yang
 EUT : Notebook
 Power rating : DC 20V From Adapter Input AC 120V/60Hz
 Test Mode : IEEE802.11nHT20 CH120 5600MHz Tx
 RZ09-0184



Site no. : 3m Chamber Data no. : 32
 Dis. / Ant. : 3m 2015 3115-4877 Ant. pol. : HORIZONTAL
 Limit : FCC PART 15C PEAK
 Env. / Ins. : 22.4°C/53.1%
 Engineer : Alice_yang
 EUT : Notebook
 Power rating : DC 20V From Adapter Input AC 120V/60Hz
 Test Mode : IEEE802.11nHT20 CH120 5600MHz Tx
 RZ09-0184

| No. | Freq. (MHz) | Ant. Factor (dB/m) | Cable Loss (dB) | AMP factor (dB) | Reading (dBuV) | Emission Level (dBuV/m) | Limits (dBuV/m) | Margin (dB) | Remark |
|-----|-------------|--------------------|-----------------|-----------------|----------------|-------------------------|-----------------|-------------|---------|
| 1 | 5600.000 | 34.46 | 9.83 | 35.18 | 91.13 | 100.24 | 74.00 | -26.24 | Peak |
| 2 | 11200.000 | 38.80 | 14.33 | 35.40 | 31.42 | 49.15 | 54.00 | 4.85 | Average |
| 3 | 11200.000 | 38.80 | 14.33 | 35.40 | 43.84 | 61.57 | 74.00 | 12.43 | Peak |

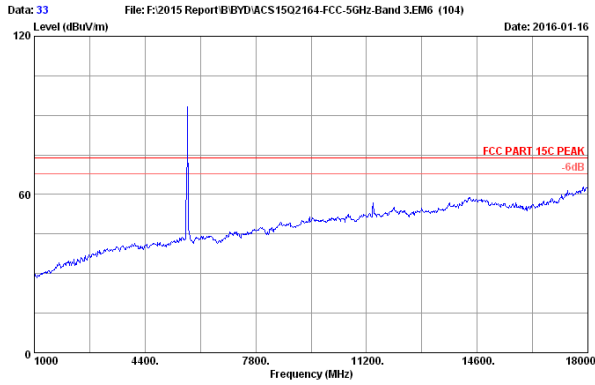
Remarks: 1. Emission Level= Antenna Factor + Cable Loss + Reading - Amp Factor
 2. The emission levels that are 20dB below the official limit are not reported.



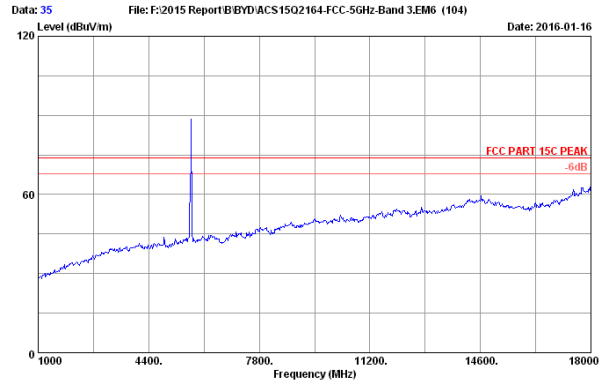
Site no. : 3m Chamber Data no. : 30
 Dis. / Ant. : 3m 2015 3115-4877 Ant. pol. : VERTICAL
 Limit : FCC PART 15C PEAK
 Env. / Ins. : 22.4°C/53.1%
 Engineer : Alice_yang
 EUT : Notebook
 Power rating : DC 20V From Adapter Input AC 120V/60Hz
 Test Mode : IEEE802.11nHT20 CH120 5600MHz Tx
 RZ09-0184

| No. | Freq. (MHz) | Ant. Factor (dB/m) | Cable Loss (dB) | AMP factor (dB) | Reading (dBuV) | Emission Level (dBuV/m) | Limits (dBuV/m) | Margin (dB) | Remark |
|-----|-------------|--------------------|-----------------|-----------------|----------------|-------------------------|-----------------|-------------|---------|
| 1 | 5600.000 | 34.46 | 9.83 | 35.18 | 89.20 | 98.31 | 74.00 | -24.31 | Peak |
| 2 | 11200.000 | 38.80 | 14.33 | 35.40 | 30.94 | 48.07 | 54.00 | 5.93 | Average |
| 3 | 11200.000 | 38.80 | 14.33 | 35.40 | 42.61 | 60.94 | 74.00 | 13.66 | Peak |

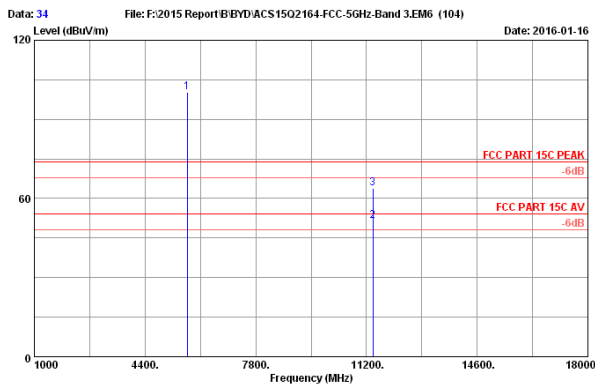
Remarks: 1. Emission Level= Antenna Factor + Cable Loss + Reading - Amp Factor
 2. The emission levels that are 20dB below the official limit are not reported.



Site no. : 3m Chamber Data no. : 33
 Dis. / Ant. : 3m 2015 3115-4877 Ant. pol. : HORIZONTAL
 Limit : FCC PART 15C PEAK
 Env. / Ins. : 22.4°C/53.1%
 Engineer : Alice_yang
 EUT : Notebook
 Power rating : DC 20V From Adapter Input AC 120V/60Hz
 Test Mode : IEEE802.11nHT20 CH140 5700MHz Tx
 RZ09-0184



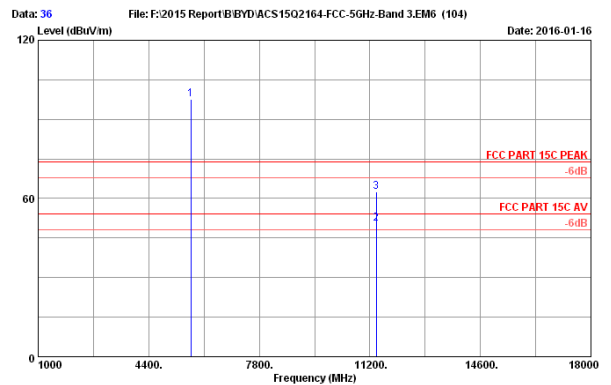
Site no. : 3m Chamber Data no. : 35
 Dis. / Ant. : 3m 2015 3115-4877 Ant. pol. : VERTICAL
 Limit : FCC PART 15C PEAK
 Env. / Ins. : 22.4°C/53.1%
 Engineer : Alice_yang
 EUT : Notebook
 Power rating : DC 20V From Adapter Input AC 120V/60Hz
 Test Mode : IEEE802.11nHT20 CH140 5700MHz Tx
 RZ09-0184



Site no. : 3m Chamber Data no. : 34
 Dis. / Ant. : 3m 2015 3115-4877 Ant. pol. : HORIZONTAL
 Limit : FCC PART 15C PEAK
 Env. / Ins. : 22.4°C/53.1%
 Engineer : Alice_yang
 EUT : Notebook
 Power rating : DC 20V From Adapter Input AC 120V/60Hz
 Test Mode : IEEE802.11nHT20 CH140 5700MHz Tx
 RZ09-0184

| No. | Freq. (MHz) | Ant. Factor (dB/m) | Cable Loss (dB) | AMP factor (dB) | Reading (dBuV) | Emission Level (dBuV/m) | Limits (dBuV/m) | Margin (dB) | Remark |
|-----|-------------|--------------------|-----------------|-----------------|----------------|-------------------------|-----------------|-------------|---------|
| 1 | 5700.000 | 34.52 | 9.88 | 35.14 | 91.01 | 100.27 | 74.00 | -26.27 | Peak |
| 2 | 11400.000 | 39.00 | 14.48 | 35.35 | 33.40 | 51.53 | 54.00 | 2.47 | Average |
| 3 | 11400.000 | 39.00 | 14.48 | 35.35 | 45.84 | 63.97 | 74.00 | 10.03 | Peak |

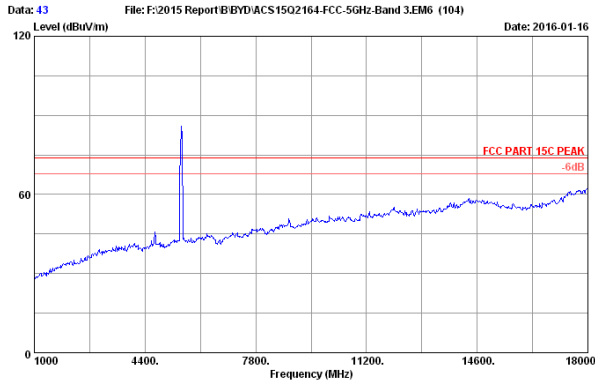
Remarks: 1. Emission Level= Antenna Factor + Cable Loss + Reading - Amp Factor
 2. The emission levels that are 20dB below the official limit are not reported.



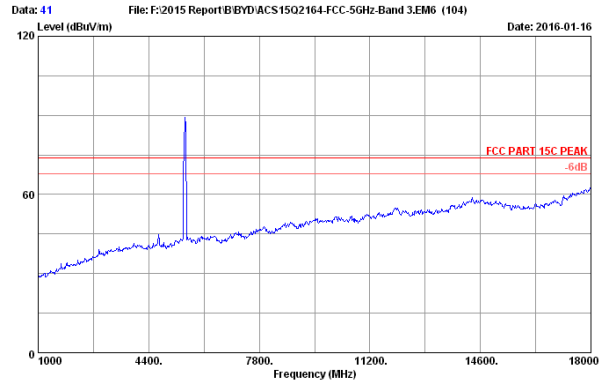
Site no. : 3m Chamber Data no. : 36
 Dis. / Ant. : 3m 2015 3115-4877 Ant. pol. : VERTICAL
 Limit : FCC PART 15C PEAK
 Env. / Ins. : 22.4°C/53.1%
 Engineer : Alice_yang
 EUT : Notebook
 Power rating : DC 20V From Adapter Input AC 120V/60Hz
 Test Mode : IEEE802.11nHT20 CH140 5700MHz Tx
 RZ09-0184

| No. | Freq. (MHz) | Ant. Factor (dB/m) | Cable Loss (dB) | AMP factor (dB) | Reading (dBuV) | Emission Level (dBuV/m) | Limits (dBuV/m) | Margin (dB) | Remark |
|-----|-------------|--------------------|-----------------|-----------------|----------------|-------------------------|-----------------|-------------|---------|
| 1 | 5700.000 | 34.52 | 9.88 | 35.14 | 88.40 | 97.66 | 74.00 | -23.66 | Peak |
| 2 | 11400.000 | 39.00 | 14.48 | 35.35 | 32.31 | 50.44 | 54.00 | 3.56 | Average |
| 3 | 11400.000 | 39.00 | 14.48 | 35.35 | 44.39 | 62.52 | 74.00 | 11.48 | Peak |

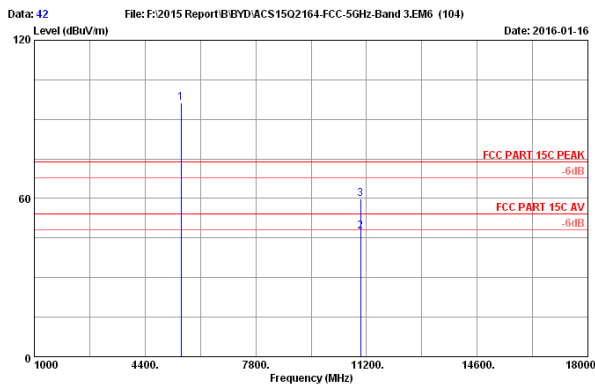
Remarks: 1. Emission Level= Antenna Factor + Cable Loss + Reading - Amp Factor
 2. The emission levels that are 20dB below the official limit are not reported.



Site no. : 3m Chamber Data no. : 43
 Dis. / Ant. : 3m 2015 3115-4877 Ant. pol. : VERTICAL
 Limit : FCC PART 15C PEAK
 Env. / Ins. : 22.4°C/53.1%
 Engineer : Alice_yang
 EUT : Notebook
 Power rating : DC 20V From Adapter Input AC 120V/60Hz
 Test Mode : IEEE802.11nHT40 CH102 5510MHz Tx
 RZ09-0184



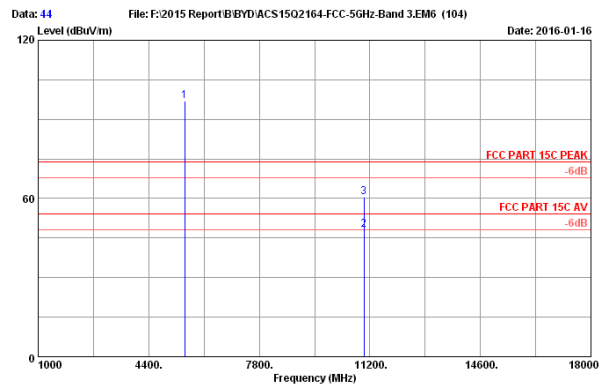
Site no. : 3m Chamber Data no. : 41
 Dis. / Ant. : 3m 2015 3115-4877 Ant. pol. : HORIZONTAL
 Limit : FCC PART 15C PEAK
 Env. / Ins. : 22.4°C/53.1%
 Engineer : Alice_yang
 EUT : Notebook
 Power rating : DC 20V From Adapter Input AC 120V/60Hz
 Test Mode : IEEE802.11nHT40 CH102 5510MHz Tx
 RZ09-0184



Site no. : 3m Chamber Data no. : 42
 Dis. / Ant. : 3m 2015 3115-4877 Ant. pol. : HORIZONTAL
 Limit : FCC PART 15C PEAK
 Env. / Ins. : 22.4°C/53.1%
 Engineer : Alice_yang
 EUT : Notebook
 Power rating : DC 20V From Adapter Input AC 120V/60Hz
 Test Mode : IEEE802.11nHT40 CH102 5510MHz Tx
 RZ09-0184

| No. | Freq. (MHz) | Ant. Factor (dB/m) | Cable Loss (dB) | AMP factor (dB) | Reading (dBuV) | Emission Level (dBuV/m) | Limits (dBuV/m) | Margin (dB) | Remark |
|-----|-------------|--------------------|-----------------|-----------------|----------------|-------------------------|-----------------|-------------|---------|
| 1 | 5510.000 | 34.41 | 9.79 | 35.22 | 87.15 | 96.13 | 74.00 | -22.13 | Peak |
| 2 | 11020.000 | 38.62 | 14.20 | 35.44 | 30.22 | 47.60 | 54.00 | 6.40 | Average |
| 3 | 11020.000 | 38.62 | 14.20 | 35.44 | 42.50 | 59.88 | 74.00 | 14.12 | Peak |

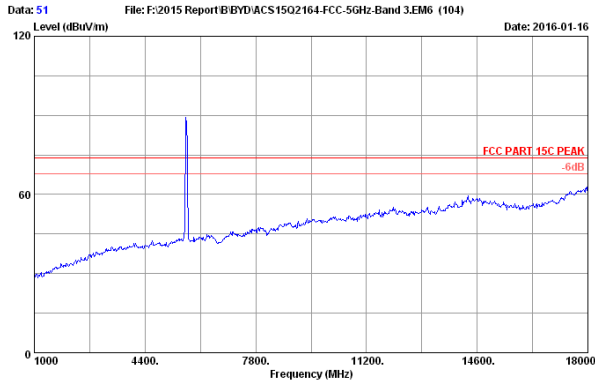
Remarks: 1. Emission Level= Antenna Factor + Cable Loss + Reading - Amp Factor
 2. The emission levels that are 20dB below the official limit are not reported.



Site no. : 3m Chamber Data no. : 44
 Dis. / Ant. : 3m 2015 3115-4877 Ant. pol. : VERTICAL
 Limit : FCC PART 15C PEAK
 Env. / Ins. : 22.4°C/53.1%
 Engineer : Alice_yang
 EUT : Notebook
 Power rating : DC 20V From Adapter Input AC 120V/60Hz
 Test Mode : IEEE802.11nHT40 CH102 5510MHz Tx
 RZ09-0184

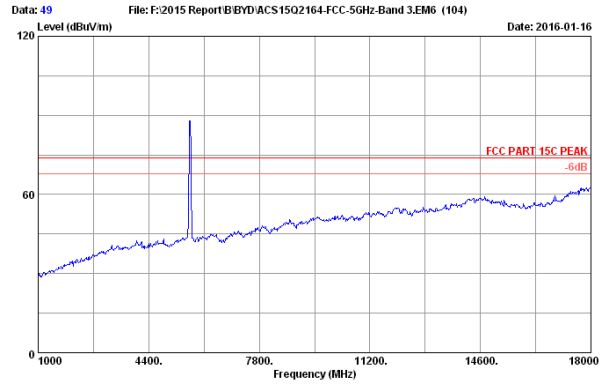
| No. | Freq. (MHz) | Ant. Factor (dB/m) | Cable Loss (dB) | AMP factor (dB) | Reading (dBuV) | Emission Level (dBuV/m) | Limits (dBuV/m) | Margin (dB) | Remark |
|-----|-------------|--------------------|-----------------|-----------------|----------------|-------------------------|-----------------|-------------|---------|
| 1 | 5510.000 | 34.41 | 9.79 | 35.22 | 87.84 | 96.82 | 74.00 | -22.82 | Peak |
| 2 | 11020.000 | 38.62 | 14.20 | 35.44 | 30.71 | 48.09 | 54.00 | 5.91 | Average |
| 3 | 11020.000 | 38.62 | 14.20 | 35.44 | 49.00 | 60.38 | 74.00 | 13.62 | Peak |

Remarks: 1. Emission Level= Antenna Factor + Cable Loss + Reading - Amp Factor
 2. The emission levels that are 20dB below the official limit are not reported.



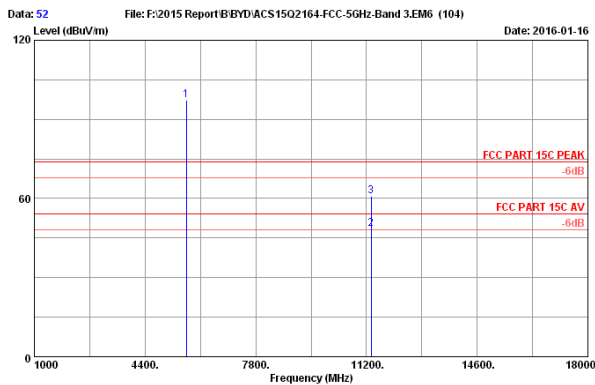
Data: 51 File: F:\2015 Report\BYD\ACS1502164-FCC-5GHz-Band 3.EM6 (104) Date: 2016-01-16

Site no. : 3m Chamber Data no. : 51
 Dis. / Ant. : 3m 2015 3115-4877 Ant. pol. : HORIZONTAL
 Limit : FCC PART 15C PEAK
 Env. / Ins. : 22.4°C/53.1%
 Engineer : Alice_yang
 EUT : Notebook
 Power rating : DC 20V From Adapter Input AC 120V/60Hz
 Test Mode : IEEE802.11nHT40 CH134 5670MHz Tx
 RZ09-0184



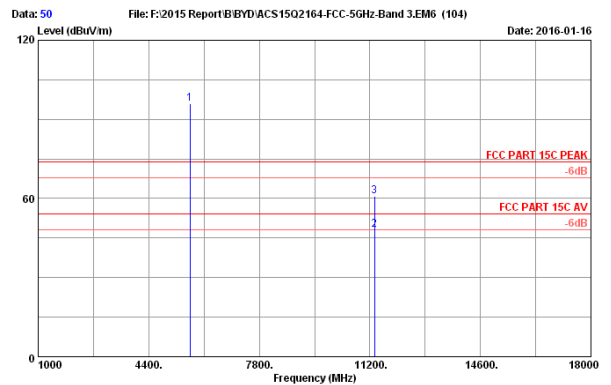
Data: 49 File: F:\2015 Report\BYD\ACS1502164-FCC-5GHz-Band 3.EM6 (104) Date: 2016-01-16

Site no. : 3m Chamber Data no. : 49
 Dis. / Ant. : 3m 2015 3115-4877 Ant. pol. : VERTICAL
 Limit : FCC PART 15C PEAK
 Env. / Ins. : 22.4°C/53.1%
 Engineer : Alice_yang
 EUT : Notebook
 Power rating : DC 20V From Adapter Input AC 120V/60Hz
 Test Mode : IEEE802.11nHT40 CH134 5670MHz Tx
 RZ09-0184



Data: 52 File: F:\2015 Report\BYD\ACS1502164-FCC-5GHz-Band 3.EM6 (104) Date: 2016-01-16

Site no. : 3m Chamber Data no. : 52
 Dis. / Ant. : 3m 2015 3115-4877 Ant. pol. : HORIZONTAL
 Limit : FCC PART 15C PEAK
 Env. / Ins. : 22.4°C/53.1%
 Engineer : Alice_yang
 EUT : Notebook
 Power rating : DC 20V From Adapter Input AC 120V/60Hz
 Test Mode : IEEE802.11nHT40 CH134 5670MHz Tx
 RZ09-0184



Data: 50 File: F:\2015 Report\BYD\ACS1502164-FCC-5GHz-Band 3.EM6 (104) Date: 2016-01-16

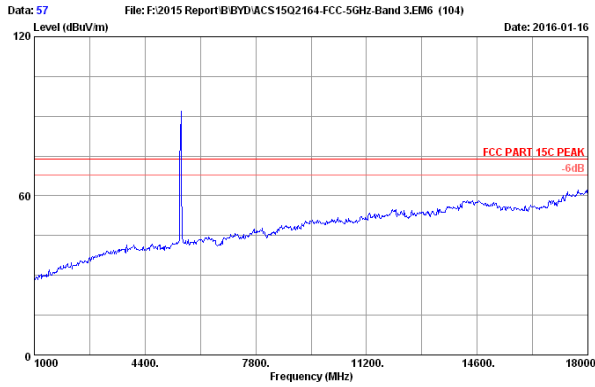
Site no. : 3m Chamber Data no. : 50
 Dis. / Ant. : 3m 2015 3115-4877 Ant. pol. : VERTICAL
 Limit : FCC PART 15C PEAK
 Env. / Ins. : 22.4°C/53.1%
 Engineer : Alice_yang
 EUT : Notebook
 Power rating : DC 20V From Adapter Input AC 120V/60Hz
 Test Mode : IEEE802.11nHT40 CH134 5670MHz Tx
 RZ09-0184

| No. | Freq. (MHz) | Ant. Factor (dB/m) | Cable Loss (dB) | AMP factor (dB) | Reading (dBuV) | Emission Level (dBuV/m) | Limits (dBuV/m) | Margin (dB) | Remark |
|-----|-------------|--------------------|-----------------|-----------------|----------------|-------------------------|-----------------|-------------|---------|
| 1 | 5670.000 | 34.50 | 9.86 | 35.15 | 87.95 | 97.16 | 74.00 | -23.16 | Peak |
| 2 | 11340.000 | 38.94 | 14.42 | 35.36 | 30.43 | 48.43 | 54.00 | 5.57 | Average |
| 3 | 11340.000 | 38.94 | 14.42 | 35.36 | 42.80 | 60.80 | 74.00 | 13.20 | Peak |

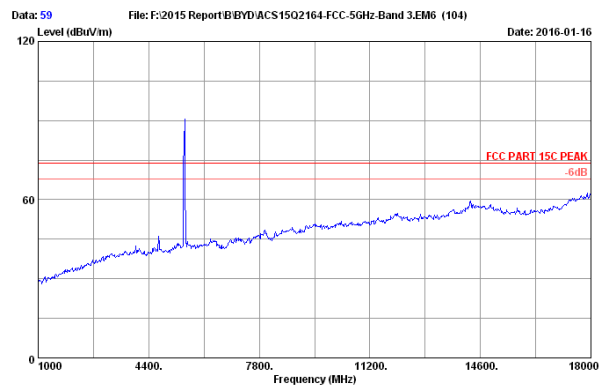
Remarks: 1. Emission Level= Antenna Factor + Cable Loss + Reading - Amp Factor
 2. The emission levels that are 20dB below the official limit are not reported.

| No. | Freq. (MHz) | Ant. Factor (dB/m) | Cable Loss (dB) | AMP factor (dB) | Reading (dBuV) | Emission Level (dBuV/m) | Limits (dBuV/m) | Margin (dB) | Remark |
|-----|-------------|--------------------|-----------------|-----------------|----------------|-------------------------|-----------------|-------------|---------|
| 1 | 5670.000 | 34.50 | 9.86 | 35.15 | 86.80 | 96.01 | 74.00 | -22.01 | Peak |
| 2 | 11340.000 | 38.94 | 14.42 | 35.36 | 30.23 | 48.23 | 54.00 | 5.77 | Average |
| 3 | 11340.000 | 38.94 | 14.42 | 35.36 | 42.79 | 60.79 | 74.00 | 13.21 | Peak |

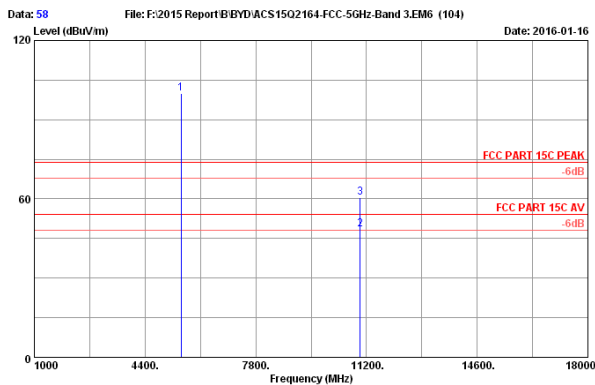
Remarks: 1. Emission Level= Antenna Factor + Cable Loss + Reading - Amp Factor
 2. The emission levels that are 20dB below the official limit are not reported.



Site no. : 3m Chamber Data no. : 57
 Dis. / Ant. : 3m 2015 3115-4877 Ant. pol. : HORIZONTAL
 Limit : FCC PART 15C PEAK
 Env. / Ins. : 22.4°C/53.1%
 Engineer : Alice_yang
 EUT : Notebook
 Power rating : DC 20V From Adapter Input AC 120V/60Hz
 Test Mode : IEEE802.11acVHT20 CH100 5500MHz Tx
 RZ09-0184



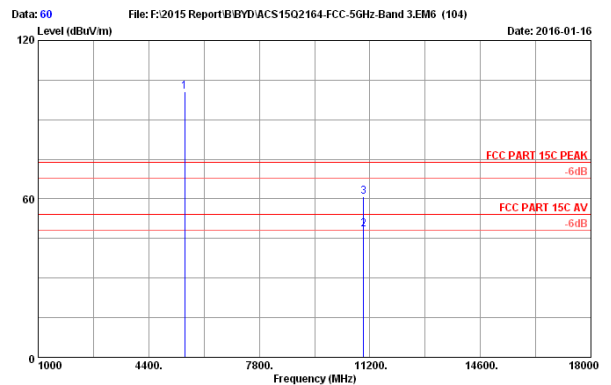
Site no. : 3m Chamber Data no. : 59
 Dis. / Ant. : 3m 2015 3115-4877 Ant. pol. : VERTICAL
 Limit : FCC PART 15C PEAK
 Env. / Ins. : 22.4°C/53.1%
 Engineer : Alice_yang
 EUT : Notebook
 Power rating : DC 20V From Adapter Input AC 120V/60Hz
 Test Mode : IEEE802.11acVHT20 CH100 5500MHz Tx
 RZ09-0184



Site no. : 3m Chamber Data no. : 58
 Dis. / Ant. : 3m 2015 3115-4877 Ant. pol. : HORIZONTAL
 Limit : FCC PART 15C PEAK
 Env. / Ins. : 22.4°C/53.1%
 Engineer : Alice_yang
 EUT : Notebook
 Power rating : DC 20V From Adapter Input AC 120V/60Hz
 Test Mode : IEEE802.11acVHT20 CH100 5500MHz Tx
 RZ09-0184

| No. | Freq. (MHz) | Ant. Factor (dB/m) | Cable Loss (dB) | AMP factor (dB) | Reading (dBuV) | Emission Level (dBuV/m) | Limits (dBuV/m) | Margin (dB) | Remark |
|-----|-------------|--------------------|-----------------|-----------------|----------------|-------------------------|-----------------|-------------|---------|
| 1 | 5500.000 | 34.40 | 9.78 | 35.22 | 90.84 | 99.80 | 74.00 | -25.80 | Peak |
| 2 | 11000.000 | 38.60 | 14.17 | 35.45 | 31.24 | 48.56 | 54.00 | 5.44 | Average |
| 3 | 11000.000 | 38.60 | 14.17 | 35.45 | 43.21 | 60.53 | 74.00 | 13.47 | Peak |

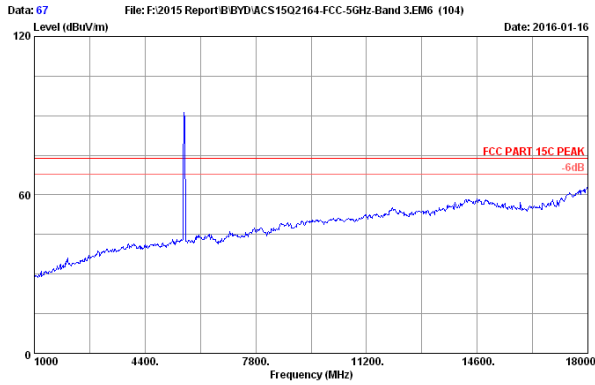
Remarks: 1. Emission Level= Antenna Factor + Cable Loss + Reading - Amp Factor
 2. The emission levels that are 20dB below the official limit are not reported.



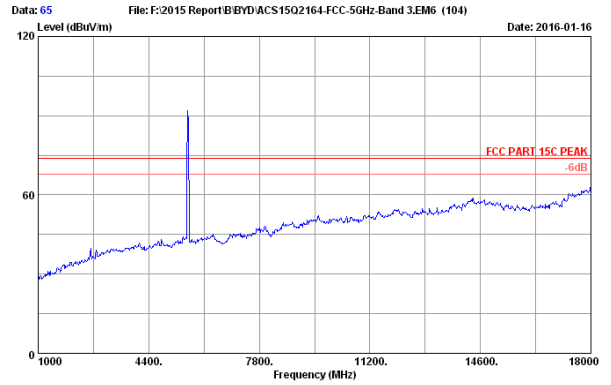
Site no. : 3m Chamber Data no. : 60
 Dis. / Ant. : 3m 2015 3115-4877 Ant. pol. : VERTICAL
 Limit : FCC PART 15C PEAK
 Env. / Ins. : 22.4°C/53.1%
 Engineer : Alice_yang
 EUT : Notebook
 Power rating : DC 20V From Adapter Input AC 120V/60Hz
 Test Mode : IEEE802.11acVHT20 CH100 5500MHz Tx
 RZ09-0184

| No. | Freq. (MHz) | Ant. Factor (dB/m) | Cable Loss (dB) | AMP factor (dB) | Reading (dBuV) | Emission Level (dBuV/m) | Limits (dBuV/m) | Margin (dB) | Remark |
|-----|-------------|--------------------|-----------------|-----------------|----------------|-------------------------|-----------------|-------------|---------|
| 1 | 5500.000 | 34.40 | 9.78 | 35.22 | 91.77 | 100.73 | 74.00 | -26.73 | Peak |
| 2 | 11000.000 | 38.60 | 14.17 | 35.45 | 31.09 | 48.41 | 54.00 | 5.59 | Average |
| 3 | 11000.000 | 38.60 | 14.17 | 35.45 | 43.67 | 60.99 | 74.00 | 13.01 | Peak |

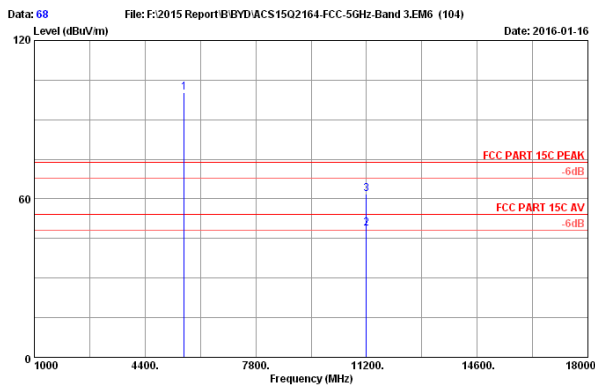
Remarks: 1. Emission Level= Antenna Factor + Cable Loss + Reading - Amp Factor
 2. The emission levels that are 20dB below the official limit are not reported.



Site no. : 3m Chamber Data no. : 67
 Dis. / Ant. : 3m 2015 3115-4877 Ant. pol. : HORIZONTAL
 Limit : FCC PART 15C PEAK
 Env. / Ins. : 22.4°C/53.1%
 Engineer : Alice_yang
 EUT : Notebook
 Power rating : DC 20V From Adapter Input AC 120V/60Hz
 Test Mode : IEEE802.11acVHT20 CH120 5600MHz Tx
 RZ09-0184



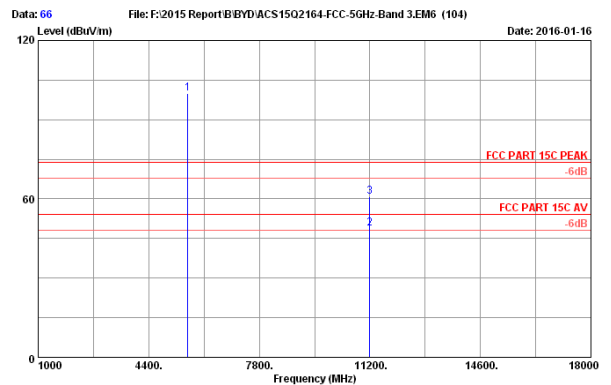
Site no. : 3m Chamber Data no. : 65
 Dis. / Ant. : 3m 2015 3115-4877 Ant. pol. : VERTICAL
 Limit : FCC PART 15C PEAK
 Env. / Ins. : 22.4°C/53.1%
 Engineer : Alice_yang
 EUT : Notebook
 Power rating : DC 20V From Adapter Input AC 120V/60Hz
 Test Mode : IEEE802.11acVHT20 CH120 5600MHz Tx
 RZ09-0184



Site no. : 3m Chamber Data no. : 68
 Dis. / Ant. : 3m 2015 3115-4877 Ant. pol. : HORIZONTAL
 Limit : FCC PART 15C PEAK
 Env. / Ins. : 22.4°C/53.1%
 Engineer : Alice_yang
 EUT : Notebook
 Power rating : DC 20V From Adapter Input AC 120V/60Hz
 Test Mode : IEEE802.11acVHT20 CH120 5600MHz Tx
 RZ09-0184

| No. | Freq. (MHz) | Ant. Factor (dB/m) | Cable Loss (dB) | AMP factor (dB) | Reading (dBuV) | Emission Level (dBuV/m) | Limits (dBuV/m) | Margin (dB) | Remark |
|-----|-------------|--------------------|-----------------|-----------------|----------------|-------------------------|-----------------|-------------|---------|
| 1 | 5600.000 | 34.46 | 9.83 | 35.18 | 91.25 | 100.36 | 74.00 | -26.36 | Peak |
| 2 | 11200.000 | 38.80 | 14.33 | 35.40 | 31.22 | 48.95 | 54.00 | 5.05 | Average |
| 3 | 11200.000 | 38.80 | 14.33 | 35.40 | 43.94 | 61.67 | 74.00 | 12.33 | Peak |

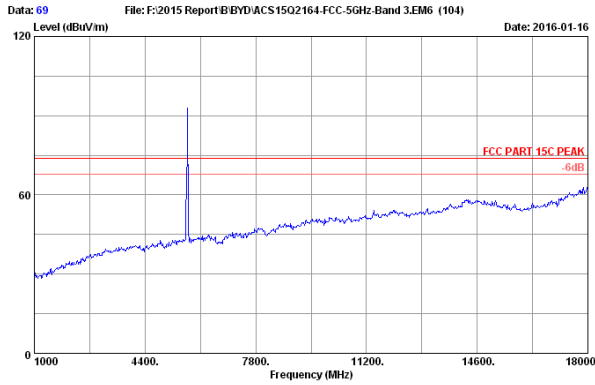
Remarks: 1. Emission Level= Antenna Factor + Cable Loss + Reading - Amp Factor
 2. The emission levels that are 20dB below the official limit are not reported.



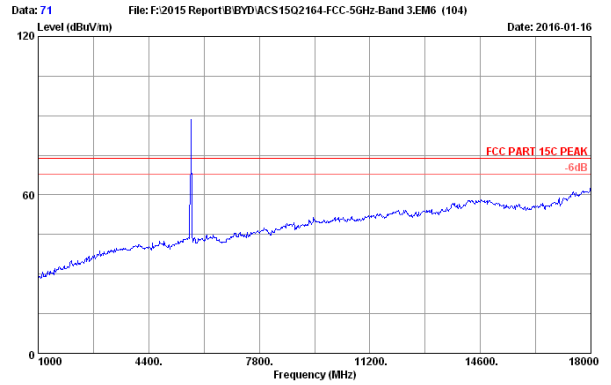
Site no. : 3m Chamber Data no. : 66
 Dis. / Ant. : 3m 2015 3115-4877 Ant. pol. : VERTICAL
 Limit : FCC PART 15C PEAK
 Env. / Ins. : 22.4°C/53.1%
 Engineer : Alice_yang
 EUT : Notebook
 Power rating : DC 20V From Adapter Input AC 120V/60Hz
 Test Mode : IEEE802.11acVHT20 CH120 5600MHz Tx
 RZ09-0184

| No. | Freq. (MHz) | Ant. Factor (dB/m) | Cable Loss (dB) | AMP factor (dB) | Reading (dBuV) | Emission Level (dBuV/m) | Limits (dBuV/m) | Margin (dB) | Remark |
|-----|-------------|--------------------|-----------------|-----------------|----------------|-------------------------|-----------------|-------------|---------|
| 1 | 5600.000 | 34.46 | 9.83 | 35.18 | 90.73 | 99.84 | 74.00 | -25.84 | Peak |
| 2 | 11200.000 | 38.80 | 14.33 | 35.40 | 31.21 | 48.94 | 54.00 | 5.06 | Average |
| 3 | 11200.000 | 38.80 | 14.33 | 35.40 | 43.07 | 60.80 | 74.00 | 13.20 | Peak |

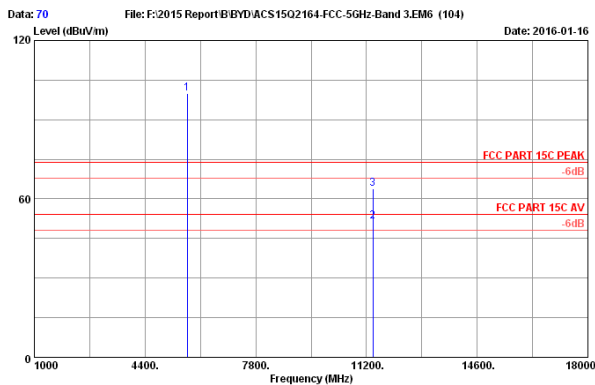
Remarks: 1. Emission Level= Antenna Factor + Cable Loss + Reading - Amp Factor
 2. The emission levels that are 20dB below the official limit are not reported.



Site no. : 3m Chamber Data no. : 69
 Dis. / Ant. : 3m 2015 3115-4877 Ant. pol. : HORIZONTAL
 Limit : FCC PART 15C PEAK
 Env. / Ins. : 22.4°C/53.1%
 Engineer : Alice_yang
 EUT : Notebook
 Power rating : DC 20V From Adapter Input AC 120V/60Hz
 Test Mode : IEEE802.11acVHT20 CH140 5700MHz Tx
 RZ09-0184



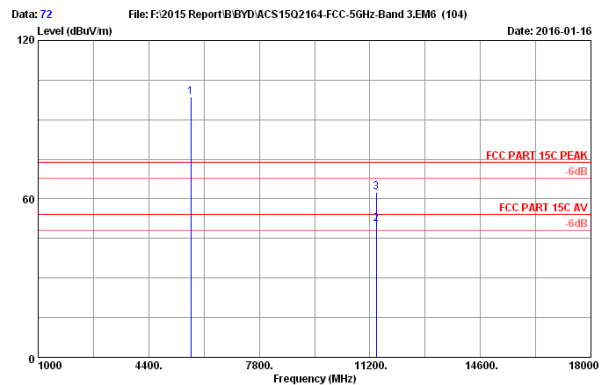
Site no. : 3m Chamber Data no. : 71
 Dis. / Ant. : 3m 2015 3115-4877 Ant. pol. : VERTICAL
 Limit : FCC PART 15C PEAK
 Env. / Ins. : 22.4°C/53.1%
 Engineer : Alice_yang
 EUT : Notebook
 Power rating : DC 20V From Adapter Input AC 120V/60Hz
 Test Mode : IEEE802.11acVHT20 CH140 5700MHz Tx
 RZ09-0184



Site no. : 3m Chamber Data no. : 70
 Dis. / Ant. : 3m 2015 3115-4877 Ant. pol. : HORIZONTAL
 Limit : FCC PART 15C PEAK
 Env. / Ins. : 22.4°C/53.1%
 Engineer : Alice_yang
 EUT : Notebook
 Power rating : DC 20V From Adapter Input AC 120V/60Hz
 Test Mode : IEEE802.11acVHT20 CH140 5700MHz Tx
 RZ09-0184

| No. | Freq. (MHz) | Ant. Factor (dB/m) | Cable Loss (dB) | AMP factor (dB) | Reading (dBuV) | Emission Level (dBuV/m) | Limits (dBuV/m) | Margin (dB) | Remark |
|-----|-------------|--------------------|-----------------|-----------------|----------------|-------------------------|-----------------|-------------|---------|
| 1 | 5700.000 | 34.52 | 9.88 | 35.14 | 90.58 | 99.84 | 74.00 | -25.84 | Peak |
| 2 | 11400.000 | 39.00 | 14.48 | 35.35 | 33.24 | 51.37 | 54.00 | 2.63 | Average |
| 3 | 11400.000 | 39.00 | 14.48 | 35.35 | 45.74 | 63.87 | 74.00 | 10.13 | Peak |

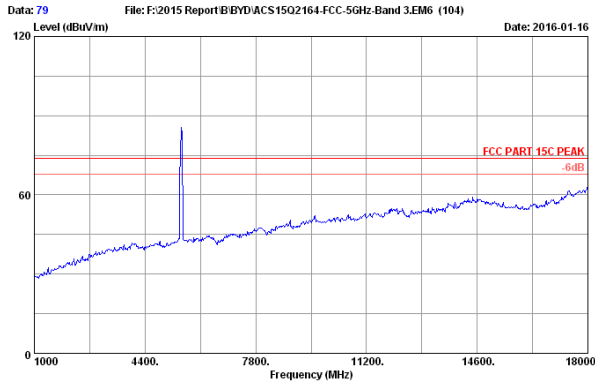
Remarks: 1. Emission Level= Antenna Factor + Cable Loss + Reading - Amp Factor
 2. The emission levels that are 20dB below the official limit are not reported.



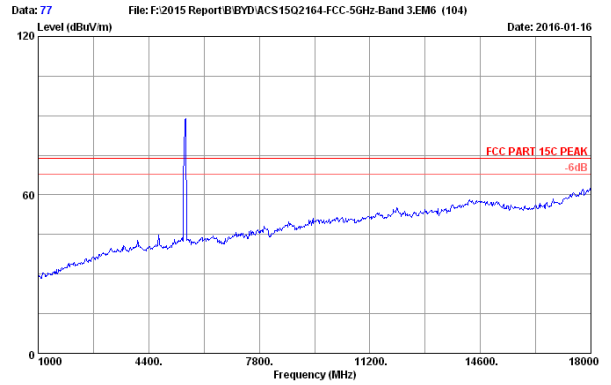
Site no. : 3m Chamber Data no. : 72
 Dis. / Ant. : 3m 2015 3115-4877 Ant. pol. : VERTICAL
 Limit : FCC PART 15C PEAK
 Env. / Ins. : 22.4°C/53.1%
 Engineer : Alice_yang
 EUT : Notebook
 Power rating : DC 20V From Adapter Input AC 120V/60Hz
 Test Mode : IEEE802.11acVHT20 CH140 5700MHz Tx
 RZ09-0184

| No. | Freq. (MHz) | Ant. Factor (dB/m) | Cable Loss (dB) | AMP factor (dB) | Reading (dBuV) | Emission Level (dBuV/m) | Limits (dBuV/m) | Margin (dB) | Remark |
|-----|-------------|--------------------|-----------------|-----------------|----------------|-------------------------|-----------------|-------------|---------|
| 1 | 5700.000 | 34.52 | 9.88 | 35.14 | 89.47 | 98.73 | 74.00 | -24.73 | Peak |
| 2 | 11400.000 | 39.00 | 14.48 | 35.35 | 32.26 | 50.39 | 54.00 | 3.61 | Average |
| 3 | 11400.000 | 39.00 | 14.48 | 35.35 | 44.35 | 62.48 | 74.00 | 11.52 | Peak |

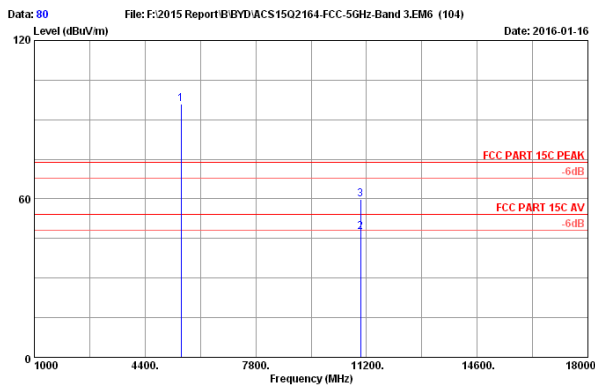
Remarks: 1. Emission Level= Antenna Factor + Cable Loss + Reading - Amp Factor
 2. The emission levels that are 20dB below the official limit are not reported.



Site no. : 3m Chamber Data no. : 79
 Dis. / Ant. : 3m 2015 3115-4877 Ant. pol. : HORIZONTAL
 Limit : FCC PART 15C PEAK
 Env. / Ins. : 22.4°C/53.1%
 Engineer : Alice_yang
 EUT : Notebook
 Power rating : DC 20V From Adapter Input AC 120V/60Hz
 Test Mode : IEEE802.11acVHT40 CH102 5510MHz Tx
 RZ09-0184



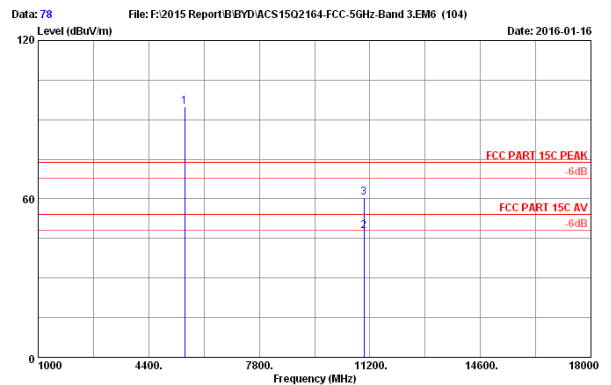
Site no. : 3m Chamber Data no. : 77
 Dis. / Ant. : 3m 2015 3115-4877 Ant. pol. : VERTICAL
 Limit : FCC PART 15C PEAK
 Env. / Ins. : 22.4°C/53.1%
 Engineer : Alice_yang
 EUT : Notebook
 Power rating : DC 20V From Adapter Input AC 120V/60Hz
 Test Mode : IEEE802.11acVHT40 CH102 5510MHz Tx
 RZ09-0184



Site no. : 3m Chamber Data no. : 80
 Dis. / Ant. : 3m 2015 3115-4877 Ant. pol. : HORIZONTAL
 Limit : FCC PART 15C PEAK
 Env. / Ins. : 22.4°C/53.1%
 Engineer : Alice_yang
 EUT : Notebook
 Power rating : DC 20V From Adapter Input AC 120V/60Hz
 Test Mode : IEEE802.11acVHT40 CH102 5510MHz Tx
 RZ09-0184

| No. | Freq. (MHz) | Ant. Factor (dB/m) | Cable Loss (dB) | AMP factor (dB) | Reading (dBuV) | Emission Level (dBuV/m) | Limits (dBuV/m) | Margin (dB) | Remark |
|-----|-------------|--------------------|-----------------|-----------------|----------------|-------------------------|-----------------|-------------|---------|
| 1 | 5510.000 | 34.41 | 9.79 | 35.22 | 87.11 | 96.09 | 74.00 | -22.09 | Peak |
| 2 | 11020.000 | 38.62 | 14.20 | 35.44 | 30.14 | 47.52 | 54.00 | 6.48 | Average |
| 3 | 11020.000 | 38.62 | 14.20 | 35.44 | 42.33 | 59.71 | 74.00 | 14.29 | Peak |

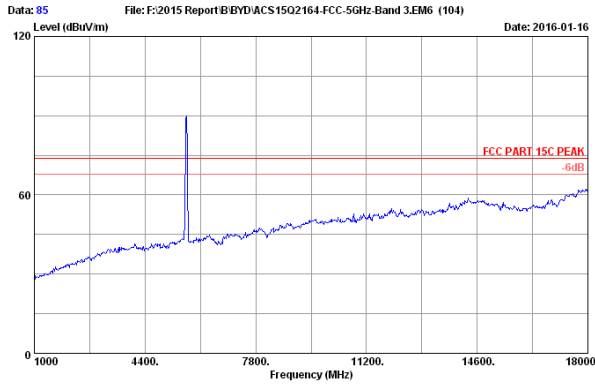
Remarks: 1. Emission Level= Antenna Factor + Cable Loss + Reading - Amp Factor
 2. The emission levels that are 20dB below the official limit are not reported.



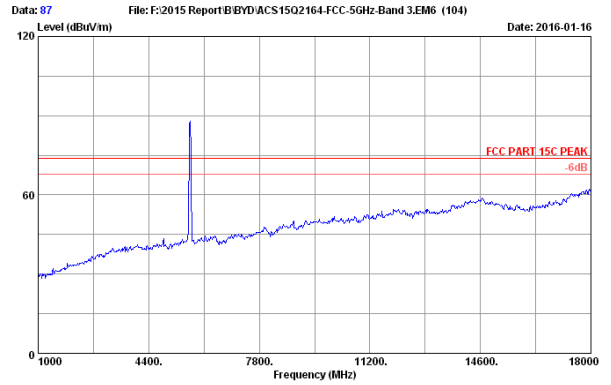
Site no. : 3m Chamber Data no. : 78
 Dis. / Ant. : 3m 2015 3115-4877 Ant. pol. : VERTICAL
 Limit : FCC PART 15C PEAK
 Env. / Ins. : 22.4°C/53.1%
 Engineer : Alice_yang
 EUT : Notebook
 Power rating : DC 20V From Adapter Input AC 120V/60Hz
 Test Mode : IEEE802.11acVHT40 CH102 5510MHz Tx
 RZ09-0184

| No. | Freq. (MHz) | Ant. Factor (dB/m) | Cable Loss (dB) | AMP factor (dB) | Reading (dBuV) | Emission Level (dBuV/m) | Limits (dBuV/m) | Margin (dB) | Remark |
|-----|-------------|--------------------|-----------------|-----------------|----------------|-------------------------|-----------------|-------------|---------|
| 1 | 5510.000 | 34.41 | 9.79 | 35.22 | 86.01 | 94.99 | 74.00 | -20.99 | Peak |
| 2 | 11020.000 | 38.62 | 14.20 | 35.44 | 30.51 | 47.89 | 54.00 | 6.11 | Average |
| 3 | 11020.000 | 38.62 | 14.20 | 35.44 | 43.27 | 60.65 | 74.00 | 13.35 | Peak |

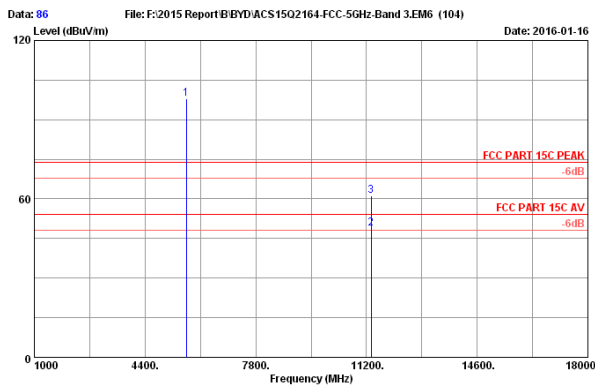
Remarks: 1. Emission Level= Antenna Factor + Cable Loss + Reading - Amp Factor
 2. The emission levels that are 20dB below the official limit are not reported.



Site no. : 3m Chamber Data no. : 85
 Dis. / Ant. : 3m 2015 3115-4877 Ant. pol. : HORIZONTAL
 Limit : FCC PART 15C PEAK
 Env. / Ins. : 22.4°C/53.1%
 Engineer : Alice_yang
 EUT : Notebook
 Power rating : DC 20V From Adapter Input AC 120V/60Hz
 Test Mode : IEEE802.11acVHT40 CH134 5670MHz Tx
 RZ09-0184



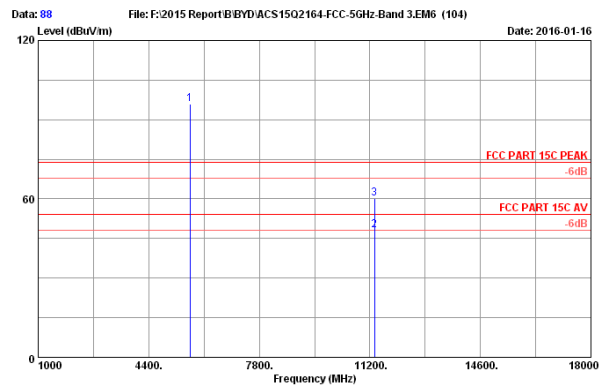
Site no. : 3m Chamber Data no. : 87
 Dis. / Ant. : 3m 2015 3115-4877 Ant. pol. : VERTICAL
 Limit : FCC PART 15C PEAK
 Env. / Ins. : 22.4°C/53.1%
 Engineer : Alice_yang
 EUT : Notebook
 Power rating : DC 20V From Adapter Input AC 120V/60Hz
 Test Mode : IEEE802.11acVHT40 CH134 5670MHz Tx
 RZ09-0184



Site no. : 3m Chamber Data no. : 86
 Dis. / Ant. : 3m 2015 3115-4877 Ant. pol. : HORIZONTAL
 Limit : FCC PART 15C PEAK
 Env. / Ins. : 22.4°C/53.1%
 Engineer : Alice_yang
 EUT : Notebook
 Power rating : DC 20V From Adapter Input AC 120V/60Hz
 Test Mode : IEEE802.11acVHT40 CH134 5670MHz Tx
 RZ09-0184

| No. | Freq. (MHz) | Ant. Factor (dB/m) | Cable Loss (dB) | AMP factor (dB) | Reading (dBuV) | Emission Level (dBuV/m) | Limits (dBuV/m) | Margin (dB) | Remark |
|-----|-------------|--------------------|-----------------|-----------------|----------------|-------------------------|-----------------|-------------|---------|
| 1 | 5670.000 | 34.50 | 9.86 | 35.15 | 88.84 | 98.05 | 74.00 | -24.05 | Peak |
| 2 | 11340.000 | 38.94 | 14.42 | 35.36 | 30.64 | 48.64 | 54.00 | 5.36 | Average |
| 3 | 11340.000 | 38.94 | 14.42 | 35.36 | 43.17 | 61.17 | 74.00 | 12.83 | Peak |

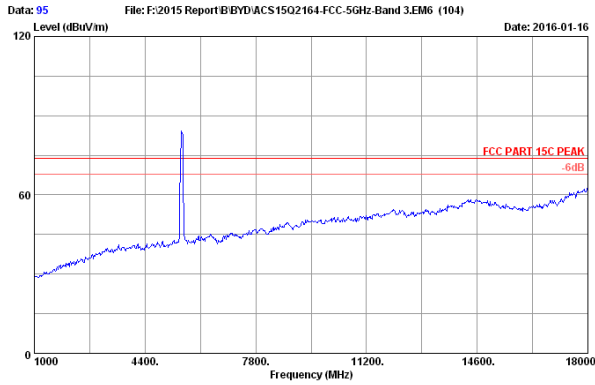
Remarks: 1. Emission Level= Antenna Factor + Cable Loss + Reading - Amp Factor
 2. The emission levels that are 20dB below the official limit are not reported.



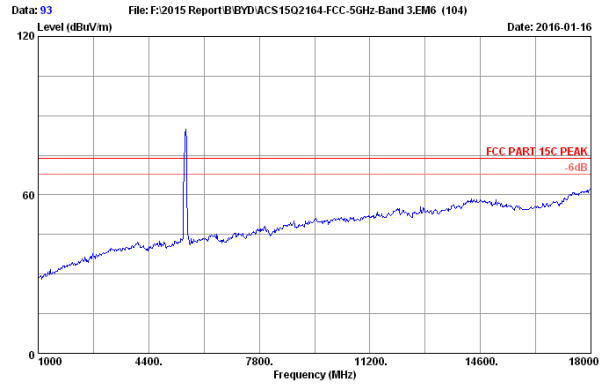
Site no. : 3m Chamber Data no. : 88
 Dis. / Ant. : 3m 2015 3115-4877 Ant. pol. : VERTICAL
 Limit : FCC PART 15C PEAK
 Env. / Ins. : 22.4°C/53.1%
 Engineer : Alice_yang
 EUT : Notebook
 Power rating : DC 20V From Adapter Input AC 120V/60Hz
 Test Mode : IEEE802.11acVHT40 CH134 5670MHz Tx
 RZ09-0184

| No. | Freq. (MHz) | Ant. Factor (dB/m) | Cable Loss (dB) | AMP factor (dB) | Reading (dBuV) | Emission Level (dBuV/m) | Limits (dBuV/m) | Margin (dB) | Remark |
|-----|-------------|--------------------|-----------------|-----------------|----------------|-------------------------|-----------------|-------------|---------|
| 1 | 5670.000 | 34.50 | 9.86 | 35.15 | 86.65 | 95.86 | 74.00 | -21.86 | Peak |
| 2 | 11340.000 | 38.94 | 14.42 | 35.36 | 30.19 | 48.19 | 54.00 | 5.81 | Average |
| 3 | 11340.000 | 38.94 | 14.42 | 35.36 | 42.33 | 60.33 | 74.00 | 13.67 | Peak |

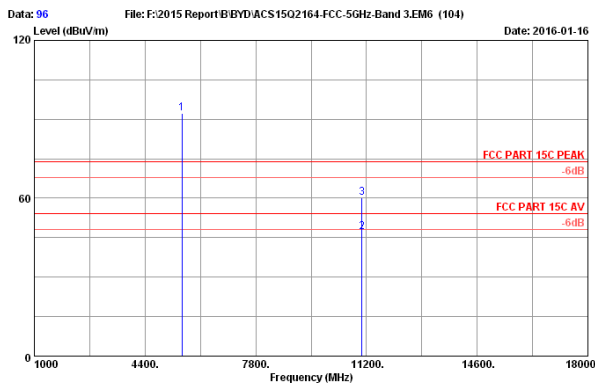
Remarks: 1. Emission Level= Antenna Factor + Cable Loss + Reading - Amp Factor
 2. The emission levels that are 20dB below the official limit are not reported.



Site no. : 3m Chamber Data no. : 95
 Dis. / Ant. : 3m 2015 3115-4877 Ant. pol. : HORIZONTAL
 Limit : FCC PART 15C PEAK
 Env. / Ins. : 22.4°C/53.1%
 Engineer : Alice_yang
 EUT : Notebook
 Power rating : DC 20V From Adapter Input AC 120W/60Hz
 Test Mode : IEEE802.11acVHT80 CH106 5530MHz Tx
 RZ09-0184



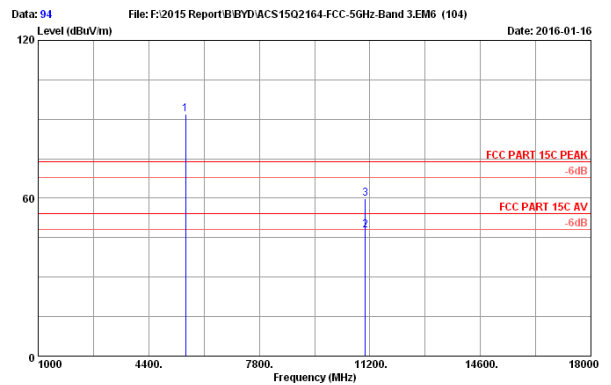
Site no. : 3m Chamber Data no. : 93
 Dis. / Ant. : 3m 2015 3115-4877 Ant. pol. : VERTICAL
 Limit : FCC PART 15C PEAK
 Env. / Ins. : 22.4°C/53.1%
 Engineer : Alice_yang
 EUT : Notebook
 Power rating : DC 20V From Adapter Input AC 120W/60Hz
 Test Mode : IEEE802.11acVHT80 CH106 5530MHz Tx
 RZ09-0184



Site no. : 3m Chamber Data no. : 96
 Dis. / Ant. : 3m 2015 3115-4877 Ant. pol. : HORIZONTAL
 Limit : FCC PART 15C PEAK
 Env. / Ins. : 22.4°C/53.1%
 Engineer : Alice_yang
 EUT : Notebook
 Power rating : DC 20V From Adapter Input AC 120W/60Hz
 Test Mode : IEEE802.11acVHT80 CH106 5530MHz Tx
 RZ09-0184

| No. | Freq. (MHz) | Ant. Factor (dB/m) | Cable Loss (dB) | AMP factor (dB) | Reading (dBuV) | Emission Level (dBuV/m) | Limits (dBuV/m) | Margin (dB) | Remark |
|-----|-------------|--------------------|-----------------|-----------------|----------------|-------------------------|-----------------|-------------|---------|
| 1 | 5530.000 | 34.42 | 9.80 | 35.21 | 83.13 | 92.14 | 74.00 | -18.14 | Peak |
| 2 | 11060.000 | 38.66 | 14.23 | 35.44 | 29.63 | 47.08 | 54.00 | 6.92 | Average |
| 3 | 11060.000 | 38.66 | 14.23 | 35.44 | 42.57 | 60.02 | 74.00 | 13.98 | Peak |

Remarks: 1. Emission Level= Antenna Factor + Cable Loss + Reading - Amp Factor
 2. The emission levels that are 20dB below the official limit are not reported.

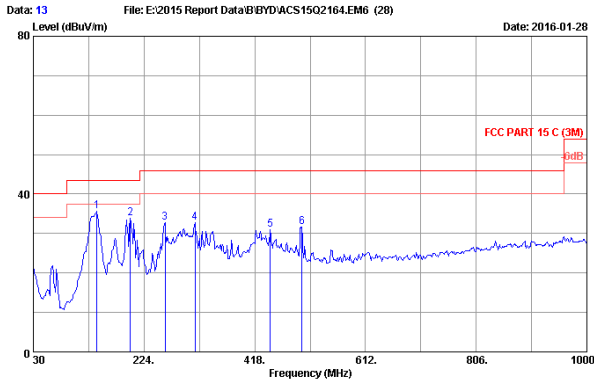


Site no. : 3m Chamber Data no. : 94
 Dis. / Ant. : 3m 2015 3115-4877 Ant. pol. : VERTICAL
 Limit : FCC PART 15C PEAK
 Env. / Ins. : 22.4°C/53.1%
 Engineer : Alice_yang
 EUT : Notebook
 Power rating : DC 20V From Adapter Input AC 120W/60Hz
 Test Mode : IEEE802.11acVHT80 CH106 5530MHz Tx
 RZ09-0184

| No. | Freq. (MHz) | Ant. Factor (dB/m) | Cable Loss (dB) | AMP factor (dB) | Reading (dBuV) | Emission Level (dBuV/m) | Limits (dBuV/m) | Margin (dB) | Remark |
|-----|-------------|--------------------|-----------------|-----------------|----------------|-------------------------|-----------------|-------------|---------|
| 1 | 5530.000 | 34.42 | 9.80 | 35.21 | 82.95 | 91.96 | 74.00 | -17.96 | Peak |
| 2 | 11060.000 | 38.66 | 14.23 | 35.44 | 30.33 | 47.78 | 54.00 | 6.22 | Average |
| 3 | 11060.000 | 38.66 | 14.23 | 35.44 | 42.30 | 59.75 | 74.00 | 14.25 | Peak |

Remarks: 1. Emission Level= Antenna Factor + Cable Loss + Reading - Amp Factor
 2. The emission levels that are 20dB below the official limit are not reported.

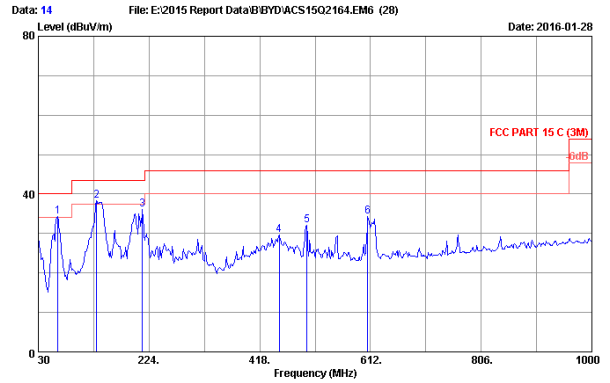
**5745-5825MHz Band:
Frequency: 30MHz~1GHz**



Site no. : 3m Chamber Data no. : 13
 Dis. / Ant. : 3m 2015 CBL6112D 35375 Ant. pol. : HORIZONTAL
 Limit : FCC PART 15 C (3M)
 Env. / Ins. : 22.1°C/50% Engineer : Brown
 EUT : Notebook M/N: R209-0184
 Power Rating : DC 20V From Adapter Input AC 120V/60Hz
 Test Mode : TX Mode

| No. | Freq. (MHz) | Ant. Factor (dB/m) | Cable Loss (dB) | Reading (dBuV) | Emission Level (dBuV/m) | Limits (dBuV/m) | Margin (dB) | Remark |
|-----|-------------|--------------------|-----------------|----------------|-------------------------|-----------------|-------------|--------|
| 1 | 141.550 | 12.02 | 1.27 | 22.28 | 35.57 | 43.50 | 7.93 | QP |
| 2 | 199.750 | 10.59 | 1.51 | 21.79 | 33.89 | 43.50 | 9.61 | QP |
| 3 | 260.880 | 14.34 | 1.73 | 16.80 | 32.87 | 46.00 | 13.13 | QP |
| 4 | 313.240 | 14.50 | 1.94 | 16.23 | 32.67 | 46.00 | 13.33 | QP |
| 5 | 445.160 | 17.26 | 2.36 | 11.25 | 30.87 | 46.00 | 15.13 | QP |
| 6 | 500.450 | 18.40 | 2.51 | 10.66 | 31.57 | 46.00 | 14.43 | QP |

Remarks: 1. Emission Level= Antenna Factor + Cable Loss + Reading.
 2. The emission levels that are 20dB below the official limit are not reported.

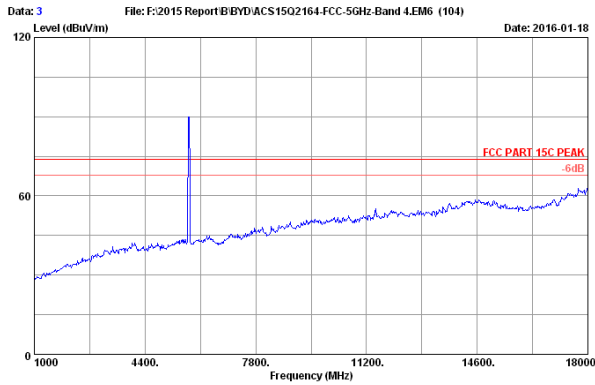


Site no. : 3m Chamber Data no. : 14
 Dis. / Ant. : 3m 2015 CBL6112D 35375 Ant. pol. : VERTICAL
 Limit : FCC PART 15 C (3M)
 Env. / Ins. : 22.1°C/50% Engineer : Brown
 EUT : Notebook M/N: R209-0184
 Power Rating : DC 20V From Adapter Input AC 120V/60Hz
 Test Mode : TX Mode

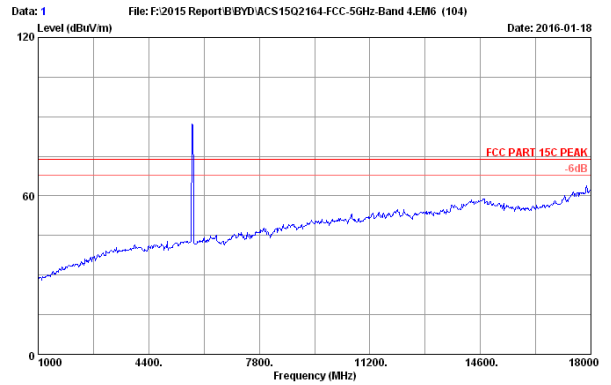
| No. | Freq. (MHz) | Ant. Factor (dB/m) | Cable Loss (dB) | Reading (dBuV) | Emission Level (dBuV/m) | Limits (dBuV/m) | Margin (dB) | Remark |
|-----|-------------|--------------------|-----------------|----------------|-------------------------|-----------------|-------------|--------|
| 1 | 63.950 | 6.80 | 0.89 | 26.62 | 34.31 | 40.00 | 5.69 | QP |
| 2 | 131.850 | 13.11 | 1.24 | 23.94 | 38.29 | 43.50 | 5.21 | QP |
| 3 | 212.360 | 10.70 | 1.54 | 23.62 | 36.06 | 43.50 | 7.44 | QP |
| 4 | 451.950 | 17.33 | 2.38 | 9.96 | 29.87 | 46.00 | 16.33 | QP |
| 5 | 500.450 | 18.40 | 2.51 | 11.10 | 32.01 | 46.00 | 13.99 | QP |
| 6 | 607.150 | 19.44 | 2.79 | 12.09 | 34.32 | 46.00 | 11.68 | QP |

Remarks: 1. Emission Level= Antenna Factor + Cable Loss + Reading.
 2. The emission levels that are 20dB below the official limit are not reported.

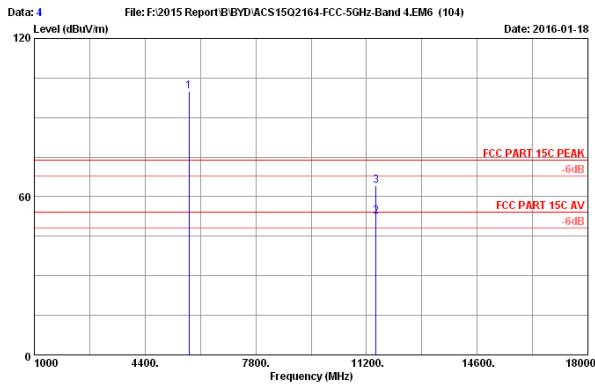
Frequency: 1GHz~18GHz



Site no. : 3m Chamber Data no. : 3
 Dis. / Ant. : 3m 2015 3115-4877 Ant. pol. : HORIZONTAL
 Limit : FCC PART 15C PEAK
 Env. / Ins. : 22.8°C/53.1%
 Engineer : Alice yang
 EUT : Notebook
 Power rating : DC 20V From Adapter Input AC 120V/60Hz
 Test Mode : IEEE802.11a CH149 5745MHz Tx
 R209-0184



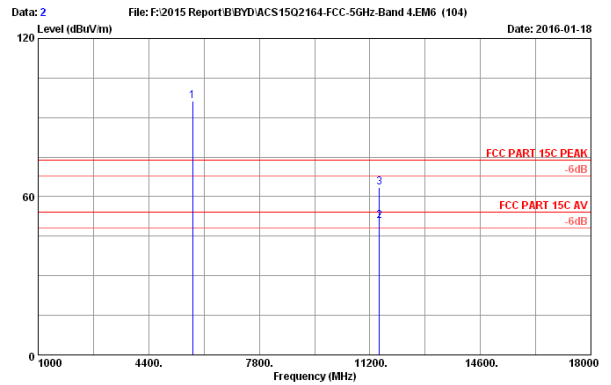
Site no. : 3m Chamber Data no. : 1
 Dis. / Ant. : 3m 2015 3115-4877 Ant. pol. : VERTICAL
 Limit : FCC PART 15C PEAK
 Env. / Ins. : 22.8°C/53.1%
 Engineer : Alice yang
 EUT : Notebook
 Power rating : DC 20V From Adapter Input AC 120V/60Hz
 Test Mode : IEEE802.11a CH149 5745MHz Tx
 R209-0184



Site no. : 3m Chamber Data no. : 4
 Dis. / Ant. : 3m 2015 3115-4877 Ant. pol. : HORIZONTAL
 Limit : FCC PART 15C PEAK
 Env. / Ins. : 22.8°C/53.1%
 Engineer : Alice yang
 EUT : Notebook
 Power rating : DC 20V From Adapter Input AC 120V/60Hz
 Test Mode : IEEE802.11a CH149 5745MHz Tx
 R209-0184

| No. | Freq. (MHz) | Ant. Factor (dB/m) | Cable Loss (dB) | AMP factor (dB) | Reading (dBuV) | Emission Level (dBuV/m) | Limits (dBuV/m) | Margin (dB) | Remark |
|-----|-------------|--------------------|-----------------|-----------------|----------------|-------------------------|-----------------|-------------|---------|
| 1 | 5745.000 | 34.55 | 9.90 | 35.11 | 90.71 | 100.05 | 74.00 | -26.05 | Peak |
| 2 | 11490.000 | 39.09 | 14.54 | 35.33 | 34.13 | 52.43 | 54.00 | 1.57 | Average |
| 3 | 11490.000 | 39.09 | 14.54 | 35.33 | 45.95 | 64.25 | 74.00 | 9.75 | Peak |

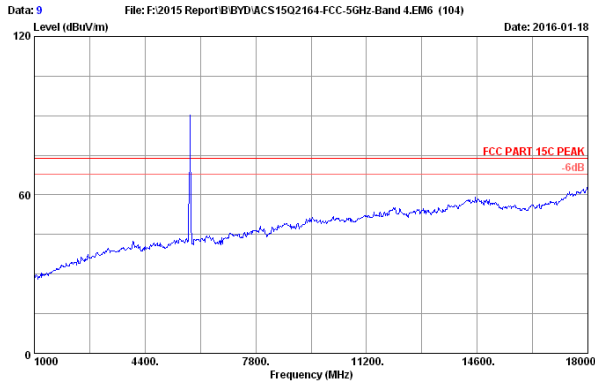
Remarks: 1. Emission Level= Antenna Factor + Cable Loss + Reading - Amp Factor
 2. The emission levels that are 20dB below the official limit are not reported.



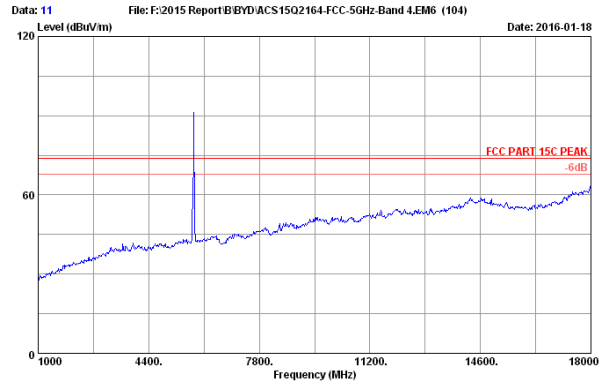
Site no. : 3m Chamber Data no. : 2
 Dis. / Ant. : 3m 2015 3115-4877 Ant. pol. : VERTICAL
 Limit : FCC PART 15C PEAK
 Env. / Ins. : 22.8°C/53.1%
 Engineer : Alice yang
 EUT : Notebook
 Power rating : DC 20V From Adapter Input AC 120V/60Hz
 Test Mode : IEEE802.11a CH149 5745MHz Tx
 R209-0184

| No. | Freq. (MHz) | Ant. Factor (dB/m) | Cable Loss (dB) | AMP factor (dB) | Reading (dBuV) | Emission Level (dBuV/m) | Limits (dBuV/m) | Margin (dB) | Remark |
|-----|-------------|--------------------|-----------------|-----------------|----------------|-------------------------|-----------------|-------------|---------|
| 1 | 5745.000 | 34.55 | 9.90 | 35.11 | 86.79 | 96.13 | 74.00 | -22.13 | Peak |
| 2 | 11490.000 | 39.09 | 14.54 | 35.33 | 32.64 | 50.94 | 54.00 | 3.06 | Average |
| 3 | 11490.000 | 39.09 | 14.54 | 35.33 | 45.11 | 63.41 | 74.00 | 10.59 | Peak |

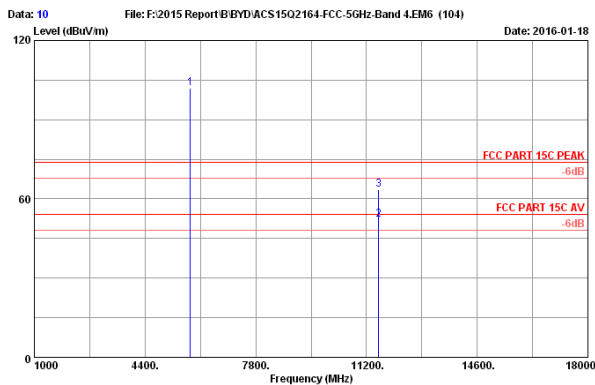
Remarks: 1. Emission Level= Antenna Factor + Cable Loss + Reading - Amp Factor
 2. The emission levels that are 20dB below the official limit are not reported.



Site no. : 3m Chamber Data no. : 9
 Dis. / Ant. : 3m 2015 3115-4877 Ant. pol. : HORIZONTAL
 Limit : FCC PART 15C PEAK
 Env. / Ins. : 22.8°C/53.1%
 Engineer : Alice_yang
 EUT : Notebook
 Power rating : DC 20W From Adapter Input AC 120V/60Hz
 Test Mode : IEEE802.11a CH157 5785MHz Tx RZ09-0184



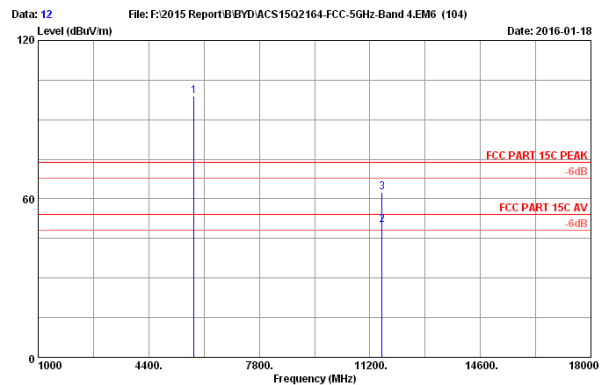
Site no. : 3m Chamber Data no. : 11
 Dis. / Ant. : 3m 2015 3115-4877 Ant. pol. : VERTICAL
 Limit : FCC PART 15C PEAK
 Env. / Ins. : 22.8°C/53.1%
 Engineer : Alice_yang
 EUT : Notebook
 Power rating : DC 20W From Adapter Input AC 120V/60Hz
 Test Mode : IEEE802.11a CH157 5785MHz Tx RZ09-0184



Site no. : 3m Chamber Data no. : 10
 Dis. / Ant. : 3m 2015 3115-4877 Ant. pol. : HORIZONTAL
 Limit : FCC PART 15C PEAK
 Env. / Ins. : 22.8°C/53.1%
 Engineer : Alice_yang
 EUT : Notebook
 Power rating : DC 20W From Adapter Input AC 120V/60Hz
 Test Mode : IEEE802.11a CH157 5785MHz Tx RZ09-0184

| No. | Freq. (MHz) | Ant. Factor (dB/m) | Cable Loss (dB) | AMP factor (dE) | Reading (dBuV) | Emission Level (dBuV/m) | Limits (dBuV/m) | Margin (dB) | Remark |
|-----|-------------|--------------------|-----------------|-----------------|----------------|-------------------------|-----------------|-------------|---------|
| 1 | 5785.000 | 34.57 | 9.91 | 35.10 | 92.42 | 101.80 | 74.00 | -27.80 | Peak |
| 2 | 11570.000 | 39.14 | 14.60 | 35.31 | 33.59 | 52.02 | 54.00 | 1.98 | Average |
| 3 | 11570.000 | 39.14 | 14.60 | 35.31 | 45.03 | 63.46 | 74.00 | 10.54 | Peak |

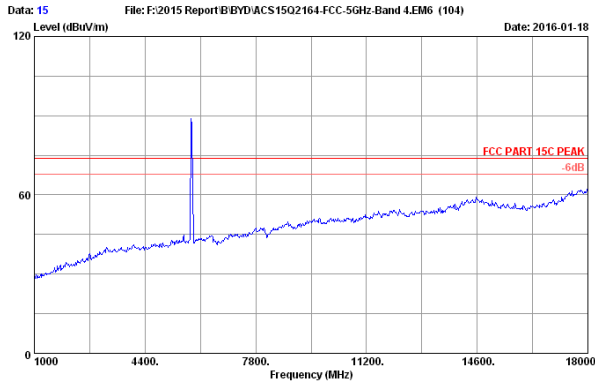
Remarks: 1. Emission Level= Antenna Factor + Cable Loss + Reading - Amp Factor
 2. The emission levels that are 20dB below the official limit are not reported.



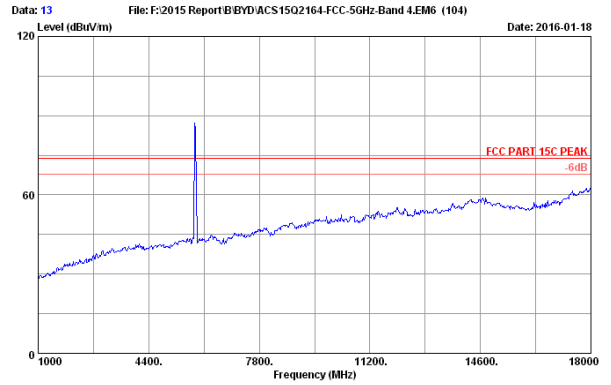
Site no. : 3m Chamber Data no. : 12
 Dis. / Ant. : 3m 2015 3115-4877 Ant. pol. : VERTICAL
 Limit : FCC PART 15C PEAK
 Env. / Ins. : 22.8°C/53.1%
 Engineer : Alice_yang
 EUT : Notebook
 Power rating : DC 20W From Adapter Input AC 120V/60Hz
 Test Mode : IEEE802.11a CH157 5785MHz Tx RZ09-0184

| No. | Freq. (MHz) | Ant. Factor (dB/m) | Cable Loss (dB) | AMP factor (dB) | Reading (dBuV) | Emission Level (dBuV/m) | Limits (dBuV/m) | Margin (dB) | Remark |
|-----|-------------|--------------------|-----------------|-----------------|----------------|-------------------------|-----------------|-------------|---------|
| 1 | 5785.000 | 34.57 | 9.91 | 35.10 | 89.46 | 98.84 | 74.00 | -24.84 | Peak |
| 2 | 11570.000 | 39.14 | 14.60 | 35.31 | 31.86 | 50.29 | 54.00 | 3.71 | Average |
| 3 | 11570.000 | 39.14 | 14.60 | 35.31 | 44.14 | 62.57 | 74.00 | 11.43 | Peak |

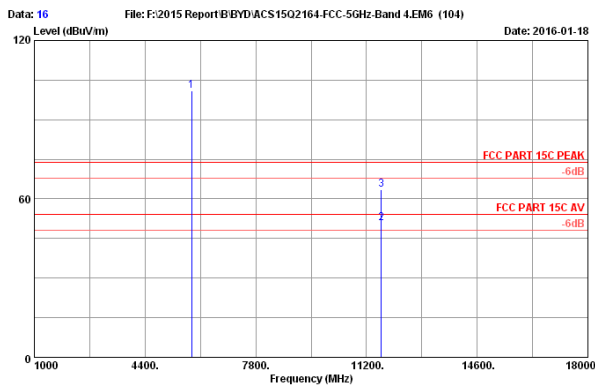
Remarks: 1. Emission Level= Antenna Factor + Cable Loss + Reading - Amp Factor
 2. The emission levels that are 20dB below the official limit are not reported.



Site no. : 3m Chamber Data no. : 15
 Dis. / Ant. : 3m 2015 3115-4877 Ant. pol. : HORIZONTAL
 Limit : FCC PART 15C PEAK
 Env. / Ins. : 22.8°C/53.1%
 Engineer : Alice_yang
 EUT : Notebook
 Power rating : DC 20W From Adapter Input AC 120V/60Hz
 Test Mode : IEEE802.11a CH165 5825MHz Tx RZ09-0184



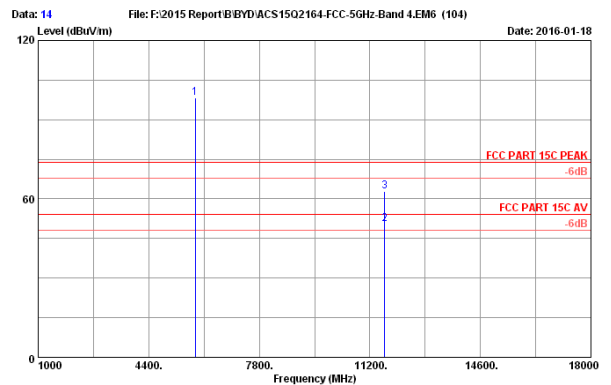
Site no. : 3m Chamber Data no. : 13
 Dis. / Ant. : 3m 2015 3115-4877 Ant. pol. : VERTICAL
 Limit : FCC PART 15C PEAK
 Env. / Ins. : 22.8°C/53.1%
 Engineer : Alice_yang
 EUT : Notebook
 Power rating : DC 20W From Adapter Input AC 120V/60Hz
 Test Mode : IEEE802.11a CH165 5825MHz Tx RZ09-0184



Site no. : 3m Chamber Data no. : 16
 Dis. / Ant. : 3m 2015 3115-4877 Ant. pol. : HORIZONTAL
 Limit : FCC PART 15C PEAK
 Env. / Ins. : 22.8°C/53.1%
 Engineer : Alice_yang
 EUT : Notebook
 Power rating : DC 20W From Adapter Input AC 120V/60Hz
 Test Mode : IEEE802.11a CH165 5825MHz Tx RZ09-0184

| No. | Freq. (MHz) | Ant. Factor (dB/m) | Cable Loss (dB) | AMP factor (dB) | Reading (dBuV) | Emission Level (dBuV/m) | Limits (dBuV/m) | Margin (dB) | Remark |
|-----|-------------|--------------------|-----------------|-----------------|----------------|-------------------------|-----------------|-------------|---------|
| 1 | 5825.000 | 34.60 | 9.93 | 35.08 | 91.38 | 100.83 | 74.00 | -26.83 | Peak |
| 2 | 11650.000 | 39.19 | 14.66 | 35.29 | 32.19 | 50.75 | 54.00 | 3.25 | Average |
| 3 | 11650.000 | 39.19 | 14.66 | 35.29 | 44.80 | 63.36 | 74.00 | 10.64 | Peak |

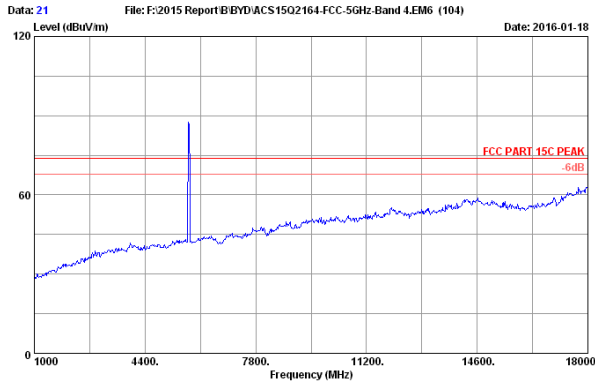
Remarks: 1. Emission Level= Antenna Factor + Cable Loss + Reading - Amp Factor
 2. The emission levels that are 20dB below the official limit are not reported.



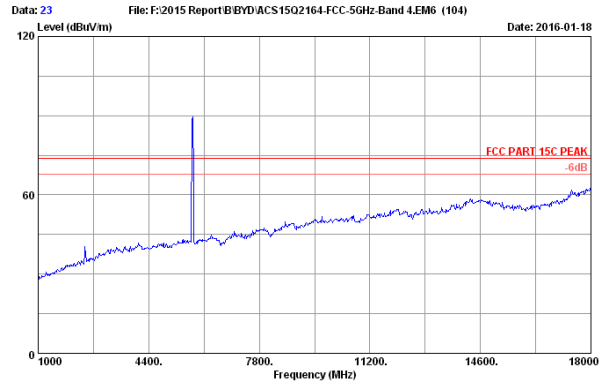
Site no. : 3m Chamber Data no. : 14
 Dis. / Ant. : 3m 2015 3115-4877 Ant. pol. : VERTICAL
 Limit : FCC PART 15C PEAK
 Env. / Ins. : 22.8°C/53.1%
 Engineer : Alice_yang
 EUT : Notebook
 Power rating : DC 20W From Adapter Input AC 120V/60Hz
 Test Mode : IEEE802.11a CH165 5825MHz Tx RZ09-0184

| No. | Freq. (MHz) | Ant. Factor (dB/m) | Cable Loss (dB) | AMP factor (dB) | Reading (dBuV) | Emission Level (dBuV/m) | Limits (dBuV/m) | Margin (dB) | Remark |
|-----|-------------|--------------------|-----------------|-----------------|----------------|-------------------------|-----------------|-------------|---------|
| 1 | 5825.000 | 34.60 | 9.93 | 35.08 | 88.72 | 98.17 | 74.00 | -24.17 | Peak |
| 2 | 11650.000 | 39.19 | 14.66 | 35.29 | 31.90 | 50.46 | 54.00 | 3.54 | Average |
| 3 | 11650.000 | 39.19 | 14.66 | 35.29 | 44.42 | 62.98 | 74.00 | 11.02 | Peak |

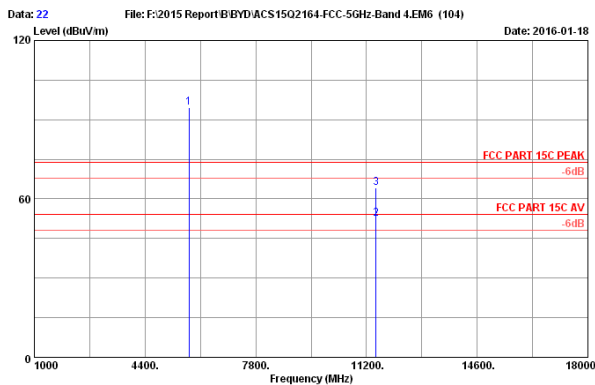
Remarks: 1. Emission Level= Antenna Factor + Cable Loss + Reading - Amp Factor
 2. The emission levels that are 20dB below the official limit are not reported.



Site no. : 3m Chamber Data no. : 21
 Dis. / Ant. : 3m 2015 3115-4877 Ant. pol. : HORIZONTAL
 Limit : FCC PART 15C PEAK
 Env. / Ins. : 22.8°C/53.1%
 Engineer : Alice_yang
 EUT : Notebook
 Power rating : DC 20W From Adapter Input AC 120V/60Hz
 Test Mode : IEEE802.11nHT20 CH149 5745MHz Tx
 RZ09-0184



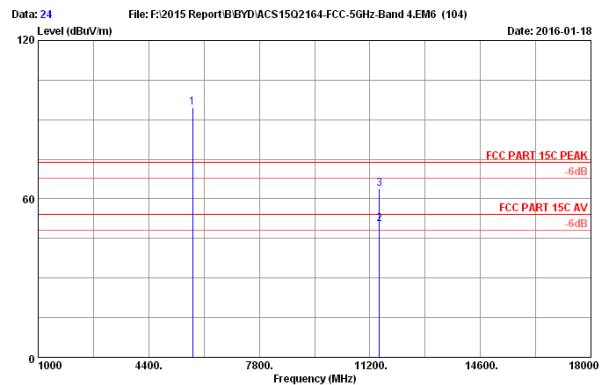
Site no. : 3m Chamber Data no. : 23
 Dis. / Ant. : 3m 2015 3115-4877 Ant. pol. : VERTICAL
 Limit : FCC PART 15C PEAK
 Env. / Ins. : 22.8°C/53.1%
 Engineer : Alice_yang
 EUT : Notebook
 Power rating : DC 20W From Adapter Input AC 120V/60Hz
 Test Mode : IEEE802.11nHT20 CH149 5745MHz Tx
 RZ09-0184



Site no. : 3m Chamber Data no. : 22
 Dis. / Ant. : 3m 2015 3115-4877 Ant. pol. : HORIZONTAL
 Limit : FCC PART 15C PEAK
 Env. / Ins. : 22.8°C/53.1%
 Engineer : Alice_yang
 EUT : Notebook
 Power rating : DC 20W From Adapter Input AC 120V/60Hz
 Test Mode : IEEE802.11nHT20 CH149 5745MHz Tx
 RZ09-0184

| No. | Freq. (MHz) | Ant. Factor (dB/m) | Cable Loss (dB) | AMP factor (dB) | Reading (dBuV) | Emission Level (dBuV/m) | Limits (dBuV/m) | Margin (dB) | Remark |
|-----|-------------|--------------------|-----------------|-----------------|----------------|-------------------------|-----------------|-------------|---------|
| 1 | 5745.000 | 34.55 | 9.90 | 35.11 | 85.21 | 94.55 | 74.00 | -20.55 | Peak |
| 2 | 11490.000 | 39.09 | 14.54 | 35.33 | 34.12 | 52.42 | 54.00 | 1.58 | Average |
| 3 | 11490.000 | 39.09 | 14.54 | 35.33 | 46.04 | 64.34 | 74.00 | 9.66 | Peak |

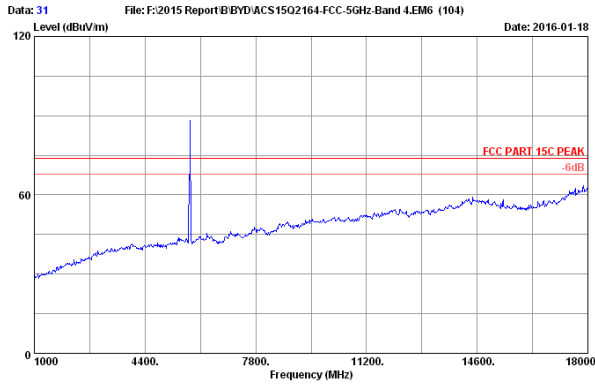
Remarks: 1. Emission Level= Antenna Factor + Cable Loss + Reading - Amp Factor
 2. The emission levels that are 20dB below the official limit are not reported.



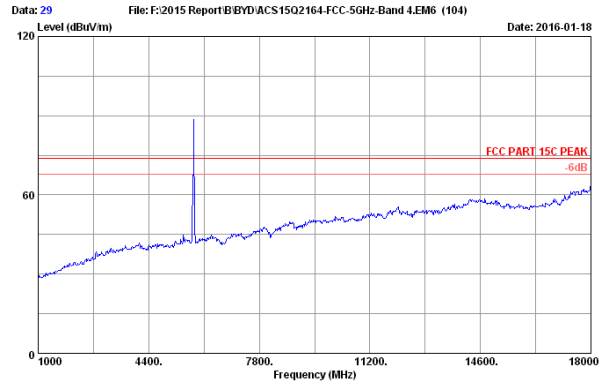
Site no. : 3m Chamber Data no. : 24
 Dis. / Ant. : 3m 2015 3115-4877 Ant. pol. : VERTICAL
 Limit : FCC PART 15C PEAK
 Env. / Ins. : 22.8°C/53.1%
 Engineer : Alice_yang
 EUT : Notebook
 Power rating : DC 20W From Adapter Input AC 120V/60Hz
 Test Mode : IEEE802.11nHT20 CH149 5745MHz Tx
 RZ09-0184

| No. | Freq. (MHz) | Ant. Factor (dB/m) | Cable Loss (dB) | AMP factor (dB) | Reading (dBuV) | Emission Level (dBuV/m) | Limits (dBuV/m) | Margin (dB) | Remark |
|-----|-------------|--------------------|-----------------|-----------------|----------------|-------------------------|-----------------|-------------|---------|
| 1 | 5745.000 | 34.55 | 9.90 | 35.11 | 85.09 | 94.43 | 74.00 | -20.43 | Peak |
| 2 | 11490.000 | 39.09 | 14.54 | 35.33 | 32.20 | 50.50 | 54.00 | 3.50 | Average |
| 3 | 11490.000 | 39.09 | 14.54 | 35.33 | 45.38 | 63.68 | 74.00 | 10.32 | Peak |

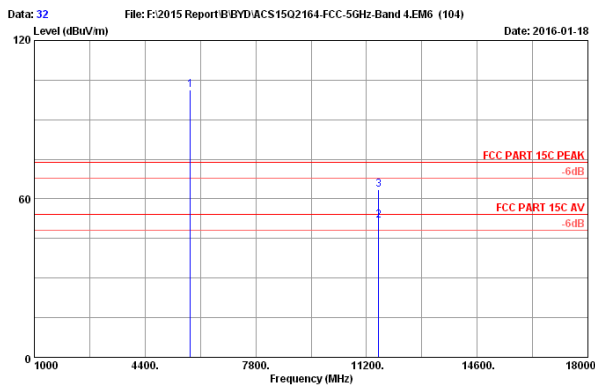
Remarks: 1. Emission Level= Antenna Factor + Cable Loss + Reading - Amp Factor
 2. The emission levels that are 20dB below the official limit are not reported.



Site no. : 3m Chamber Data no. : 31
 Dis. / Ant. : 3m 2015 3115-4877 Ant. pol. : HORIZONTAL
 Limit : FCC PART 15C PEAK
 Env. / Ins. : 22.8°C/53.1%
 Engineer : Alice_yang
 EUT : Notebook
 Power rating : DC 20W From Adapter Input AC 120V/60Hz
 Test Mode : IEEE802.11nHT20 CH157 5785MHz Tx RZ09-0184



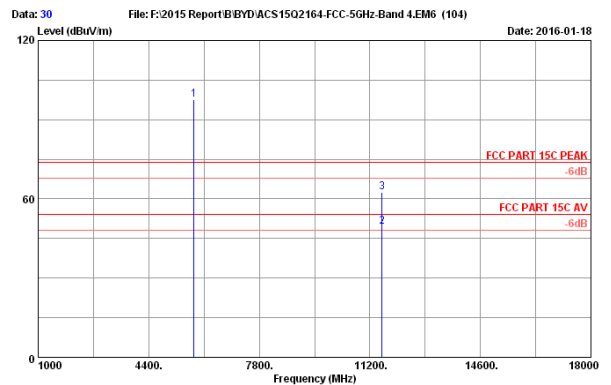
Site no. : 3m Chamber Data no. : 29
 Dis. / Ant. : 3m 2015 3115-4877 Ant. pol. : VERTICAL
 Limit : FCC PART 15C PEAK
 Env. / Ins. : 22.8°C/53.1%
 Engineer : Alice_yang
 EUT : Notebook
 Power rating : DC 20W From Adapter Input AC 120V/60Hz
 Test Mode : IEEE802.11nHT20 CH157 5785MHz Tx RZ09-0184



Site no. : 3m Chamber Data no. : 32
 Dis. / Ant. : 3m 2015 3115-4877 Ant. pol. : HORIZONTAL
 Limit : FCC PART 15C PEAK
 Env. / Ins. : 22.8°C/53.1%
 Engineer : Alice_yang
 EUT : Notebook
 Power rating : DC 20W From Adapter Input AC 120V/60Hz
 Test Mode : IEEE802.11nHT20 CH157 5785MHz Tx RZ09-0184

| No. | Freq. (MHz) | Ant. Factor (dB/m) | Cable Loss (dB) | AMP factor (dB) | Reading (dBuV) | Emission Level (dBuV/m) | Limits (dBuV/m) | Margin (dB) | Remark |
|-----|-------------|--------------------|-----------------|-----------------|----------------|-------------------------|-----------------|-------------|---------|
| 1 | 5785.000 | 34.57 | 9.91 | 35.10 | 91.76 | 101.14 | 74.00 | -27.14 | Peak |
| 2 | 11570.000 | 39.14 | 14.60 | 35.31 | 33.47 | 51.90 | 54.00 | 2.10 | Average |
| 3 | 11570.000 | 39.14 | 14.60 | 35.31 | 44.95 | 63.38 | 74.00 | 10.62 | Peak |

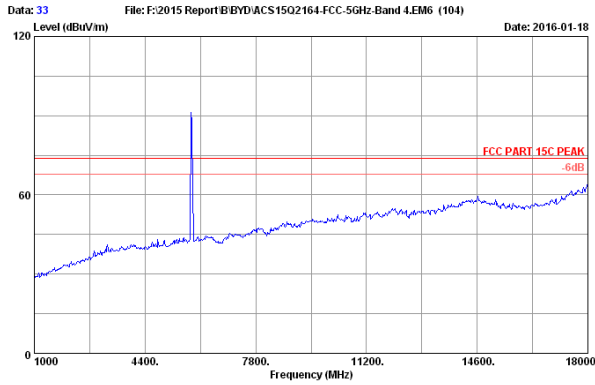
Remarks: 1. Emission Level= Antenna Factor + Cable Loss + Reading - Amp Factor
 2. The emission levels that are 20dB below the official limit are not reported.



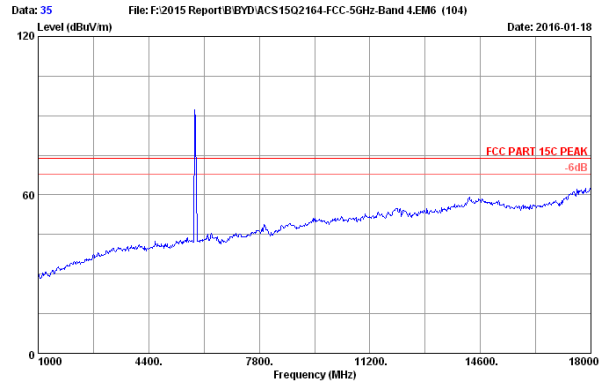
Site no. : 3m Chamber Data no. : 30
 Dis. / Ant. : 3m 2015 3115-4877 Ant. pol. : VERTICAL
 Limit : FCC PART 15C PEAK
 Env. / Ins. : 22.8°C/53.1%
 Engineer : Alice_yang
 EUT : Notebook
 Power rating : DC 20W From Adapter Input AC 120V/60Hz
 Test Mode : IEEE802.11nHT20 CH157 5785MHz Tx RZ09-0184

| No. | Freq. (MHz) | Ant. Factor (dB/m) | Cable Loss (dB) | AMP factor (dB) | Reading (dBuV) | Emission Level (dBuV/m) | Limits (dBuV/m) | Margin (dB) | Remark |
|-----|-------------|--------------------|-----------------|-----------------|----------------|-------------------------|-----------------|-------------|---------|
| 1 | 5785.000 | 34.57 | 9.91 | 35.10 | 88.10 | 97.48 | 74.00 | -23.48 | Peak |
| 2 | 11570.000 | 39.14 | 14.60 | 35.31 | 31.14 | 49.57 | 54.00 | 4.43 | Average |
| 3 | 11570.000 | 39.14 | 14.60 | 35.31 | 44.20 | 62.63 | 74.00 | 11.37 | Peak |

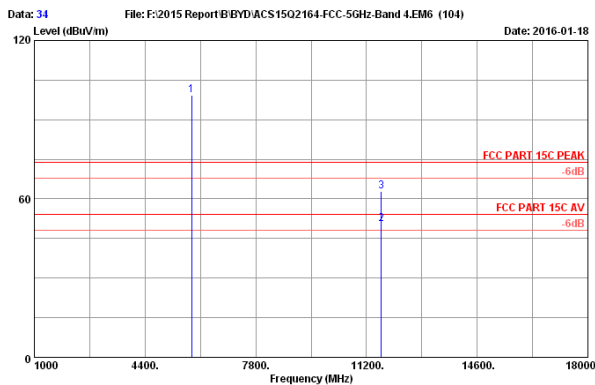
Remarks: 1. Emission Level= Antenna Factor + Cable Loss + Reading - Amp Factor
 2. The emission levels that are 20dB below the official limit are not reported.



Site no. : 3m Chamber Data no. : 33
 Dis. / Ant. : 3m 2015 3115-4877 Ant. pol. : HORIZONTAL
 Limit : FCC PART 15C PEAK
 Env. / Ins. : 22.8°C/53.1%
 Engineer : Alice_yang
 EUT : Notebook
 Power rating : DC 20W From Adapter Input AC 120V/60Hz
 Test Mode : IEEE802.11nHT20 CH165 5825MHz Tx
 RZ09-0184



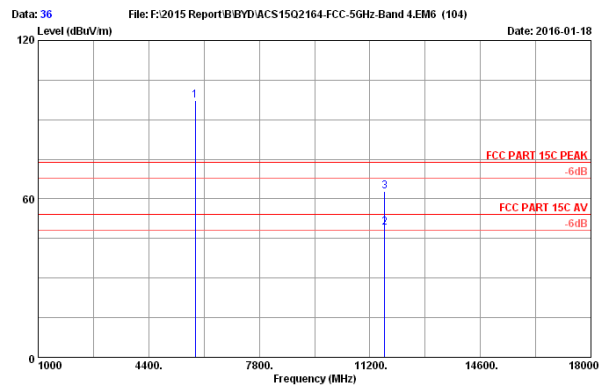
Site no. : 3m Chamber Data no. : 35
 Dis. / Ant. : 3m 2015 3115-4877 Ant. pol. : VERTICAL
 Limit : FCC PART 15C PEAK
 Env. / Ins. : 22.8°C/53.1%
 Engineer : Alice_yang
 EUT : Notebook
 Power rating : DC 20W From Adapter Input AC 120V/60Hz
 Test Mode : IEEE802.11nHT20 CH165 5825MHz Tx
 RZ09-0184



Site no. : 3m Chamber Data no. : 34
 Dis. / Ant. : 3m 2015 3115-4877 Ant. pol. : HORIZONTAL
 Limit : FCC PART 15C PEAK
 Env. / Ins. : 22.8°C/53.1%
 Engineer : Alice_yang
 EUT : Notebook
 Power rating : DC 20W From Adapter Input AC 120V/60Hz
 Test Mode : IEEE802.11nHT20 CH165 5825MHz Tx
 RZ09-0184

| No. | Freq. (MHz) | Ant. Factor (dB/m) | Cable Loss (dB) | AMP factor (dB) | Reading (dBuV) | Emission Level (dBuV/m) | Limits (dBuV/m) | Margin (dB) | Remark |
|-----|-------------|--------------------|-----------------|-----------------|----------------|-------------------------|-----------------|-------------|---------|
| 1 | 5825.000 | 34.60 | 9.93 | 35.08 | 89.76 | 99.21 | 74.00 | -25.21 | Peak |
| 2 | 11650.000 | 39.19 | 14.66 | 35.29 | 32.04 | 50.60 | 54.00 | 3.40 | Average |
| 3 | 11650.000 | 39.19 | 14.66 | 35.29 | 44.27 | 62.83 | 74.00 | 11.17 | Peak |

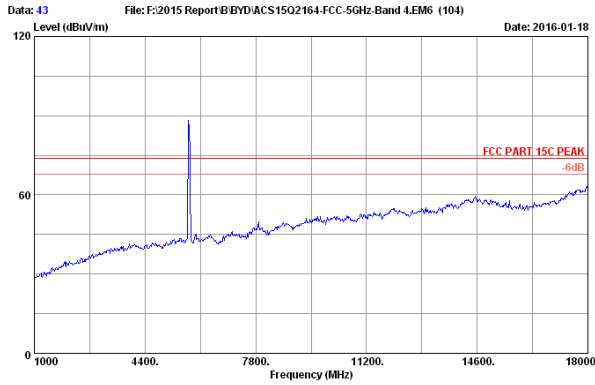
Remarks: 1. Emission Level= Antenna Factor + Cable Loss + Reading - Amp Factor
 2. The emission levels that are 20dB below the official limit are not reported.



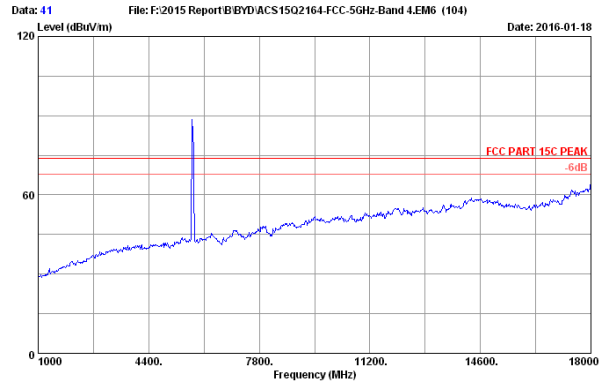
Site no. : 3m Chamber Data no. : 36
 Dis. / Ant. : 3m 2015 3115-4877 Ant. pol. : VERTICAL
 Limit : FCC PART 15C PEAK
 Env. / Ins. : 22.8°C/53.1%
 Engineer : Alice_yang
 EUT : Notebook
 Power rating : DC 20W From Adapter Input AC 120V/60Hz
 Test Mode : IEEE802.11nHT20 CH165 5825MHz Tx
 RZ09-0184

| No. | Freq. (MHz) | Ant. Factor (dB/m) | Cable Loss (dB) | AMP factor (dB) | Reading (dBuV) | Emission Level (dBuV/m) | Limits (dBuV/m) | Margin (dB) | Remark |
|-----|-------------|--------------------|-----------------|-----------------|----------------|-------------------------|-----------------|-------------|---------|
| 1 | 5825.000 | 34.60 | 9.93 | 35.08 | 87.64 | 97.29 | 74.00 | -23.29 | Peak |
| 2 | 11650.000 | 39.19 | 14.66 | 35.29 | 30.59 | 49.15 | 54.00 | 4.85 | Average |
| 3 | 11650.000 | 39.19 | 14.66 | 35.29 | 44.18 | 62.74 | 74.00 | 11.26 | Peak |

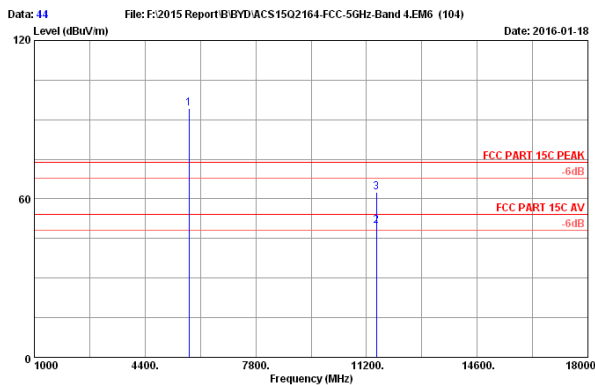
Remarks: 1. Emission Level= Antenna Factor + Cable Loss + Reading - Amp Factor
 2. The emission levels that are 20dB below the official limit are not reported.



Site no. : 3m Chamber Data no. : 43
 Dis. / Ant. : 3m 2015 3115-4877 Ant. pol. : HORIZONTAL
 Limit : FCC PART 15C PEAK
 Env. / Ins. : 22.8°C/53.1%
 Engineer : Alice_yang
 EUT : Notebook
 Power rating : DC 20V From Adapter Input AC 120V/60Hz
 Test Mode : IEEE802.11nHT40 CH151 5755MHz Tx RZ09-0184



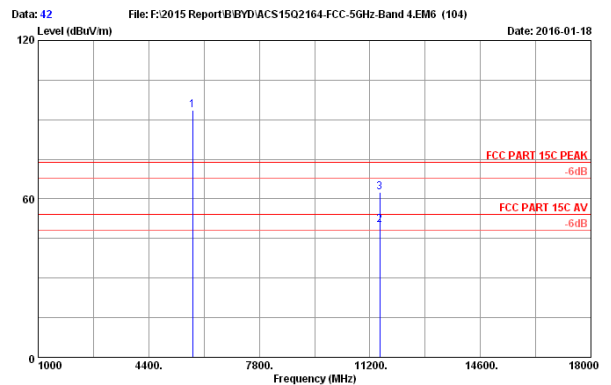
Site no. : 3m Chamber Data no. : 41
 Dis. / Ant. : 3m 2015 3115-4877 Ant. pol. : VERTICAL
 Limit : FCC PART 15C PEAK
 Env. / Ins. : 22.8°C/53.1%
 Engineer : Alice_yang
 EUT : Notebook
 Power rating : DC 20V From Adapter Input AC 120V/60Hz
 Test Mode : IEEE802.11nHT40 CH151 5755MHz Tx RZ09-0184



Site no. : 3m Chamber Data no. : 44
 Dis. / Ant. : 3m 2015 3115-4877 Ant. pol. : HORIZONTAL
 Limit : FCC PART 15C PEAK
 Env. / Ins. : 22.8°C/53.1%
 Engineer : Alice_yang
 EUT : Notebook
 Power rating : DC 20V From Adapter Input AC 120V/60Hz
 Test Mode : IEEE802.11nHT40 CH151 5755MHz Tx RZ09-0184

| No. | Freq. (MHz) | Ant. Factor (dB/m) | Cable Loss (dB) | AMP factor (dB) | Reading (dBuV) | Emission Level (dBuV/m) | Limits (dBuV/m) | Margin (dB) | Remark |
|-----|-------------|--------------------|-----------------|-----------------|----------------|-------------------------|-----------------|-------------|---------|
| 1 | 5755.000 | 34.55 | 9.91 | 35.11 | 84.94 | 94.29 | 74.00 | -20.29 | Peak |
| 2 | 11510.000 | 39.11 | 14.56 | 35.33 | 31.51 | 49.85 | 54.00 | -4.15 | Average |
| 3 | 11510.000 | 39.11 | 14.56 | 35.33 | 44.09 | 62.43 | 74.00 | 11.57 | Peak |

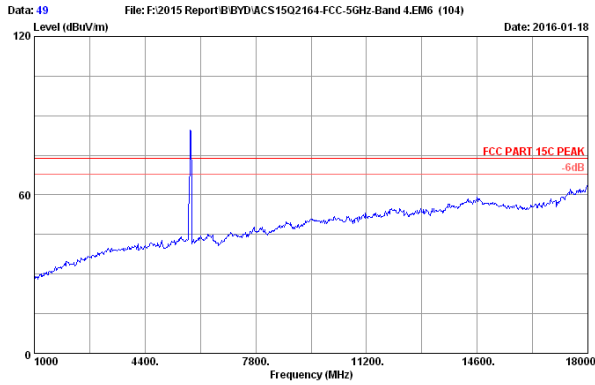
Remarks: 1. Emission Level= Antenna Factor + Cable Loss + Reading - Amp Factor
 2. The emission levels that are 20dB below the official limit are not reported.



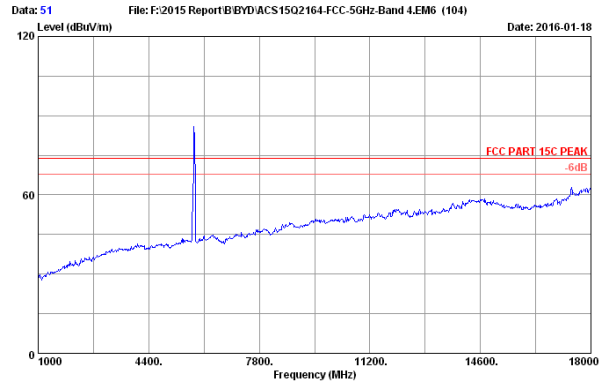
Site no. : 3m Chamber Data no. : 42
 Dis. / Ant. : 3m 2015 3115-4877 Ant. pol. : VERTICAL
 Limit : FCC PART 15C PEAK
 Env. / Ins. : 22.8°C/53.1%
 Engineer : Alice_yang
 EUT : Notebook
 Power rating : DC 20V From Adapter Input AC 120V/60Hz
 Test Mode : IEEE802.11nHT40 CH151 5755MHz Tx RZ09-0184

| No. | Freq. (MHz) | Ant. Factor (dB/m) | Cable Loss (dB) | AMP factor (dB) | Reading (dBuV) | Emission Level (dBuV/m) | Limits (dBuV/m) | Margin (dB) | Remark |
|-----|-------------|--------------------|-----------------|-----------------|----------------|-------------------------|-----------------|-------------|---------|
| 1 | 5755.000 | 34.55 | 9.91 | 35.11 | 84.14 | 93.49 | 74.00 | -19.49 | Peak |
| 2 | 11510.000 | 39.11 | 14.56 | 35.33 | 31.85 | 50.19 | 54.00 | 3.81 | Average |
| 3 | 11510.000 | 39.11 | 14.56 | 35.33 | 44.29 | 62.63 | 74.00 | 11.37 | Peak |

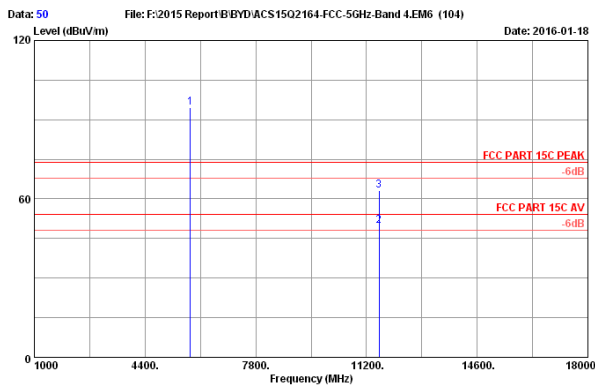
Remarks: 1. Emission Level= Antenna Factor + Cable Loss + Reading - Amp Factor
 2. The emission levels that are 20dB below the official limit are not reported.



Site no. : 3m Chamber Data no. : 49
 Dis. / Ant. : 3m 2015 3115-4877 Ant. pol. : HORIZONTAL
 Limit : FCC PART 15C PEAK
 Env. / Ins. : 22.8°C/53.1%
 Engineer : Alice_yang
 EUT : Notebook
 Power rating : DC 20W From Adapter Input AC 120V/60Hz
 Test Mode : IEEE802.11nHT40 CH159 5795MHz Tx RZ09-0184



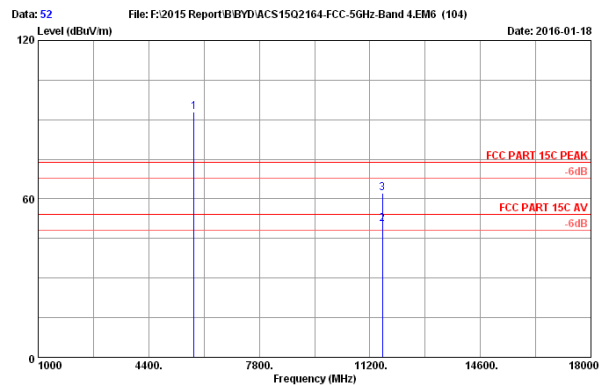
Site no. : 3m Chamber Data no. : 51
 Dis. / Ant. : 3m 2015 3115-4877 Ant. pol. : VERTICAL
 Limit : FCC PART 15C PEAK
 Env. / Ins. : 22.8°C/53.1%
 Engineer : Alice_yang
 EUT : Notebook
 Power rating : DC 20W From Adapter Input AC 120V/60Hz
 Test Mode : IEEE802.11nHT40 CH159 5795MHz Tx RZ09-0184



Site no. : 3m Chamber Data no. : 50
 Dis. / Ant. : 3m 2015 3115-4877 Ant. pol. : HORIZONTAL
 Limit : FCC PART 15C PEAK
 Env. / Ins. : 22.8°C/53.1%
 Engineer : Alice_yang
 EUT : Notebook
 Power rating : DC 20W From Adapter Input AC 120V/60Hz
 Test Mode : IEEE802.11nHT40 CH159 5795MHz Tx RZ09-0184

| No. | Freq. (MHz) | Ant. Factor (dB/m) | Cable Loss (dB) | AMP factor (dB) | Reading (dBuV) | Emission Level (dBuV/m) | Limits (dBuV/m) | Margin (dB) | Remark |
|-----|-------------|--------------------|-----------------|-----------------|----------------|-------------------------|-----------------|-------------|---------|
| 1 | 5795.000 | 34.58 | 9.92 | 35.09 | 85.32 | 94.73 | 74.00 | -20.73 | Peak |
| 2 | 11590.000 | 39.15 | 14.61 | 35.30 | 31.26 | 49.72 | 54.00 | 4.28 | Average |
| 3 | 11590.000 | 39.15 | 14.61 | 35.30 | 44.59 | 63.05 | 74.00 | 10.95 | Peak |

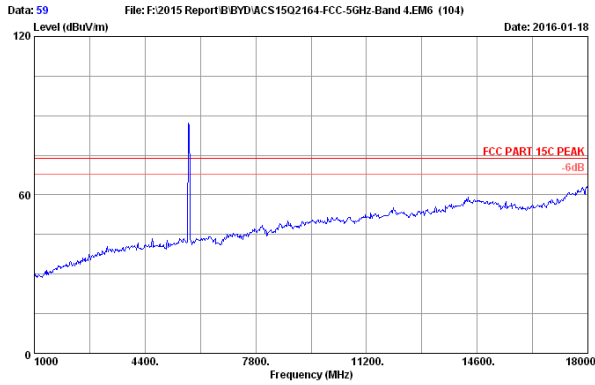
Remarks: 1. Emission Level= Antenna Factor + Cable Loss + Reading - Amp Factor
 2. The emission levels that are 20dB below the official limit are not reported.



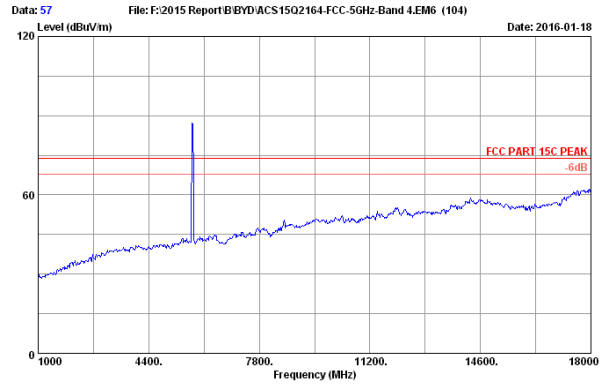
Site no. : 3m Chamber Data no. : 52
 Dis. / Ant. : 3m 2015 3115-4877 Ant. pol. : VERTICAL
 Limit : FCC PART 15C PEAK
 Env. / Ins. : 22.8°C/53.1%
 Engineer : Alice_yang
 EUT : Notebook
 Power rating : DC 20W From Adapter Input AC 120V/60Hz
 Test Mode : IEEE802.11nHT40 CH159 5795MHz Tx RZ09-0184

| No. | Freq. (MHz) | Ant. Factor (dB/m) | Cable Loss (dB) | AMP factor (dB) | Reading (dBuV) | Emission Level (dBuV/m) | Limits (dBuV/m) | Margin (dB) | Remark |
|-----|-------------|--------------------|-----------------|-----------------|----------------|-------------------------|-----------------|-------------|---------|
| 1 | 5795.000 | 34.58 | 9.92 | 35.09 | 83.63 | 93.04 | 74.00 | -19.04 | Peak |
| 2 | 11590.000 | 39.15 | 14.61 | 35.30 | 31.93 | 50.39 | 54.00 | 3.61 | Average |
| 3 | 11590.000 | 39.15 | 14.61 | 35.30 | 43.87 | 62.33 | 74.00 | 11.67 | Peak |

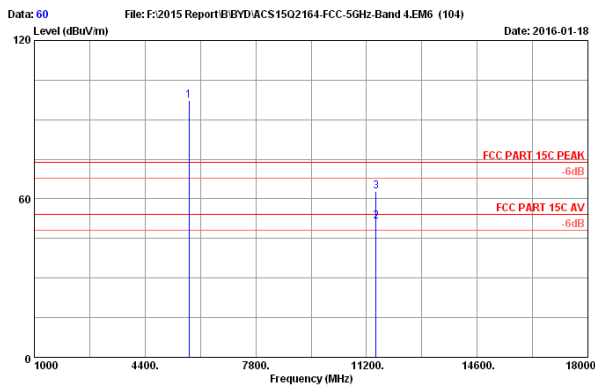
Remarks: 1. Emission Level= Antenna Factor + Cable Loss + Reading - Amp Factor
 2. The emission levels that are 20dB below the official limit are not reported.



Site no. : 3m Chamber Data no. : 59
 Dis. / Ant. : 3m 2015 3115-4877 Ant. pol. : HORIZONTAL
 Limit : FCC PART 15C PEAK
 Env. / Ins. : 22.8°C/53.1%
 Engineer : Alice_yang
 EUT : Notebook
 Power rating : DC 20W From Adapter Input AC 120V/60Hz
 Test Mode : IEEE802.11acVHT20 CH149 5745MHz Tx
 RZ09-0184



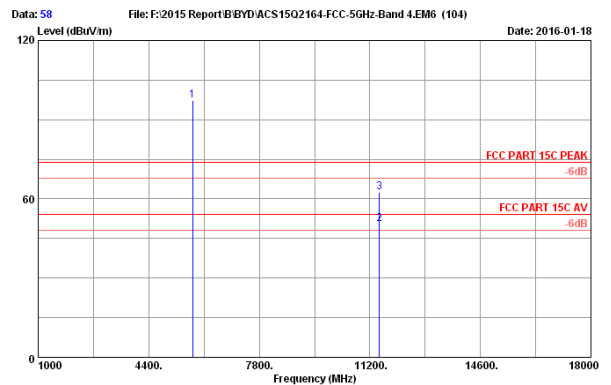
Site no. : 3m Chamber Data no. : 57
 Dis. / Ant. : 3m 2015 3115-4877 Ant. pol. : VERTICAL
 Limit : FCC PART 15C PEAK
 Env. / Ins. : 22.8°C/53.1%
 Engineer : Alice_yang
 EUT : Notebook
 Power rating : DC 20W From Adapter Input AC 120V/60Hz
 Test Mode : IEEE802.11acVHT20 CH149 5745MHz Tx
 RZ09-0184



Site no. : 3m Chamber Data no. : 60
 Dis. / Ant. : 3m 2015 3115-4877 Ant. pol. : HORIZONTAL
 Limit : FCC PART 15C PEAK
 Env. / Ins. : 22.8°C/53.1%
 Engineer : Alice_yang
 EUT : Notebook
 Power rating : DC 20W From Adapter Input AC 120V/60Hz
 Test Mode : IEEE802.11acVHT20 CH149 5745MHz Tx
 RZ09-0184

| No. | Freq. (MHz) | Ant. Factor (dB/m) | Cable Loss (dB) | AMP factor (dB) | Reading (dBuV) | Emission Level (dBuV/m) | Limits (dBuV/m) | Margin (dB) | Remark |
|-----|-------------|--------------------|-----------------|-----------------|----------------|-------------------------|-----------------|-------------|---------|
| 1 | 5745.000 | 34.55 | 9.90 | 35.11 | 87.92 | 97.26 | 74.00 | -23.26 | Peak |
| 2 | 11490.000 | 39.09 | 14.54 | 35.33 | 33.25 | 51.55 | 54.00 | 2.45 | Average |
| 3 | 11490.000 | 39.09 | 14.54 | 35.33 | 44.58 | 62.88 | 74.00 | 11.12 | Peak |

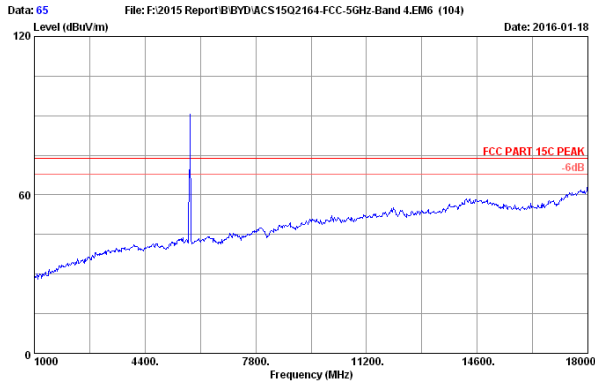
Remarks: 1. Emission Level= Antenna Factor + Cable Loss + Reading - Amp Factor
 2. The emission levels that are 20dB below the official limit are not reported.



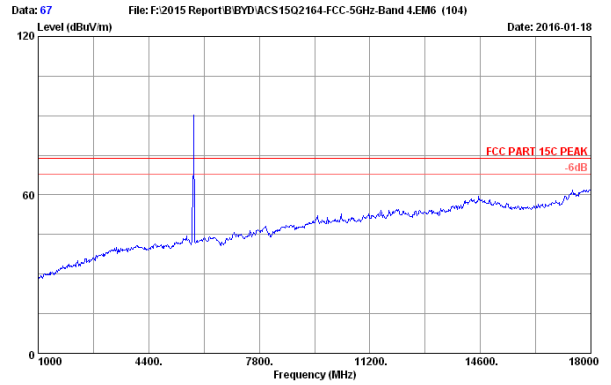
Site no. : 3m Chamber Data no. : 58
 Dis. / Ant. : 3m 2015 3115-4877 Ant. pol. : VERTICAL
 Limit : FCC PART 15C PEAK
 Env. / Ins. : 22.8°C/53.1%
 Engineer : Alice_yang
 EUT : Notebook
 Power rating : DC 20W From Adapter Input AC 120V/60Hz
 Test Mode : IEEE802.11acVHT20 CH149 5745MHz Tx
 RZ09-0184

| No. | Freq. (MHz) | Ant. Factor (dB/m) | Cable Loss (dB) | AMP factor (dB) | Reading (dBuV) | Emission Level (dBuV/m) | Limits (dBuV/m) | Margin (dB) | Remark |
|-----|-------------|--------------------|-----------------|-----------------|----------------|-------------------------|-----------------|-------------|---------|
| 1 | 5745.000 | 34.55 | 9.90 | 35.11 | 87.82 | 97.16 | 74.00 | -23.16 | Peak |
| 2 | 11490.000 | 39.09 | 14.54 | 35.33 | 32.03 | 50.33 | 54.00 | 3.67 | Average |
| 3 | 11490.000 | 39.09 | 14.54 | 35.33 | 44.16 | 62.46 | 74.00 | 11.54 | Peak |

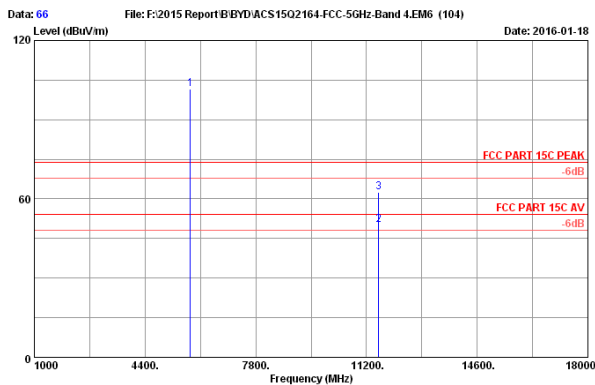
Remarks: 1. Emission Level= Antenna Factor + Cable Loss + Reading - Amp Factor
 2. The emission levels that are 20dB below the official limit are not reported.



Site no. : 3m Chamber Data no. : 65
 Dis. / Ant. : 3m 2015 3115-4877 Ant. pol. : HORIZONTAL
 Limit : FCC PART 15C PEAK
 Env. / Ins. : 22.8°C/53.1%
 Engineer : Alice_yang
 EUT : Notebook
 Power rating : DC 20V From Adapter Input AC 120V/60Hz
 Test Mode : IEEE802.11acVHT20 CH157 5785MHz Tx RZ09-0184



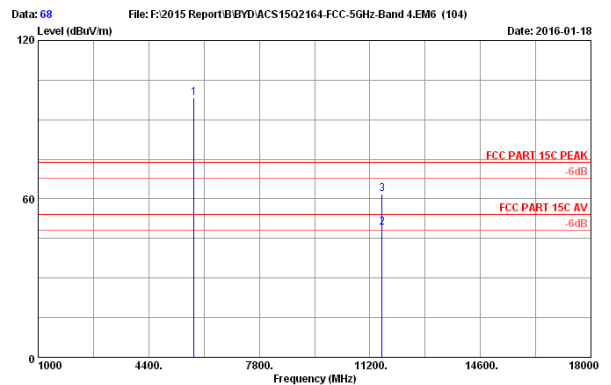
Site no. : 3m Chamber Data no. : 67
 Dis. / Ant. : 3m 2015 3115-4877 Ant. pol. : VERTICAL
 Limit : FCC PART 15C PEAK
 Env. / Ins. : 22.8°C/53.1%
 Engineer : Alice_yang
 EUT : Notebook
 Power rating : DC 20V From Adapter Input AC 120V/60Hz
 Test Mode : IEEE802.11acVHT20 CH157 5785MHz Tx RZ09-0184



Site no. : 3m Chamber Data no. : 66
 Dis. / Ant. : 3m 2015 3115-4877 Ant. pol. : HORIZONTAL
 Limit : FCC PART 15C PEAK
 Env. / Ins. : 22.8°C/53.1%
 Engineer : Alice_yang
 EUT : Notebook
 Power rating : DC 20V From Adapter Input AC 120V/60Hz
 Test Mode : IEEE802.11acVHT20 CH157 5785MHz Tx RZ09-0184

| No. | Freq. (MHz) | Ant. Factor (dB/m) | Cable Loss (dB) | AMP factor (dB) | Reading (dBuV) | Emission Level (dBuV/m) | Limits (dBuV/m) | Margin (dB) | Remark |
|-----|-------------|--------------------|-----------------|-----------------|----------------|-------------------------|-----------------|-------------|---------|
| 1 | 5785.000 | 34.57 | 9.91 | 35.10 | 92.17 | 101.55 | 74.00 | -27.55 | Peak |
| 2 | 11570.000 | 39.14 | 14.60 | 35.31 | 31.67 | 50.10 | 54.00 | 3.90 | Average |
| 3 | 11570.000 | 39.14 | 14.60 | 35.31 | 44.20 | 62.63 | 74.00 | 11.37 | Peak |

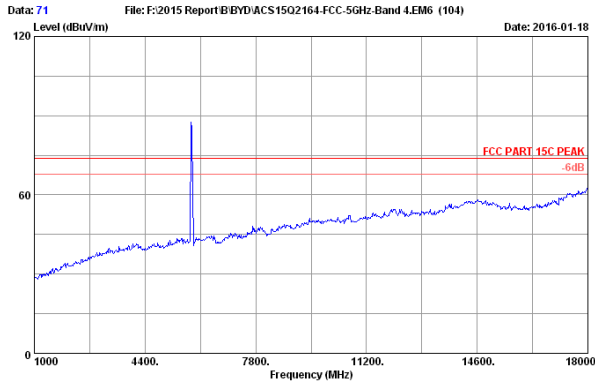
Remarks: 1. Emission Level= Antenna Factor + Cable Loss + Reading - Amp Factor
 2. The emission levels that are 20dB below the official limit are not reported.



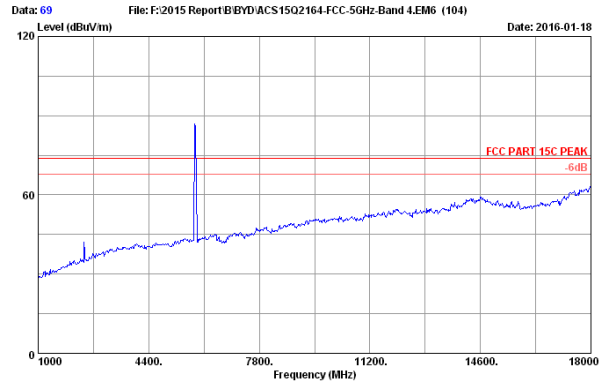
Site no. : 3m Chamber Data no. : 68
 Dis. / Ant. : 3m 2015 3115-4877 Ant. pol. : VERTICAL
 Limit : FCC PART 15C PEAK
 Env. / Ins. : 22.8°C/53.1%
 Engineer : Alice_yang
 EUT : Notebook
 Power rating : DC 20V From Adapter Input AC 120V/60Hz
 Test Mode : IEEE802.11acVHT20 CH157 5785MHz Tx RZ09-0184

| No. | Freq. (MHz) | Ant. Factor (dB/m) | Cable Loss (dB) | AMP factor (dB) | Reading (dBuV) | Emission Level (dBuV/m) | Limits (dBuV/m) | Margin (dB) | Remark |
|-----|-------------|--------------------|-----------------|-----------------|----------------|-------------------------|-----------------|-------------|---------|
| 1 | 5785.000 | 34.57 | 9.91 | 35.10 | 89.00 | 98.38 | 74.00 | -24.38 | Peak |
| 2 | 11570.000 | 39.14 | 14.60 | 35.31 | 30.82 | 49.25 | 54.00 | 4.75 | Average |
| 3 | 11570.000 | 39.14 | 14.60 | 35.31 | 43.38 | 61.81 | 74.00 | 12.19 | Peak |

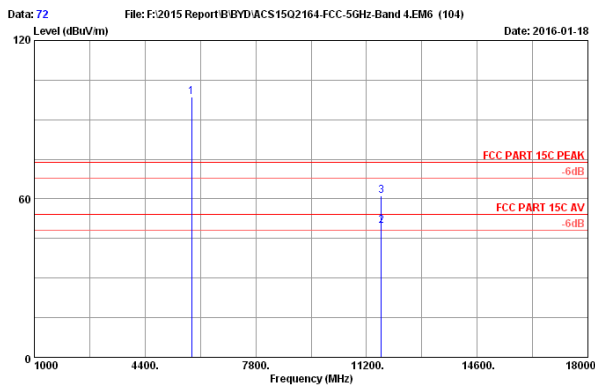
Remarks: 1. Emission Level= Antenna Factor + Cable Loss + Reading - Amp Factor
 2. The emission levels that are 20dB below the official limit are not reported.



Site no. : 3m Chamber Data no. : 71
 Dis. / Ant. : 3m 2015 3115-4877 Ant. pol. : HORIZONTAL
 Limit : FCC PART 15C PEAK
 Env. / Ins. : 22.8°C/53.1%
 Engineer : Alice_yang
 EUT : Notebook
 Power rating : DC 20W From Adapter Input AC 120V/60Hz
 Test Mode : IEEE802.11acVHT20 CH165 5825MHz Tx RZ09-0164



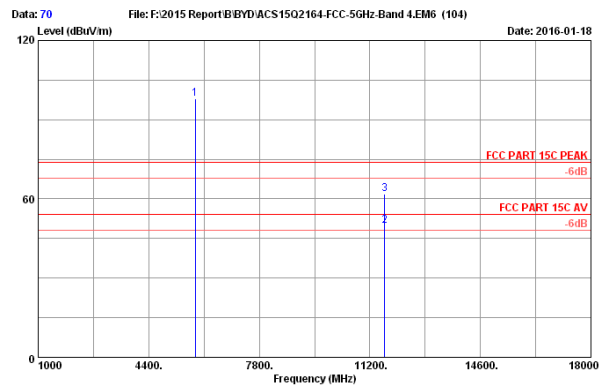
Site no. : 3m Chamber Data no. : 69
 Dis. / Ant. : 3m 2015 3115-4877 Ant. pol. : VERTICAL
 Limit : FCC PART 15C PEAK
 Env. / Ins. : 22.8°C/53.1%
 Engineer : Alice_yang
 EUT : Notebook
 Power rating : DC 20W From Adapter Input AC 120V/60Hz
 Test Mode : IEEE802.11acVHT20 CH165 5825MHz Tx RZ09-0164



Site no. : 3m Chamber Data no. : 72
 Dis. / Ant. : 3m 2015 3115-4877 Ant. pol. : HORIZONTAL
 Limit : FCC PART 15C PEAK
 Env. / Ins. : 22.8°C/53.1%
 Engineer : Alice_yang
 EUT : Notebook
 Power rating : DC 20W From Adapter Input AC 120V/60Hz
 Test Mode : IEEE802.11acVHT20 CH165 5825MHz Tx RZ09-0164

| No. | Freq. (MHz) | Ant. Factor (dB/m) | Cable Loss (dB) | AMP factor (dB) | Reading (dBuV) | Emission Level (dBuV/m) | Limits (dBuV/m) | Margin (dB) | Remark |
|-----|-------------|--------------------|-----------------|-----------------|----------------|-------------------------|-----------------|-------------|---------|
| 1 | 5825.000 | 34.60 | 9.93 | 35.08 | 89.19 | 98.64 | 74.00 | -24.64 | Peak |
| 2 | 11650.000 | 39.19 | 14.66 | 35.29 | 31.19 | 49.75 | 54.00 | 4.25 | Average |
| 3 | 11650.000 | 39.19 | 14.66 | 35.29 | 42.57 | 61.13 | 74.00 | 12.87 | Peak |

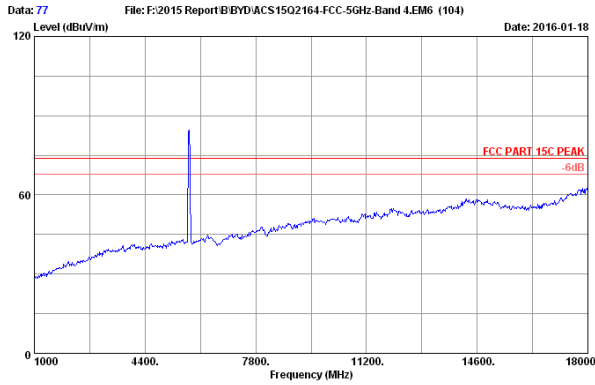
Remarks: 1. Emission Level= Antenna Factor + Cable Loss + Reading - Amp Factor
 2. The emission levels that are 20dB below the official limit are not reported.



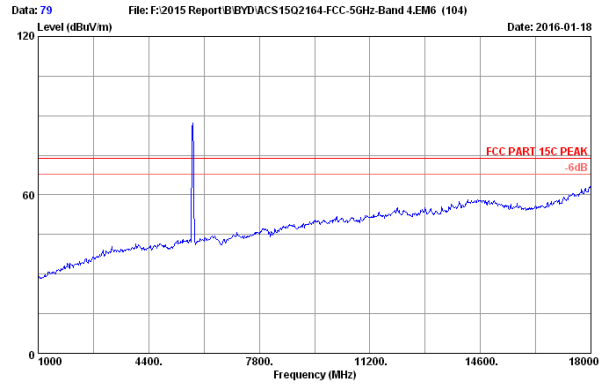
Site no. : 3m Chamber Data no. : 70
 Dis. / Ant. : 3m 2015 3115-4877 Ant. pol. : VERTICAL
 Limit : FCC PART 15C PEAK
 Env. / Ins. : 22.8°C/53.1%
 Engineer : Alice_yang
 EUT : Notebook
 Power rating : DC 20W From Adapter Input AC 120V/60Hz
 Test Mode : IEEE802.11acVHT20 CH165 5825MHz Tx RZ09-0164

| No. | Freq. (MHz) | Ant. Factor (dB/m) | Cable Loss (dB) | AMP factor (dB) | Reading (dBuV) | Emission Level (dBuV/m) | Limits (dBuV/m) | Margin (dB) | Remark |
|-----|-------------|--------------------|-----------------|-----------------|----------------|-------------------------|-----------------|-------------|---------|
| 1 | 5825.000 | 34.60 | 9.93 | 35.08 | 88.37 | 97.82 | 74.00 | -23.82 | Peak |
| 2 | 11650.000 | 39.19 | 14.66 | 35.29 | 31.22 | 49.78 | 54.00 | 4.22 | Average |
| 3 | 11650.000 | 39.19 | 14.66 | 35.29 | 43.17 | 61.73 | 74.00 | 12.27 | Peak |

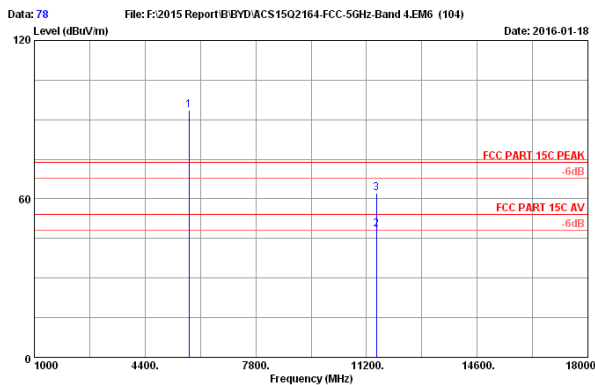
Remarks: 1. Emission Level= Antenna Factor + Cable Loss + Reading - Amp Factor
 2. The emission levels that are 20dB below the official limit are not reported.



Site no. : 3m Chamber Data no. : 77
 Dis. / Ant. : 3m 2015 3115-4877 Ant. pol. : HORIZONTAL
 Limit : FCC PART 15C PEAK
 Env. / Ins. : 22.8°C/53.1%
 Engineer : Alice_yang
 EUT : Notebook
 Power rating : DC 20W From Adapter Input AC 120V/60Hz
 Test Mode : IEEE802.11acVHT40 CH151 5755MHz Tx RZ09-0184



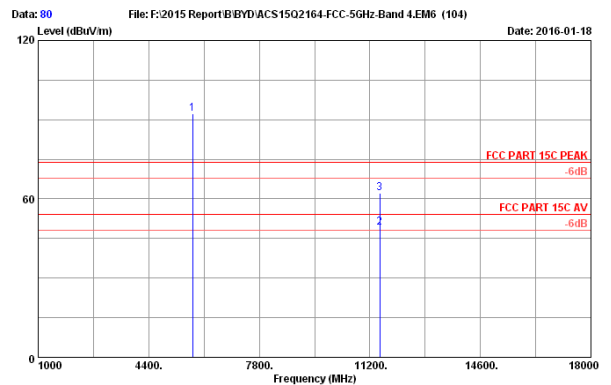
Site no. : 3m Chamber Data no. : 79
 Dis. / Ant. : 3m 2015 3115-4877 Ant. pol. : VERTICAL
 Limit : FCC PART 15C PEAK
 Env. / Ins. : 22.8°C/53.1%
 Engineer : Alice_yang
 EUT : Notebook
 Power rating : DC 20W From Adapter Input AC 120V/60Hz
 Test Mode : IEEE802.11acVHT40 CH151 5755MHz Tx RZ09-0184



Site no. : 3m Chamber Data no. : 78
 Dis. / Ant. : 3m 2015 3115-4877 Ant. pol. : HORIZONTAL
 Limit : FCC PART 15C PEAK
 Env. / Ins. : 22.8°C/53.1%
 Engineer : Alice_yang
 EUT : Notebook
 Power rating : DC 20W From Adapter Input AC 120V/60Hz
 Test Mode : IEEE802.11acVHT40 CH151 5755MHz Tx RZ09-0184

| No. | Freq. (MHz) | Ant. Factor (dB/m) | Cable Loss (dB) | AMP factor (dB) | Reading (dBuV) | Emission Level (dBuV/m) | Limits (dBuV/m) | Margin (dB) | Remark |
|-----|-------------|--------------------|-----------------|-----------------|----------------|-------------------------|-----------------|-------------|---------|
| 1 | 5755.000 | 34.55 | 9.91 | 35.11 | 84.32 | 93.67 | 74.00 | -19.67 | Peak |
| 2 | 11510.000 | 39.11 | 14.56 | 35.33 | 30.24 | 48.58 | 54.00 | 5.42 | Average |
| 3 | 11510.000 | 39.11 | 14.56 | 35.33 | 43.68 | 62.02 | 74.00 | 11.98 | Peak |

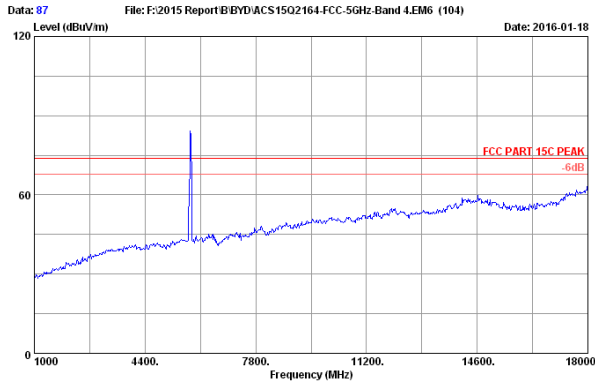
Remarks: 1. Emission Level= Antenna Factor + Cable Loss + Reading - Amp Factor
 2. The emission levels that are 20dB below the official limit are not reported.



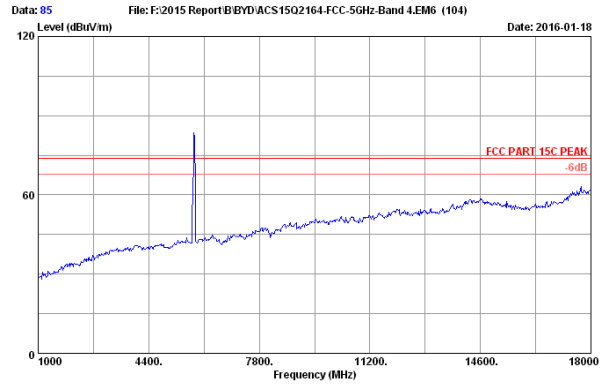
Site no. : 3m Chamber Data no. : 80
 Dis. / Ant. : 3m 2015 3115-4877 Ant. pol. : VERTICAL
 Limit : FCC PART 15C PEAK
 Env. / Ins. : 22.8°C/53.1%
 Engineer : Alice_yang
 EUT : Notebook
 Power rating : DC 20W From Adapter Input AC 120V/60Hz
 Test Mode : IEEE802.11acVHT40 CH151 5755MHz Tx RZ09-0184

| No. | Freq. (MHz) | Ant. Factor (dB/m) | Cable Loss (dB) | AMP factor (dB) | Reading (dBuV) | Emission Level (dBuV/m) | Limits (dBuV/m) | Margin (dB) | Remark |
|-----|-------------|--------------------|-----------------|-----------------|----------------|-------------------------|-----------------|-------------|---------|
| 1 | 5755.000 | 34.55 | 9.91 | 35.11 | 82.87 | 92.22 | 74.00 | -18.22 | Peak |
| 2 | 11510.000 | 39.11 | 14.56 | 35.33 | 30.66 | 49.00 | 54.00 | 5.00 | Average |
| 3 | 11510.000 | 39.11 | 14.56 | 35.33 | 43.71 | 62.05 | 74.00 | 11.95 | Peak |

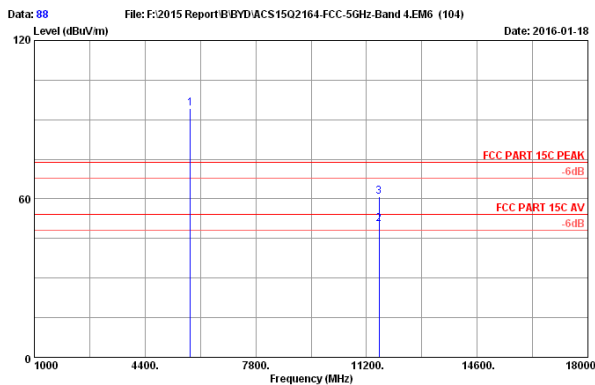
Remarks: 1. Emission Level= Antenna Factor + Cable Loss + Reading - Amp Factor
 2. The emission levels that are 20dB below the official limit are not reported.



Site no. : 3m Chamber Data no. : 87
 Dis. / Ant. : 3m 2015 3115-4877 Ant. pol. : HORIZONTAL
 Limit : FCC PART 15C PEAK
 Env. / Ins. : 22.8°C/53.1%
 Engineer : Alice_yang
 EUT : Notebook
 Power rating : DC 20W From Adapter Input AC 120V/60Hz
 Test Mode : IEEE802.11acVHT40 CH159 5795MHz Tx RZ09-0184



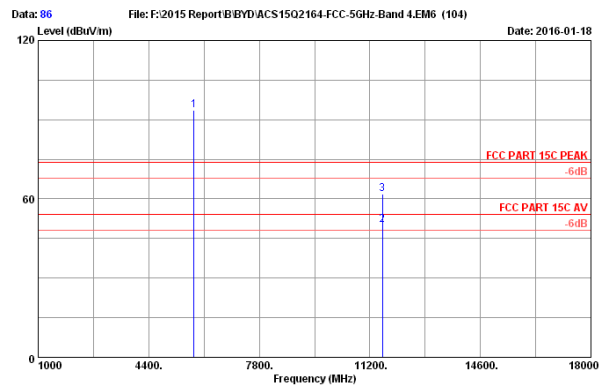
Site no. : 3m Chamber Data no. : 85
 Dis. / Ant. : 3m 2015 3115-4877 Ant. pol. : VERTICAL
 Limit : FCC PART 15C PEAK
 Env. / Ins. : 22.8°C/53.1%
 Engineer : Alice_yang
 EUT : Notebook
 Power rating : DC 20W From Adapter Input AC 120V/60Hz
 Test Mode : IEEE802.11acVHT40 CH159 5795MHz Tx RZ09-0184



Site no. : 3m Chamber Data no. : 88
 Dis. / Ant. : 3m 2015 3115-4877 Ant. pol. : HORIZONTAL
 Limit : FCC PART 15C PEAK
 Env. / Ins. : 22.8°C/53.1%
 Engineer : Alice_yang
 EUT : Notebook
 Power rating : DC 20W From Adapter Input AC 120V/60Hz
 Test Mode : IEEE802.11acVHT40 CH159 5795MHz Tx RZ09-0184

| No. | Freq. (MHz) | Ant. Factor (dB/m) | Cable Loss (dB) | AMP factor (dB) | Reading (dBuV) | Emission Level (dBuV/m) | Limits (dBuV/m) | Margin (dB) | Remark |
|-----|-------------|--------------------|-----------------|-----------------|----------------|-------------------------|-----------------|-------------|---------|
| 1 | 5795.000 | 34.58 | 9.92 | 35.09 | 84.96 | 94.37 | 74.00 | -20.37 | Peak |
| 2 | 11590.000 | 39.15 | 14.61 | 35.30 | 32.04 | 50.50 | 54.00 | 3.50 | Average |
| 3 | 11590.000 | 39.15 | 14.61 | 35.30 | 42.36 | 60.82 | 74.00 | 13.18 | Peak |

Remarks: 1. Emission Level= Antenna Factor + Cable Loss + Reading - Amp Factor
 2. The emission levels that are 20dB below the official limit are not reported.



Site no. : 3m Chamber Data no. : 86
 Dis. / Ant. : 3m 2015 3115-4877 Ant. pol. : VERTICAL
 Limit : FCC PART 15C PEAK
 Env. / Ins. : 22.8°C/53.1%
 Engineer : Alice_yang
 EUT : Notebook
 Power rating : DC 20W From Adapter Input AC 120V/60Hz
 Test Mode : IEEE802.11acVHT40 CH159 5795MHz Tx RZ09-0184

| No. | Freq. (MHz) | Ant. Factor (dB/m) | Cable Loss (dB) | AMP factor (dB) | Reading (dBuV) | Emission Level (dBuV/m) | Limits (dBuV/m) | Margin (dB) | Remark |
|-----|-------------|--------------------|-----------------|-----------------|----------------|-------------------------|-----------------|-------------|---------|
| 1 | 5795.000 | 34.58 | 9.92 | 35.09 | 84.05 | 93.46 | 74.00 | -19.46 | Peak |
| 2 | 11590.000 | 39.15 | 14.61 | 35.30 | 31.52 | 49.98 | 54.00 | 4.02 | Average |
| 3 | 11590.000 | 39.15 | 14.61 | 35.30 | 43.27 | 61.73 | 74.00 | 12.27 | Peak |

Remarks: 1. Emission Level= Antenna Factor + Cable Loss + Reading - Amp Factor
 2. The emission levels that are 20dB below the official limit are not reported.