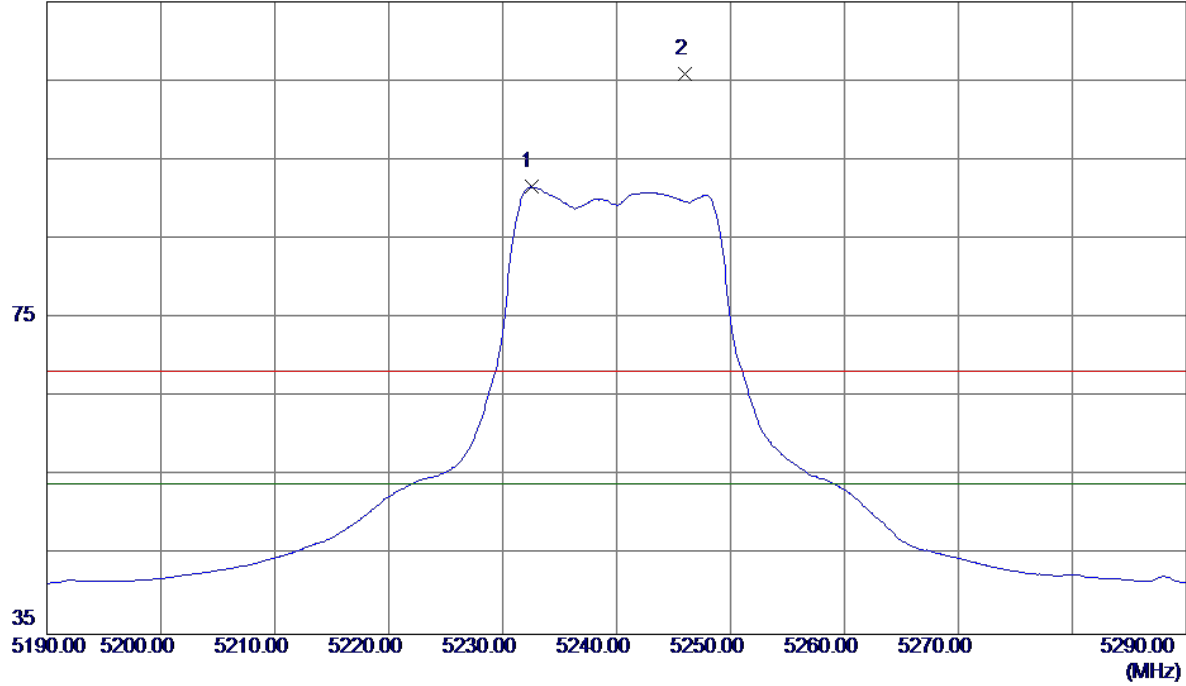


Orthogonal Axis:	X
Test Mode:	UNII-1/ TX AC20 Mode 5240MHz

Vertical

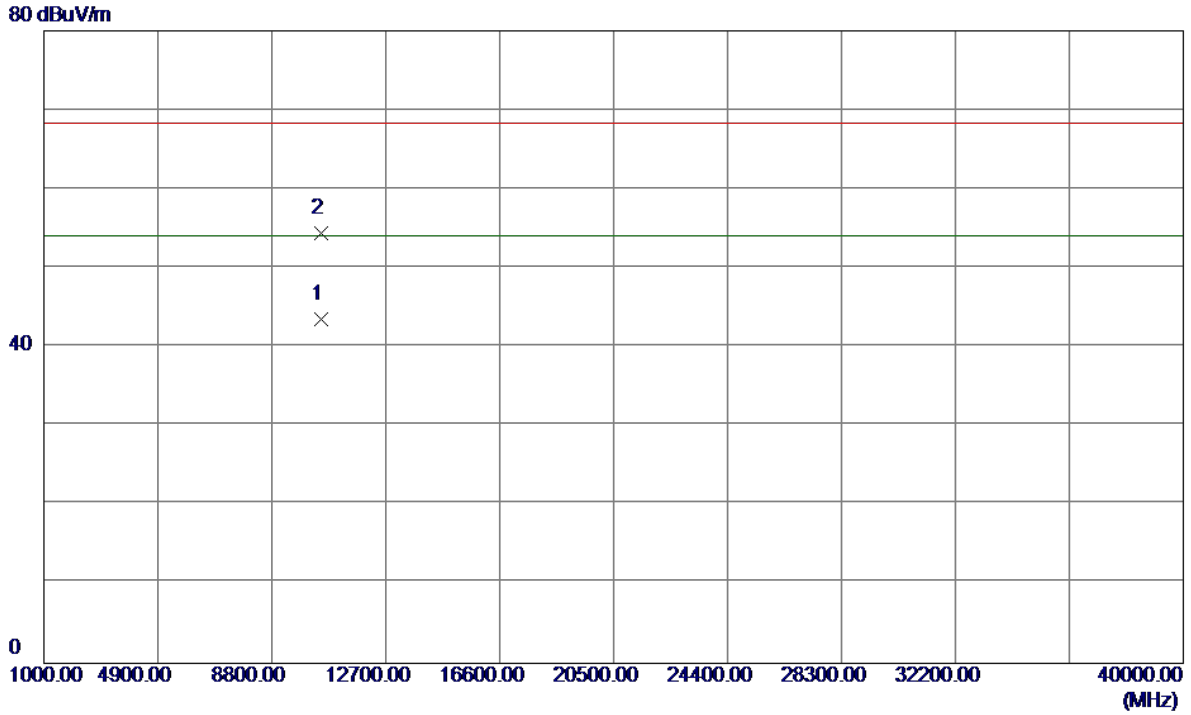
115 dBuV/m



No.	Freq. MHz	Reading Level dBuV/m	Correct Factor dB	Measure ment dBuV/m	Limit dBuV/m	Margin dB	Detector	Comment
1	5232.5000	50.67	40.90	91.57	54.00	37.57	AVG	No Limit
2 *	5246.0000	64.96	40.94	105.90	68.30	37.60	Peak	No Limit

Orthogonal Axis:	X
Test Mode:	UNII-1/ TX AC20 Mode 5240MHz

Vertical

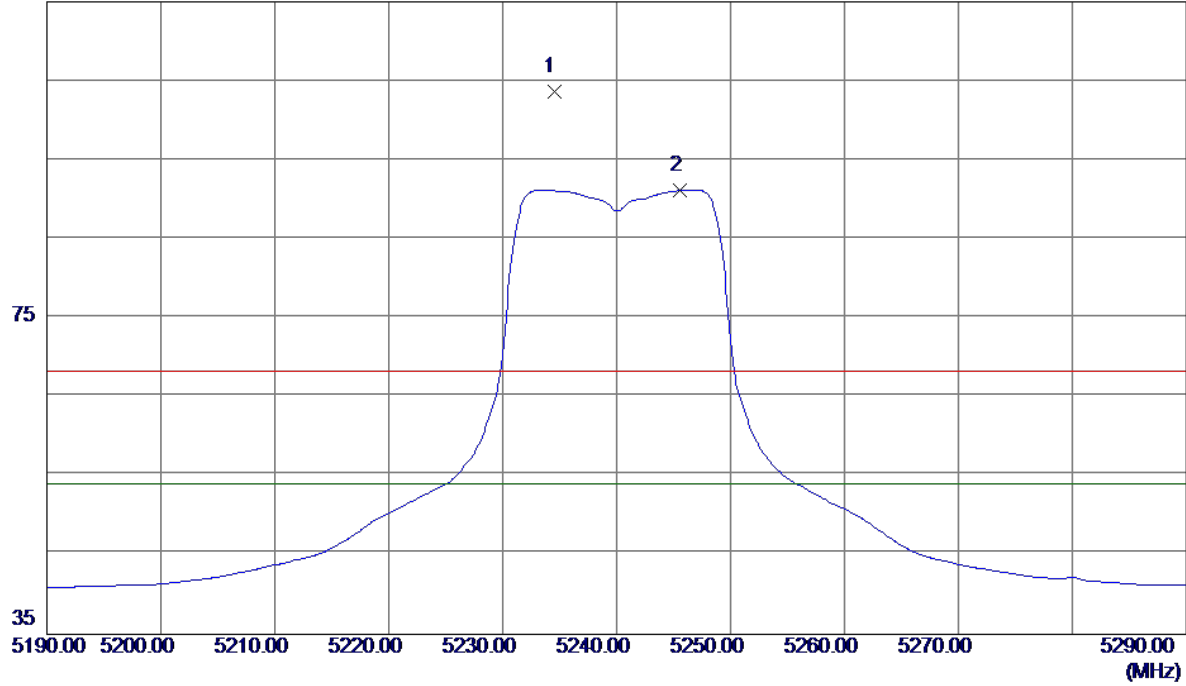


No.	Freq. MHz	Reading Level dBuV/m	Correct Factor dB	Measure ment dBuV/m	Limit dBuV/m	Margin dB	Detector	Comment
1 *	10480.2200	28.32	15.24	43.56	54.00	-10.44	AVG	
2	10480.3000	39.16	15.24	54.40	68.30	-13.90	Peak	

Orthogonal Axis:	X
Test Mode:	UNII-1/ TX AC20 Mode 5240MHz

Horizontal

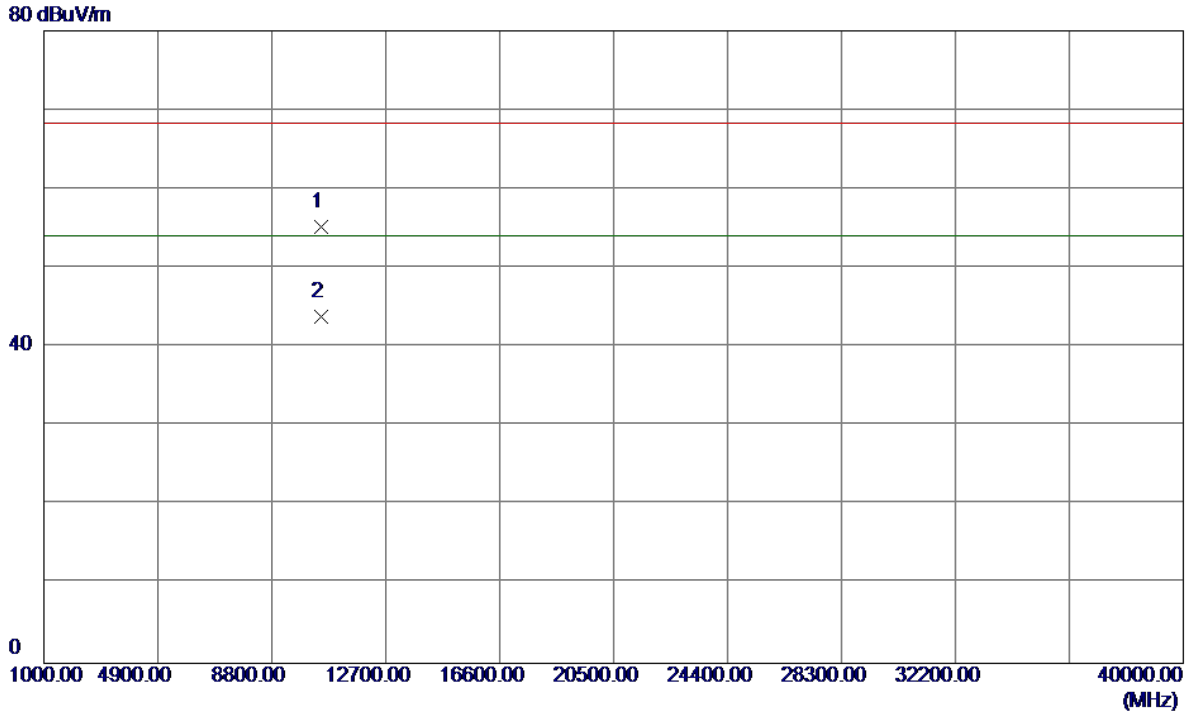
115 dBuV/m



No.	Freq. MHz	Reading Level dBuV/m	Correct Factor dB	Measure ment dBuV/m	Limit dBuV/m	Margin dB	Detector	Comment
1	5234.5000	62.74	40.90	103.64	68.30	35.34	Peak	No Limit
2 *	5245.6000	50.20	40.94	91.14	54.00	37.14	AVG	No Limit

Orthogonal Axis:	X
Test Mode:	UNII-1/ TX AC20 Mode 5240MHz

Horizontal

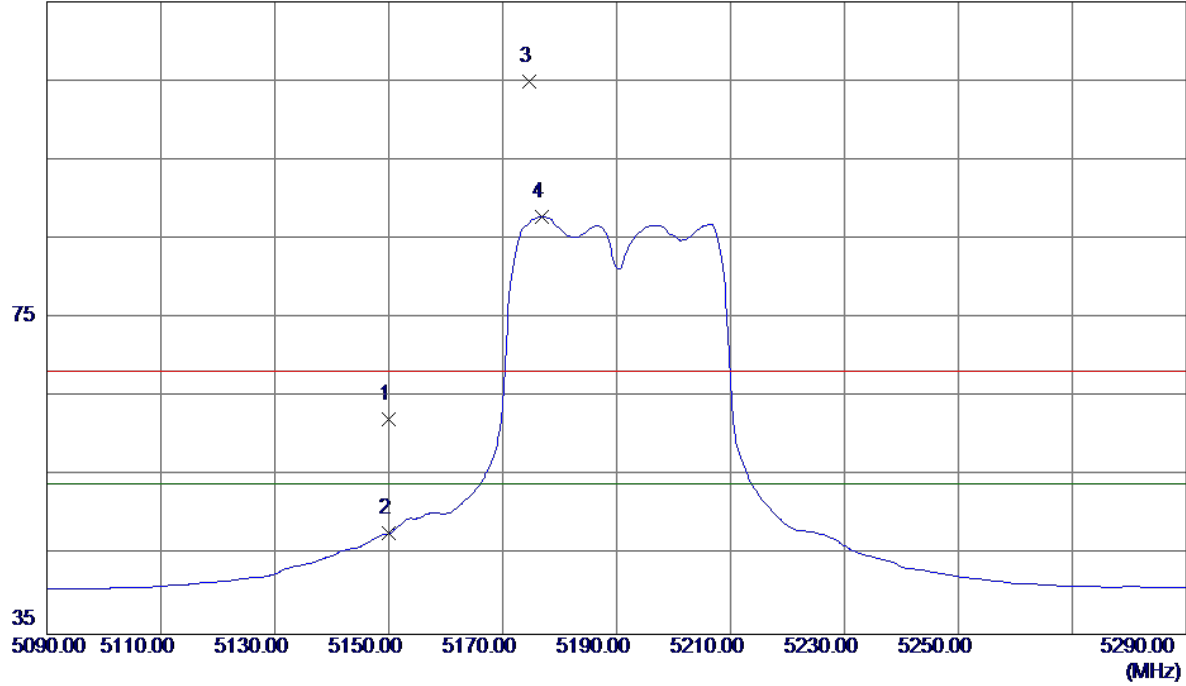


No.	Freq. MHz	Reading Level dBuV/m	Correct Factor dB	Measure ment dBuV/m	Limit dBuV/m	Margin dB	Detector	Comment
1	10479.8400	39.98	15.24	55.22	68.30	-13.08	Peak	
2 *	10479.7699	28.67	15.24	43.91	54.00	-10.09	AVG	

Orthogonal Axis:	X
Test Mode:	UNII-1/ TX AC40 Mode 5190MHz

Vertical

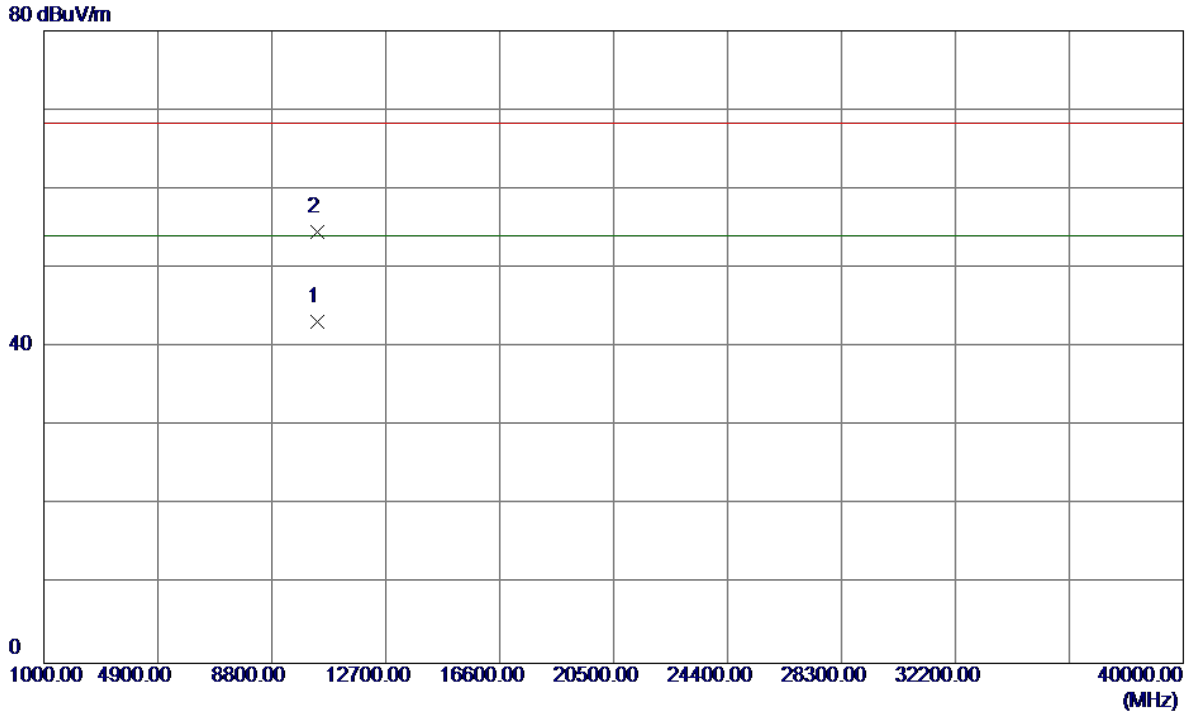
115 dBuV/m



No.	Freq. MHz	Reading Level dBuV/m	Correct Factor dB	Measure ment dBuV/m	Limit dBuV/m	Margin dB	Detector	Comment
1	5150.0000	21.51	40.62	62.13	68.30	-6.17	Peak	
2	5150.0000	7.11	40.62	47.73	54.00	-6.27	AVG	
3 *	5174.6000	64.19	40.71	104.90	68.30	36.60	Peak	No Limit
4	5176.8000	47.12	40.71	87.83	54.00	33.83	AVG	No Limit

Orthogonal Axis:	X
Test Mode:	UNII-1/ TX AC40 Mode 5190MHz

Vertical

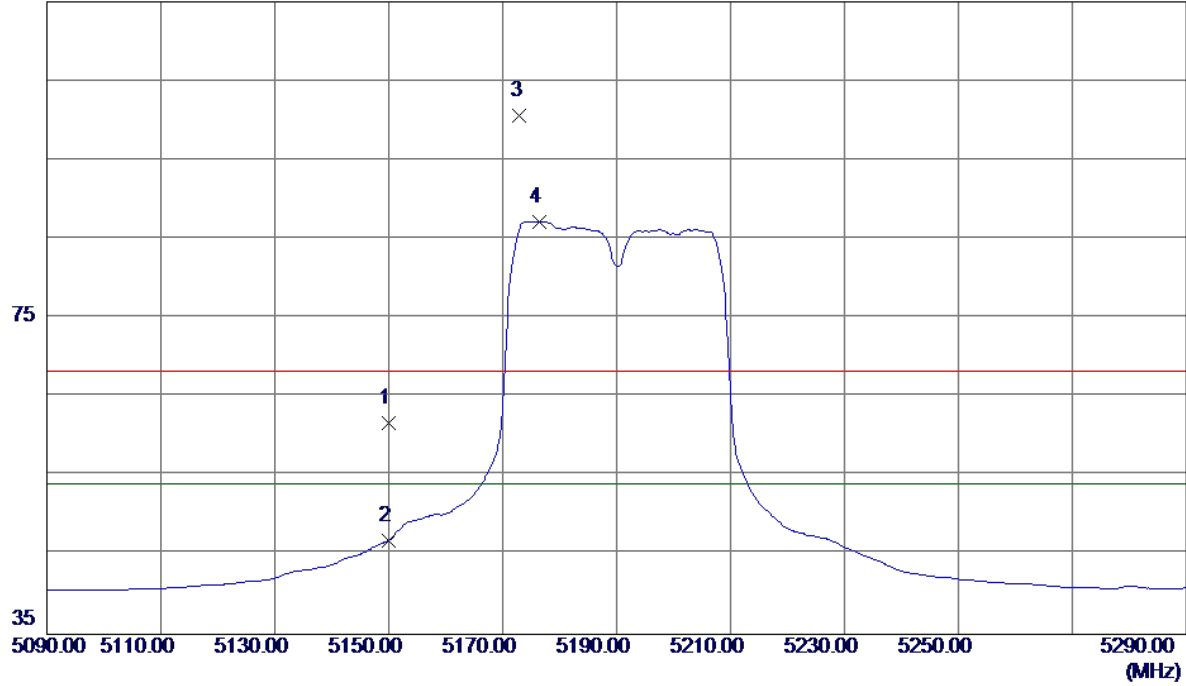


No.	Freq. MHz	Reading Level dBuV/m	Correct Factor dB	Measure ment dBuV/m	Limit dBuV/m	Margin dB	Detector	Comment
1 *	10380.0300	28.24	15.01	43.25	54.00	-10.75	AVG	
2	10380.3400	39.52	15.01	54.53	68.30	-13.77	Peak	

Orthogonal Axis:	X
Test Mode:	UNII-1/ TX AC40 Mode 5190MHz

Horizontal

115 dBuV/m

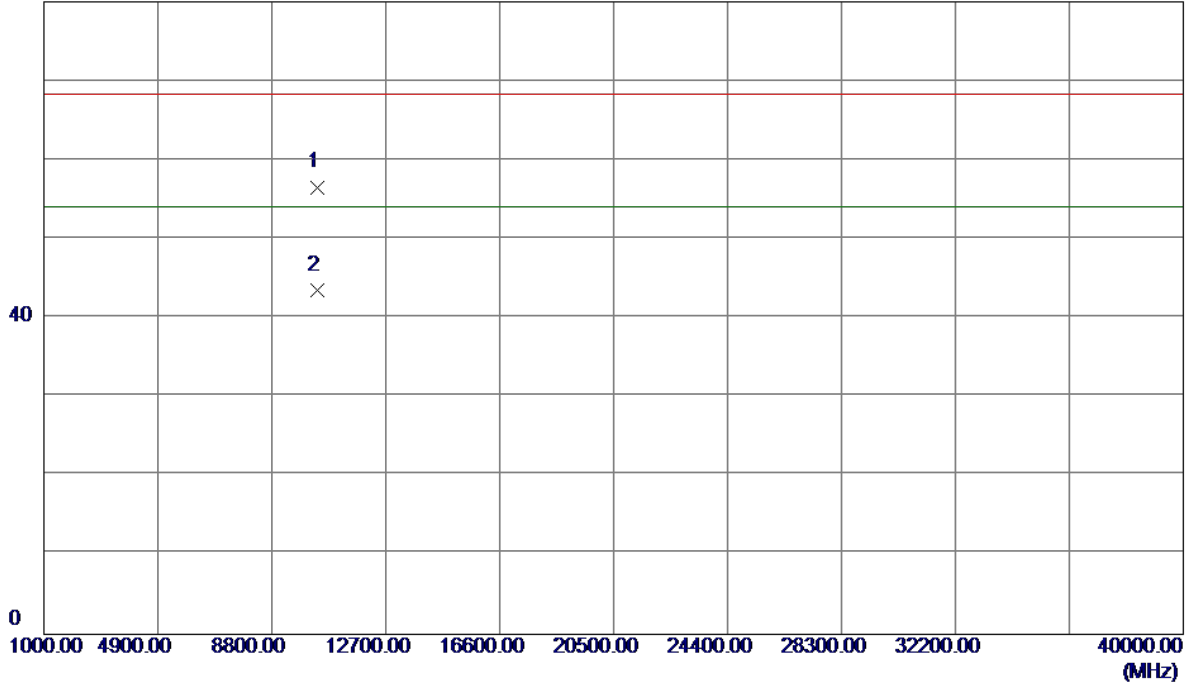


No.	Freq. MHz	Reading Level dBuV/m	Correct Factor dB	Measure ment dBuV/m	Limit dBuV/m	Margin dB	Detector	Comment
1	5150.0000	21.10	40.62	61.72	68.30	-6.58	Peak	
2	5150.0000	6.28	40.62	46.90	54.00	-7.10	AVG	
3	5173.0000	59.86	40.70	100.56	68.30	32.26	Peak	No Limit
4 *	5176.4000	46.49	40.71	87.20	54.00	33.20	AVG	No Limit

Orthogonal Axis:	X
Test Mode:	UNII-1/ TX AC40 Mode 5190MHz

Horizontal

80 dBuV/m

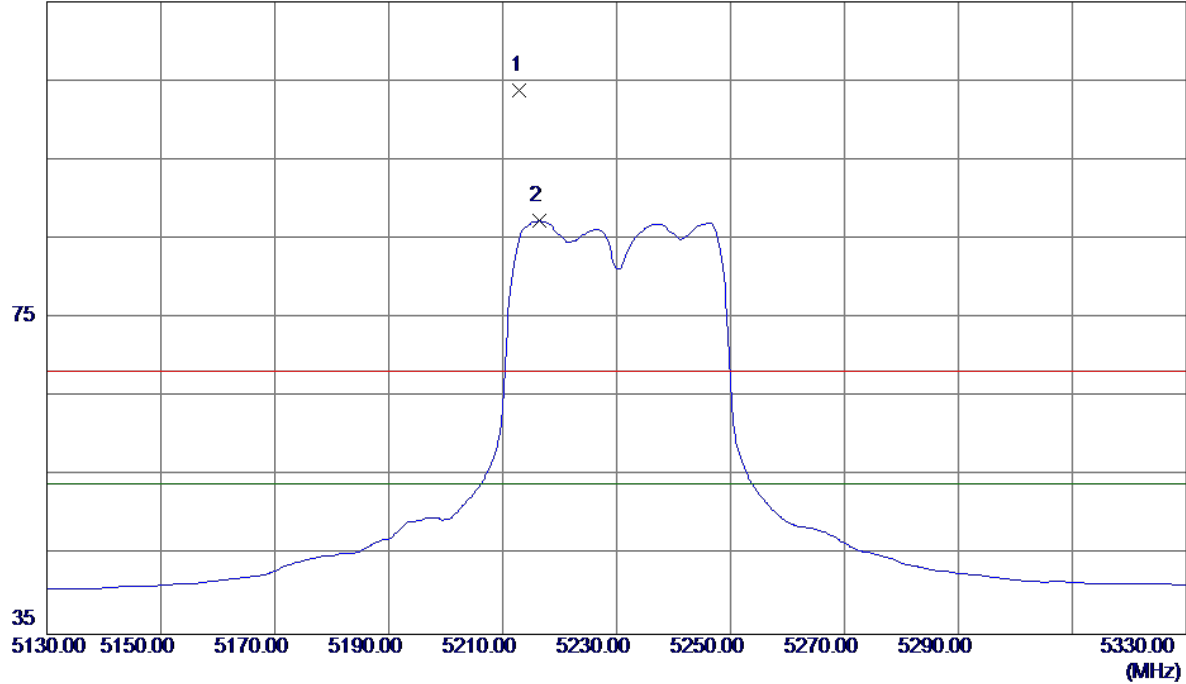


No.	Freq. MHz	Reading Level dBuV/m	Correct Factor dB	Measure ment dBuV/m	Limit dBuV/m	Margin dB	Detector	Comment
1	10379.6100	41.55	15.01	56.56	68.30	-11.74	Peak	
2 *	10380.0199	28.56	15.01	43.57	54.00	-10.43	AVG	

Orthogonal Axis:	X
Test Mode:	UNII-1/ TX AC40 Mode 5230MHz

Vertical

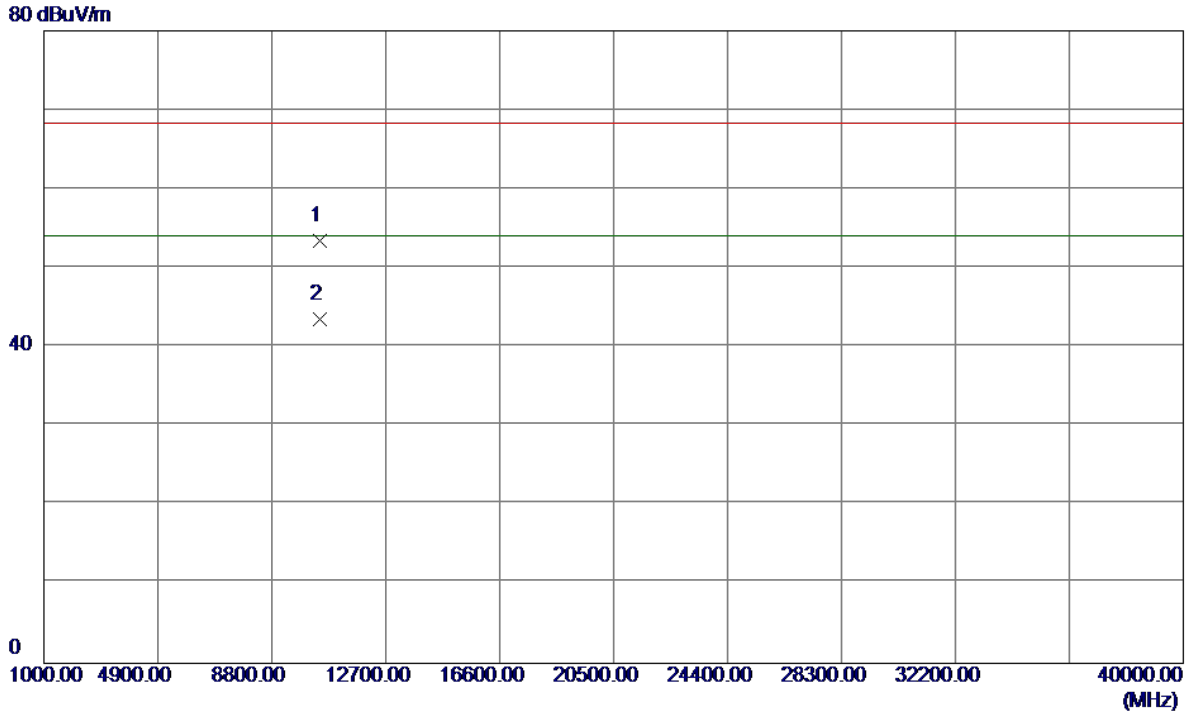
115 dBuV/m



No.	Freq. MHz	Reading Level dBuV/m	Correct Factor dB	Measure ment dBuV/m	Limit dBuV/m	Margin dB	Detector	Comment
1 *	5213.0000	62.92	40.83	103.75	68.30	35.45	Peak	No Limit
2	5216.4000	46.41	40.84	87.25	54.00	33.25	AVG	No Limit

Orthogonal Axis:	X
Test Mode:	UNII-1/ TX AC40 Mode 5230MHz

Vertical

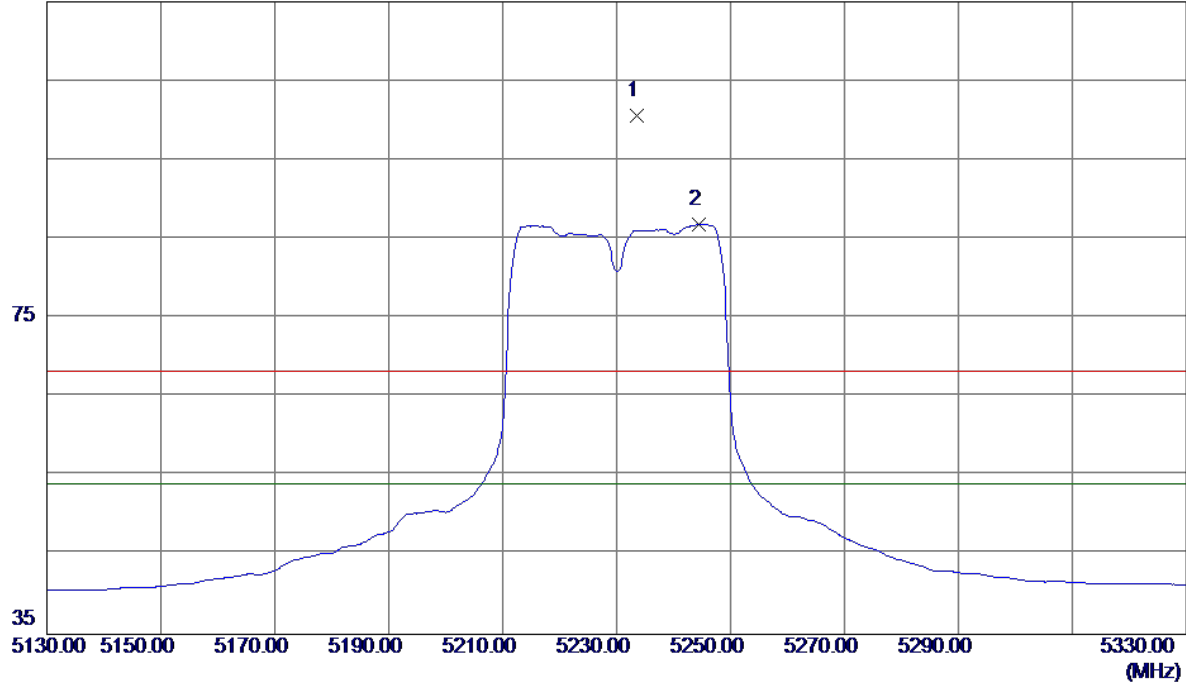


No.	Freq. MHz	Reading Level dBuV/m	Correct Factor dB	Measure ment dBuV/m	Limit dBuV/m	Margin dB	Detector	Comment
1	10460.0199	38.30	15.20	53.50	68.30	-14.80	Peak	
2 *	10460.1100	28.37	15.20	43.57	54.00	-10.43	AVG	

Orthogonal Axis:	X
Test Mode:	UNII-1/ TX AC40 Mode 5230MHz

Horizontal

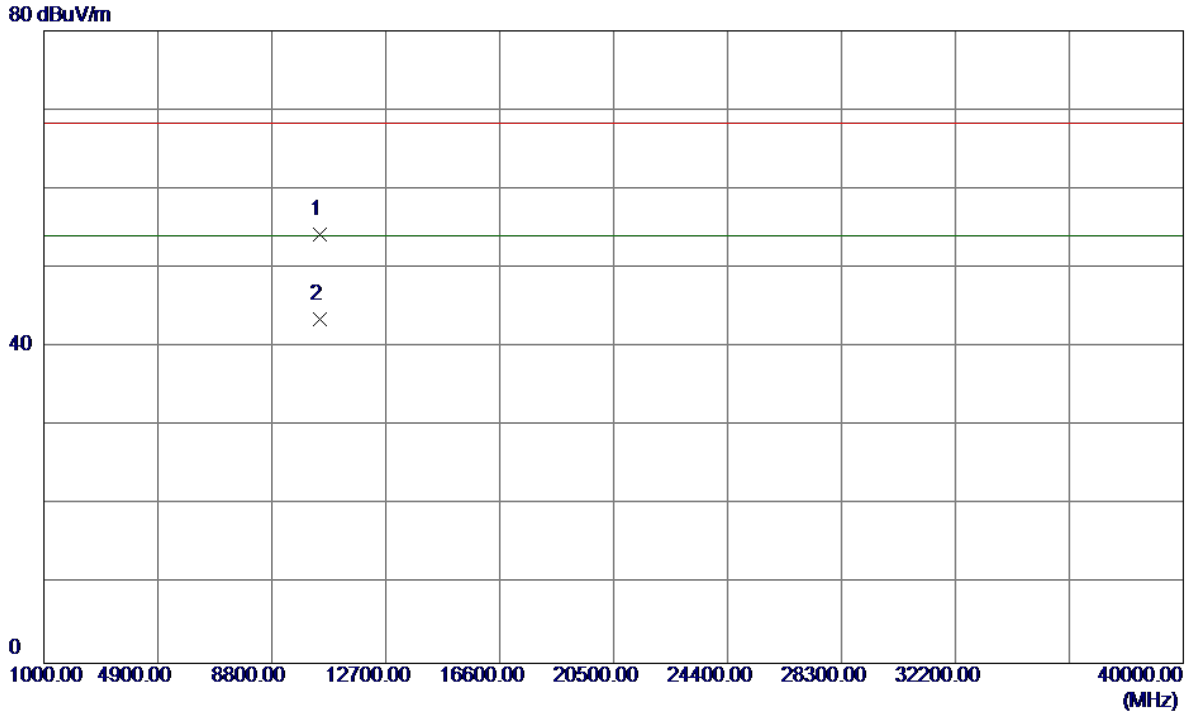
115 dBuV/m



No.	Freq. MHz	Reading Level dBuV/m	Correct Factor dB	Measure ment dBuV/m	Limit dBuV/m	Margin dB	Detector	Comment
1	5233.6000	59.73	40.90	100.63	68.30	32.33	Peak	No Limit
2 *	5244.4000	45.90	40.94	86.84	54.00	32.84	AVG	No Limit

Orthogonal Axis:	X
Test Mode:	UNII-1/ TX AC40 Mode 5230MHz

Horizontal

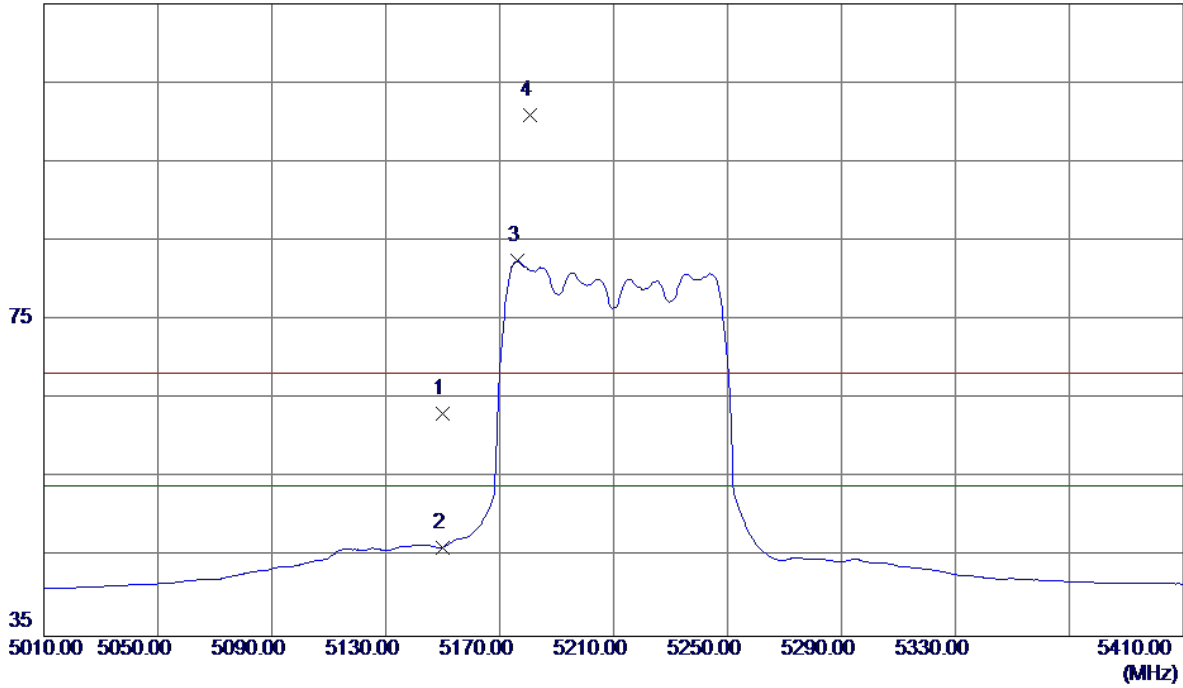


No.	Freq. MHz	Reading Level dBuV/m	Correct Factor dB	Measure ment dBuV/m	Limit dBuV/m	Margin dB	Detector	Comment
1	10459.7900	38.98	15.20	54.18	68.30	-14.12	Peak	
2 *	10459.8700	28.37	15.20	43.57	54.00	-10.43	AVG	

Orthogonal Axis:	X
Test Mode:	UNII-1/ TX AC80 Mode 5210MHz

Vertical

115 dBuV/m

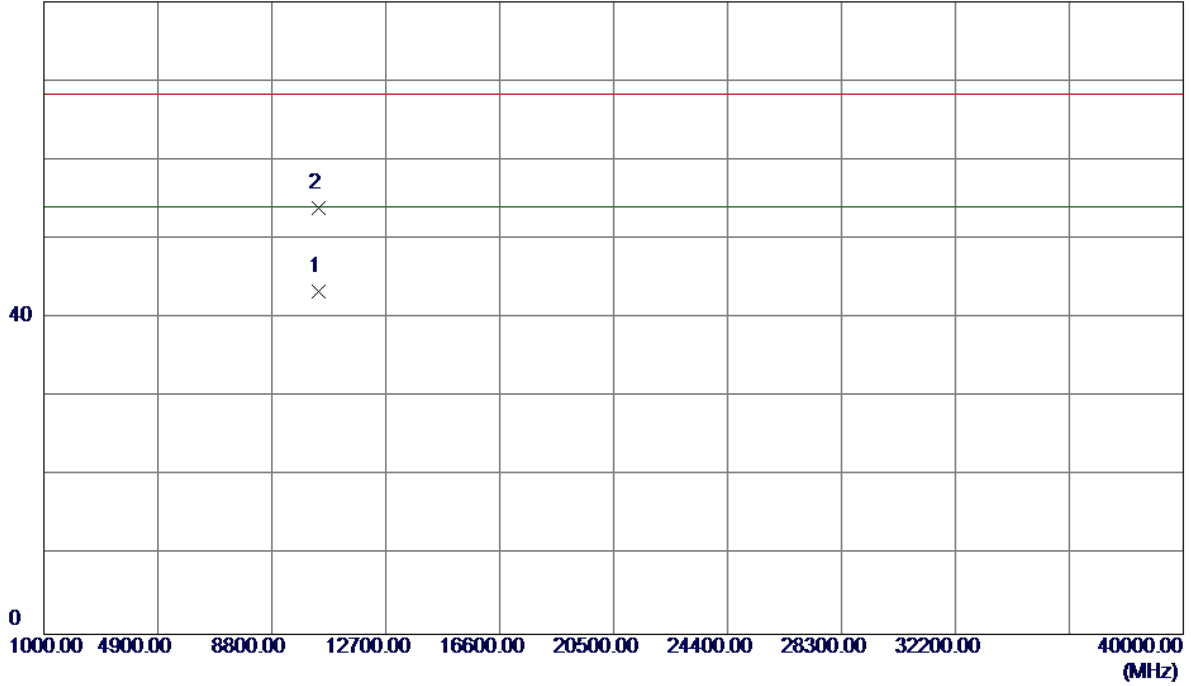


No.	Freq. MHz	Reading Level dBuV/m	Correct Factor dB	Measure ment dBuV/m	Limit dBuV/m	Margin dB	Detector	Comment
1	5150.0000	22.58	40.62	63.20	68.30	-5.10	Peak	
2	5150.0000	5.63	40.62	46.25	54.00	-7.75	AVG	
3	5176.4000	41.81	40.71	82.52	54.00	28.52	AVG	No Limit
4 *	5180.8000	60.13	40.73	100.86	68.30	32.56	Peak	No Limit

Orthogonal Axis:	X
Test Mode:	UNII-1/ TX AC80 Mode 5210MHz

Vertical

80 dBuV/m

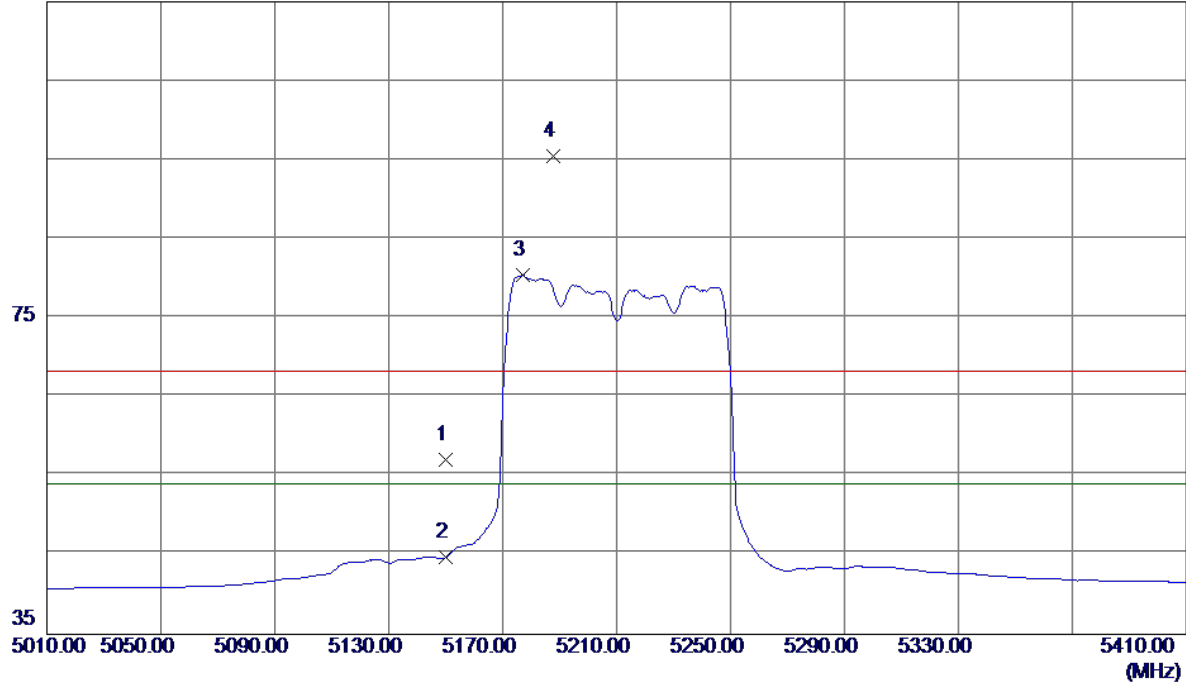


No.	Freq. MHz	Reading Level dBuV/m	Correct Factor dB	Measure ment dBuV/m	Limit dBuV/m	Margin dB	Detector	Comment
1 *	10419.9400	28.25	15.10	43.35	54.00	-10.65	AVG	
2	10420.2100	38.81	15.10	53.91	68.30	-14.39	Peak	

Orthogonal Axis:	X
Test Mode:	UNII-1/ TX AC80 Mode 5210MHz

Horizontal

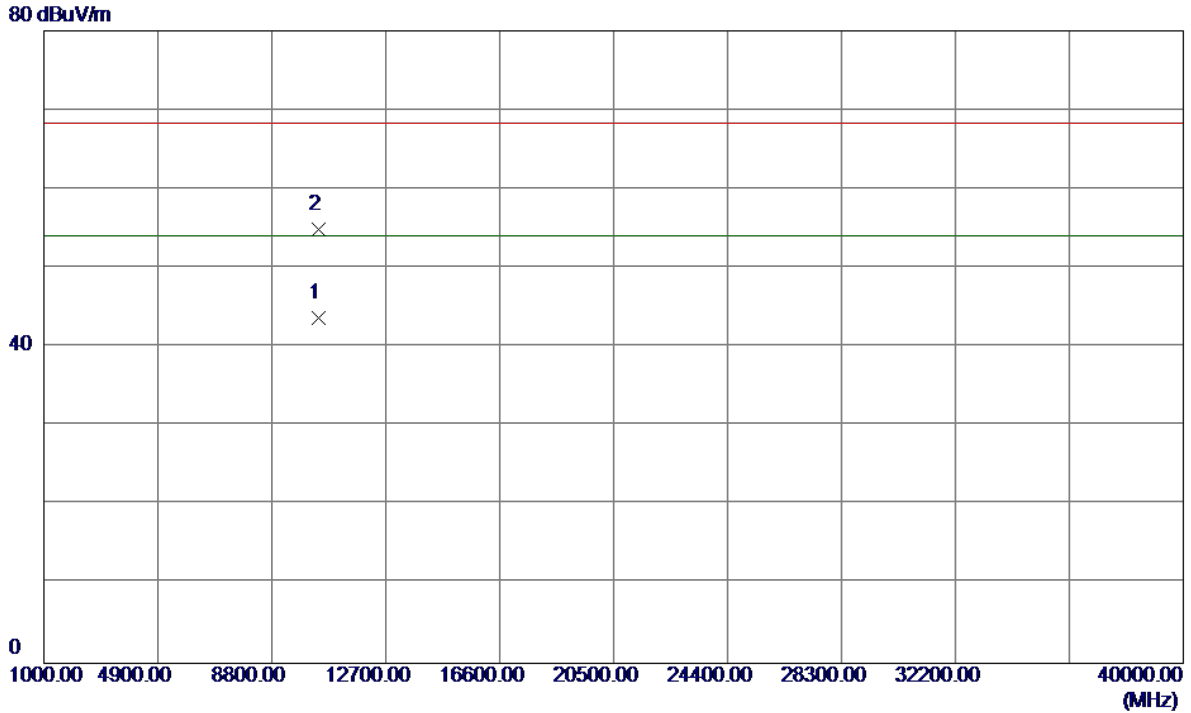
115 dBuV/m



No.	Freq. MHz	Reading Level dBuV/m	Correct Factor dB	Measure ment dBuV/m	Limit dBuV/m	Margin dB	Detector	Comment
1	5150.0000	16.48	40.62	57.10	68.30	-11.20	Peak	
2	5150.0000	4.08	40.62	44.70	54.00	-9.30	AVG	
3	5177.2000	39.75	40.71	80.46	54.00	26.46	AVG	No Limit
4 *	5187.6000	54.69	40.75	95.44	68.30	27.14	Peak	No Limit

Orthogonal Axis:	X
Test Mode:	UNII-1/ TX AC80 Mode 5210MHz

Horizontal

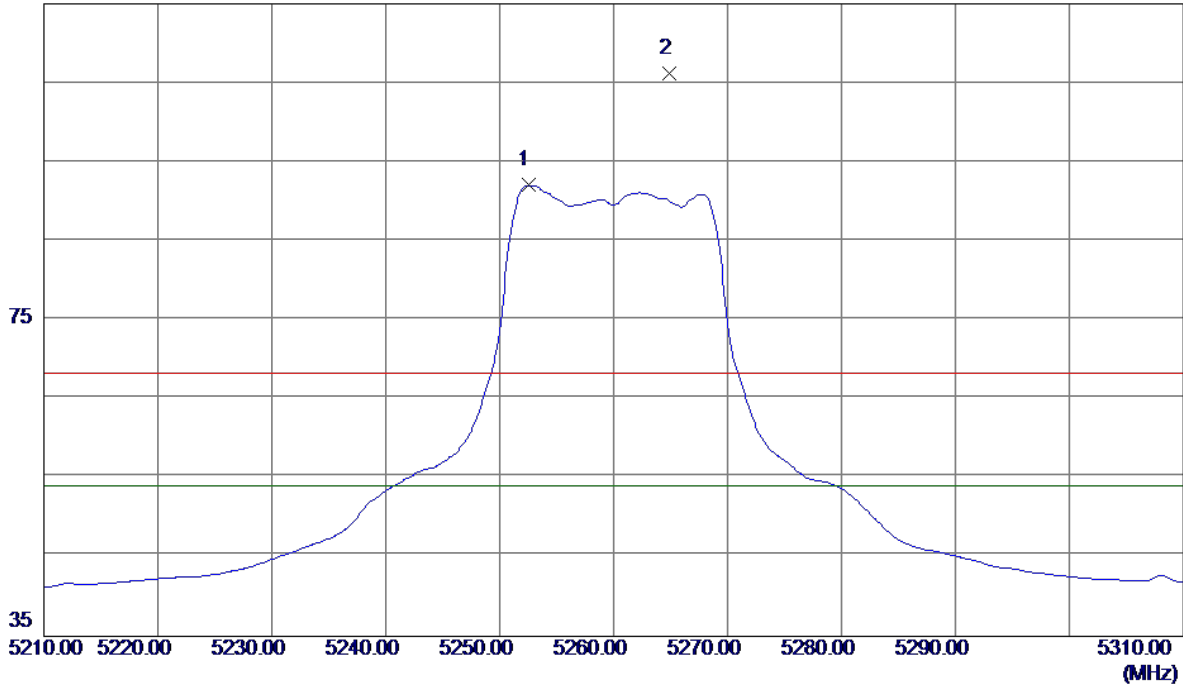


No.	Freq. MHz	Reading Level dBuV/m	Correct Factor dB	Measure ment dBuV/m	Limit dBuV/m	Margin dB	Detector	Comment
1 *	10420.0700	28.59	15.10	43.69	54.00	-10.31	AVG	
2	10420.1200	39.84	15.10	54.94	68.30	-13.36	Peak	

Orthogonal Axis :	X
Test Mode :	UNII-2A/ TX AC20 Mode 5260MHz

Vertical

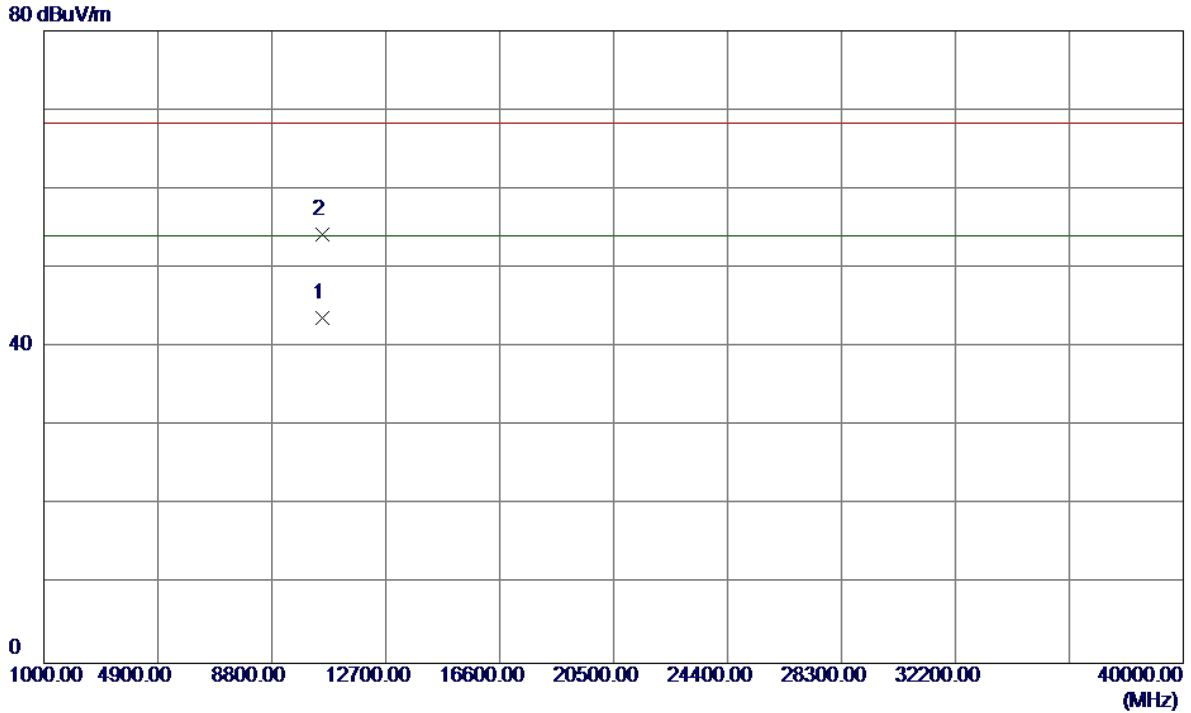
115 dBuV/m



No.	Freq. MHz	Reading Level dBuV/m	Correct Factor dB	Measure ment dBuV/m	Limit dBuV/m	Margin dB	Detector	Comment
1 *	5252.5000	51.08	40.96	92.04	54.00	38.04	AVG	No Limit
2	5264.9000	65.13	41.00	106.13	68.30	37.83	Peak	No Limit

Orthogonal Axis :	X
Test Mode :	UNII-2A/ TX AC20 Mode 5260MHz

Vertical

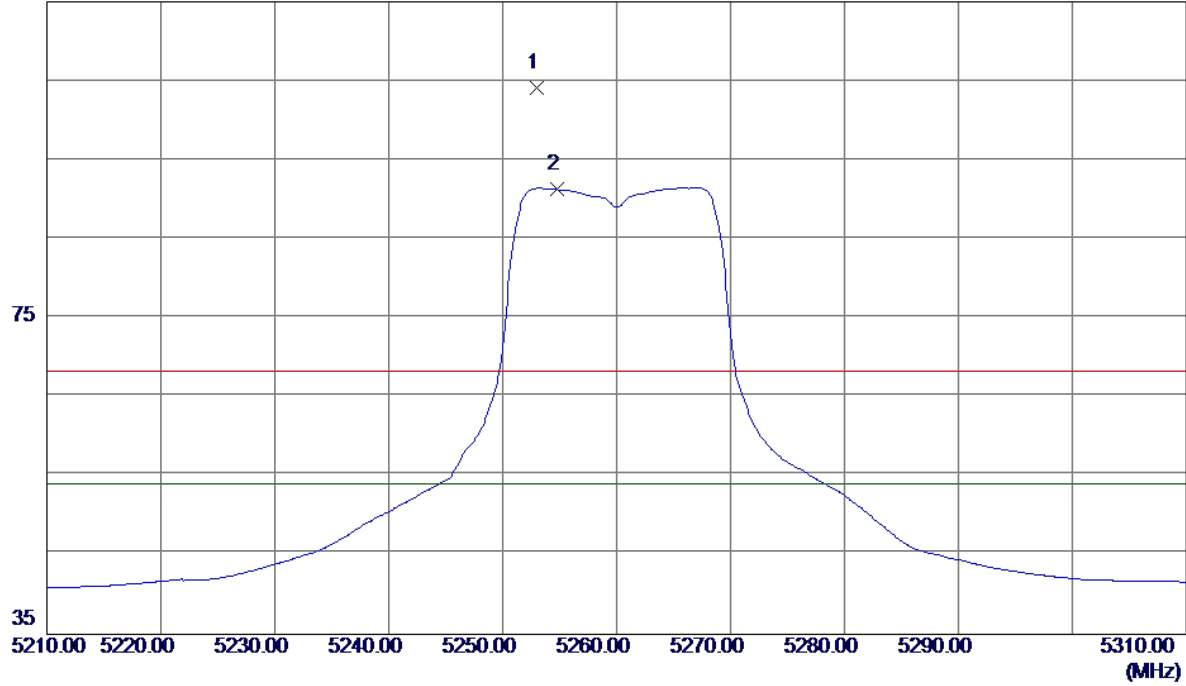


No.	Freq. MHz	Reading Level dBuV/m	Correct Factor dB	Measure ment dBuV/m	Limit dBuV/m	Margin dB	Detector	Comment
1 *	10519.9700	28.29	15.32	43.61	54.00	-10.39	AVG	
2	10520.0000	38.99	15.32	54.31	68.30	-13.99	Peak	

Orthogonal Axis :	X
Test Mode :	UNII-2A/ TX AC20 Mode 5260MHz

Horizontal

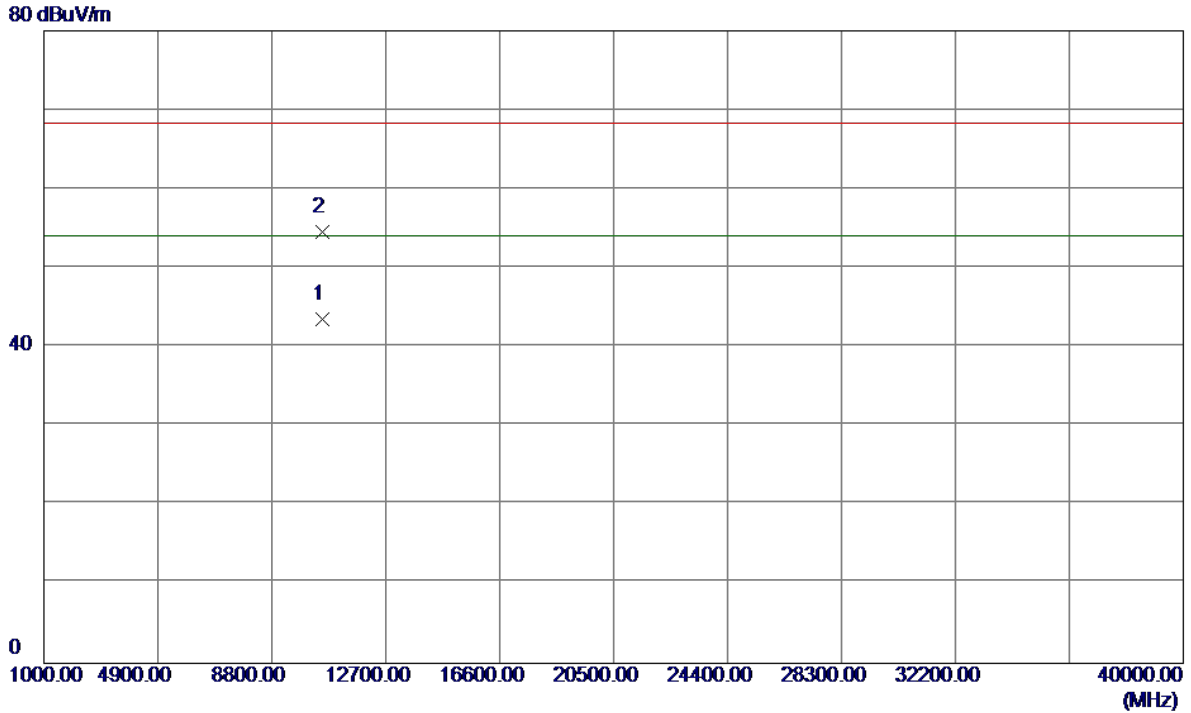
115 dBuV/m



No.	Freq. MHz	Reading Level dBuV/m	Correct Factor dB	Measure ment dBuV/m	Limit dBuV/m	Margin dB	Detector	Comment
1	5253.0000	63.11	40.96	104.07	68.30	35.77	Peak	No Limit
2 *	5254.8000	50.28	40.97	91.25	54.00	37.25	AVG	No Limit

Orthogonal Axis :	X
Test Mode :	UNII-2A/ TX AC20 Mode 5260MHz

Horizontal

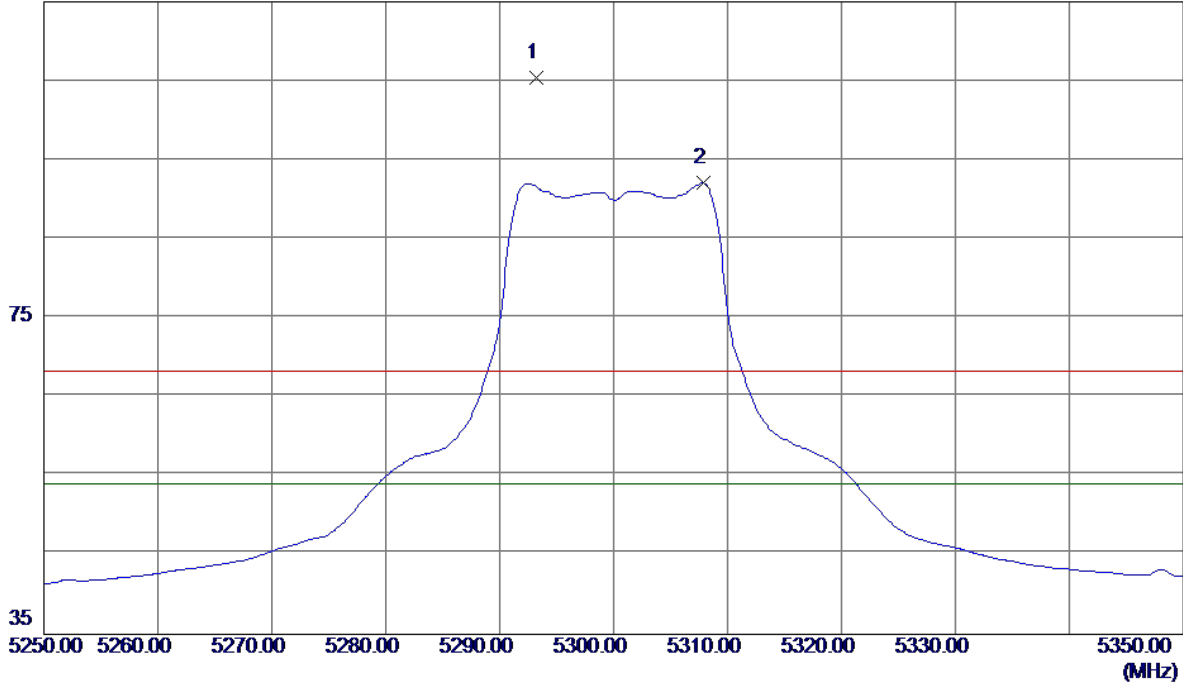


No.	Freq. MHz	Reading Level dBuV/m	Correct Factor dB	Measure ment dBuV/m	Limit dBuV/m	Margin dB	Detector	Comment
1 *	10519.9200	28.27	15.32	43.59	54.00	-10.41	AVG	
2	10520.0800	39.26	15.32	54.58	68.30	-13.72	Peak	

Orthogonal Axis :	X
Test Mode :	UNII-2A/ TX AC20 Mode 5300MHz

Vertical

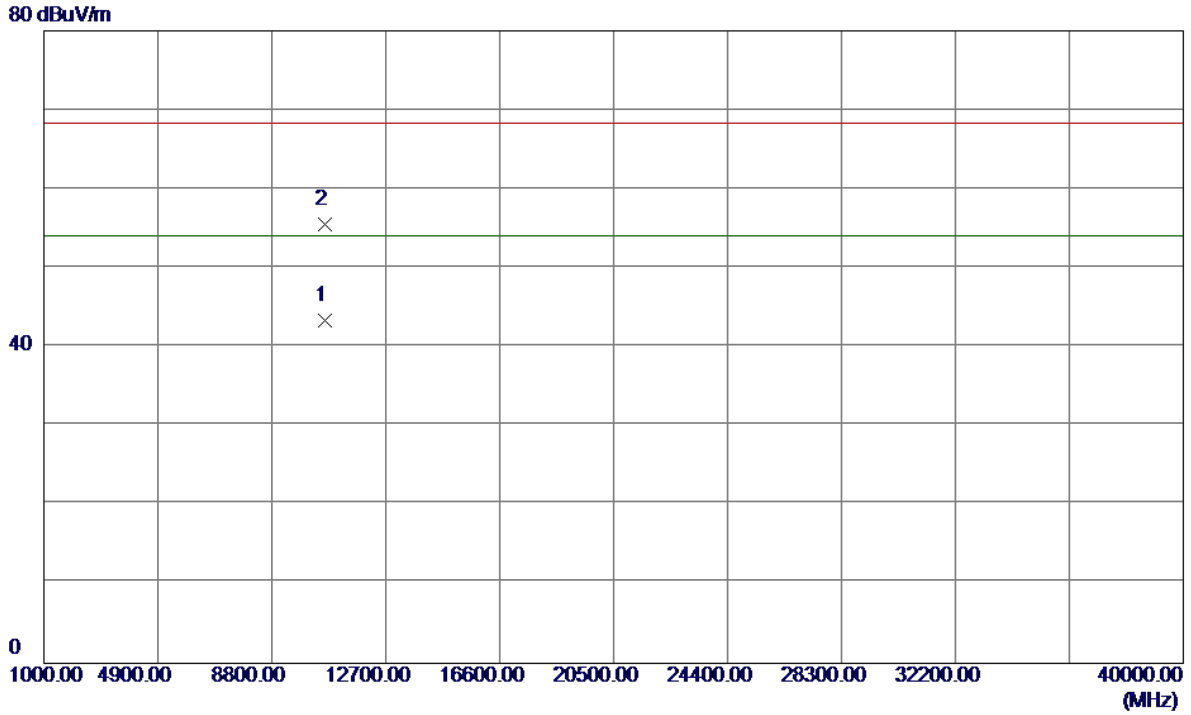
115 dBuV/m



No.	Freq. MHz	Reading Level dBuV/m	Correct Factor dB	Measure ment dBuV/m	Limit dBuV/m	Margin dB	Detector	Comment
1	5293.2000	64.32	41.10	105.42	68.30	37.12	Peak	No Limit
2 *	5307.9000	50.95	41.15	92.10	54.00	38.10	AVG	No Limit

Orthogonal Axis :	X
Test Mode :	UNII-2A/ TX AC20 Mode 5300MHz

Vertical

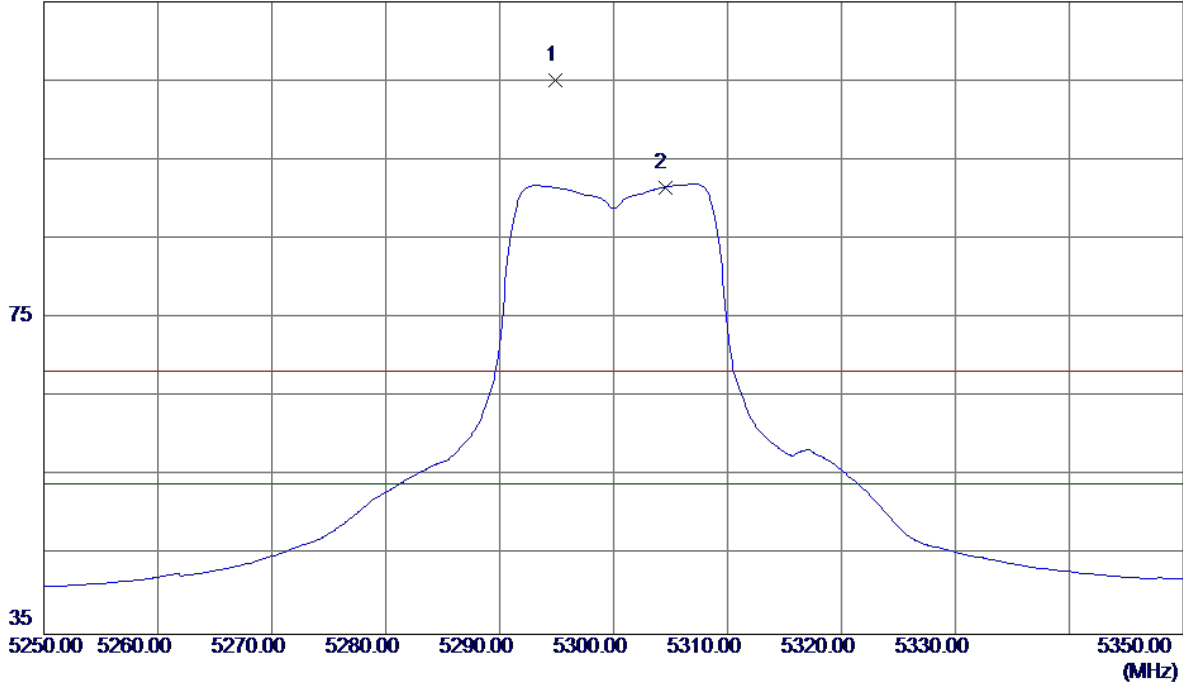


No.	Freq. MHz	Reading Level dBuV/m	Correct Factor dB	Measure ment dBuV/m	Limit dBuV/m	Margin dB	Detector	Comment
1 *	10600.0900	28.00	15.42	43.42	54.00	-10.58	AVG	
2	10600.2900	40.03	15.42	55.45	68.30	-12.85	Peak	

Orthogonal Axis :	X
Test Mode :	UNII-2A/ TX AC20 Mode 5300MHz

Horizontal

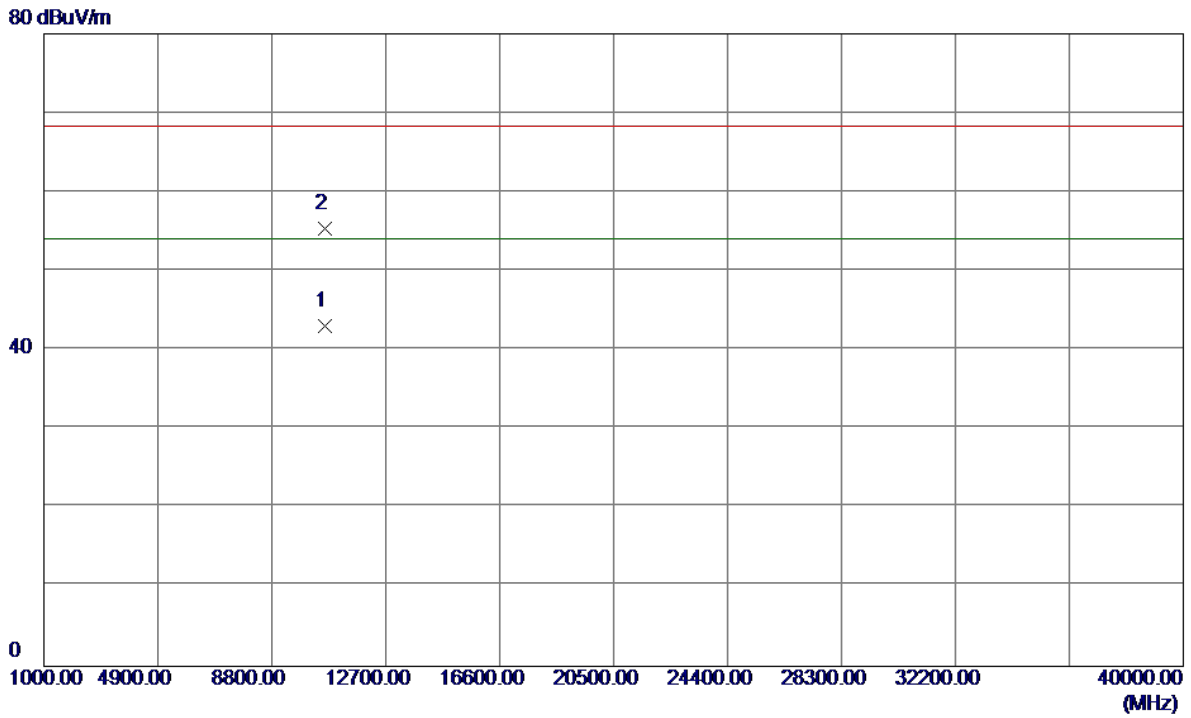
115 dBuV/m



No.	Freq. MHz	Reading Level dBuV/m	Correct Factor dB	Measure ment dBuV/m	Limit dBuV/m	Margin dB	Detector	Comment
1	5294.9000	63.98	41.10	105.08	68.30	36.78	Peak	No Limit
2 *	5304.5000	50.42	41.13	91.55	54.00	37.55	AVG	No Limit

Orthogonal Axis :	X
Test Mode :	UNII-2A/ TX AC20 Mode 5300MHz

Horizontal

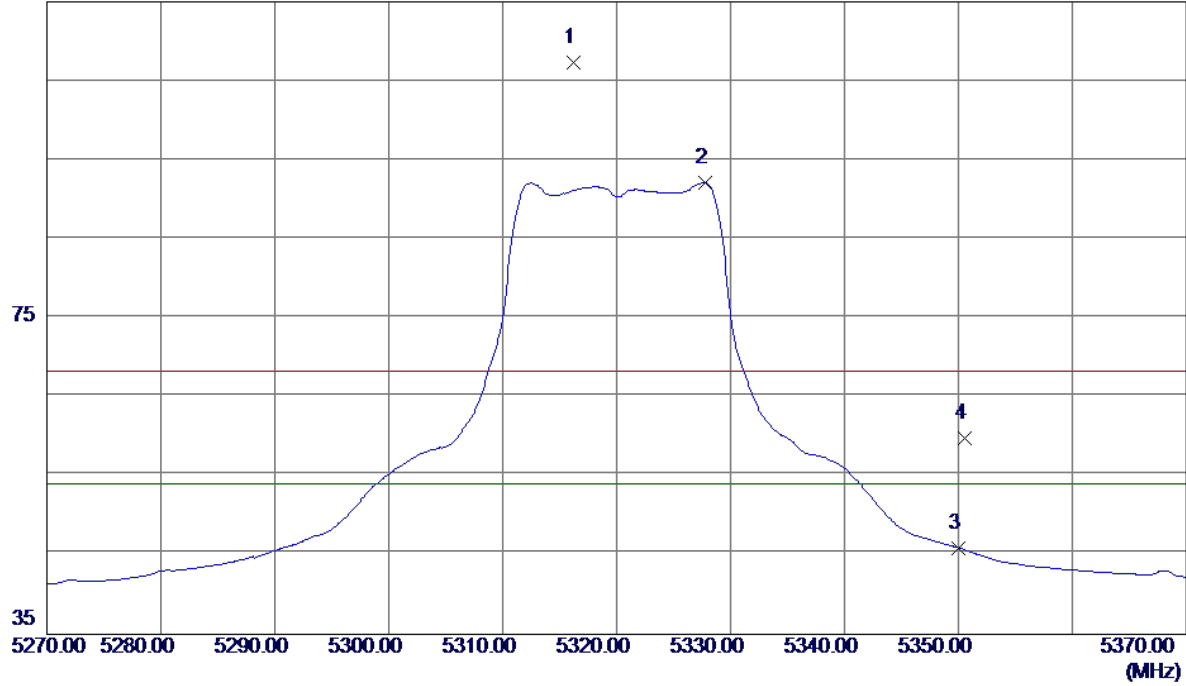


No.	Freq. MHz	Reading Level dBuV/m	Correct Factor dB	Measure ment dBuV/m	Limit dBuV/m	Margin dB	Detector	Comment
1 *	10599.3460	27.69	15.42	43.11	54.00	-10.89	AVG	
2	10599.7800	39.88	15.42	55.30	68.30	-13.00	Peak	

Orthogonal Axis :	X
Test Mode :	UNII-2A/ TX AC20 Mode 5320MHz

Vertical

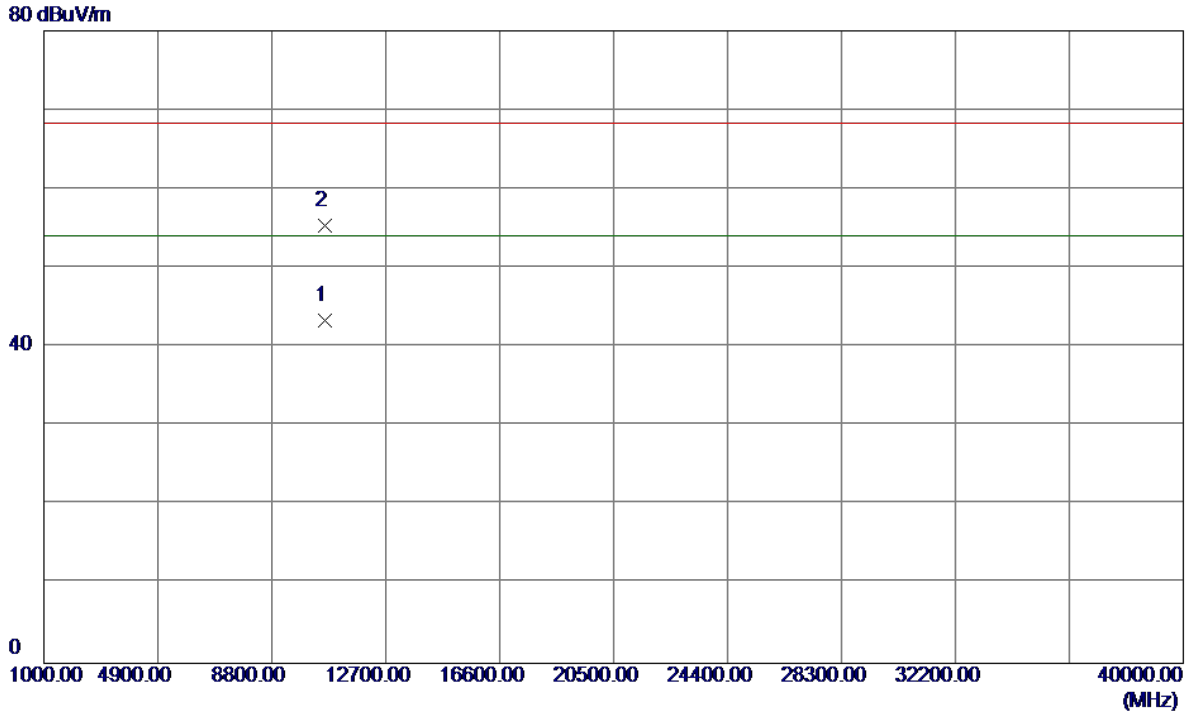
115 dBuV/m



No.	Freq. MHz	Reading Level dBuV/m	Correct Factor dB	Measure ment dBuV/m	Limit dBuV/m	Margin dB	Detector	Comment
1 *	5316.2000	66.10	41.17	107.27	68.30	38.97	Peak	No Limit
2	5327.8000	50.95	41.21	92.16	54.00	38.16	AVG	No Limit
3	5350.0000	4.67	41.28	45.95	54.00	-8.05	AVG	
4	5350.6000	18.44	41.29	59.73	68.30	-8.57	Peak	

Orthogonal Axis :	X
Test Mode :	UNII-2A/ TX AC20 Mode 5320MHz

Vertical

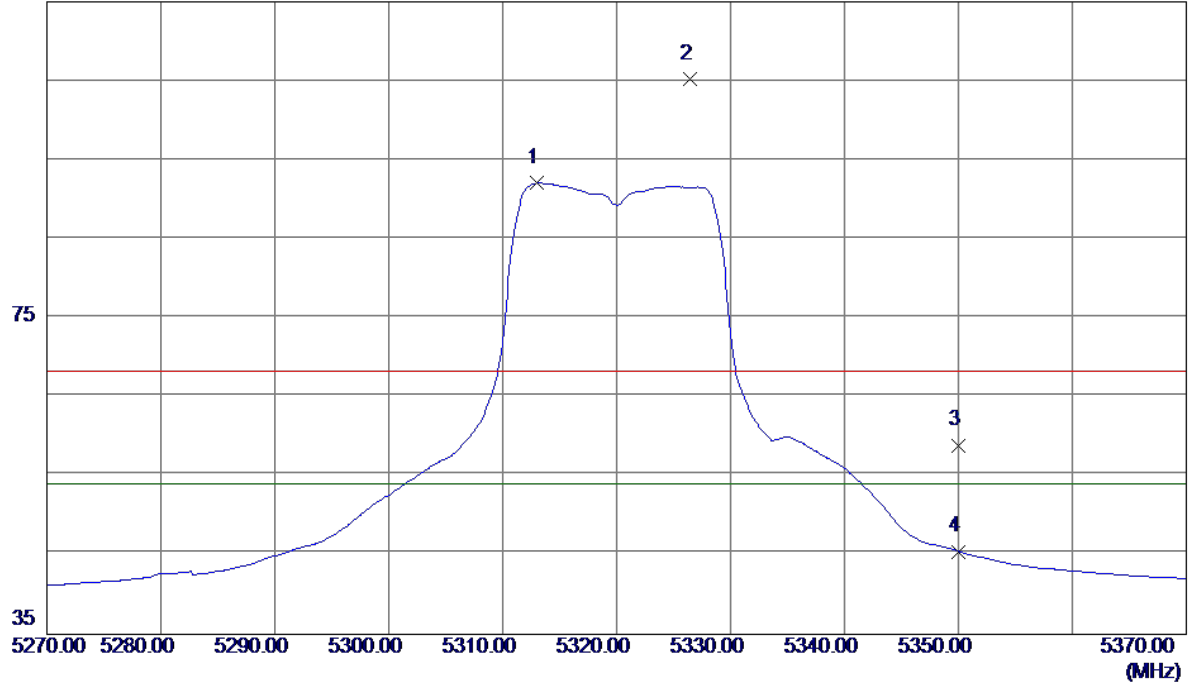


No.	Freq. MHz	Reading Level dBuV/m	Correct Factor dB	Measure ment dBuV/m	Limit dBuV/m	Margin dB	Detector	Comment
1 *	10639.5700	27.88	15.47	43.35	54.00	-10.65	AVG	
2	10640.6400	39.86	15.47	55.33	68.30	-12.97	Peak	

Orthogonal Axis :	X
Test Mode :	UNII-2A/ TX AC20 Mode 5320MHz

Horizontal

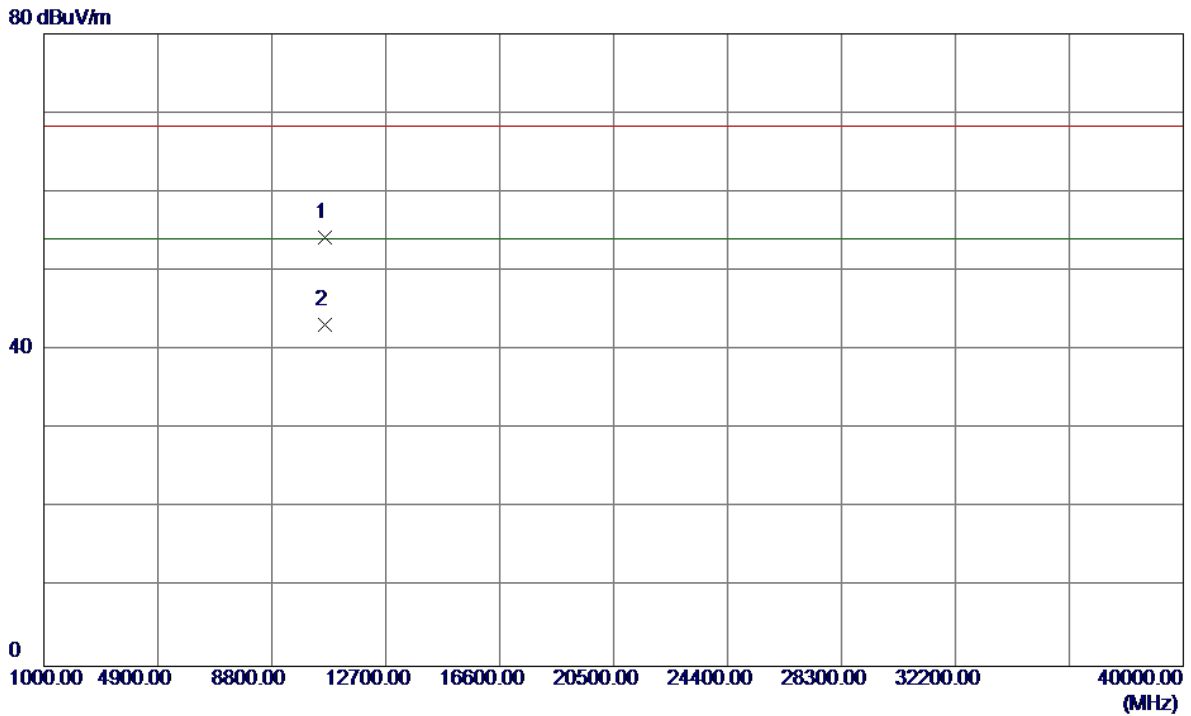
115 dBuV/m



No.	Freq. MHz	Reading Level dBuV/m	Correct Factor dB	Measure ment dBuV/m	Limit dBuV/m	Margin dB	Detector	Comment
1 *	5313.0000	50.92	41.16	92.08	54.00	38.08	AVG	No Limit
2	5326.4000	64.08	41.21	105.29	68.30	36.99	Peak	No Limit
3	5350.0000	17.64	41.28	58.92	68.30	-9.38	Peak	
4	5350.0000	4.20	41.28	45.48	54.00	-8.52	AVG	

Orthogonal Axis :	X
Test Mode :	UNII-2A/ TX AC20 Mode 5320MHz

Horizontal

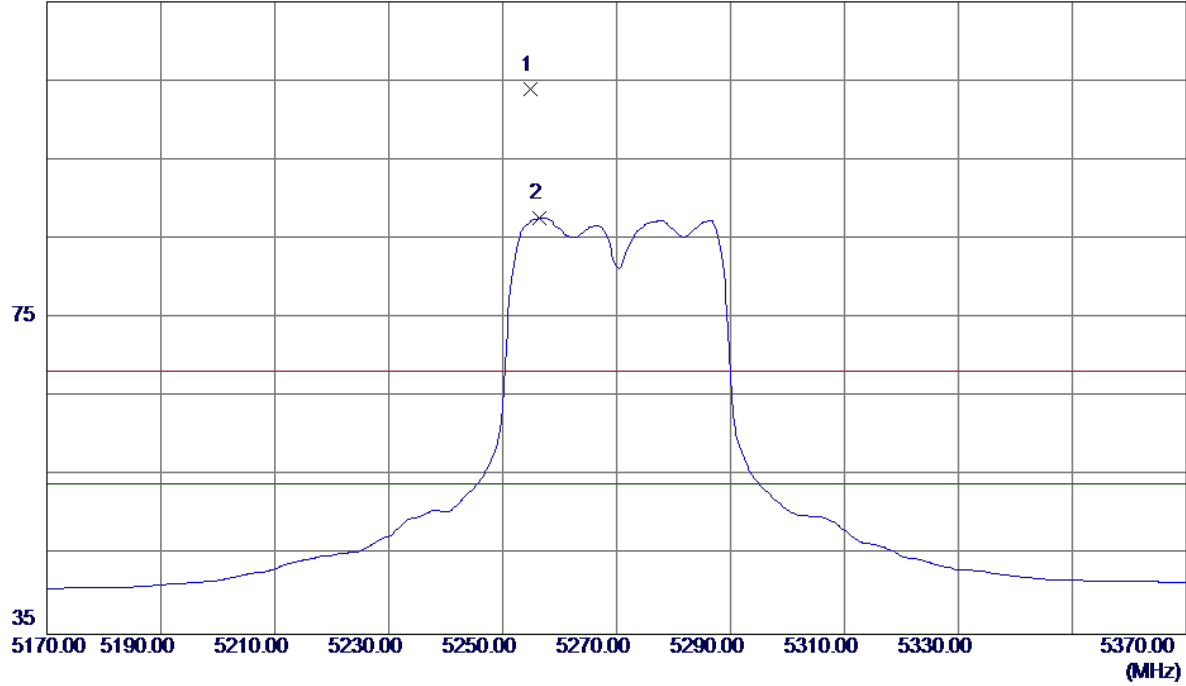


No.	Freq. MHz	Reading Level dBuV/m	Correct Factor dB	Measure ment dBuV/m	Limit dBuV/m	Margin dB	Detector	Comment
1	10640.0400	38.73	15.47	54.20	68.30	-14.10	Peak	
2 *	10640.1400	27.79	15.47	43.26	54.00	-10.74	AVG	

Orthogonal Axis :	X
Test Mode :	UNII-2A/ TX AC40 Mode 5270MHz

Vertical

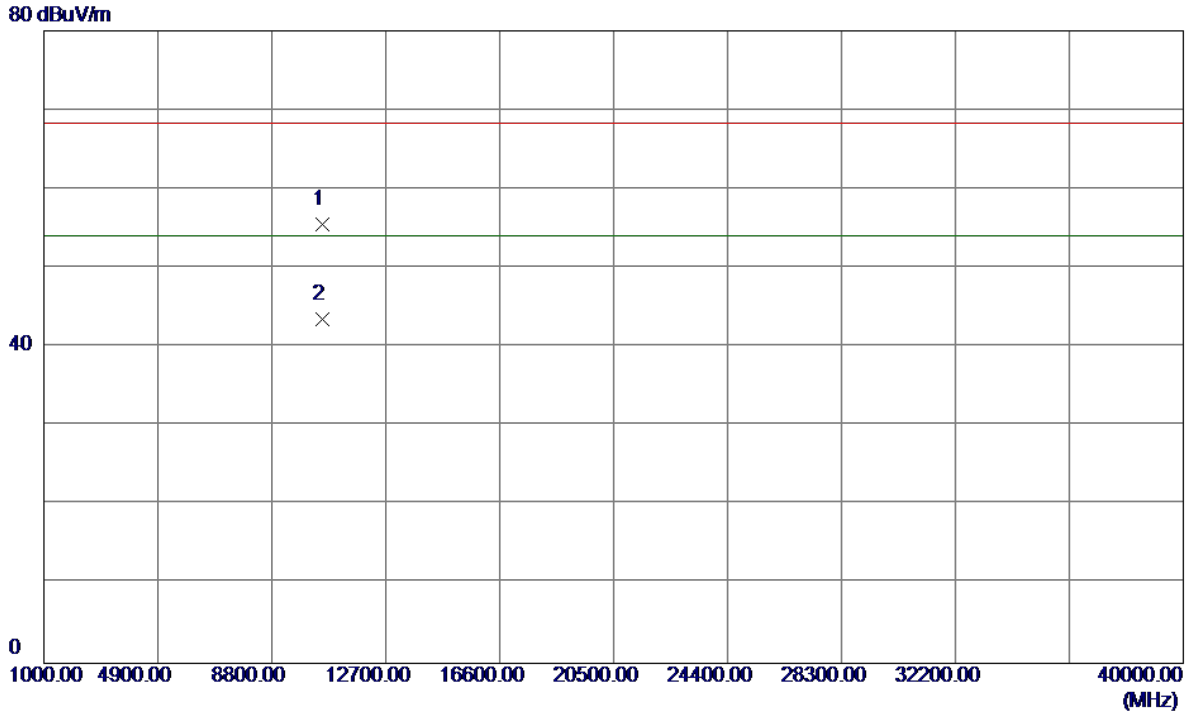
115 dBuV/m



No.	Freq. MHz	Reading Level dBuV/m	Correct Factor dB	Measure ment dBuV/m	Limit dBuV/m	Margin dB	Detector	Comment
1 *	5254.8000	62.91	40.97	103.88	68.30	35.58	Peak	No Limit
2	5256.4000	46.67	40.98	87.65	54.00	33.65	AVG	No Limit

Orthogonal Axis :	X
Test Mode :	UNII-2A/ TX AC40 Mode 5270MHz

Vertical

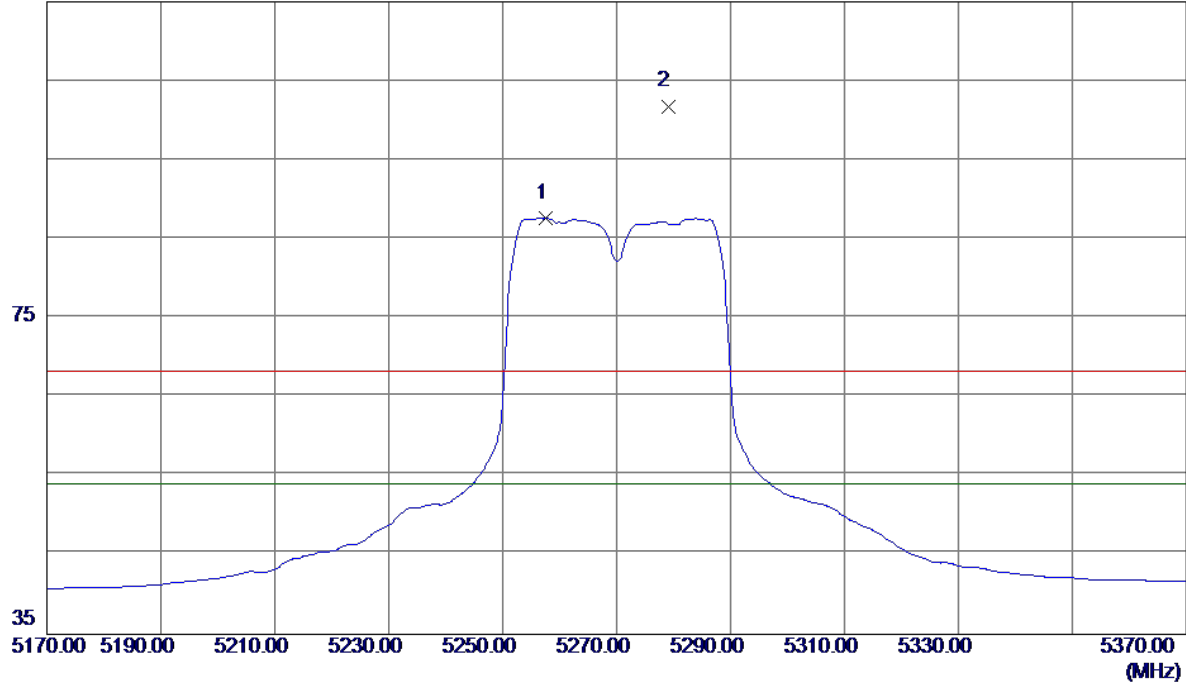


No.	Freq. MHz	Reading Level dBuV/m	Correct Factor dB	Measure ment dBuV/m	Limit dBuV/m	Margin dB	Detector	Comment
1	10539.8099	40.22	15.34	55.56	68.30	-12.74	Peak	
2 *	10539.8800	28.14	15.34	43.48	54.00	-10.52	AVG	

Orthogonal Axis :	X
Test Mode :	UNII-2A/ TX AC40 Mode 5270MHz

Horizontal

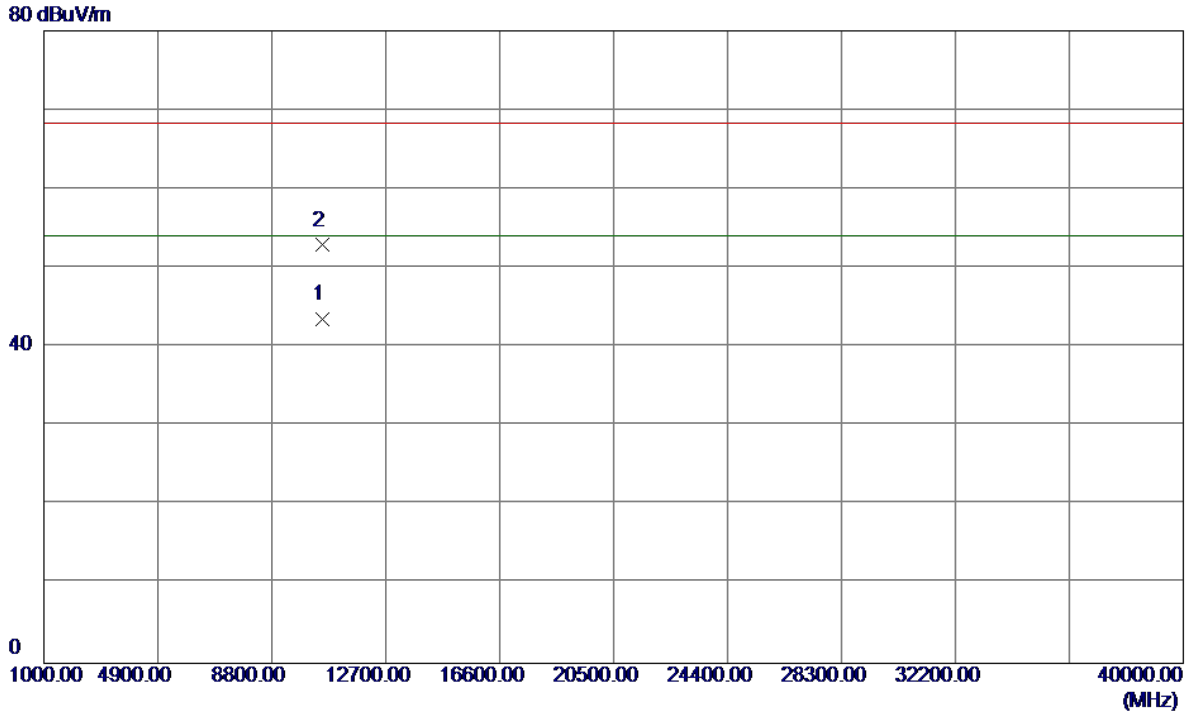
115 dBuV/m



No.	Freq. MHz	Reading Level dBuV/m	Correct Factor dB	Measure ment dBuV/m	Limit dBuV/m	Margin dB	Detector	Comment
1 *	5257.6000	46.66	40.98	87.64	54.00	33.64	AVG	No Limit
2	5279.0000	60.75	41.05	101.80	68.30	33.50	Peak	No Limit

Orthogonal Axis :	X
Test Mode :	UNII-2A/ TX AC40 Mode 5270MHz

Horizontal

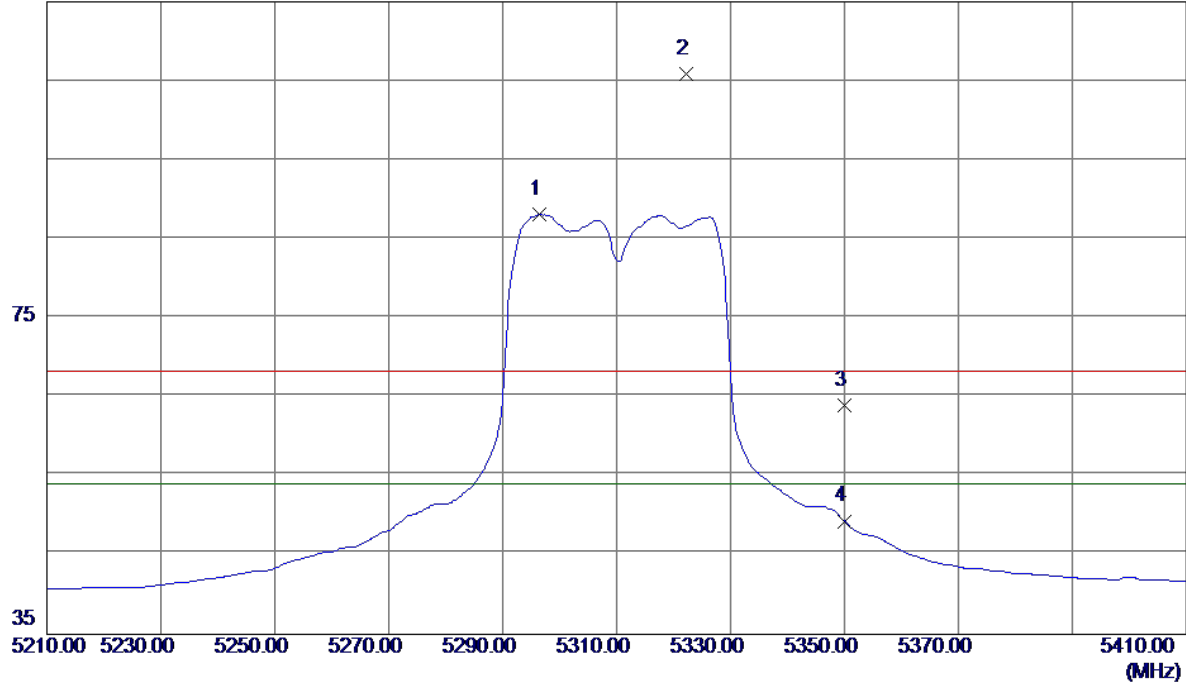


No.	Freq. MHz	Reading Level dBuV/m	Correct Factor dB	Measure ment dBuV/m	Limit dBuV/m	Margin dB	Detector	Comment
1 *	10539.8300	28.15	15.34	43.49	54.00	-10.51	AVG	
2	10540.0900	37.54	15.34	52.88	68.30	-15.42	Peak	

Orthogonal Axis :	X
Test Mode :	UNII-2A/ TX AC40 Mode 5310MHz

Vertical

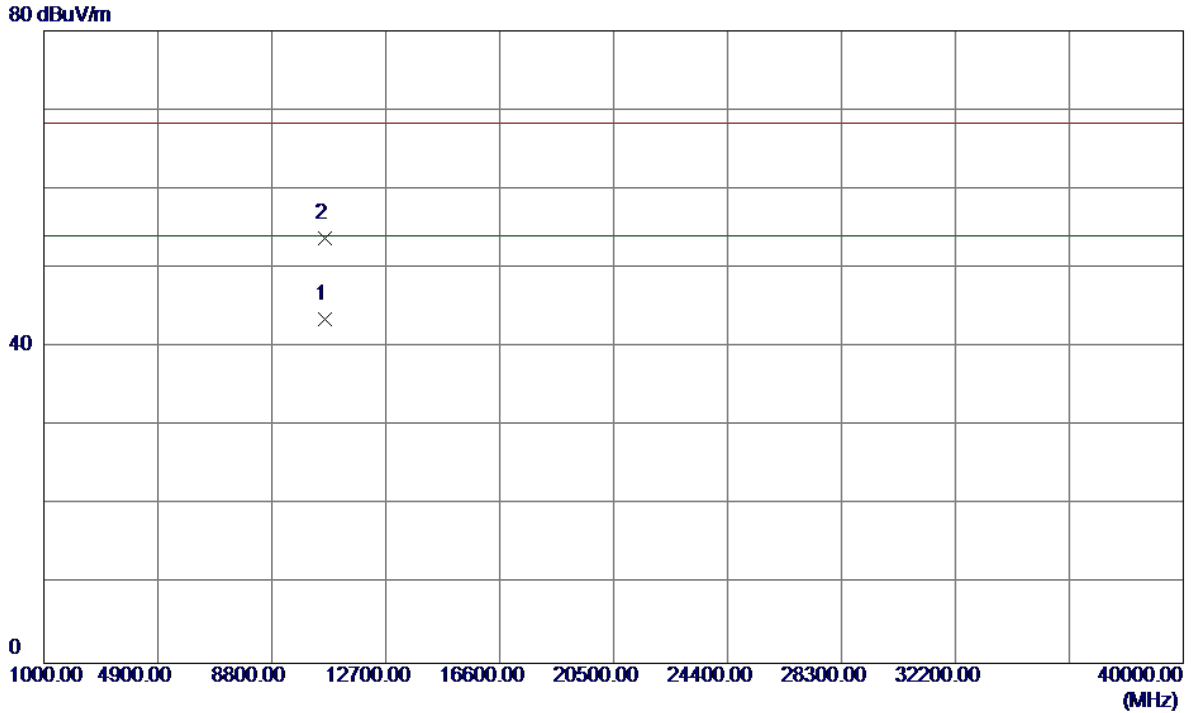
115 dBuV/m



No.	Freq. MHz	Reading Level dBuV/m	Correct Factor dB	Measure ment dBuV/m	Limit dBuV/m	Margin dB	Detector	Comment
1	5296.4000	47.01	41.11	88.12	54.00	34.12	AVG	No Limit
2 *	5322.2000	64.63	41.19	105.82	68.30	37.52	Peak	No Limit
3	5350.0000	22.74	41.28	64.02	68.30	-4.28	Peak	
4	5350.0000	8.04	41.28	49.32	54.00	-4.68	AVG	

Orthogonal Axis :	X
Test Mode :	UNII-2A/ TX AC40 Mode 5310MHz

Vertical

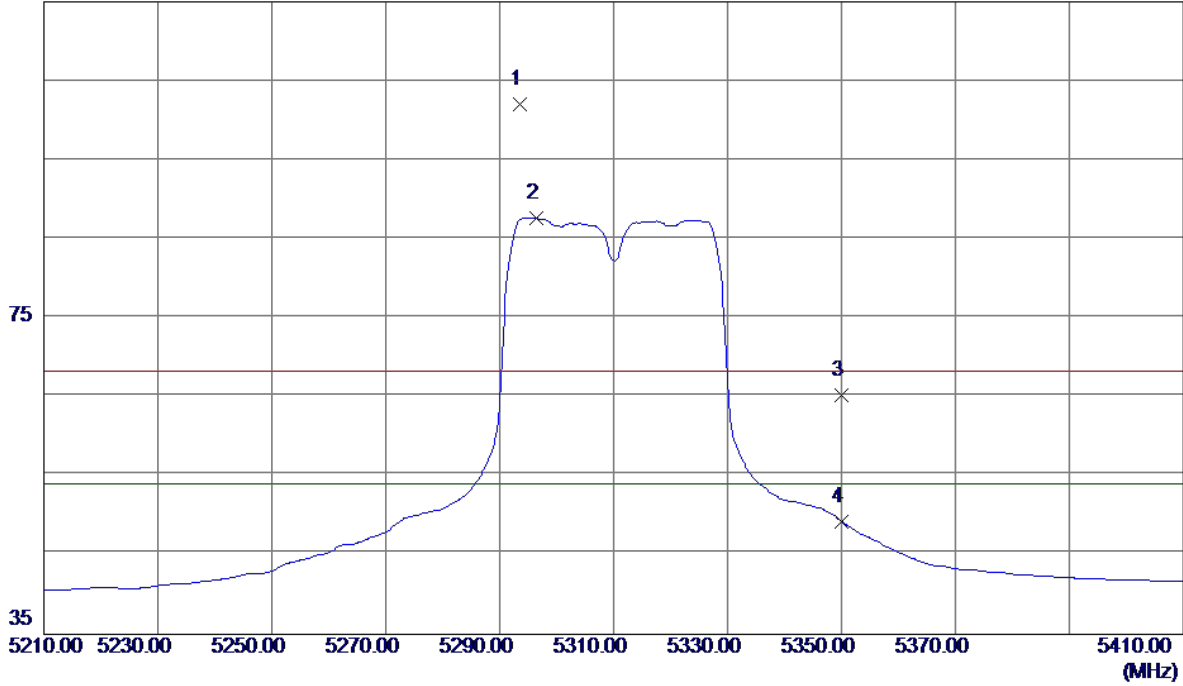


No.	Freq. MHz	Reading Level dBuV/m	Correct Factor dB	Measure ment dBuV/m	Limit dBuV/m	Margin dB	Detector	Comment
1 *	10619.9300	28.13	15.44	43.57	54.00	-10.43	AVG	
2	10619.9400	38.33	15.44	53.77	68.30	-14.53	Peak	

Orthogonal Axis :	X
Test Mode :	UNII-2A/ TX AC40 Mode 5310MHz

Horizontal

115 dBuV/m

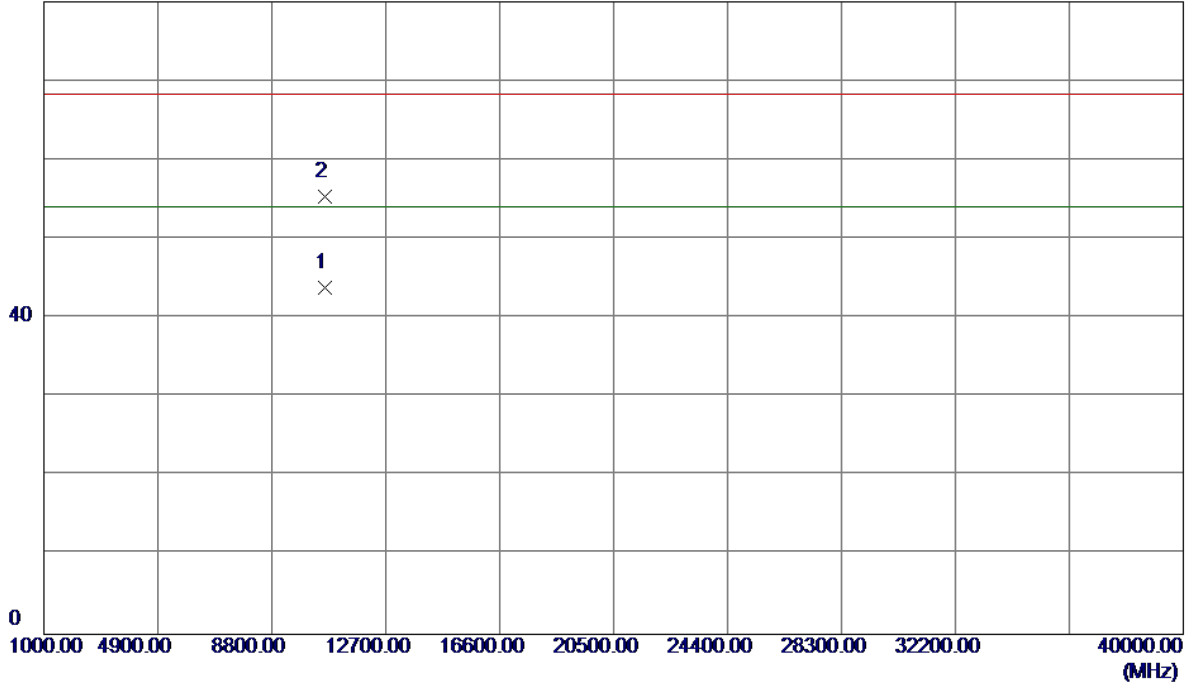


No.	Freq. MHz	Reading Level dBuV/m	Correct Factor dB	Measure ment dBuV/m	Limit dBuV/m	Margin dB	Detector	Comment
1 *	5293.6000	60.88	41.10	101.98	68.30	33.68	Peak	No Limit
2	5296.4000	46.51	41.11	87.62	54.00	33.62	AVG	No Limit
3	5350.0000	24.01	41.28	65.29	68.30	-3.01	Peak	
4	5350.0000	8.03	41.28	49.31	54.00	-4.69	AVG	

Orthogonal Axis :	X
Test Mode :	UNII-2A/ TX AC40 Mode 5310MHz

Horizontal

80 dBuV/m

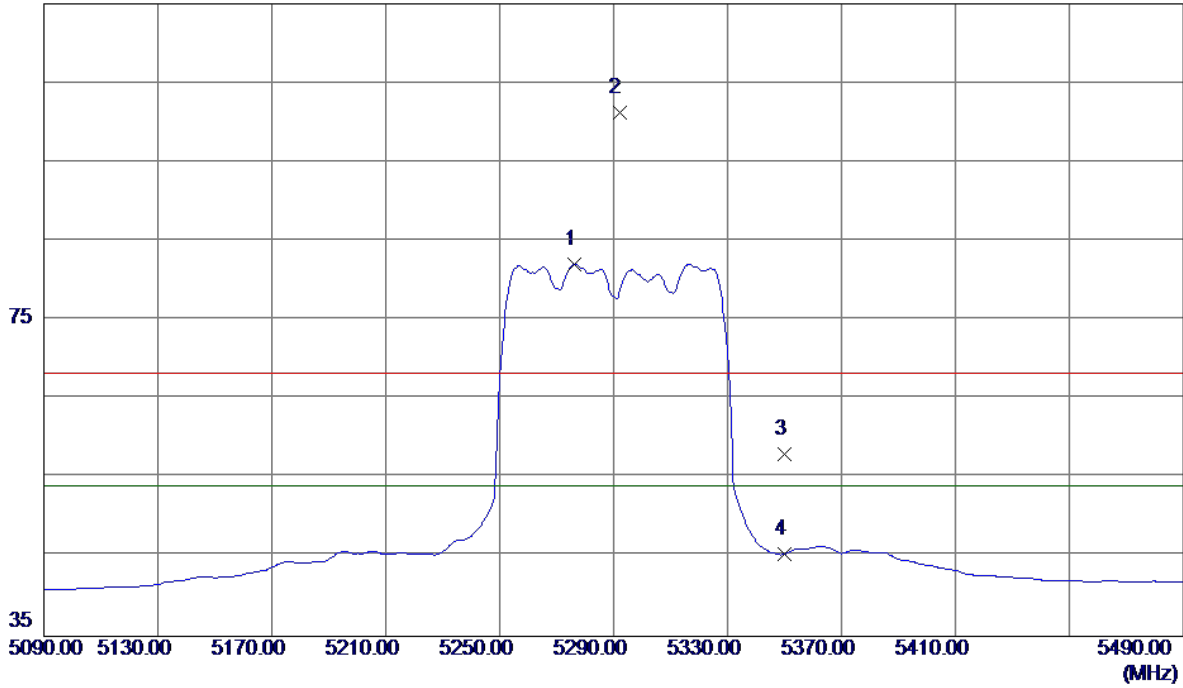


No.	Freq. MHz	Reading Level dBuV/m	Correct Factor dB	Measure ment dBuV/m	Limit dBuV/m	Margin dB	Detector	Comment
1 *	10619.9500	28.43	15.44	43.87	54.00	-10.13	AVG	
2	10620.2900	39.99	15.44	55.43	68.30	-12.87	Peak	

Orthogonal Axis :	X
Test Mode :	UNII-2A/ TX AC80 Mode 5290MHz

Vertical

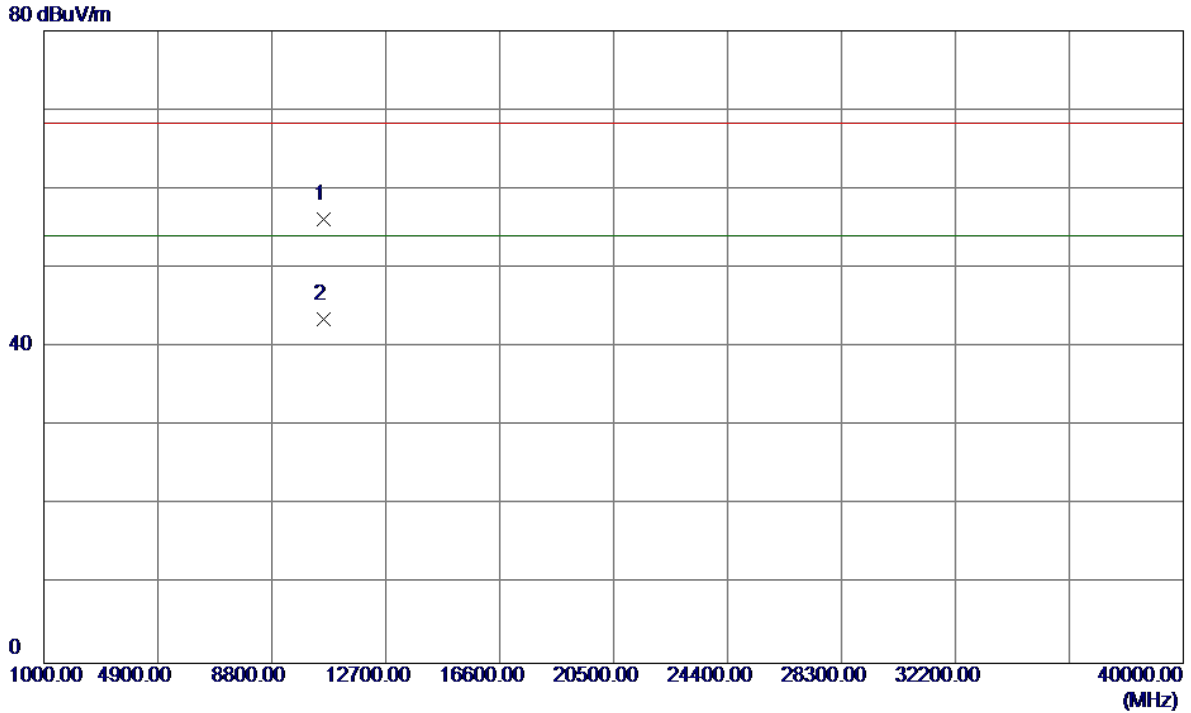
115 dBuV/m



No.	Freq. MHz	Reading Level dBuV/m	Correct Factor dB	Measure ment dBuV/m	Limit dBuV/m	Margin dB	Detector	Comment
1	5276.4000	41.07	41.04	82.11	54.00	28.11	AVG	No Limit
2 *	5292.0000	60.23	41.09	101.32	68.30	33.02	Peak	No Limit
3	5350.0000	16.79	41.28	58.07	68.30	-10.23	Peak	
4	5350.0000	4.11	41.28	45.39	54.00	-8.61	AVG	

Orthogonal Axis :	X
Test Mode :	UNII-2A/ TX AC80 Mode 5290MHz

Vertical

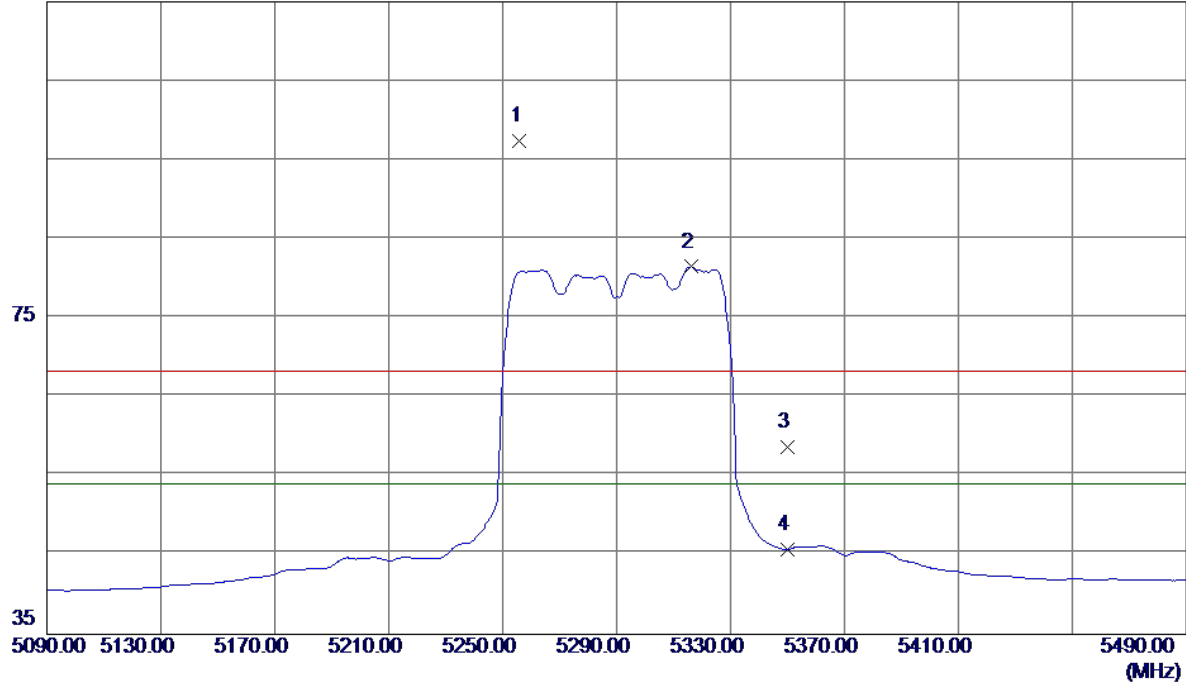


No.	Freq. MHz	Reading Level dBuV/m	Correct Factor dB	Measure ment dBuV/m	Limit dBuV/m	Margin dB	Detector	Comment
1	10580.8949	40.72	15.39	56.11	68.30	-12.19	Peak	
2 *	10579.9700	28.18	15.39	43.57	54.00	-10.43	AVG	

Orthogonal Axis :	X
Test Mode :	UNII-2A/ TX AC80 Mode 5290MHz

Horizontal

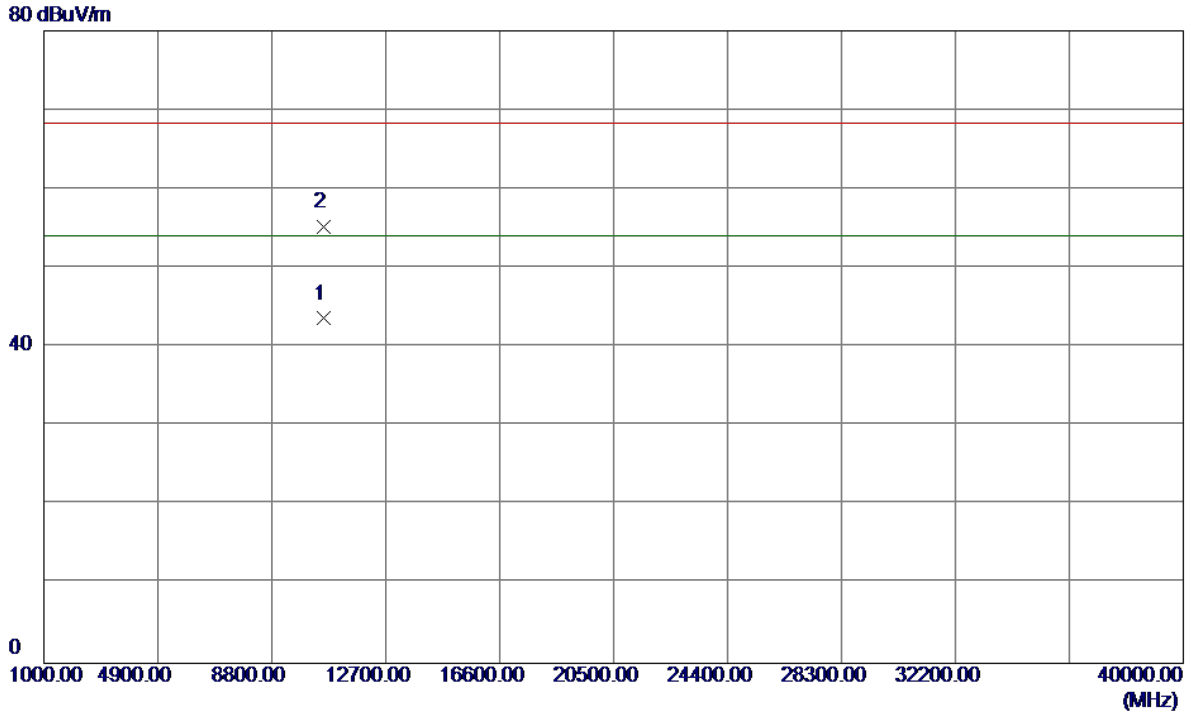
115 dBuV/m



No.	Freq. MHz	Reading Level dBuV/m	Correct Factor dB	Measure ment dBuV/m	Limit dBuV/m	Margin dB	Detector	Comment
1 *	5256.0000	56.36	40.97	97.33	68.30	29.03	Peak	No Limit
2	5316.4000	40.31	41.17	81.48	54.00	27.48	AVG	No Limit
3	5350.0000	17.40	41.28	58.68	68.30	-9.62	Peak	
4	5350.0000	4.44	41.28	45.72	54.00	-8.28	AVG	

Orthogonal Axis :	X
Test Mode :	UNII-2A/ TX AC80 Mode 5290MHz

Horizontal

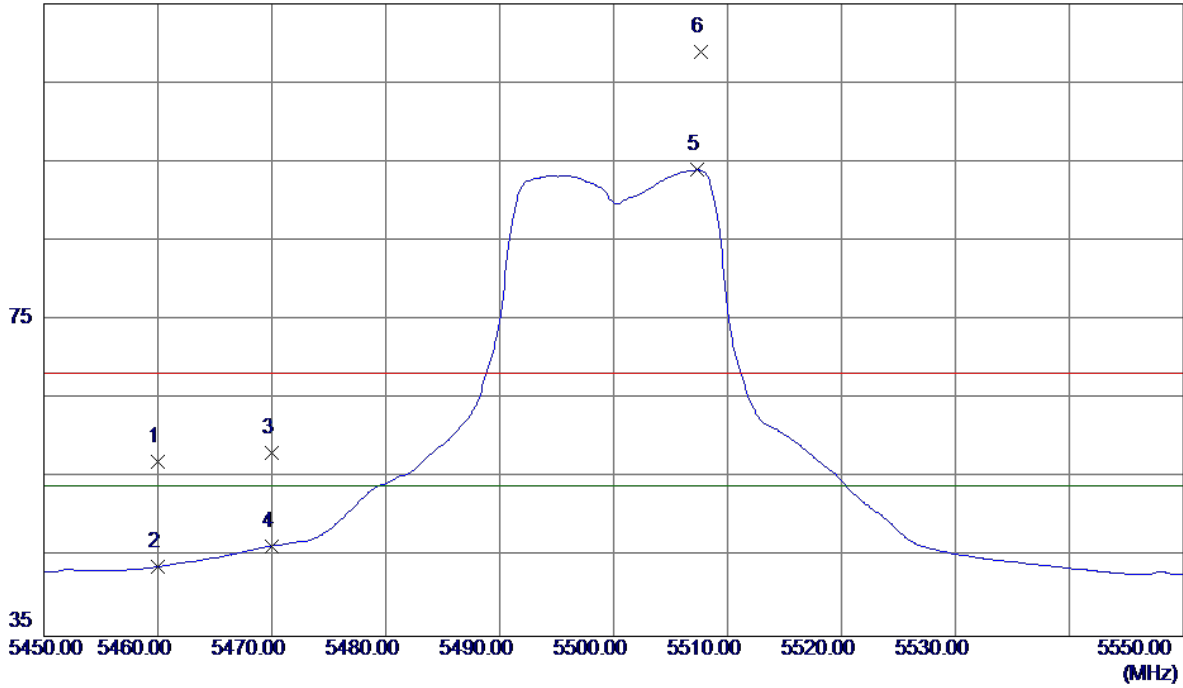


No.	Freq. MHz	Reading Level dBuV/m	Correct Factor dB	Measure ment dBuV/m	Limit dBuV/m	Margin dB	Detector	Comment
1 *	10580.1200	28.21	15.39	43.60	54.00	-10.40	AVG	
2	10580.0210	39.88	15.39	55.27	68.30	-13.03	Peak	

Orthogonal Axis :	X
Test Mode :	UNII-2C/ TX AC20 Mode 5500MHz

Vertical

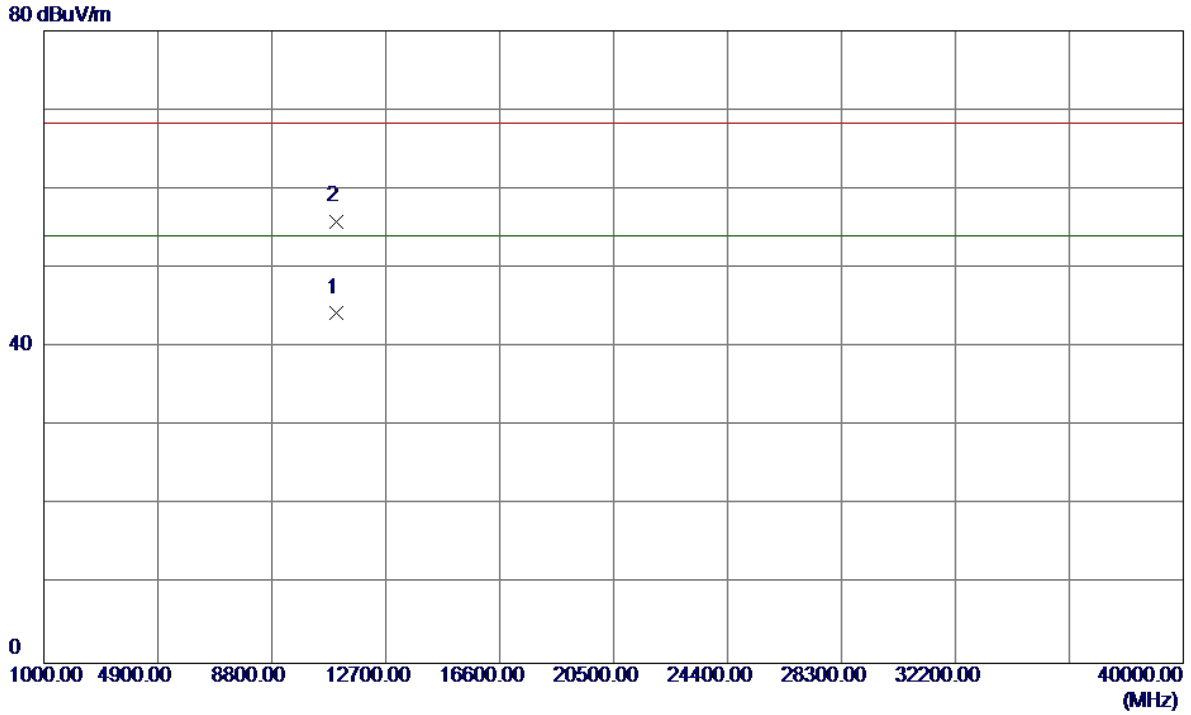
115 dBuV/m



No.	Freq. MHz	Reading Level dBuV/m	Correct Factor dB	Measure ment dBuV/m	Limit dBuV/m	Margin dB	Detector	Comment
1	5460.0000	15.48	41.65	57.13	68.30	-11.17	Peak	
2	5460.0000	2.15	41.65	43.80	54.00	-10.20	AVG	
3	5470.0000	16.49	41.68	58.17	68.30	-10.13	Peak	
4	5470.0000	4.75	41.68	46.43	54.00	-7.57	AVG	
5	5507.3000	52.18	41.81	93.99	54.00	39.99	AVG	No Limit
6 *	5507.7000	67.09	41.81	108.90	68.30	40.60	Peak	No Limit

Orthogonal Axis :	X
Test Mode :	UNII-2C/ TX AC20 Mode 5500MHz

Vertical

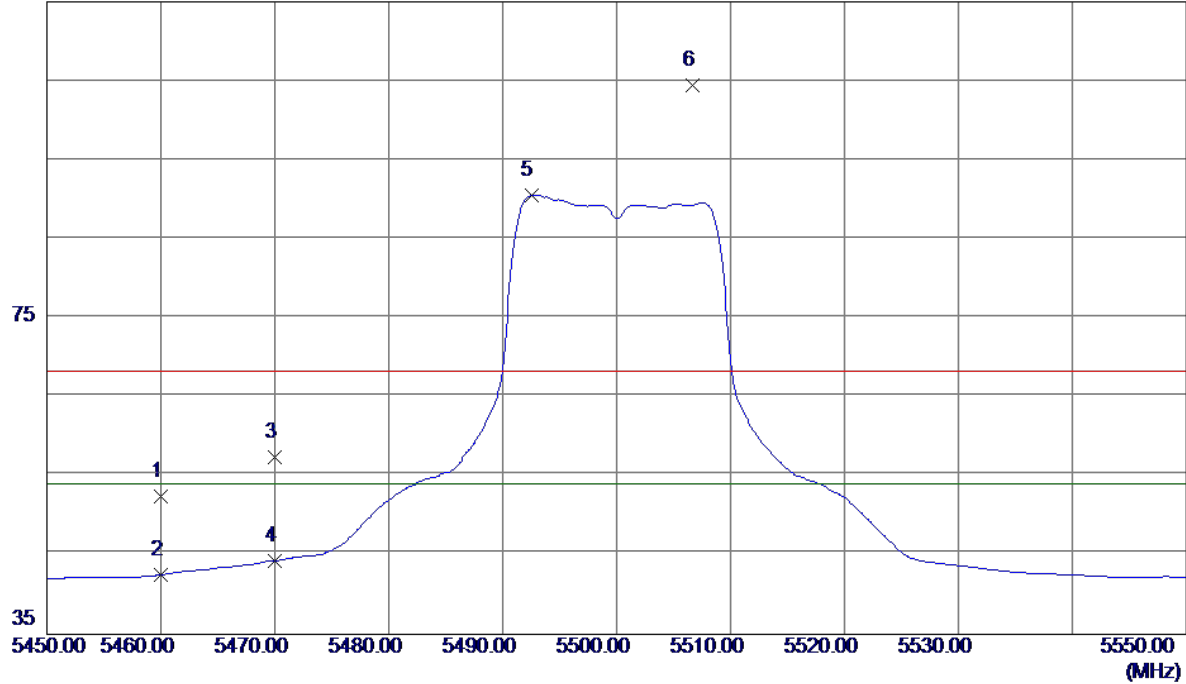


No.	Freq. MHz	Reading Level dBuV/m	Correct Factor dB	Measure ment dBuV/m	Limit dBuV/m	Margin dB	Detector	Comment
1 *	11000.2200	28.32	15.93	44.25	54.00	-9.75	AVG	
2	11000.0000	39.99	15.93	55.92	68.30	-12.38	Peak	

Orthogonal Axis :	X
Test Mode :	UNII-2C/ TX AC20 Mode 5500MHz

Horizontal

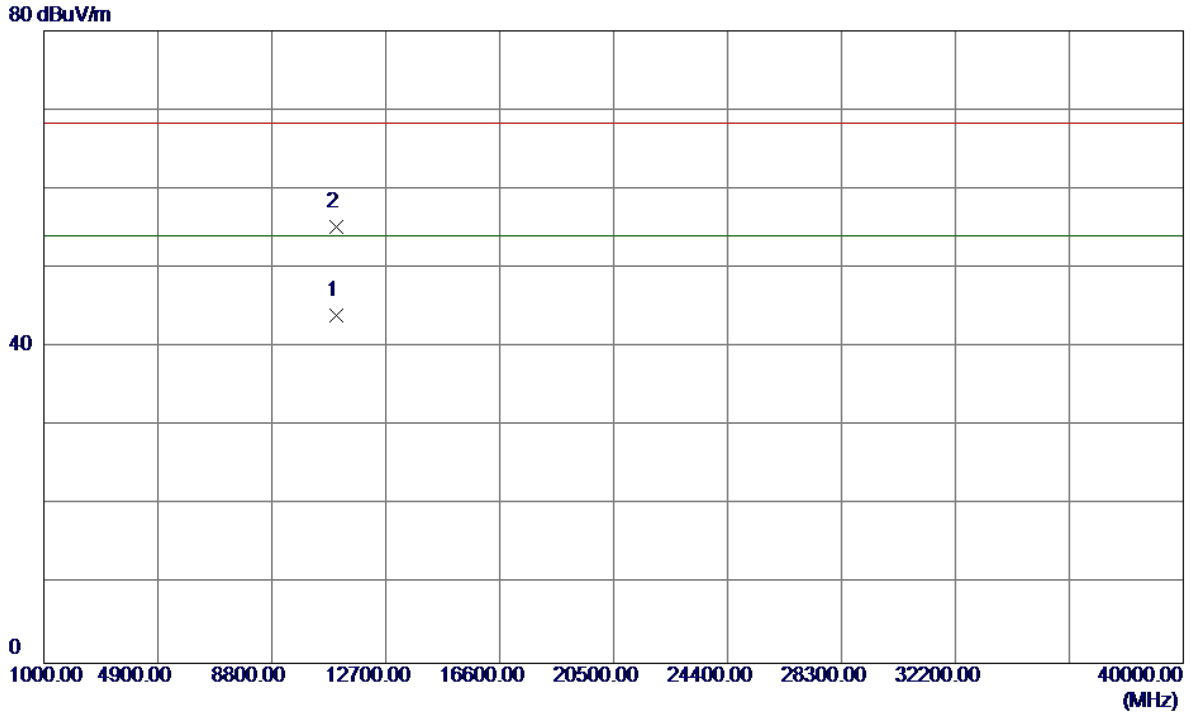
115 dBuV/m



No.	Freq. MHz	Reading Level dBuV/m	Correct Factor dB	Measure ment dBuV/m	Limit dBuV/m	Margin dB	Detector	Comment
1	5460.0000	10.82	41.65	52.47	68.30	-15.83	Peak	
2	5460.0000	0.88	41.65	42.53	54.00	-11.47	AVG	
3	5470.0000	15.77	41.68	57.45	68.30	-10.85	Peak	
4	5470.0000	2.65	41.68	44.33	54.00	-9.67	AVG	
5 *	5492.5000	48.83	41.76	90.59	54.00	36.59	AVG	No Limit
6	5506.7000	62.60	41.80	104.40	68.30	36.10	Peak	No Limit

Orthogonal Axis :	X
Test Mode :	UNII-2C/ TX AC20 Mode 5500MHz

Horizontal

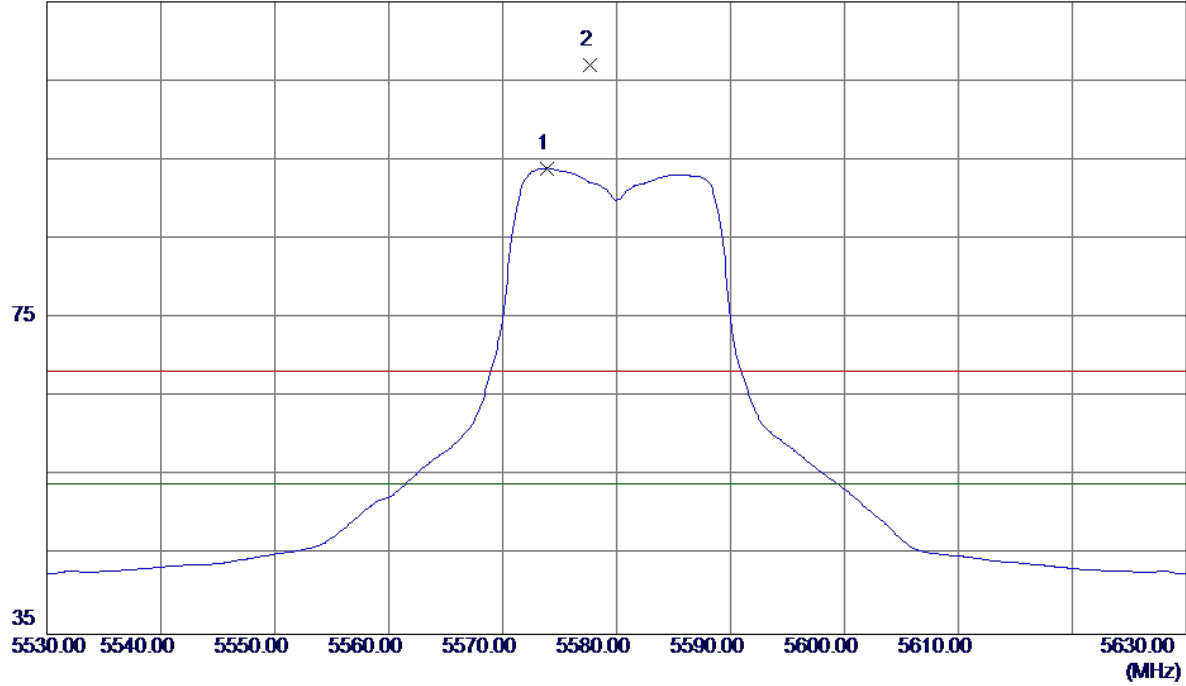


No.	Freq. MHz	Reading Level dBuV/m	Correct Factor dB	Measure ment dBuV/m	Limit dBuV/m	Margin dB	Detector	Comment
1 *	10999.9300	28.08	15.93	44.01	54.00	-9.99	AVG	
2	11000.0000	39.33	15.93	55.26	68.30	-13.04	Peak	

Orthogonal Axis :	X
Test Mode :	UNII-2C/ TX AC20 Mode 5580MHz

Vertical

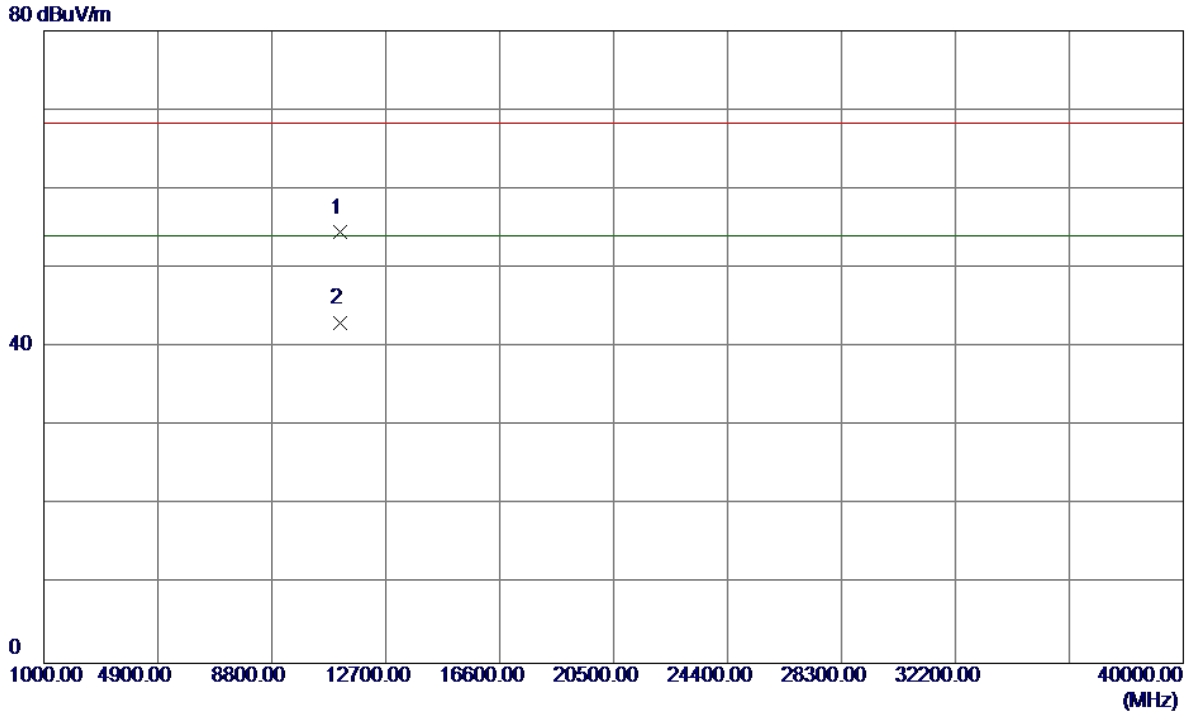
115 dBuV/m



No.	Freq. MHz	Reading Level dBuV/m	Correct Factor dB	Measure ment dBuV/m	Limit dBuV/m	Margin dB	Detector	Comment
1 *	5573.9000	51.92	42.04	93.96	54.00	39.96	AVG	No Limit
2	5577.7000	64.99	42.06	107.05	68.30	38.75	Peak	No Limit

Orthogonal Axis :	X
Test Mode :	UNII-2C/ TX AC20 Mode 5580MHz

Vertical

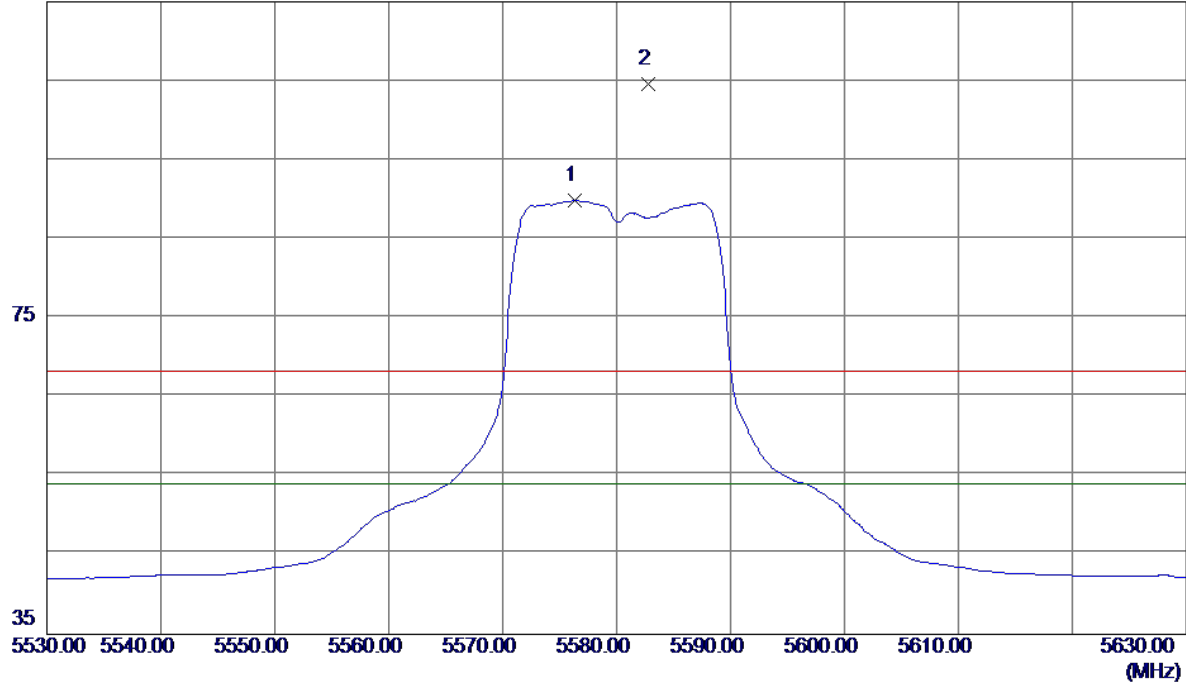


No.	Freq. MHz	Reading Level dBuV/m	Correct Factor dB	Measure ment dBuV/m	Limit dBuV/m	Margin dB	Detector	Comment
1	11160.4000	38.69	15.79	54.48	68.30	-13.82	Peak	
2 *	11160.0599	27.32	15.79	43.11	54.00	-10.89	AVG	

Orthogonal Axis :	X
Test Mode :	UNII-2C/ TX AC20 Mode 5580MHz

Horizontal

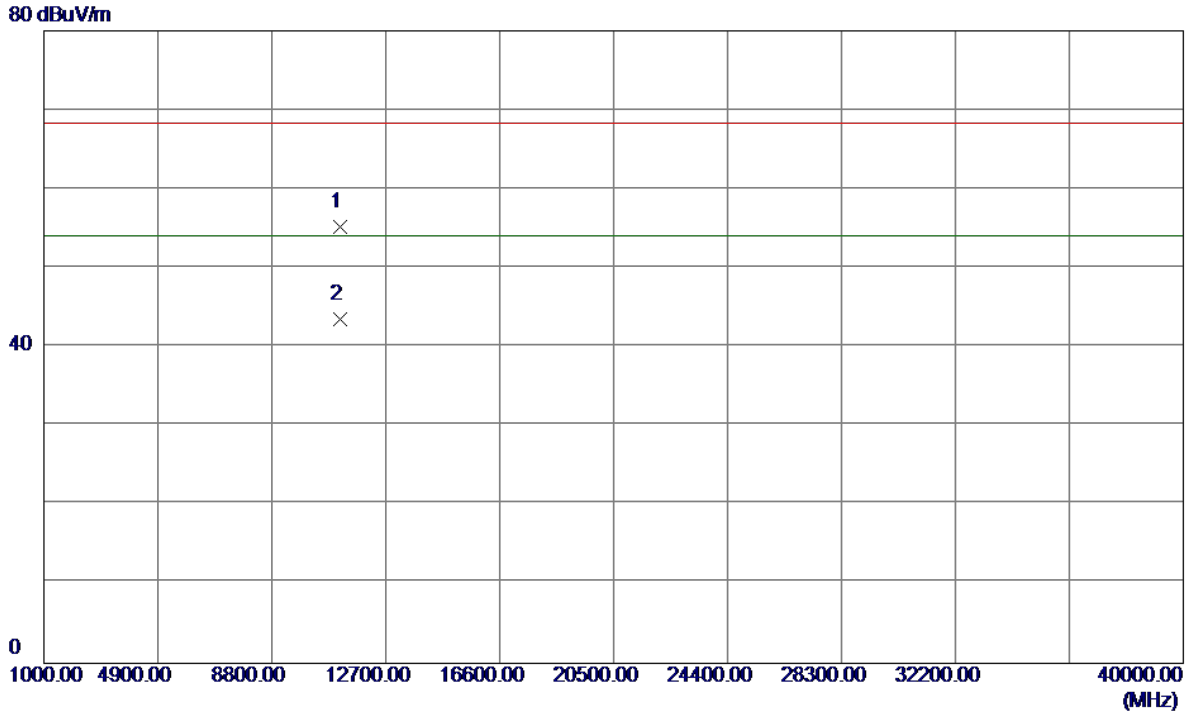
115 dBuV/m



No.	Freq. MHz	Reading Level dBuV/m	Correct Factor dB	Measure ment dBuV/m	Limit dBuV/m	Margin dB	Detector	Comment
1	5576.3000	47.82	42.05	89.87	54.00	35.87	AVG	No Limit
2 *	5582.8000	62.57	42.07	104.64	68.30	36.34	Peak	No Limit

Orthogonal Axis :	X
Test Mode :	UNII-2C/ TX AC20 Mode 5580MHz

Horizontal

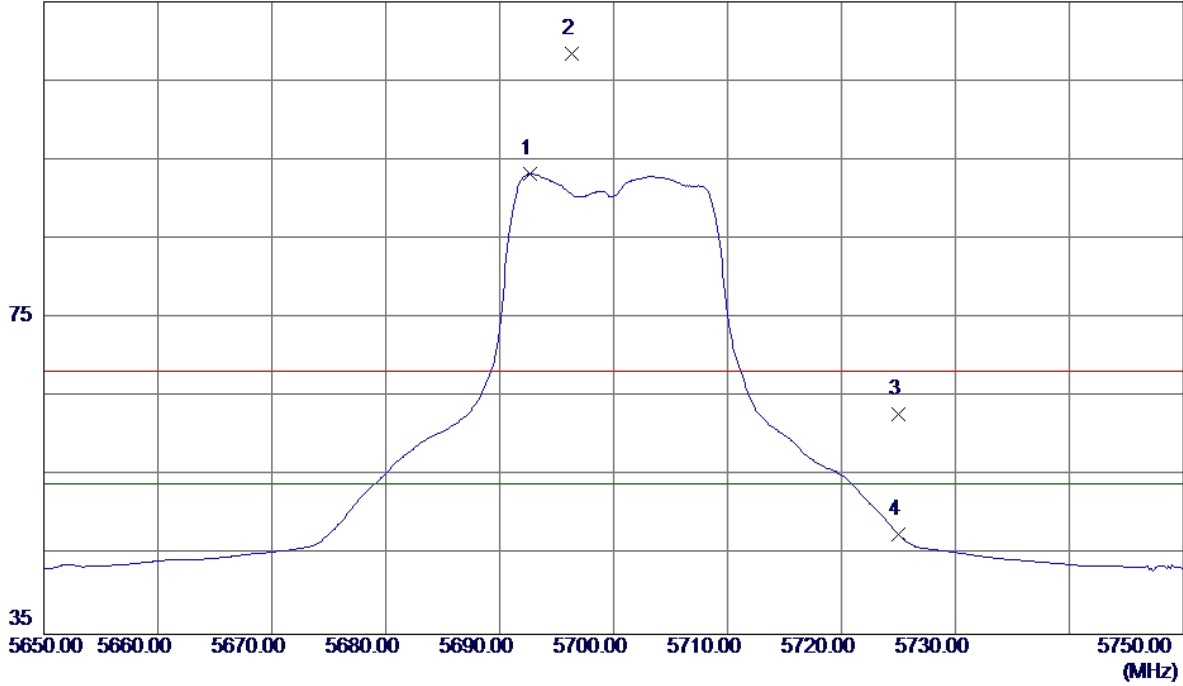


No.	Freq. MHz	Reading Level dBuV/m	Correct Factor dB	Measure ment dBuV/m	Limit dBuV/m	Margin dB	Detector	Comment
1	11159.8000	39.46	15.79	55.25	68.30	-13.05	Peak	
2 *	11160.0599	27.78	15.79	43.57	54.00	-10.43	AVG	

Orthogonal Axis :	X
Test Mode :	UNII-2C/ TX AC20 Mode 5700MHz

Vertical

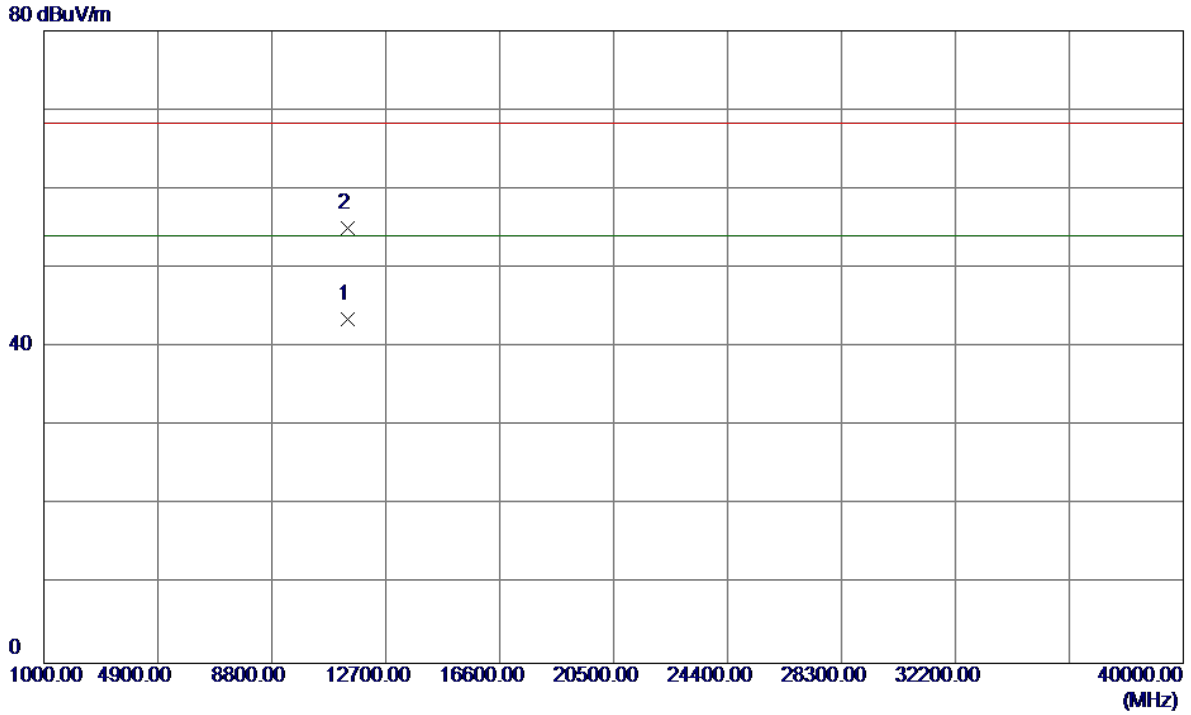
115 dBuV/m



No.	Freq. MHz	Reading Level dBuV/m	Correct Factor dB	Measure ment dBuV/m	Limit dBuV/m	Margin dB	Detector	Comment
1	5692.7000	50.74	42.47	93.21	54.00	39.21	AVG	No Limit
2 *	5696.3000	65.89	42.48	108.37	68.30	40.07	Peak	No Limit
3	5725.0000	20.23	42.58	62.81	68.30	-5.49	Peak	
4	5725.0000	5.05	42.58	47.63	54.00	-6.37	AVG	

Orthogonal Axis :	X
Test Mode :	UNII-2C/ TX AC20 Mode 5700MHz

Vertical

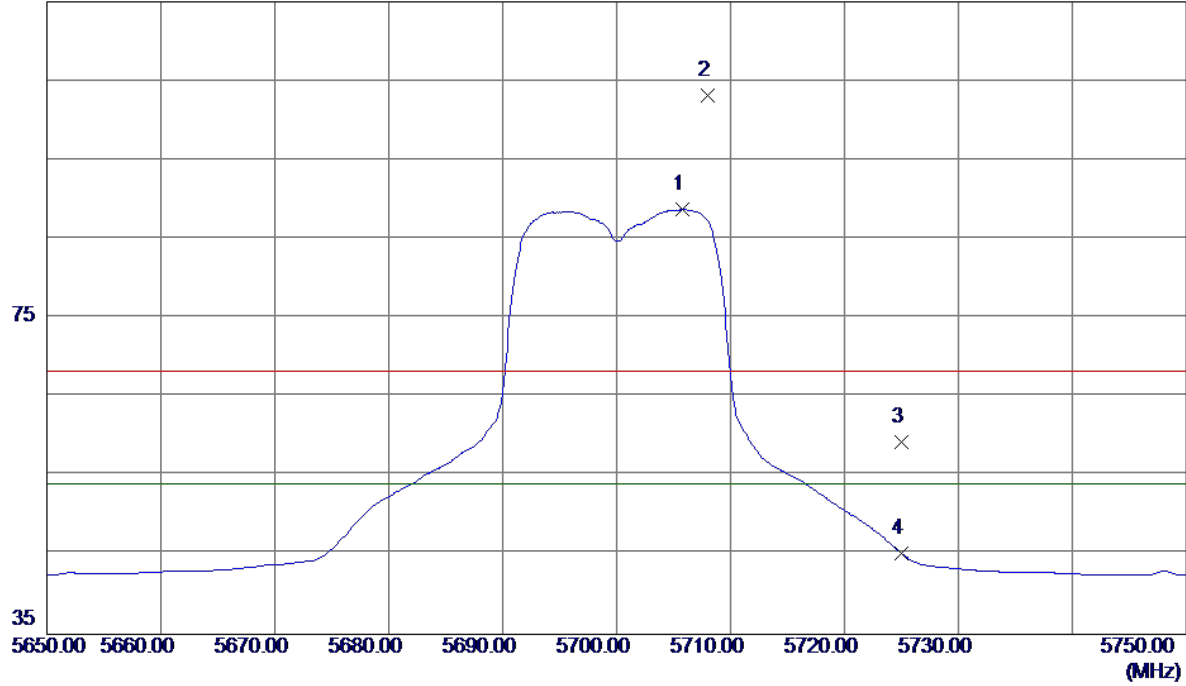


No.	Freq. MHz	Reading Level dBuV/m	Correct Factor dB	Measure ment dBuV/m	Limit dBuV/m	Margin dB	Detector	Comment
1 *	11399.8600	28.02	15.57	43.59	54.00	-10.41	AVG	
2	11400.0000	39.53	15.57	55.10	68.30	-13.20	Peak	

Orthogonal Axis :	X
Test Mode :	UNII-2C/ TX AC20 Mode 5700MHz

Horizontal

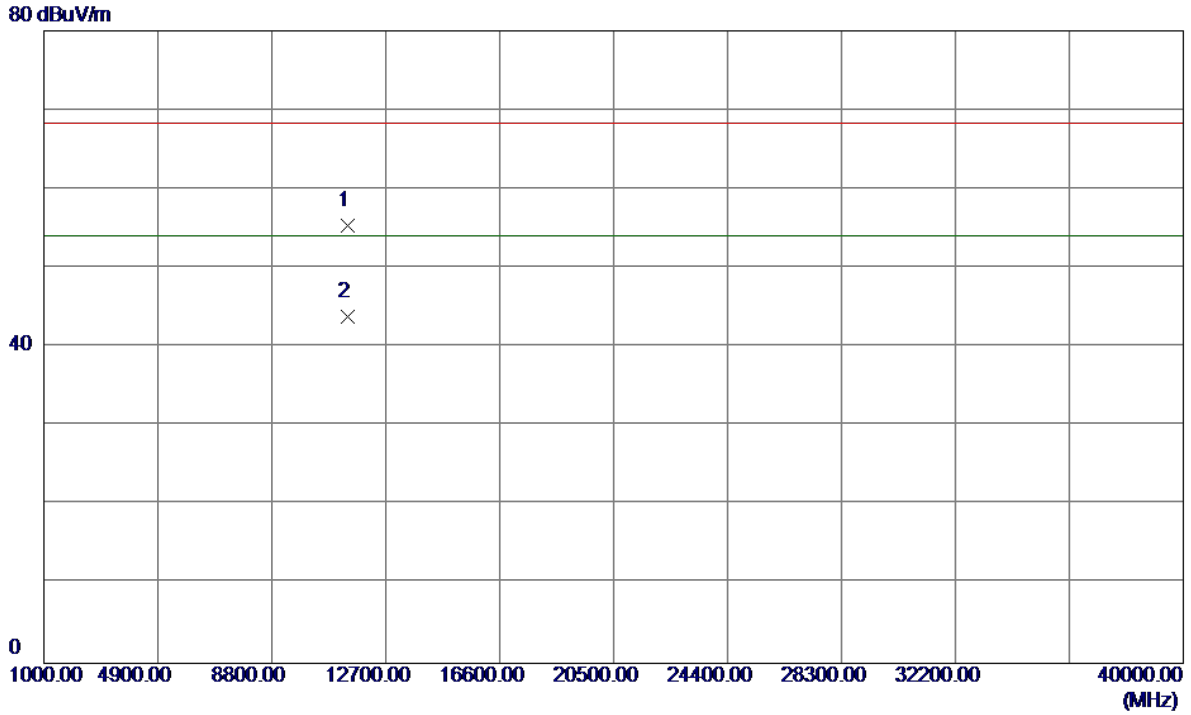
115 dBuV/m



No.	Freq. MHz	Reading Level dBuV/m	Correct Factor dB	Measure ment dBuV/m	Limit dBuV/m	Margin dB	Detector	Comment
1	5705.8000	46.19	42.51	88.70	54.00	34.70	AVG	No Limit
2 *	5708.0000	60.59	42.52	103.11	68.30	34.81	Peak	No Limit
3	5725.0000	16.68	42.58	59.26	68.30	-9.04	Peak	
4	5725.0000	2.66	42.58	45.24	54.00	-8.76	AVG	

Orthogonal Axis :	X
Test Mode :	UNII-2C/ TX AC20 Mode 5700MHz

Horizontal

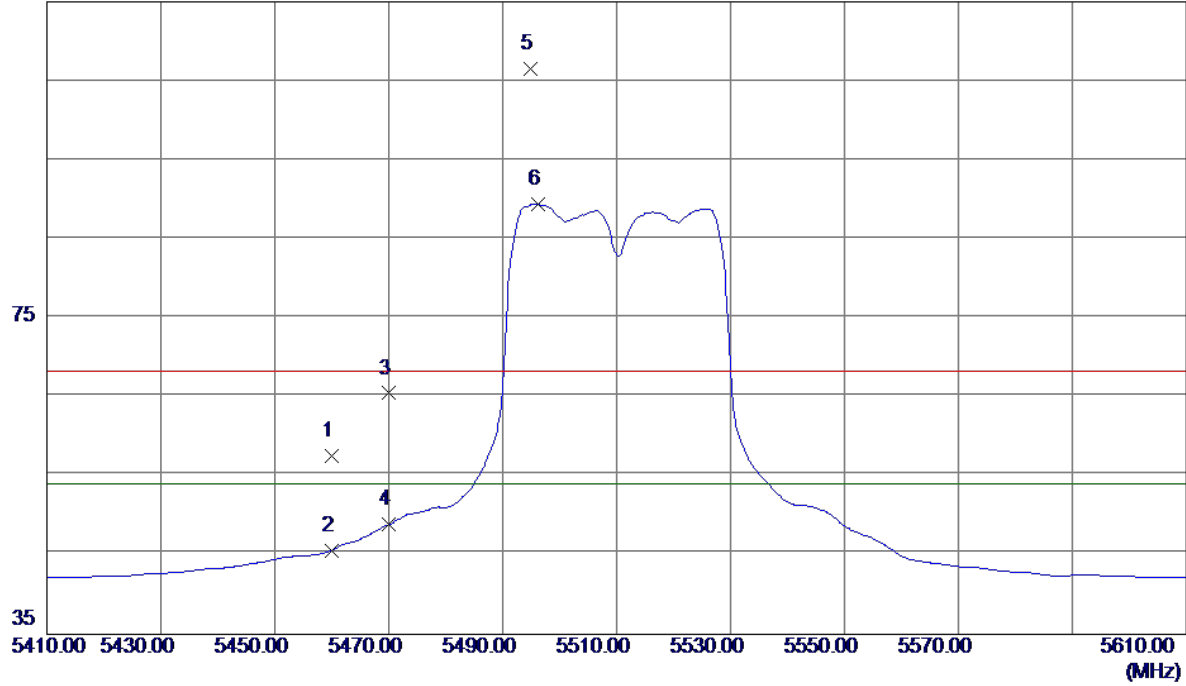


No.	Freq. MHz	Reading Level dBuV/m	Correct Factor dB	Measure ment dBuV/m	Limit dBuV/m	Margin dB	Detector	Comment
1	11400.1700	39.75	15.57	55.32	68.30	-12.98	Peak	
2 *	11400.1100	28.33	15.57	43.90	54.00	-10.10	AVG	

Orthogonal Axis :	X
Test Mode :	UNII-2C/ TX AC40 Mode 5510MHz

Vertical

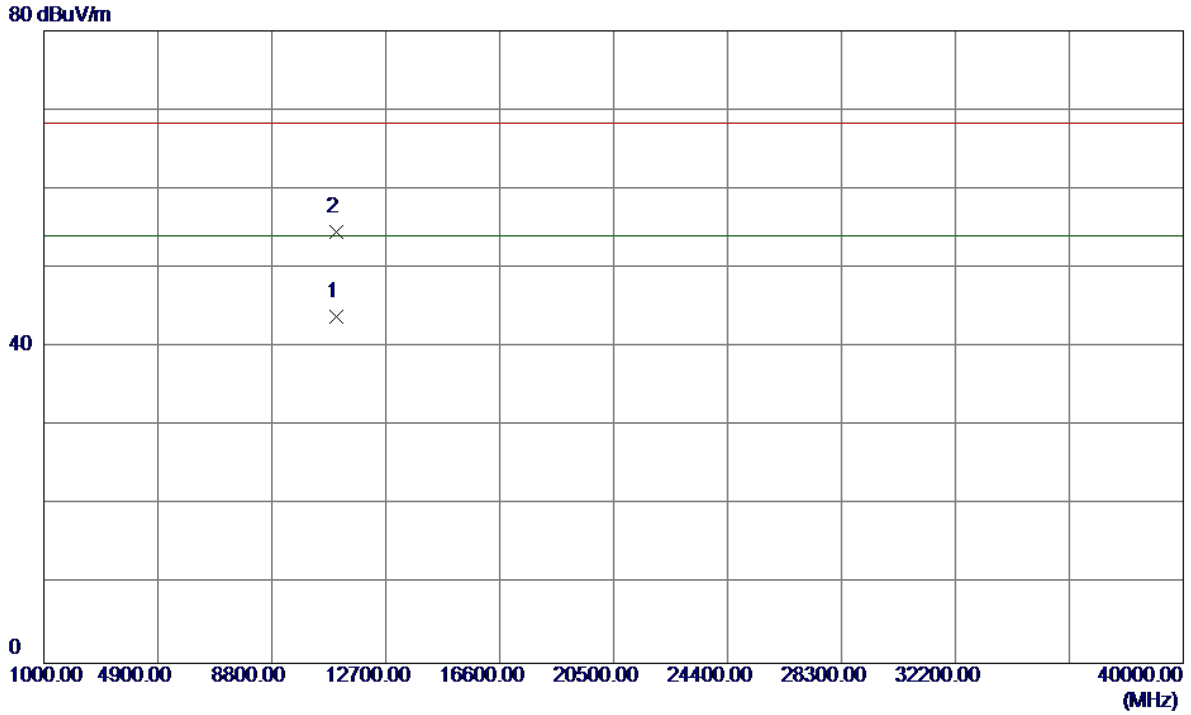
115 dBuV/m



No.	Freq. MHz	Reading Level dBuV/m	Correct Factor dB	Measure ment dBuV/m	Limit dBuV/m	Margin dB	Detector	Comment
1	5460.0000	15.85	41.65	57.50	68.30	-10.80	Peak	
2	5460.0000	3.96	41.65	45.61	54.00	-8.39	AVG	
3	5470.0000	23.80	41.68	65.48	68.30	-2.82	Peak	
4	5470.0000	7.17	41.68	48.85	54.00	-5.15	AVG	
5 *	5494.8000	64.80	41.76	106.56	68.30	38.26	Peak	No Limit
6	5496.2000	47.64	41.77	89.41	54.00	35.41	AVG	No Limit

Orthogonal Axis :	X
Test Mode :	UNII-2C/ TX AC40 Mode 5510MHz

Vertical

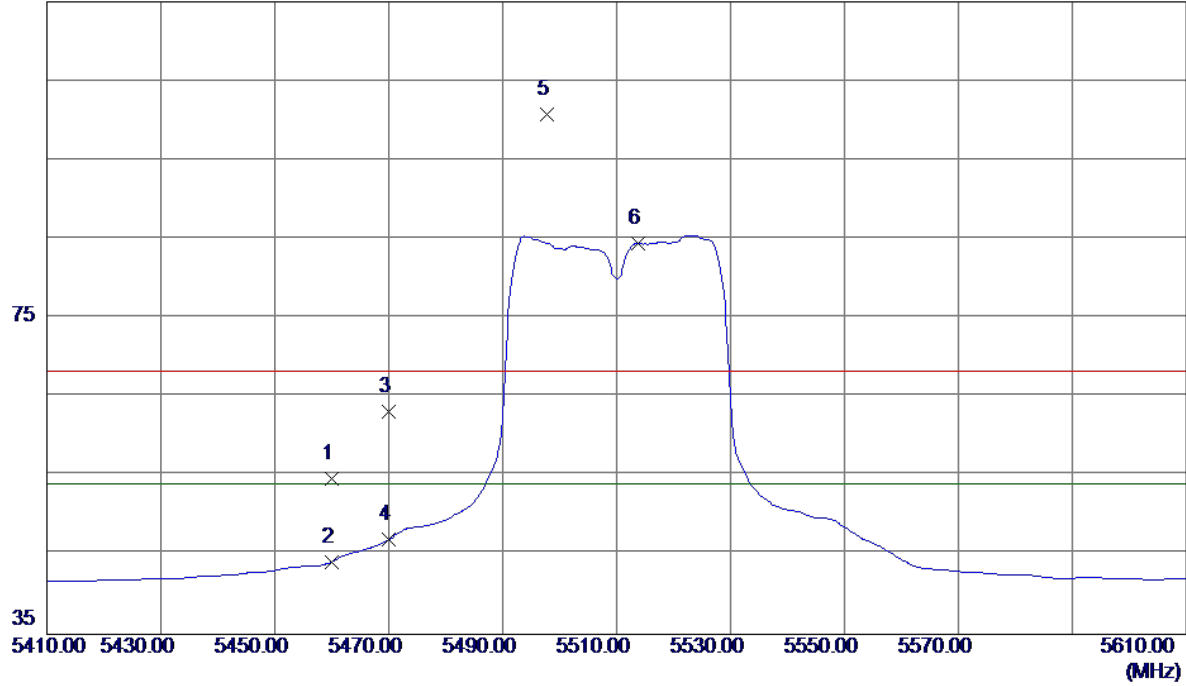


No.	Freq. MHz	Reading Level dBuV/m	Correct Factor dB	Measure ment dBuV/m	Limit dBuV/m	Margin dB	Detector	Comment
1 *	11020.3400	27.92	15.91	43.83	54.00	-10.17	AVG	
2	11020.2400	38.59	15.91	54.50	68.30	-13.80	Peak	

Orthogonal Axis :	X
Test Mode :	UNII-2C/ TX AC40 Mode 5510MHz

Horizontal

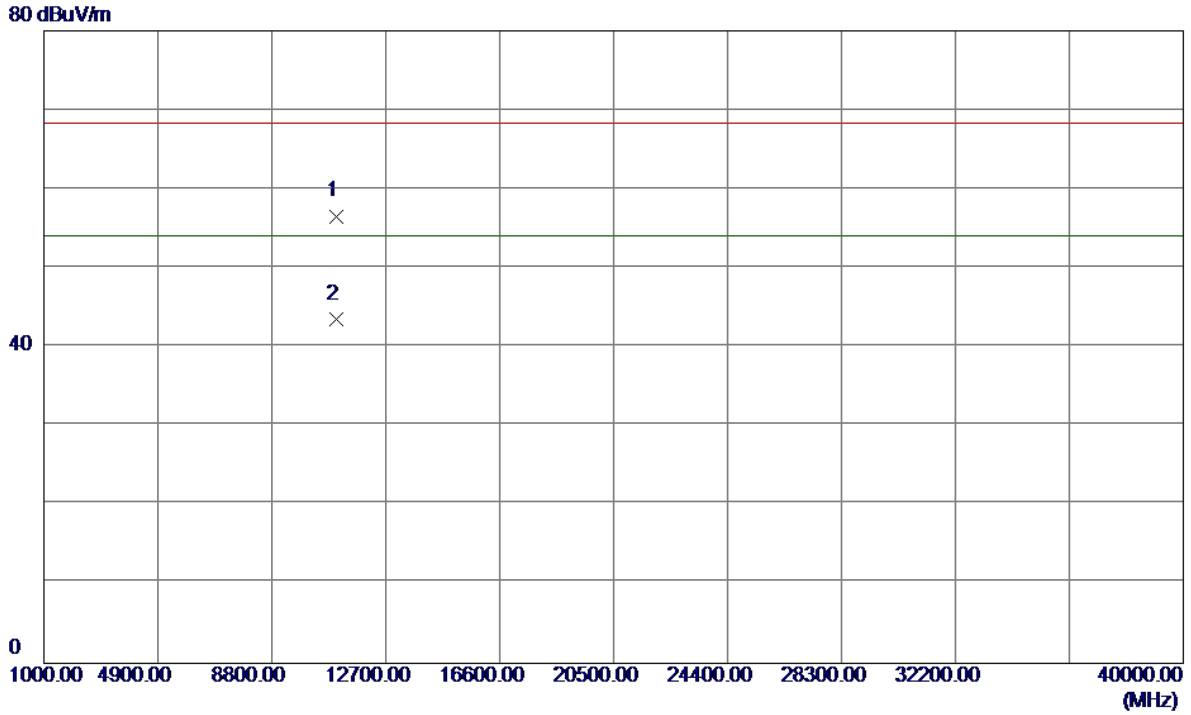
115 dBuV/m



No.	Freq. MHz	Reading Level dBuV/m	Correct Factor dB	Measure ment dBuV/m	Limit dBuV/m	Margin dB	Detector	Comment
1	5460.0000	13.07	41.65	54.72	68.30	-13.58	Peak	
2	5460.0000	2.50	41.65	44.15	54.00	-9.85	AVG	
3	5470.0000	21.45	41.68	63.13	68.30	-5.17	Peak	
4	5470.0000	5.26	41.68	46.94	54.00	-7.06	AVG	
5 *	5497.8000	58.98	41.77	100.75	68.30	32.45	Peak	No Limit
6	5513.8000	42.65	41.83	84.48	54.00	30.48	AVG	No Limit

Orthogonal Axis :	X
Test Mode :	UNII-2C/ TX AC40 Mode 5510MHz

Horizontal

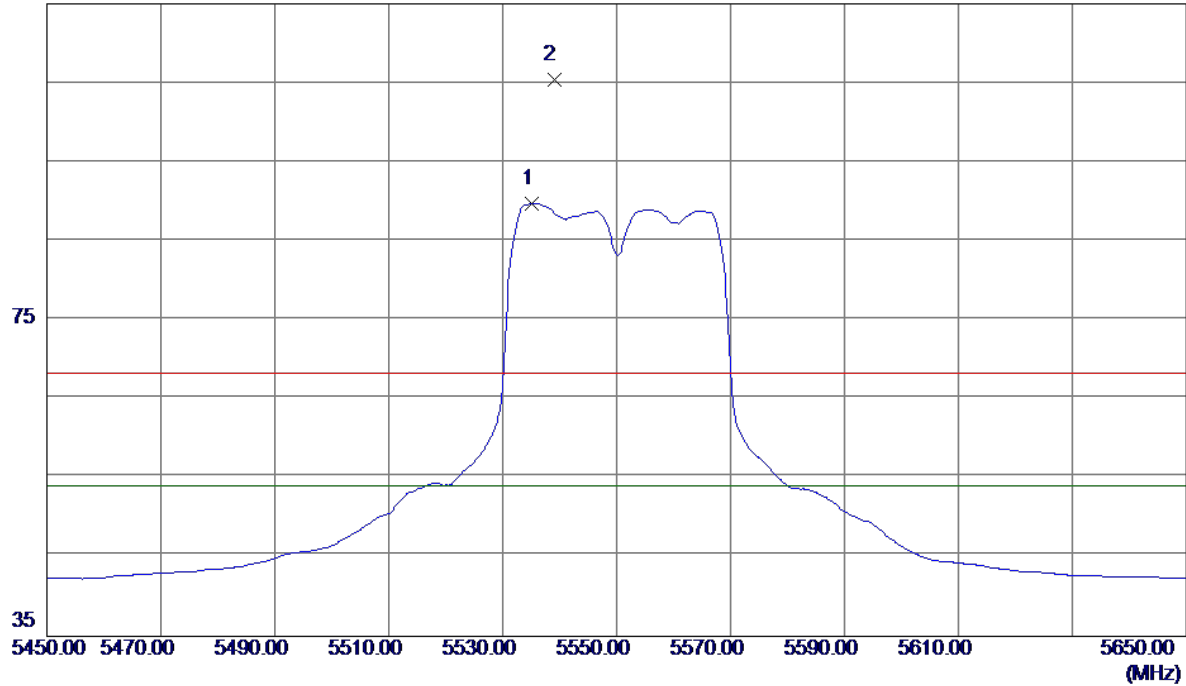


No.	Freq. MHz	Reading Level dBuV/m	Correct Factor dB	Measure ment dBuV/m	Limit dBuV/m	Margin dB	Detector	Comment
1	11020.6100	40.65	15.91	56.56	68.30	-11.74	Peak	
2 *	11021.2200	27.66	15.91	43.57	54.00	-10.43	AVG	

Orthogonal Axis :	X
Test Mode :	UNII-2C/ TX AC40 Mode 5550MHz

Vertical

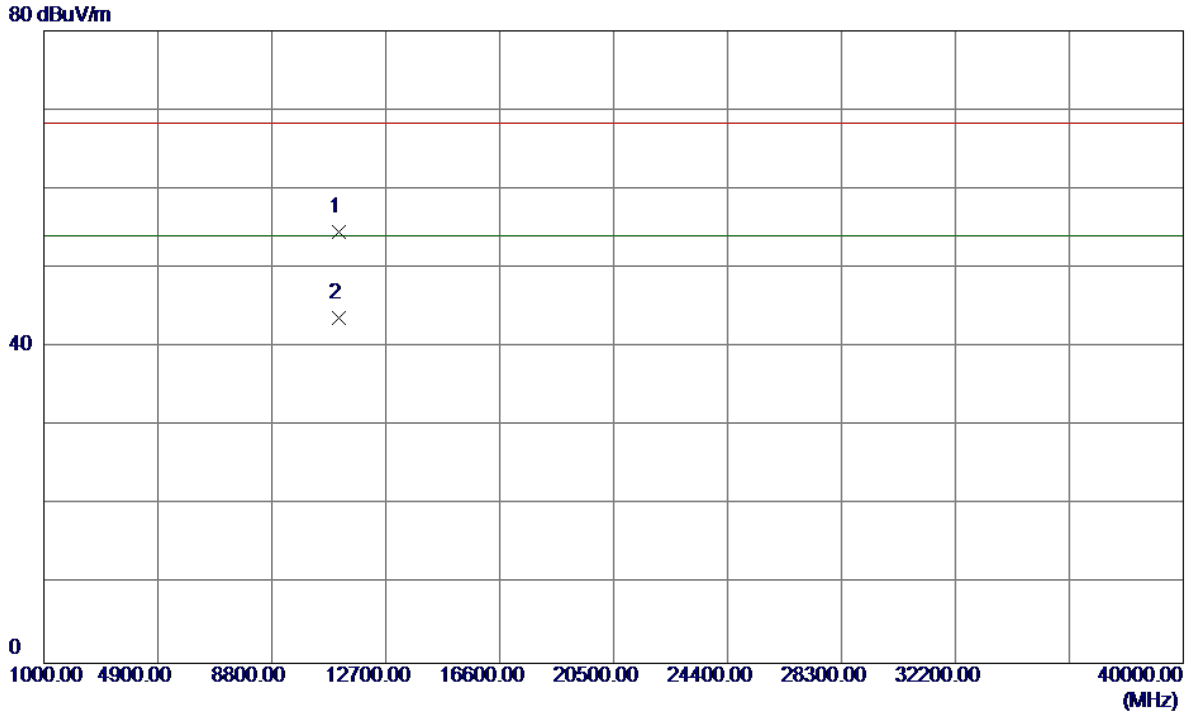
115 dBuV/m



No.	Freq. MHz	Reading Level dBuV/m	Correct Factor dB	Measure ment dBuV/m	Limit dBuV/m	Margin dB	Detector	Comment
1	5535.2000	47.86	41.91	89.77	54.00	35.77	AVG	No Limit
2 *	5539.0000	63.49	41.92	105.41	68.30	37.11	Peak	No Limit

Orthogonal Axis :	X
Test Mode :	UNII-2C/ TX AC40 Mode 5550MHz

Vertical

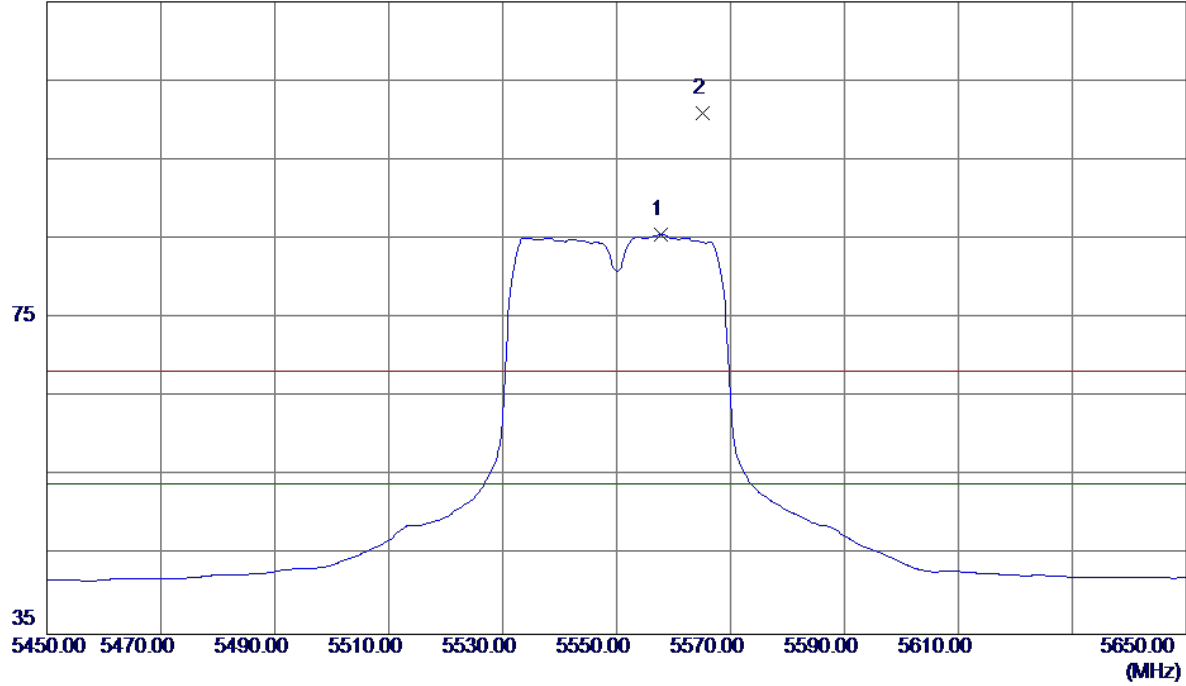


No.	Freq. MHz	Reading Level dBuV/m	Correct Factor dB	Measure ment dBuV/m	Limit dBuV/m	Margin dB	Detector	Comment
1	11100.0000	38.68	15.84	54.52	68.30	-13.78	Peak	
2 *	11100.4500	27.89	15.84	43.73	54.00	-10.27	AVG	

Orthogonal Axis :	X
Test Mode :	UNII-2C/ TX AC40 Mode 5550MHz

Horizontal

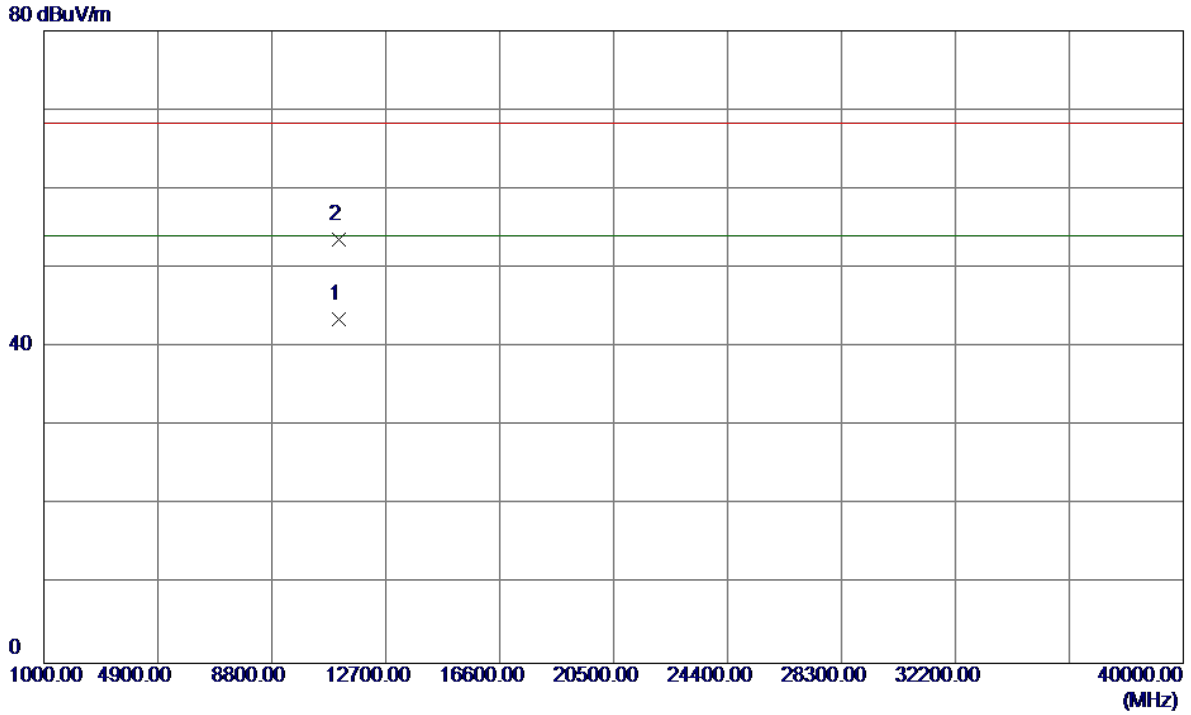
115 dBuV/m



No.	Freq. MHz	Reading Level dBuV/m	Correct Factor dB	Measure ment dBuV/m	Limit dBuV/m	Margin dB	Detector	Comment
1	5557.8000	43.57	41.99	85.56	54.00	31.56	AVG	No Limit
2 *	5565.2000	58.86	42.01	100.87	68.30	32.57	Peak	No Limit

Orthogonal Axis :	X
Test Mode :	UNII-2C/ TX AC40 Mode 5550MHz

Horizontal

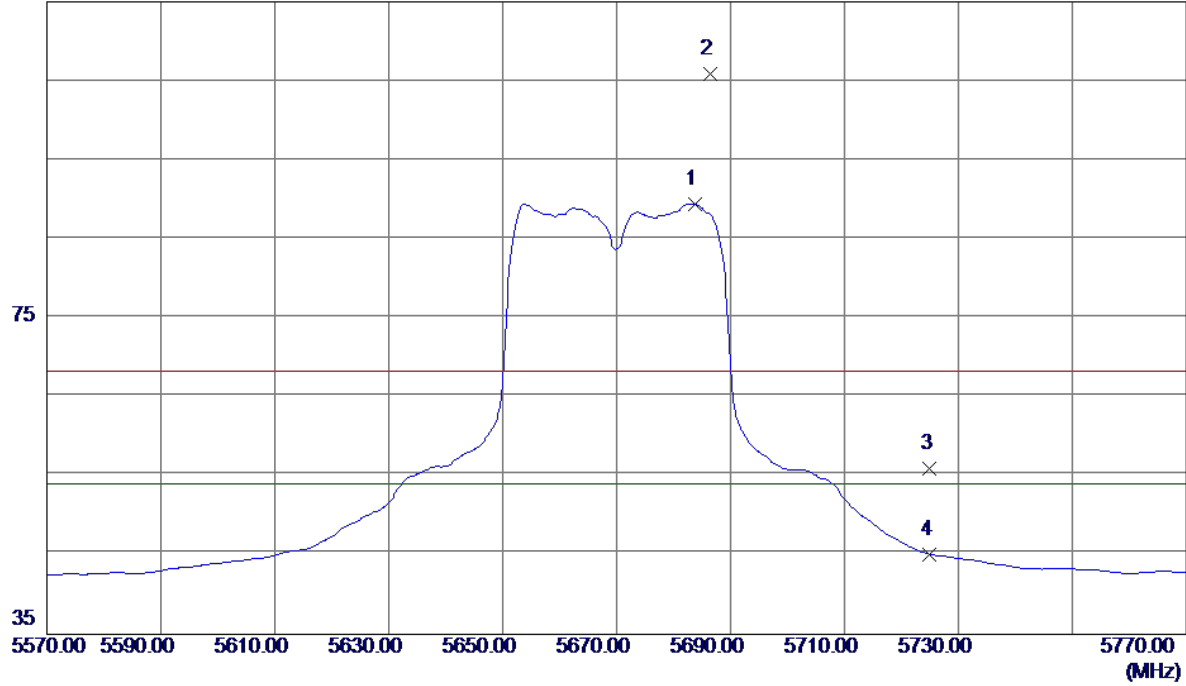


No.	Freq. MHz	Reading Level dBuV/m	Correct Factor dB	Measure ment dBuV/m	Limit dBuV/m	Margin dB	Detector	Comment
1 *	11100.9100	27.66	15.84	43.50	54.00	-10.50	AVG	
2	11100.1400	37.75	15.84	53.59	68.30	-14.71	Peak	

Orthogonal Axis :	X
Test Mode :	UNII-2C/ TX AC40 Mode 5670MHz

Vertical

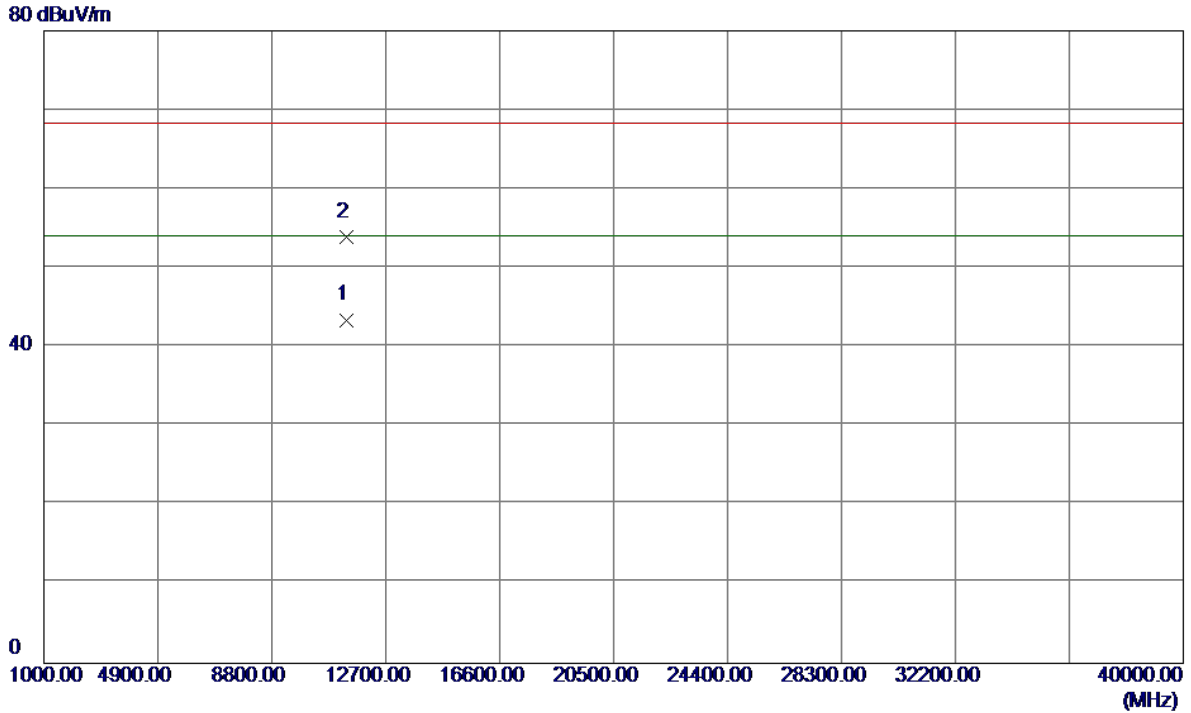
115 dBuV/m



No.	Freq. MHz	Reading Level dBuV/m	Correct Factor dB	Measure ment dBuV/m	Limit dBuV/m	Margin dB	Detector	Comment
1	5683.8000	47.00	42.43	89.43	54.00	35.43	AVG	No Limit
2 *	5686.4000	63.41	42.44	105.85	68.30	37.55	Peak	No Limit
3	5725.0000	13.37	42.58	55.95	68.30	-12.35	Peak	
4	5725.0000	2.53	42.58	45.11	54.00	-8.89	AVG	

Orthogonal Axis :	X
Test Mode :	UNII-2C/ TX AC40 Mode 5670MHz

Vertical

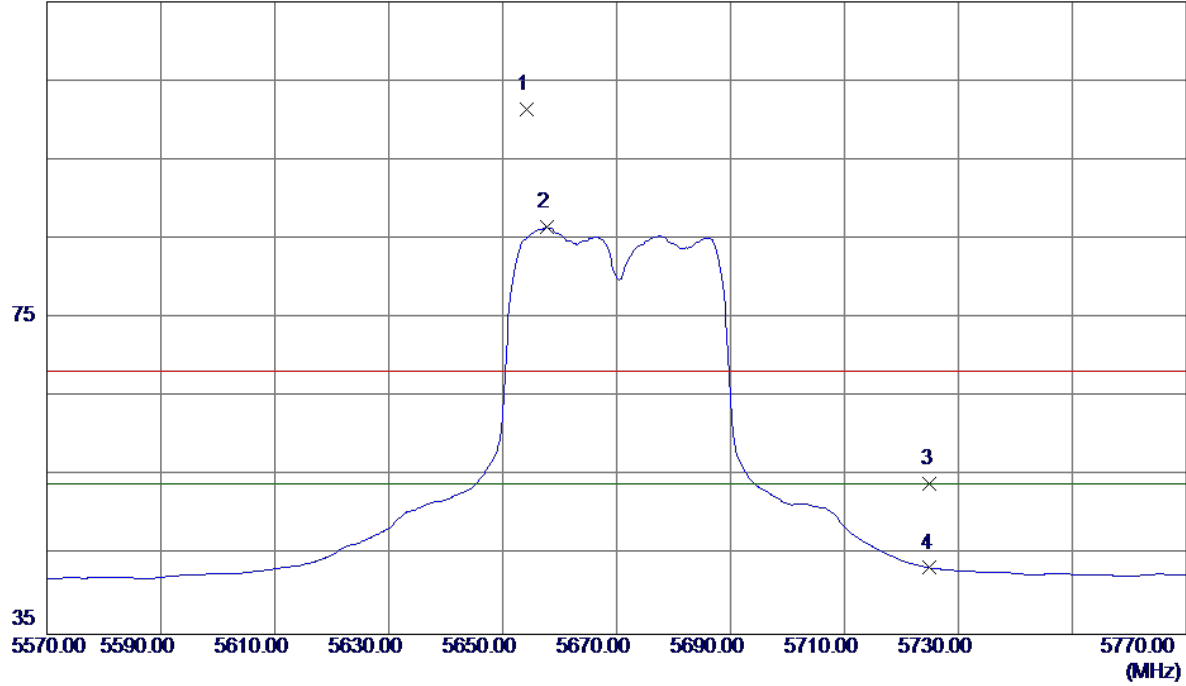


No.	Freq. MHz	Reading Level dBuV/m	Correct Factor dB	Measure ment dBuV/m	Limit dBuV/m	Margin dB	Detector	Comment
1 *	11341.1000	27.82	15.62	43.44	54.00	-10.56	AVG	
2	11341.0800	38.27	15.62	53.89	68.30	-14.41	Peak	

Orthogonal Axis :	X
Test Mode :	UNII-2C/ TX AC40 Mode 5670MHz

Horizontal

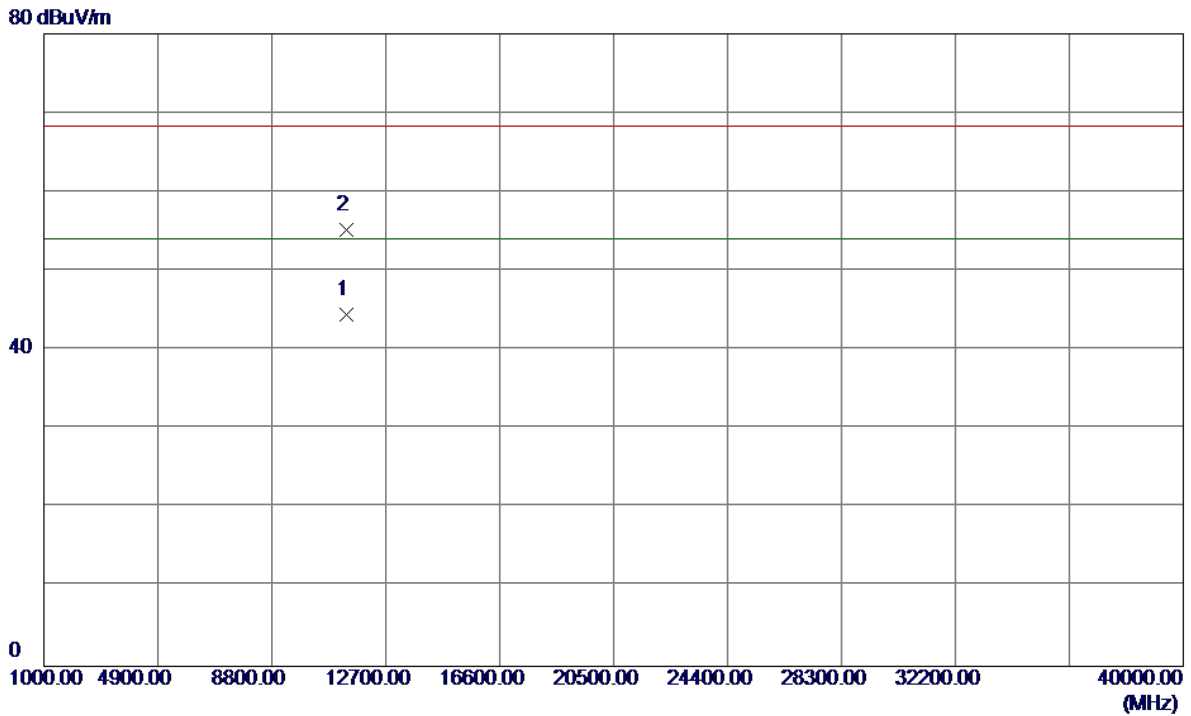
115 dBuV/m



No.	Freq. MHz	Reading Level dBuV/m	Correct Factor dB	Measure ment dBuV/m	Limit dBuV/m	Margin dB	Detector	Comment
1 *	5654.2000	59.11	42.33	101.44	68.30	33.14	Peak	No Limit
2	5657.8000	44.12	42.34	86.46	54.00	32.46	AVG	No Limit
3	5725.0000	11.47	42.58	54.05	68.30	-14.25	Peak	
4	5725.0000	0.82	42.58	43.40	54.00	-10.60	AVG	

Orthogonal Axis :	X
Test Mode :	UNII-2C/ TX AC40 Mode 5670MHz

Horizontal

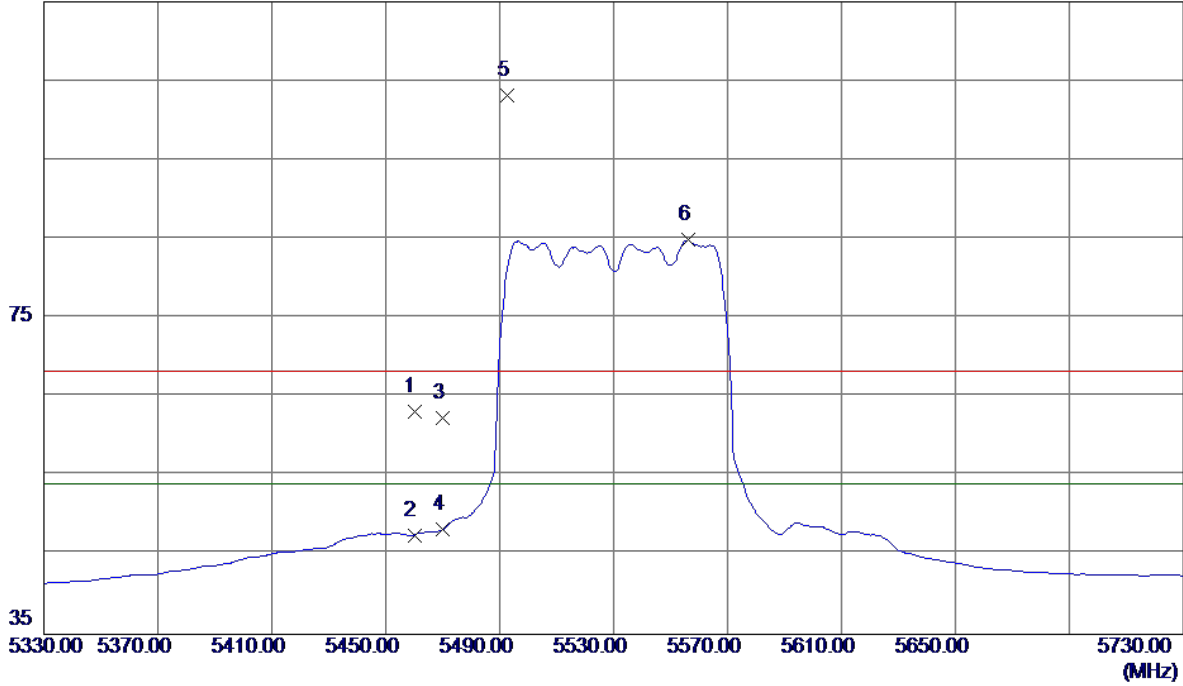


No.	Freq. MHz	Reading Level dBuV/m	Correct Factor dB	Measure ment dBuV/m	Limit dBuV/m	Margin dB	Detector	Comment
1 *	11339.1700	28.84	15.62	44.46	54.00	-9.54	AVG	
2	11340.1200	39.52	15.62	55.14	68.30	-13.16	Peak	

Orthogonal Axis :	X
Test Mode :	UNII-2C/ TX AC80 Mode 5530MHz

Vertical

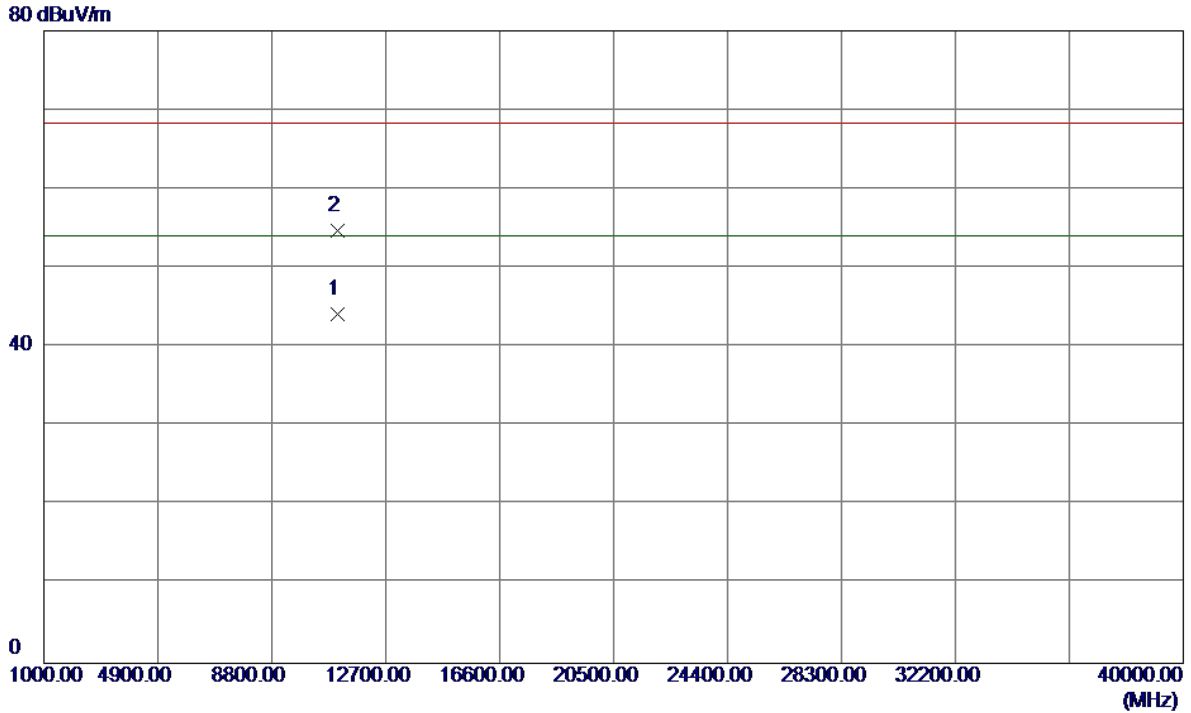
115 dBuV/m



No.	Freq. MHz	Reading Level dBuV/m	Correct Factor dB	Measure ment dBuV/m	Limit dBuV/m	Margin dB	Detector	Comment
1	5460.0000	21.48	41.65	63.13	68.30	-5.17	Peak	
2	5460.0000	5.88	41.65	47.53	54.00	-6.47	AVG	
3	5470.0000	20.65	41.68	62.33	68.30	-5.97	Peak	
4	5470.0000	6.55	41.68	48.23	54.00	-5.77	AVG	
5 *	5492.8000	61.41	41.76	103.17	68.30	34.87	Peak	No Limit
6	5556.4000	42.87	41.98	84.85	54.00	30.85	AVG	No Limit

Orthogonal Axis :	X
Test Mode :	UNII-2C/ TX AC80 Mode 5530MHz

Vertical

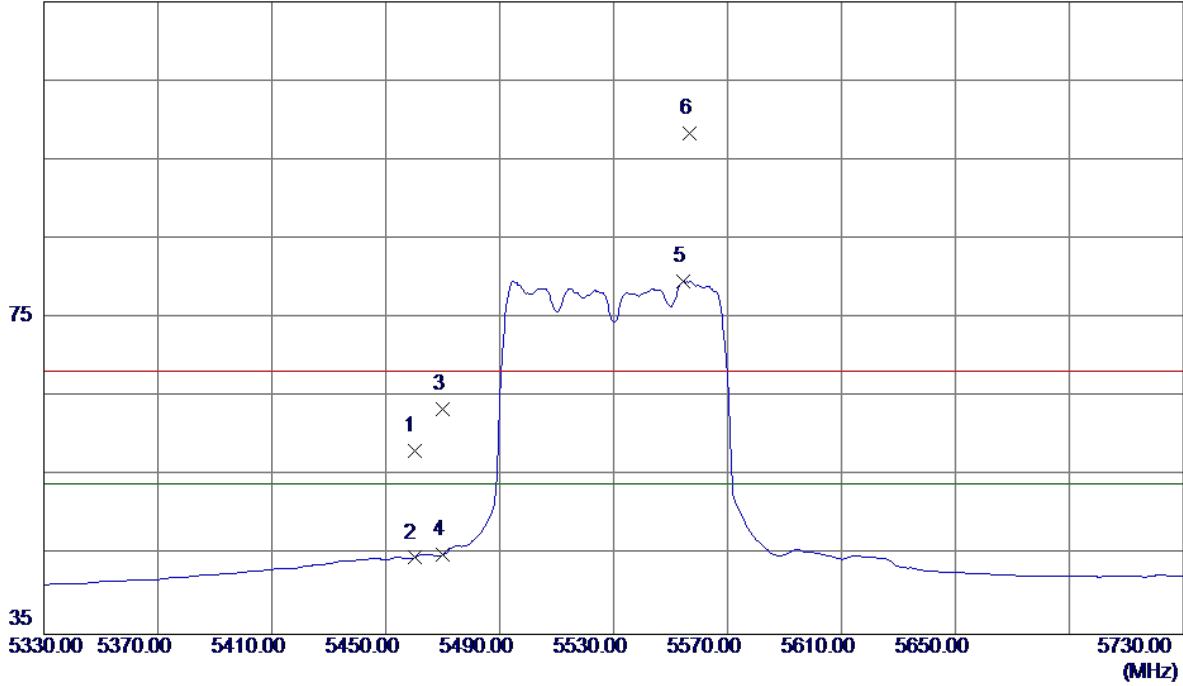


No.	Freq. MHz	Reading Level dBuV/m	Correct Factor dB	Measure ment dBuV/m	Limit dBuV/m	Margin dB	Detector	Comment
1 *	11060.1400	28.31	15.88	44.19	54.00	-9.81	AVG	
2	11060.2300	38.82	15.88	54.70	68.30	-13.60	Peak	

Orthogonal Axis :	X
Test Mode :	UNII-2C/ TX AC80 Mode 5530MHz

Horizontal

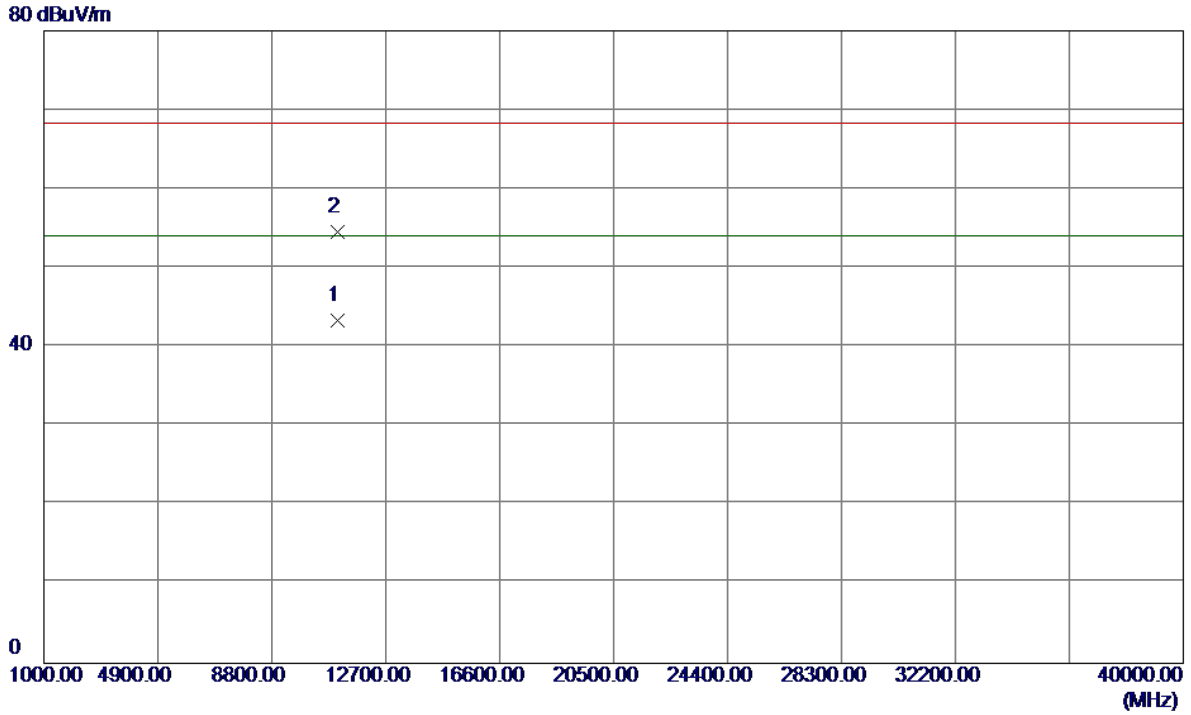
115 dBuV/m



No.	Freq. MHz	Reading Level dBuV/m	Correct Factor dB	Measure ment dBuV/m	Limit dBuV/m	Margin dB	Detector	Comment
1	5460.0000	16.59	41.65	58.24	68.30	-10.06	Peak	
2	5460.0000	3.03	41.65	44.68	54.00	-9.32	AVG	
3	5470.0000	21.77	41.68	63.45	68.30	-4.85	Peak	
4	5470.0000	3.38	41.68	45.06	54.00	-8.94	AVG	
5	5554.4000	37.66	41.97	79.63	54.00	25.63	AVG	No Limit
6 *	5556.8000	56.32	41.98	98.30	68.30	30.00	Peak	No Limit

Orthogonal Axis :	X
Test Mode :	UNII-2C/ TX AC80 Mode 5530MHz

Horizontal

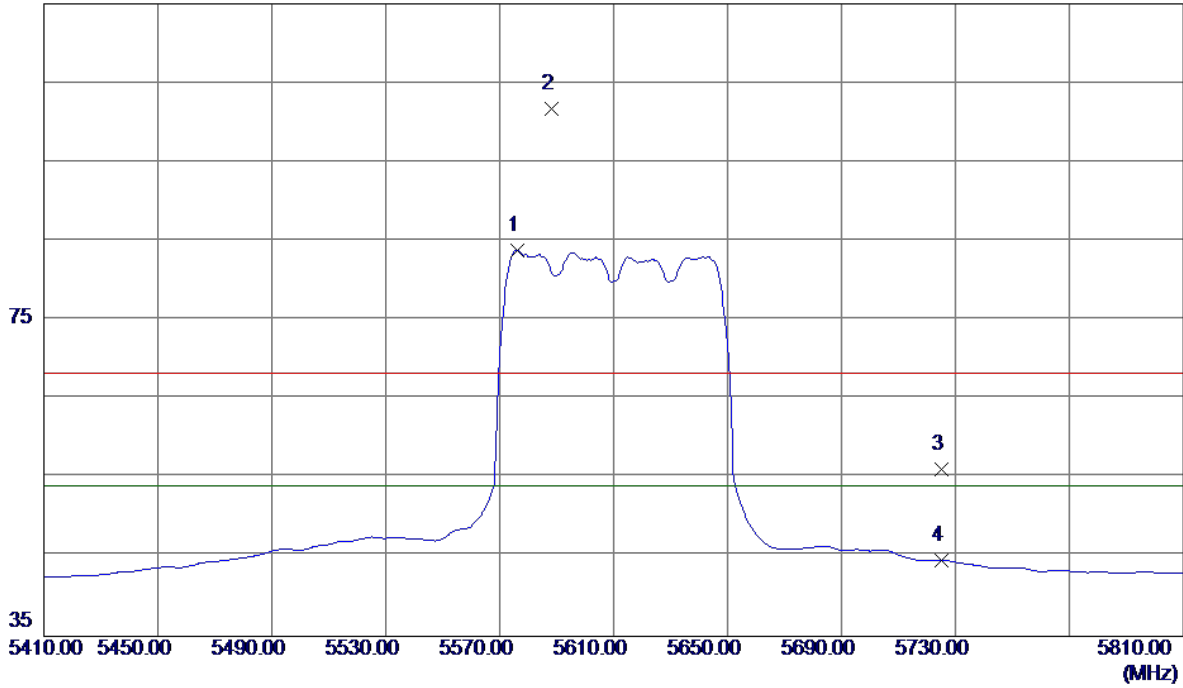


No.	Freq. MHz	Reading Level dBuV/m	Correct Factor dB	Measure ment dBuV/m	Limit dBuV/m	Margin dB	Detector	Comment
1 *	11059.8800	27.55	15.88	43.43	54.00	-10.57	AVG	
2	11060.2500	38.61	15.88	54.49	68.30	-13.81	Peak	

Orthogonal Axis :	X
Test Mode :	UNII-2C/ TX AC80 Mode 5610MHz

Vertical

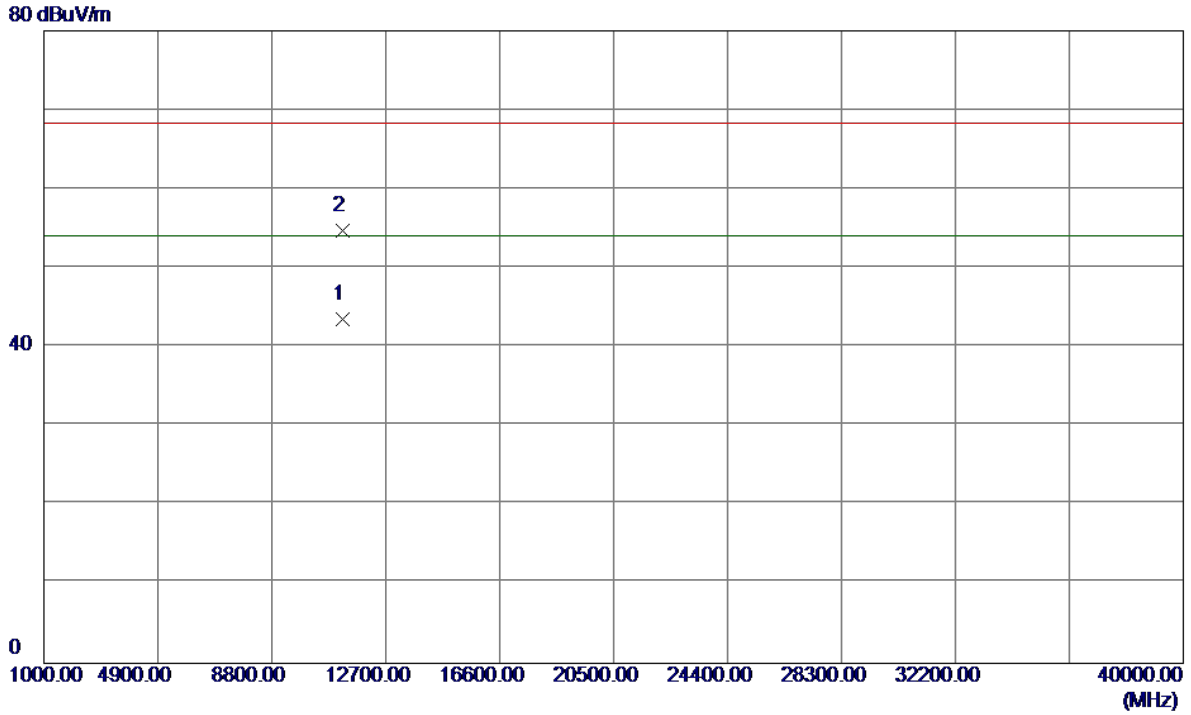
115 dBuV/m



No.	Freq. MHz	Reading Level dBuV/m	Correct Factor dB	Measure ment dBuV/m	Limit dBuV/m	Margin dB	Detector	Comment
1	5576.4000	41.78	42.05	83.83	54.00	29.83	AVG	No Limit
2 *	5588.4000	59.57	42.09	101.66	68.30	33.36	Peak	No Limit
3	5725.0000	13.53	42.58	56.11	68.30	-12.19	Peak	
4	5725.0000	2.03	42.58	44.61	54.00	-9.39	AVG	

Orthogonal Axis :	X
Test Mode :	UNII-2C/ TX AC80 Mode 5610MHz

Vertical

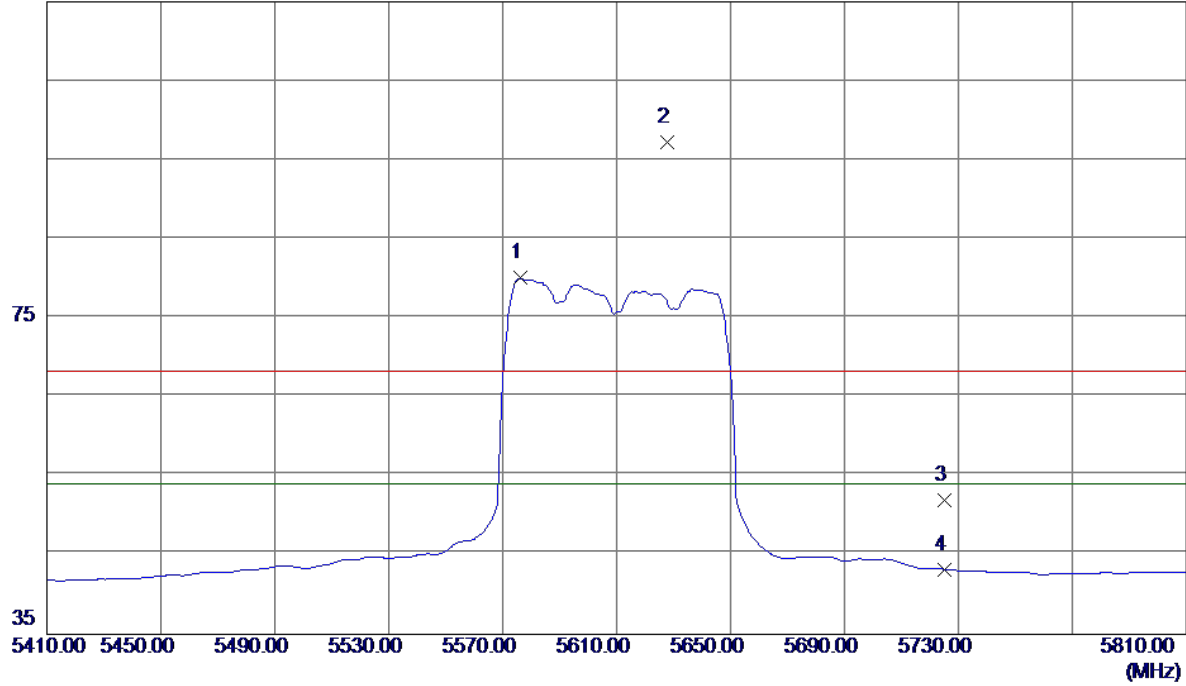


No.	Freq. MHz	Reading Level dBuV/m	Correct Factor dB	Measure ment dBuV/m	Limit dBuV/m	Margin dB	Detector	Comment
1 *	11220.8700	27.77	15.73	43.50	54.00	-10.50	AVG	
2	11220.5599	39.00	15.73	54.73	68.30	-13.57	Peak	

Orthogonal Axis :	X
Test Mode :	UNII-2C/ TX AC80 Mode 5610MHz

Horizontal

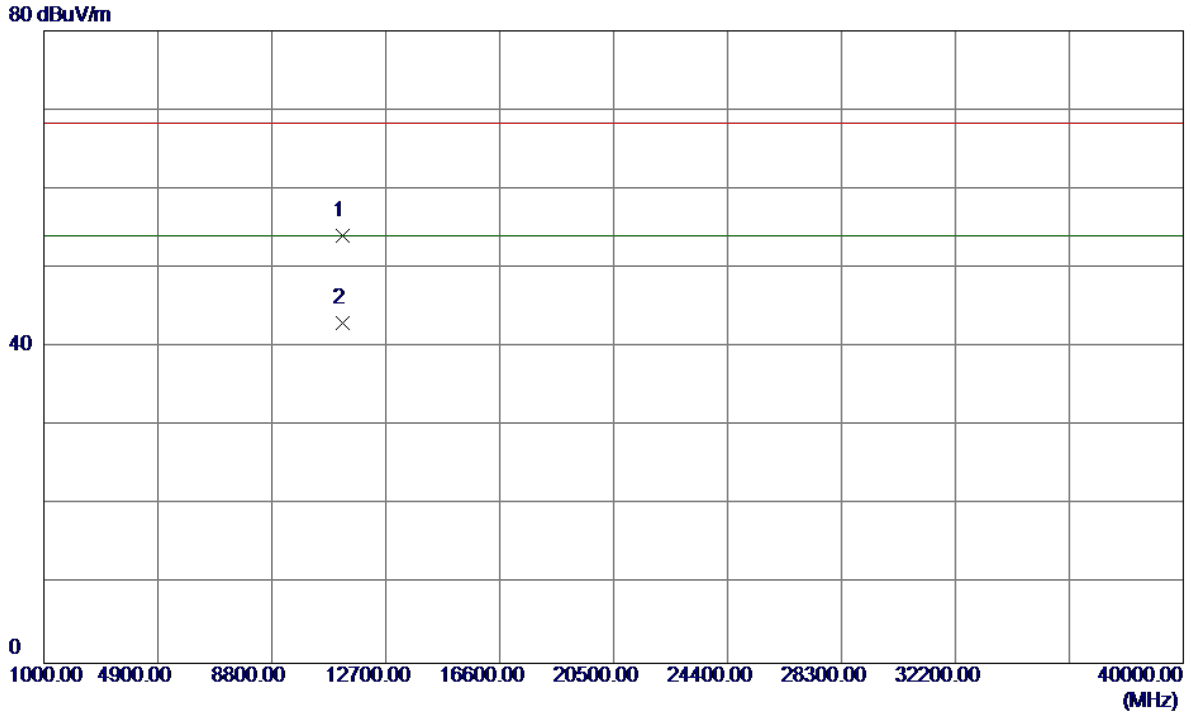
115 dBuV/m



No.	Freq. MHz	Reading Level dBuV/m	Correct Factor dB	Measure ment dBuV/m	Limit dBuV/m	Margin dB	Detector	Comment
1	5576.4000	37.99	42.05	80.04	54.00	26.04	AVG	No Limit
2 *	5627.6000	55.08	42.23	97.31	68.30	29.01	Peak	No Limit
3	5725.0000	9.39	42.58	51.97	68.30	-16.33	Peak	
4	5725.0000	0.64	42.58	43.22	54.00	-10.78	AVG	

Orthogonal Axis :	X
Test Mode :	UNII-2C/ TX AC80 Mode 5610MHz

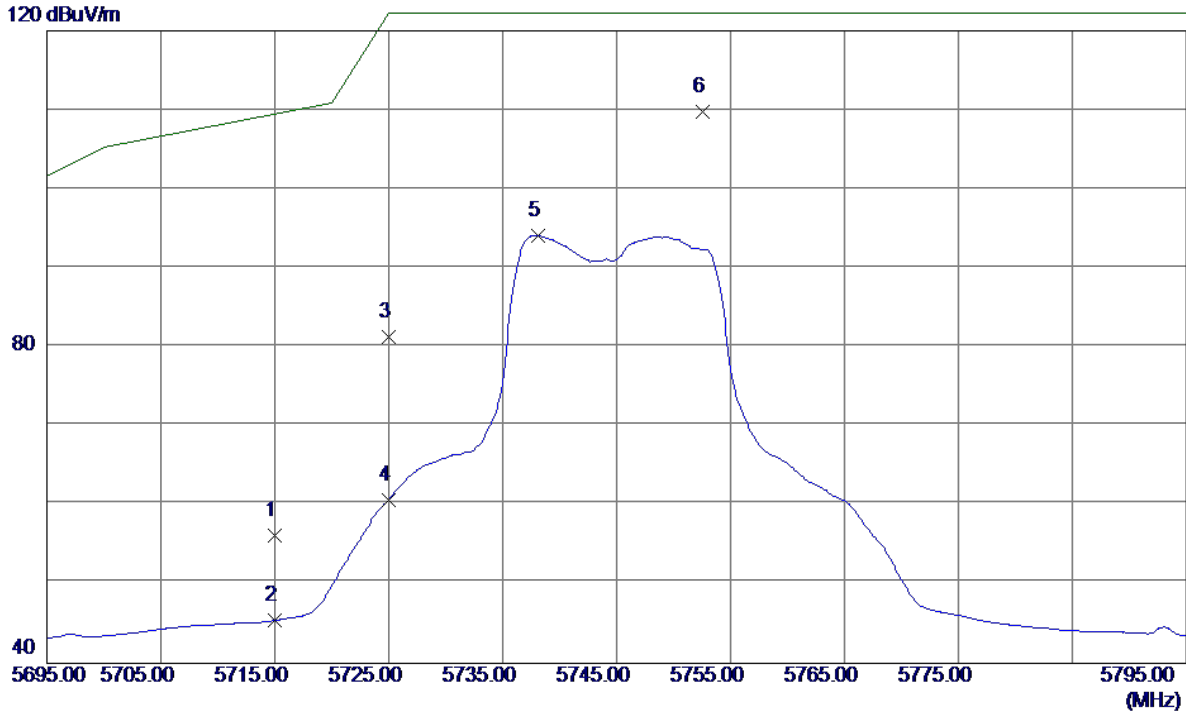
Horizontal



No.	Freq. MHz	Reading Level dBuV/m	Correct Factor dB	Measure ment dBuV/m	Limit dBuV/m	Margin dB	Detector	Comment
1	11220.3200	38.29	15.73	54.02	68.30	-14.28	Peak	
2 *	11220.1400	27.26	15.73	42.99	54.00	-11.01	AVG	

Orthogonal Axis:	X
Test Mode:	UNII-3/TX AC20 Mode 5745MHz

Vertical

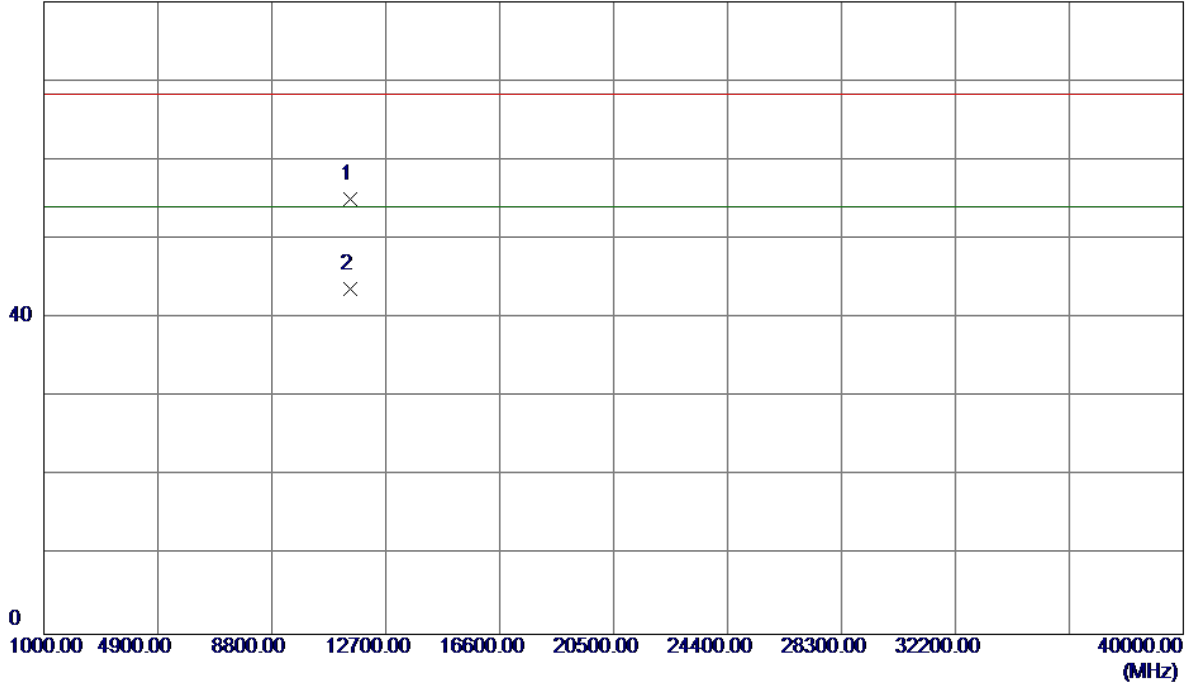


No.	Freq. MHz	Reading Level dBuV/m	Correct Factor dB	Measure ment dBuV/m	Limit dBuV/m	Margin dB	Detector	Comment
1	5715.0000	13.67	42.55	56.22	109.50	-53.28	Peak	
2	5715.0000	2.88	42.55	45.43	109.50	-64.07	AVG	
3	5725.0000	38.65	42.58	81.23	122.30	-41.07	Peak	
4	5725.0000	18.12	42.58	60.70	122.30	-61.60	AVG	
5	5738.1000	51.44	42.63	94.07	122.30	-28.23	AVG	
6 *	5752.6000	67.07	42.68	109.75	122.30	-12.55	Peak	

Orthogonal Axis:	X
Test Mode:	UNII-3/TX AC20 Mode 5745MHz

Vertical

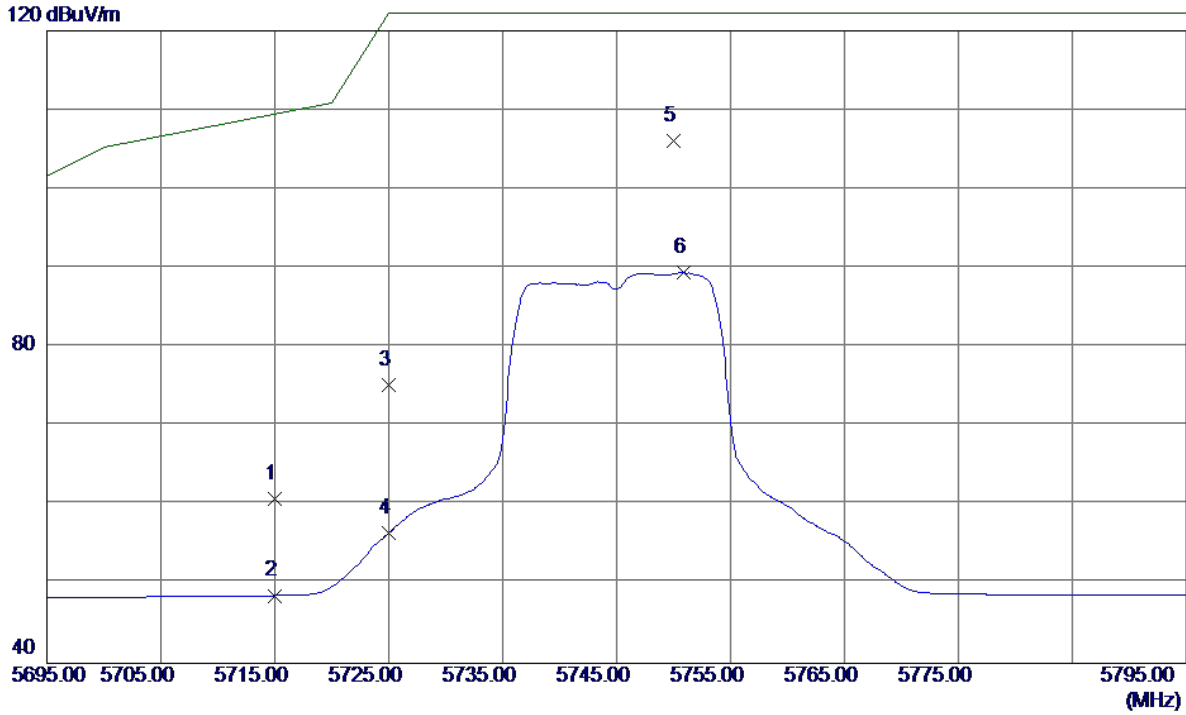
80 dBuV/m



No.	Freq. MHz	Reading Level dBuV/m	Correct Factor dB	Measure ment dBuV/m	Limit dBuV/m	Margin dB	Detector	Comment
1	11489.8900	39.56	15.49	55.05	68.30	-13.25	Peak	
2 *	11490.1700	28.24	15.49	43.73	54.00	-10.27	AVG	

Orthogonal Axis:	X
Test Mode:	UNII-3/TX AC20 Mode 5745MHz

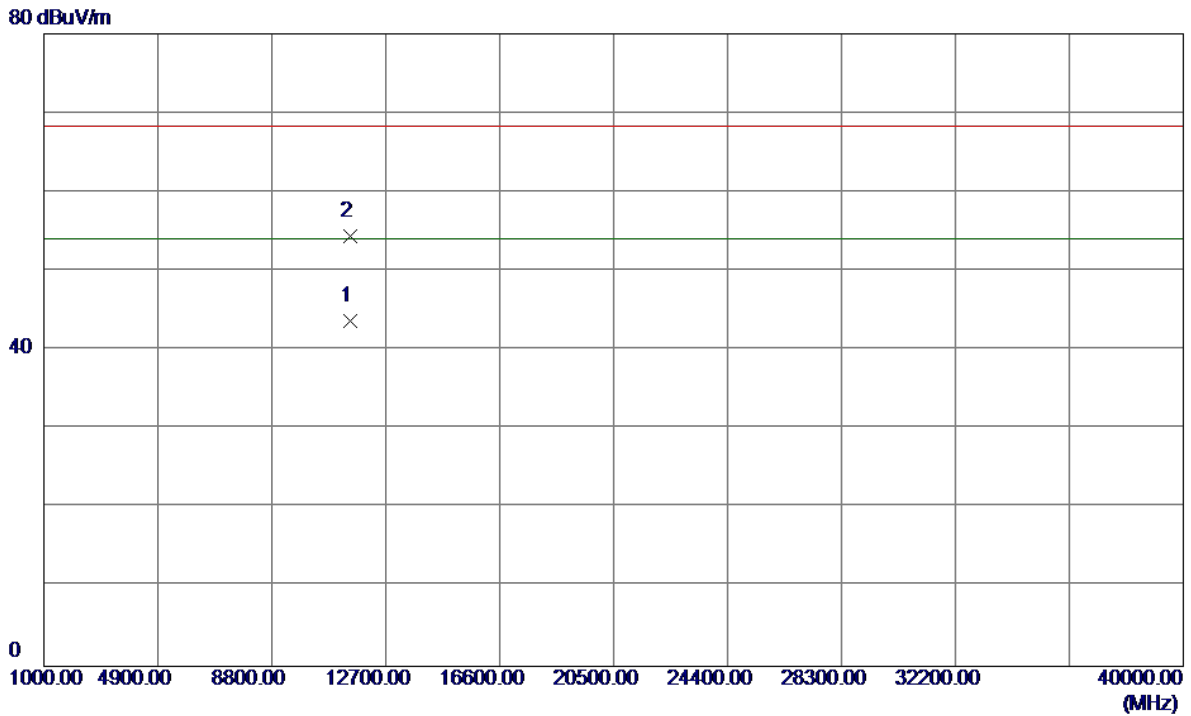
Horizontal



No.	Freq. MHz	Reading Level dBuV/m	Correct Factor dB	Measure ment dBuV/m	Limit dBuV/m	Margin dB	Detector	Comment
1	5715.0000	18.30	42.55	60.85	109.50	-48.65	Peak	
2	5715.0000	6.01	42.55	48.56	109.50	-60.94	AVG	
3	5725.0000	32.68	42.58	75.26	122.30	-47.04	Peak	
4	5725.0000	13.89	42.58	56.47	122.30	-65.83	AVG	
5 *	5750.0000	63.39	42.67	106.06	122.30	-16.24	Peak	
6	5750.9000	46.80	42.67	89.47	122.30	-32.83	AVG	

Orthogonal Axis:	X
Test Mode:	UNII-3/TX AC20 Mode 5745MHz

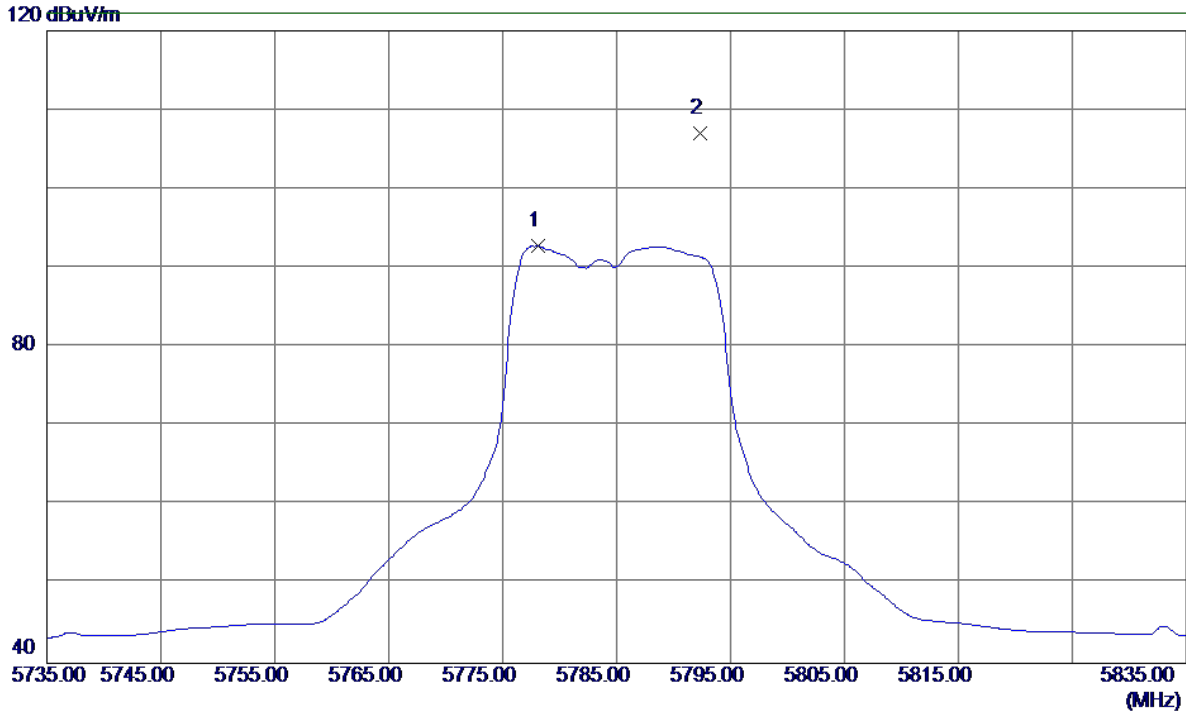
Horizontal



No.	Freq. MHz	Reading Level dBuV/m	Correct Factor dB	Measure ment dBuV/m	Limit dBuV/m	Margin dB	Detector	Comment
1 *	11490.6000	28.21	15.49	43.70	54.00	-10.30	AVG	
2	11490.0500	38.86	15.49	54.35	68.30	-13.95	Peak	

Orthogonal Axis:	X
Test Mode:	UNII-3/TX AC20 Mode 5785MHz

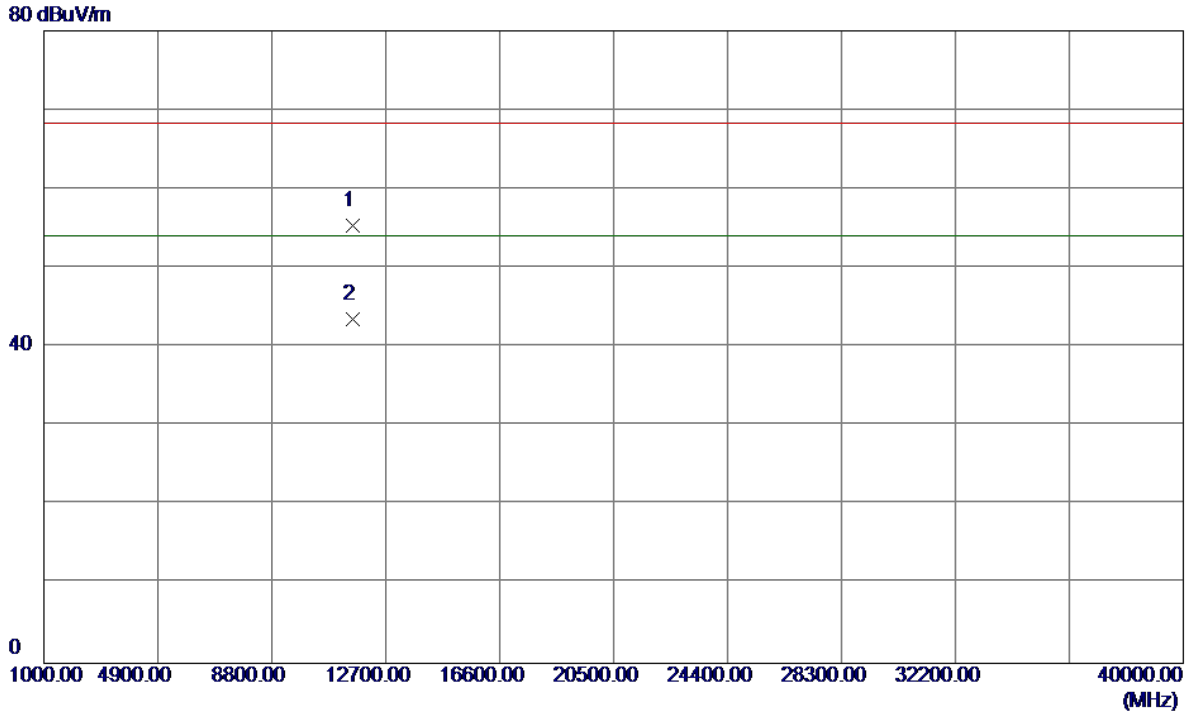
Vertical



No.	Freq. MHz	Reading Level dBuV/m	Correct Factor dB	Measure ment dBuV/m	Limit dBuV/m	Margin dB	Detector	Comment
1	5778.1000	49.98	42.77	92.75	122.30	-29.55	AVG	
2 *	5792.3000	64.18	42.82	107.00	122.30	-15.30	Peak	

Orthogonal Axis:	X
Test Mode:	UNII-3/TX AC20 Mode 5785MHz

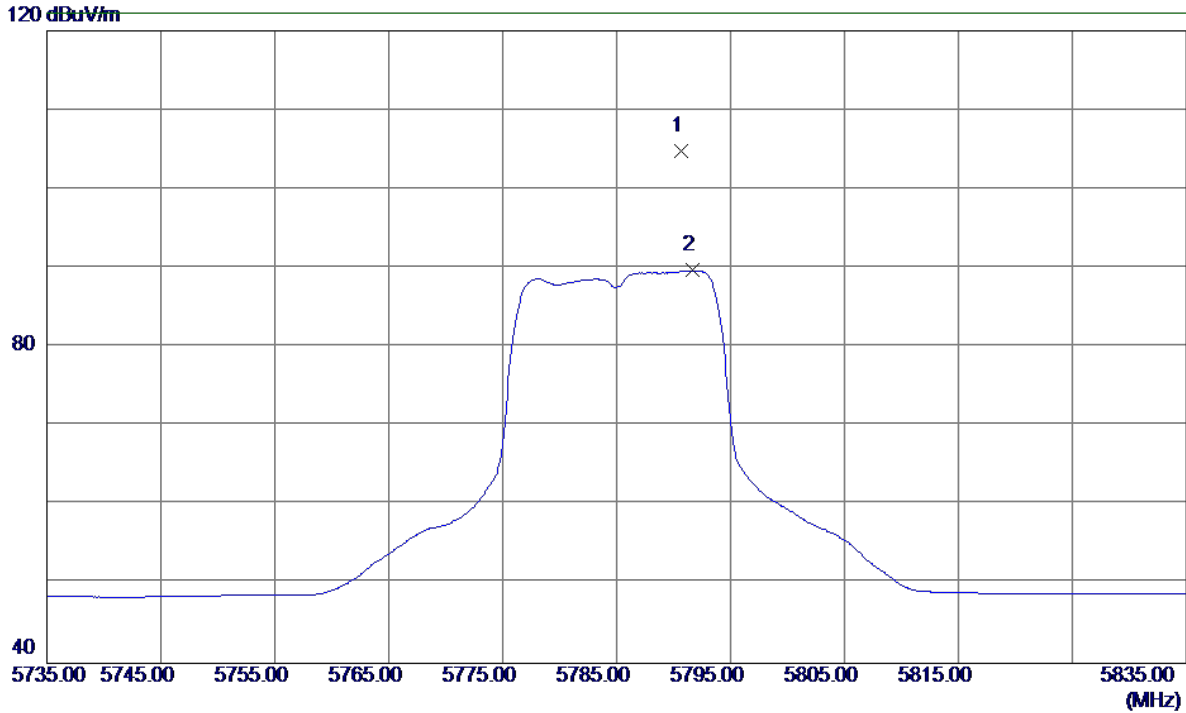
Vertical



No.	Freq. MHz	Reading Level dBuV/m	Correct Factor dB	Measure ment dBuV/m	Limit dBuV/m	Margin dB	Detector	Comment
1	11569.7300	39.89	15.48	55.37	68.30	-12.93	Peak	
2 *	11569.8099	28.06	15.48	43.54	54.00	-10.46	AVG	

Orthogonal Axis:	X
Test Mode:	UNII-3/TX AC20 Mode 5785MHz

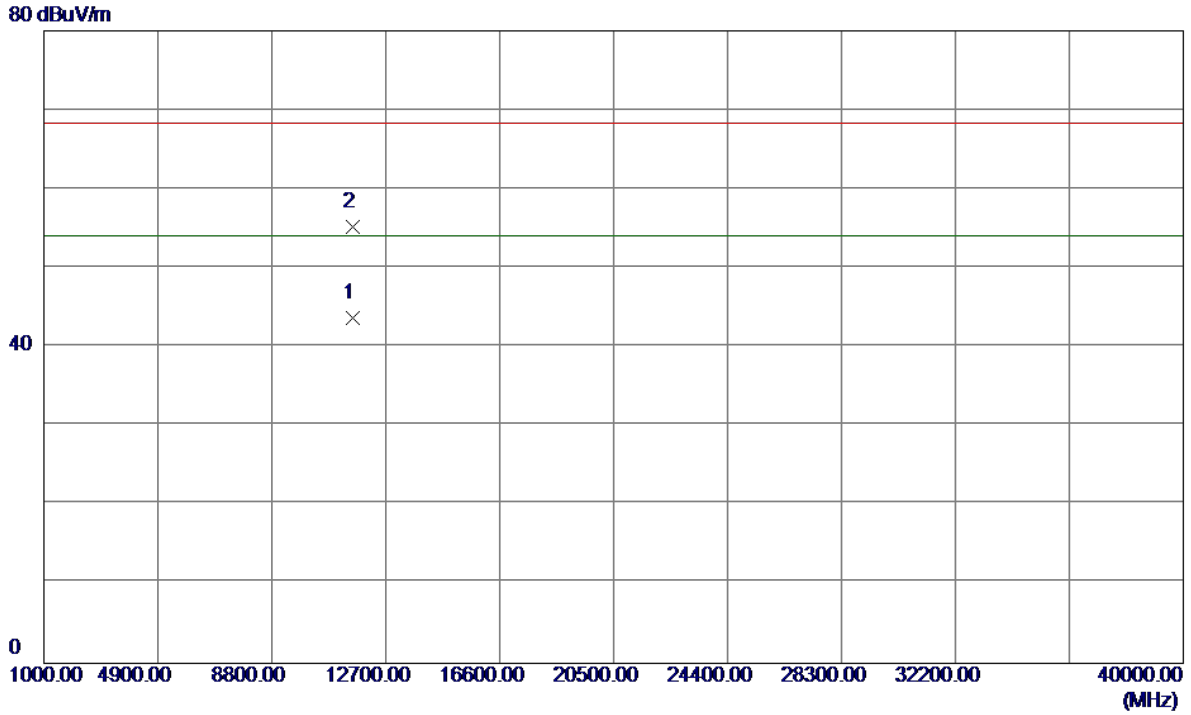
Horizontal



No.	Freq. MHz	Reading Level dBuV/m	Correct Factor dB	Measure ment dBuV/m	Limit dBuV/m	Margin dB	Detector	Comment
1 *	5790.7000	62.02	42.81	104.83	122.30	-17.47	Peak	
2	5791.7000	46.86	42.82	89.68	122.30	-32.62	AVG	

Orthogonal Axis:	X
Test Mode:	UNII-3/TX AC20 Mode 5785MHz

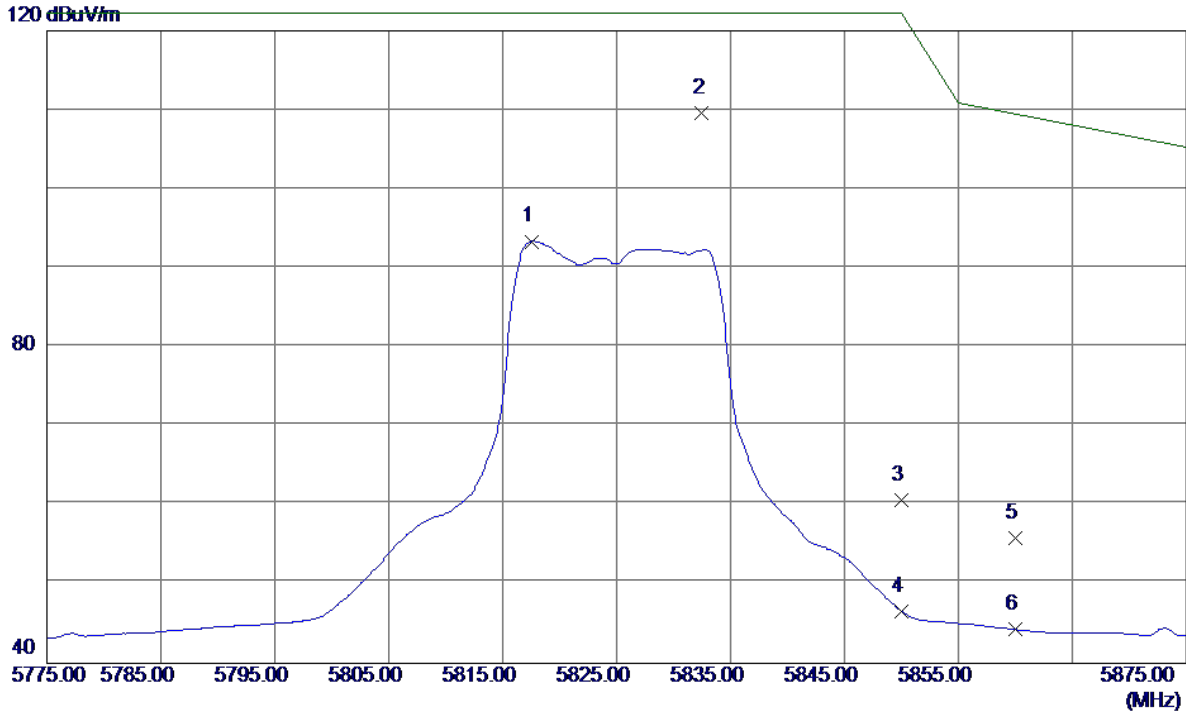
Horizontal



No.	Freq. MHz	Reading Level dBuV/m	Correct Factor dB	Measure ment dBuV/m	Limit dBuV/m	Margin dB	Detector	Comment
1 *	11569.8500	28.13	15.48	43.61	54.00	-10.39	AVG	
2	11570.3000	39.71	15.48	55.19	68.30	-13.11	Peak	

Orthogonal Axis:	X
Test Mode:	UNII-3/TX AC20 Mode 5825MHz

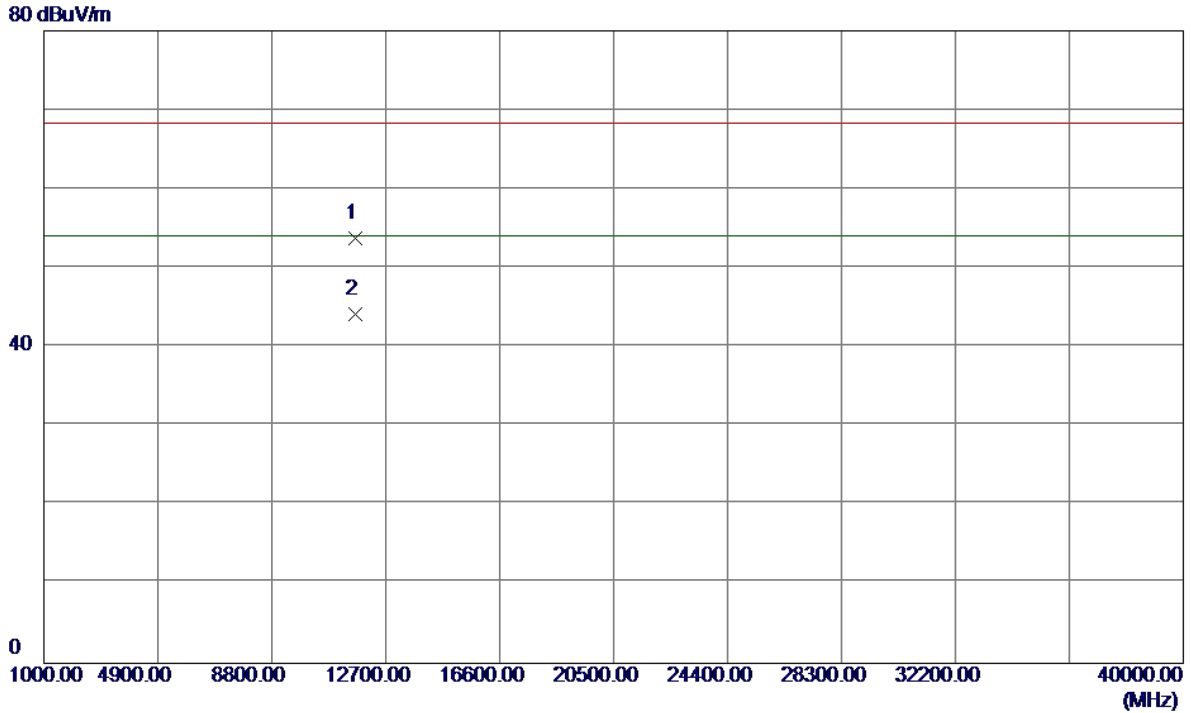
Vertical



No.	Freq. MHz	Reading Level dBuV/m	Correct Factor dB	Measure ment dBuV/m	Limit dBuV/m	Margin dB	Detector	Comment
1	5817.6000	50.45	42.91	93.36	122.30	-28.94	AVG	
2 *	5832.5000	66.63	42.96	109.59	122.30	-12.71	Peak	
3	5850.0000	17.59	43.03	60.62	122.30	-61.68	Peak	
4	5850.0000	3.56	43.03	46.59	122.30	-75.71	AVG	
5	5860.0000	12.77	43.06	55.83	109.50	-53.67	Peak	
6	5860.0000	1.21	43.06	44.27	109.50	-65.23	AVG	

Orthogonal Axis:	X
Test Mode:	UNII-3/TX AC20 Mode 5825MHz

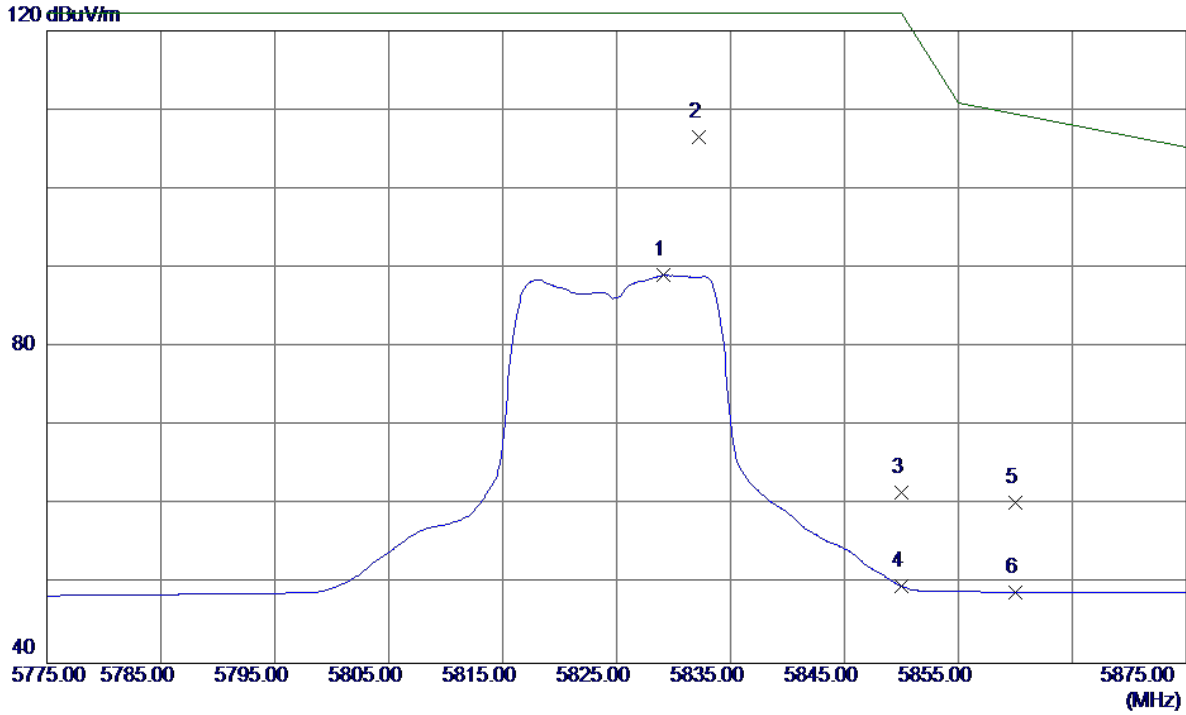
Vertical



No.	Freq. MHz	Reading Level dBuV/m	Correct Factor dB	Measure ment dBuV/m	Limit dBuV/m	Margin dB	Detector	Comment
1	11650.2500	38.32	15.48	53.80	68.30	-14.50	Peak	
2 *	11650.1300	28.61	15.48	44.09	54.00	-9.91	AVG	

Orthogonal Axis:	X
Test Mode:	UNII-3/TX AC20 Mode 5825MHz

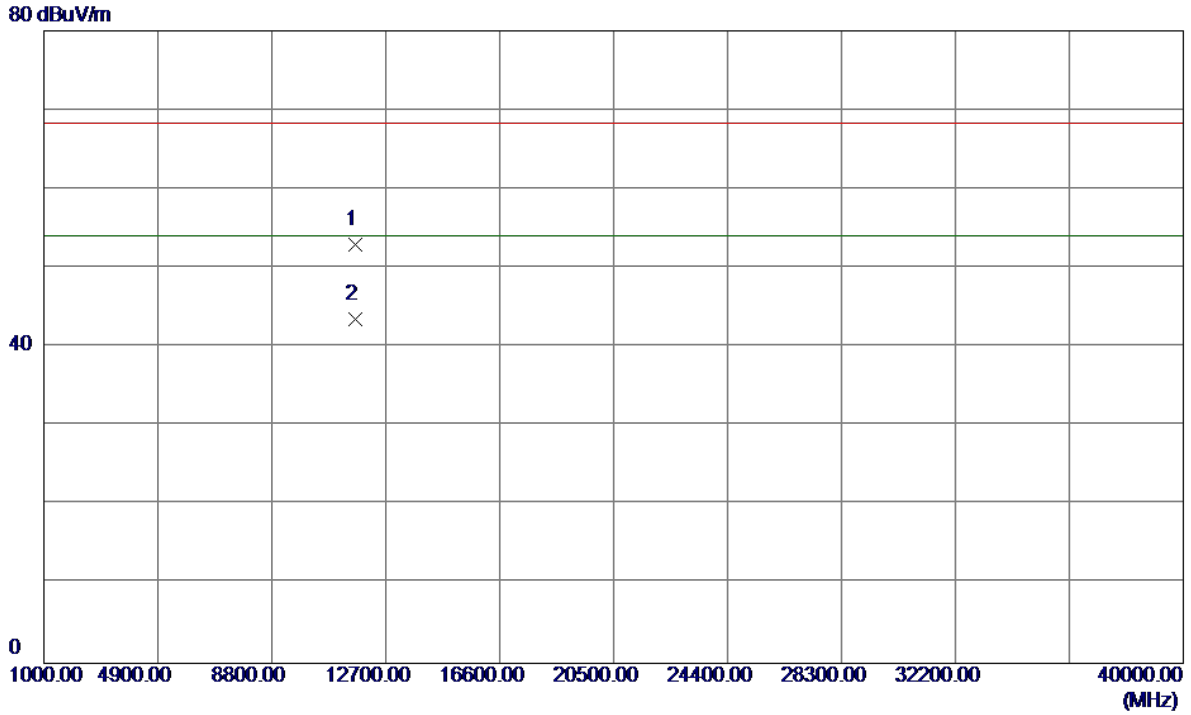
Horizontal



No.	Freq. MHz	Reading Level dBuV/m	Correct Factor dB	Measure ment dBuV/m	Limit dBuV/m	Margin dB	Detector	Comment
1	5829.1000	46.12	42.95	89.07	122.30	-33.23	AVG	
2 *	5832.2000	63.67	42.96	106.63	122.30	-15.67	Peak	
3	5850.0000	18.56	43.03	61.59	122.30	-60.71	Peak	
4	5850.0000	6.74	43.03	49.77	122.30	-72.53	AVG	
5	5860.0000	17.28	43.06	60.34	109.50	-49.16	Peak	
6	5860.0000	5.92	43.06	48.98	109.50	-60.52	AVG	

Orthogonal Axis:	X
Test Mode:	UNII-3/TX AC20 Mode 5825MHz

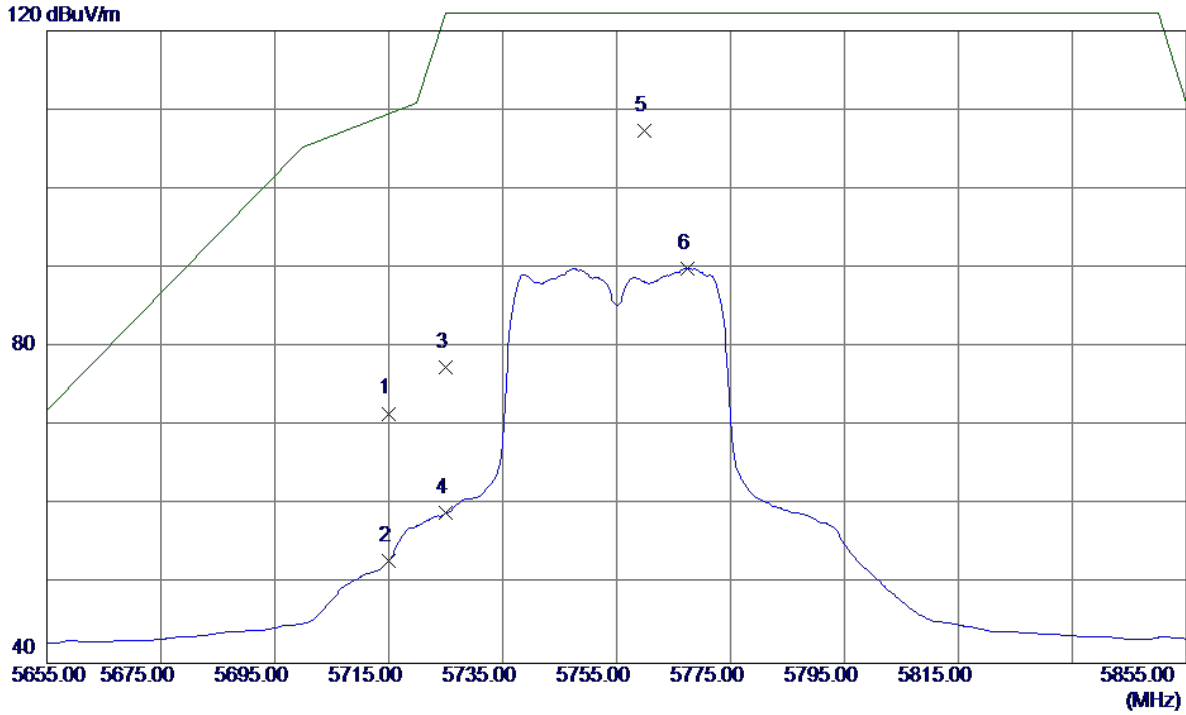
Horizontal



No.	Freq. MHz	Reading Level dBuV/m	Correct Factor dB	Measure ment dBuV/m	Limit dBuV/m	Margin dB	Detector	Comment
1	11649.8800	37.52	15.48	53.00	68.30	-15.30	Peak	
2 *	11649.8800	28.04	15.48	43.52	54.00	-10.48	AVG	

Orthogonal Axis:	X
Test Mode:	UNII-3/TX AC40 Mode 5755MHz

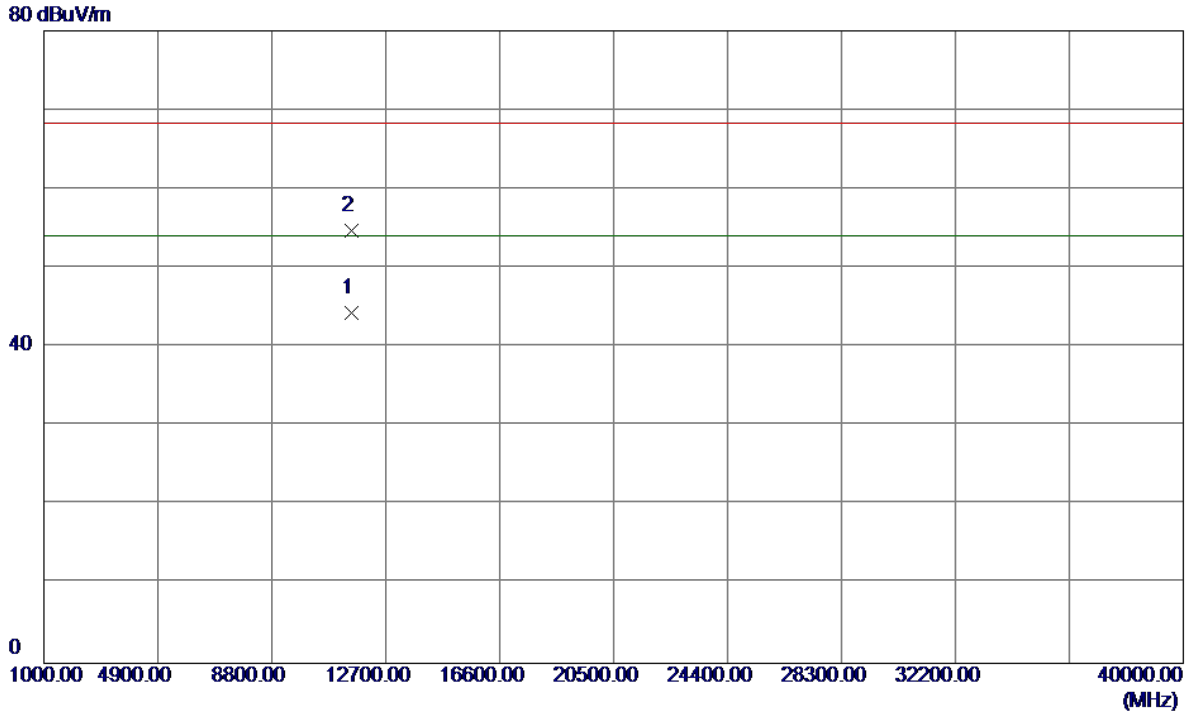
Vertical



No.	Freq. MHz	Reading Level dBuV/m	Correct Factor dB	Measure ment dBuV/m	Limit dBuV/m	Margin dB	Detector	Comment
1	5715.0000	29.05	42.55	71.60	109.50	-37.90	Peak	
2	5715.0000	10.43	42.55	52.98	109.50	-56.52	AVG	
3	5725.0000	34.92	42.58	77.50	122.30	-44.80	Peak	
4	5725.0000	16.39	42.58	58.97	122.30	-63.33	AVG	
5 *	5759.8000	64.71	42.70	107.41	122.30	-14.89	Peak	
6	5767.4000	47.23	42.73	89.96	122.30	-32.34	AVG	

Orthogonal Axis:	X
Test Mode:	UNII-3/TX AC40 Mode 5755MHz

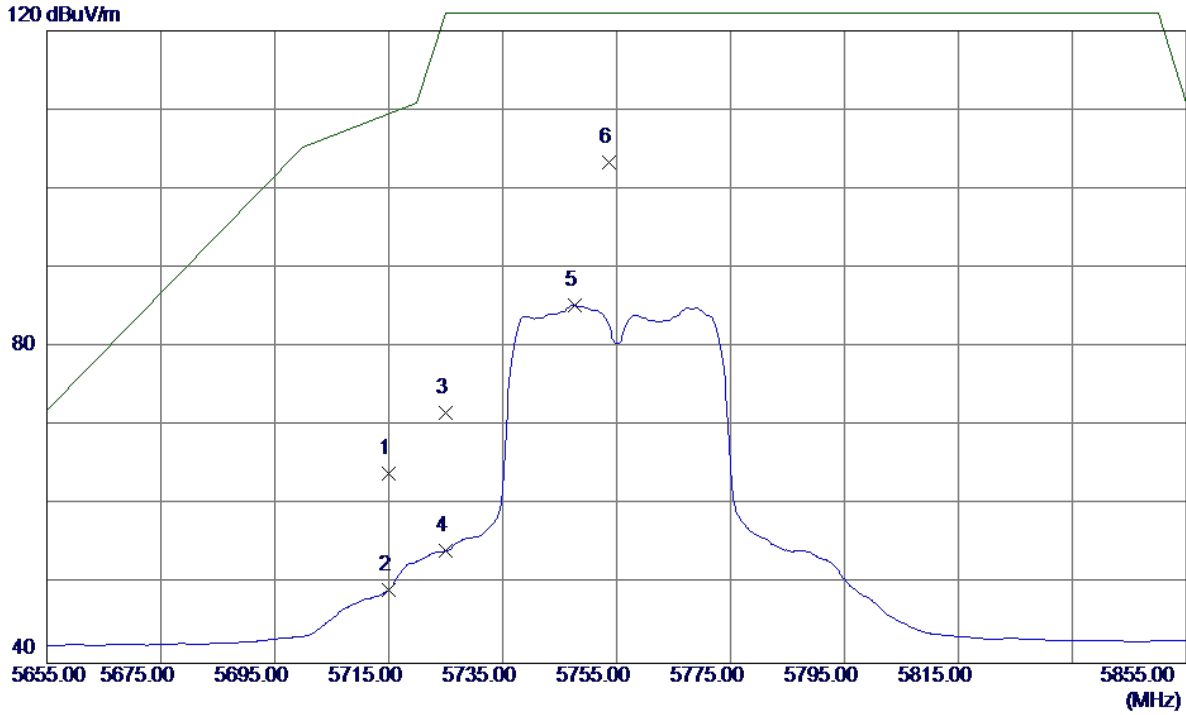
Vertical



No.	Freq. MHz	Reading Level dBuV/m	Correct Factor dB	Measure ment dBuV/m	Limit dBuV/m	Margin dB	Detector	Comment
1 *	11510.4400	28.89	15.48	44.37	54.00	-9.63	AVG	
2	11510.8480	39.27	15.48	54.75	68.30	-13.55	Peak	

Orthogonal Axis:	X
Test Mode:	UNII-3/TX AC40 Mode 5755MHz

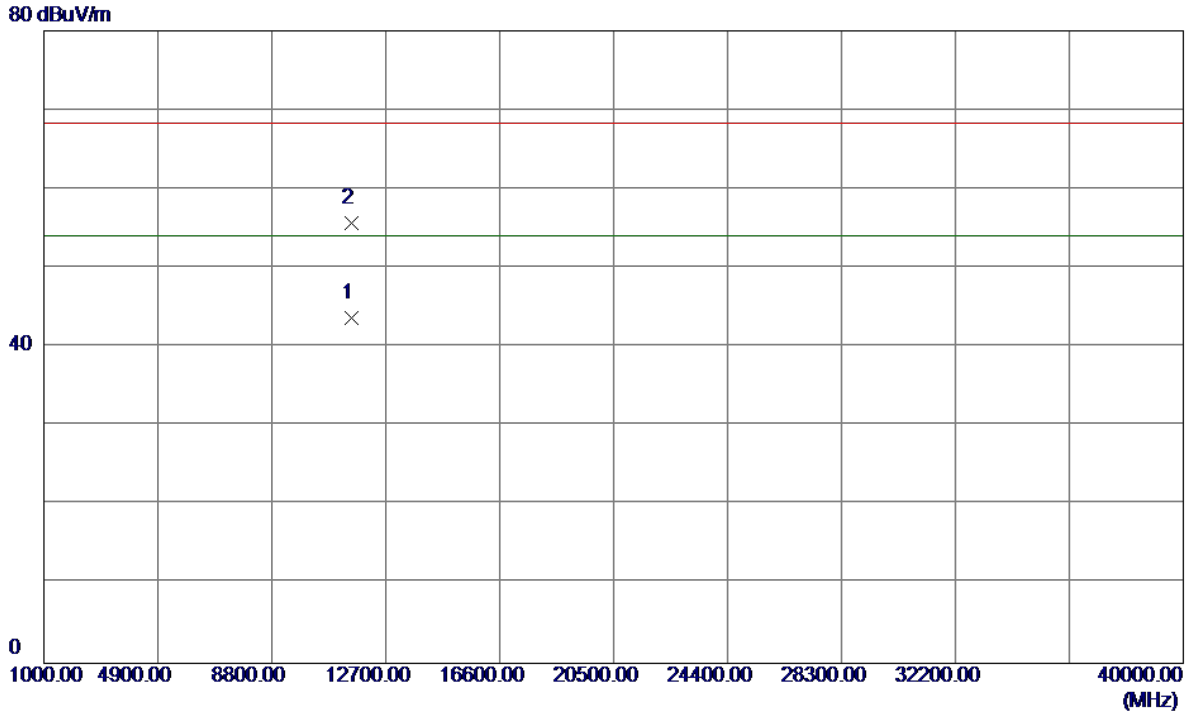
Horizontal



No.	Freq. MHz	Reading Level dBuV/m	Correct Factor dB	Measure ment dBuV/m	Limit dBuV/m	Margin dB	Detector	Comment
1	5715.0000	21.44	42.55	63.99	109.50	-45.51	Peak	
2	5715.0000	6.75	42.55	49.30	109.50	-60.20	AVG	
3	5725.0000	29.16	42.58	71.74	122.30	-50.56	Peak	
4	5725.0000	11.64	42.58	54.22	122.30	-68.08	AVG	
5	5747.6000	42.62	42.66	85.28	122.30	-37.02	AVG	
6 *	5753.6000	60.61	42.68	103.29	122.30	-19.01	Peak	

Orthogonal Axis:	X
Test Mode:	UNII-3/TX AC40 Mode 5755MHz

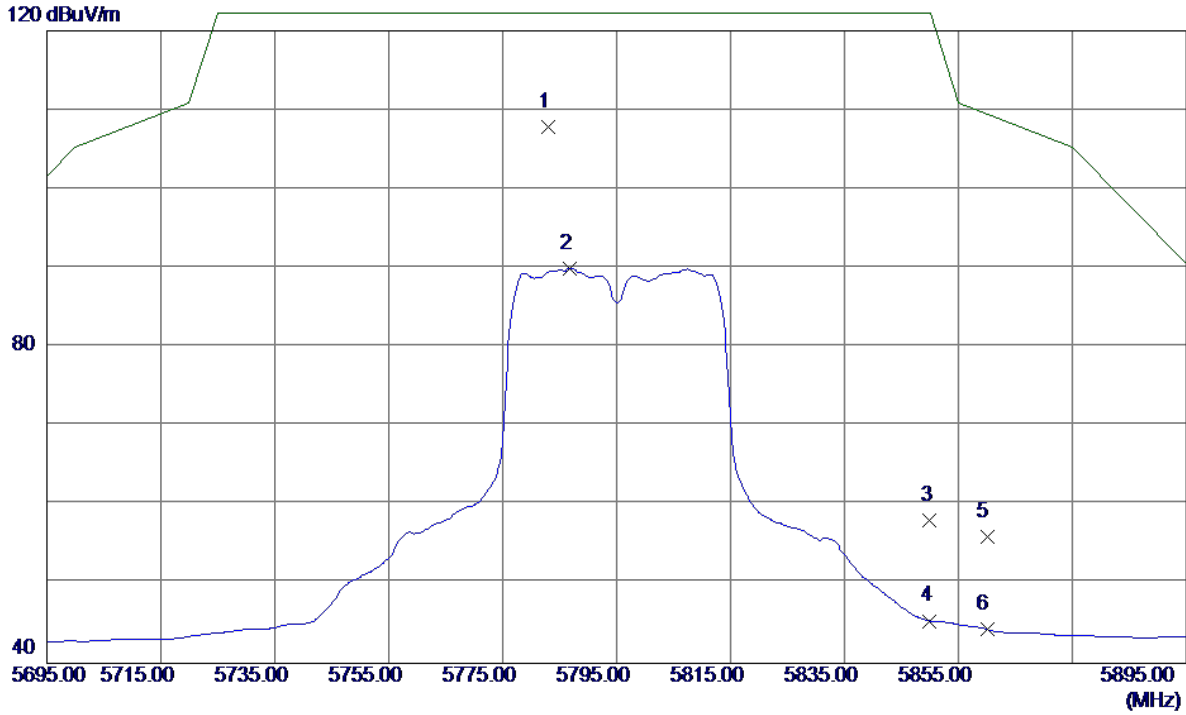
Horizontal



No.	Freq. MHz	Reading Level dBuV/m	Correct Factor dB	Measure ment dBuV/m	Limit dBuV/m	Margin dB	Detector	Comment
1 *	11509.1200	28.18	15.48	43.66	54.00	-10.34	AVG	
2	11510.7900	40.26	15.48	55.74	68.30	-12.56	Peak	

Orthogonal Axis:	X
Test Mode:	UNII-3/TX AC40 Mode 5795MHz

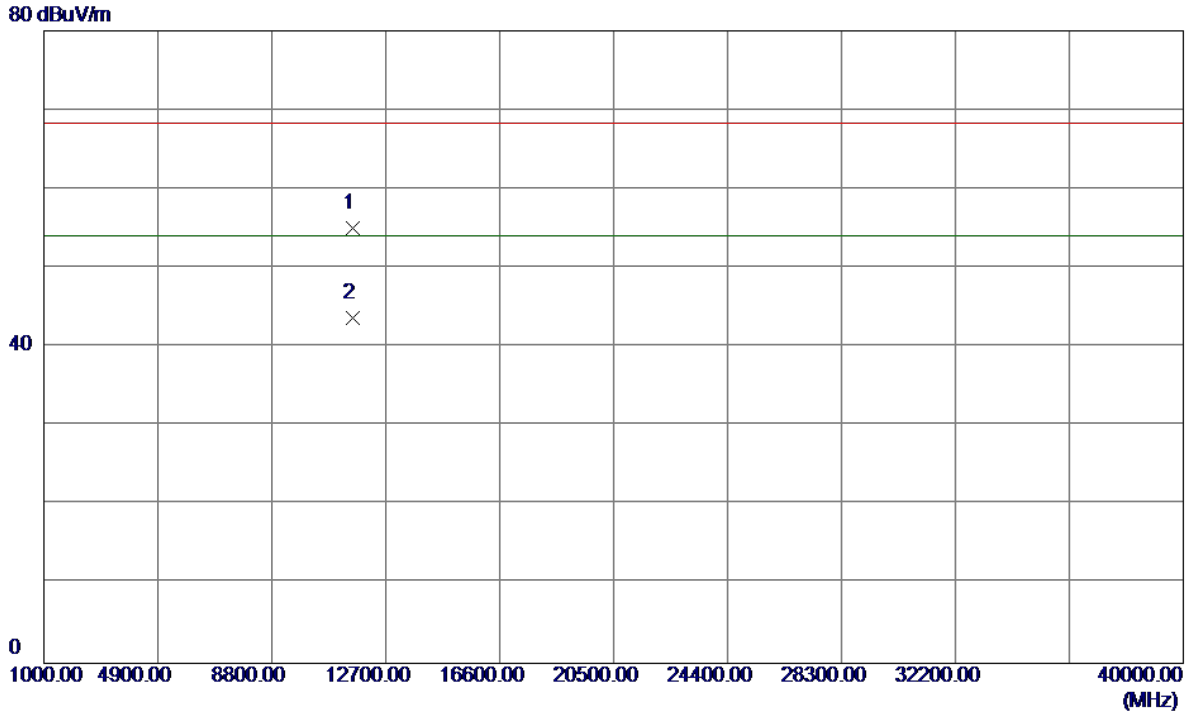
Vertical



No.	Freq. MHz	Reading Level dBuV/m	Correct Factor dB	Measure ment dBuV/m	Limit dBuV/m	Margin dB	Detector	Comment
1 *	5783.0000	65.03	42.79	107.82	122.30	-14.48	Peak	
2	5786.8000	47.13	42.80	89.93	122.30	-32.37	AVG	
3	5850.0000	14.99	43.03	58.02	122.30	-64.28	Peak	
4	5850.0000	2.33	43.03	45.36	122.30	-76.94	AVG	
5	5860.0000	12.97	43.06	56.03	109.50	-53.47	Peak	
6	5860.0000	1.23	43.06	44.29	109.50	-65.21	AVG	

Orthogonal Axis:	X
Test Mode:	UNII-3/TX AC40 Mode 5795MHz

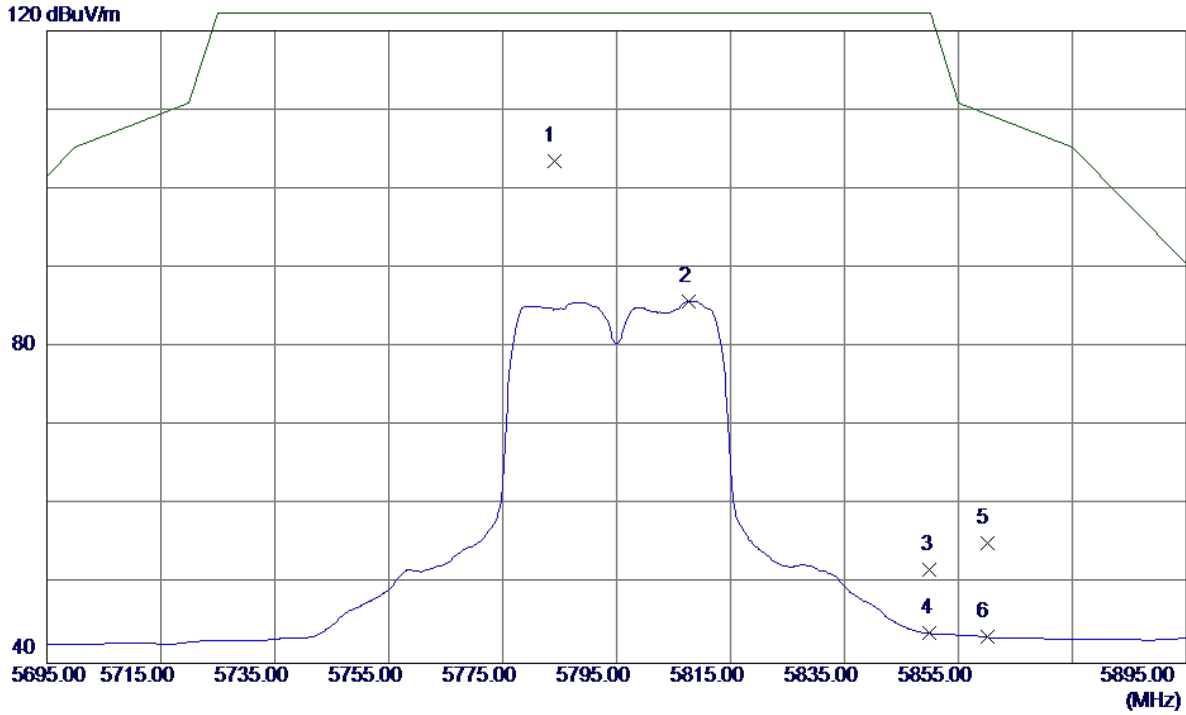
Vertical



No.	Freq. MHz	Reading Level dBuV/m	Correct Factor dB	Measure ment dBuV/m	Limit dBuV/m	Margin dB	Detector	Comment
1	11590.1700	39.52	15.48	55.00	68.30	-13.30	Peak	
2 *	11590.1500	28.13	15.48	43.61	54.00	-10.39	AVG	

Orthogonal Axis:	X
Test Mode:	UNII-3/TX AC40 Mode 5795MHz

Horizontal

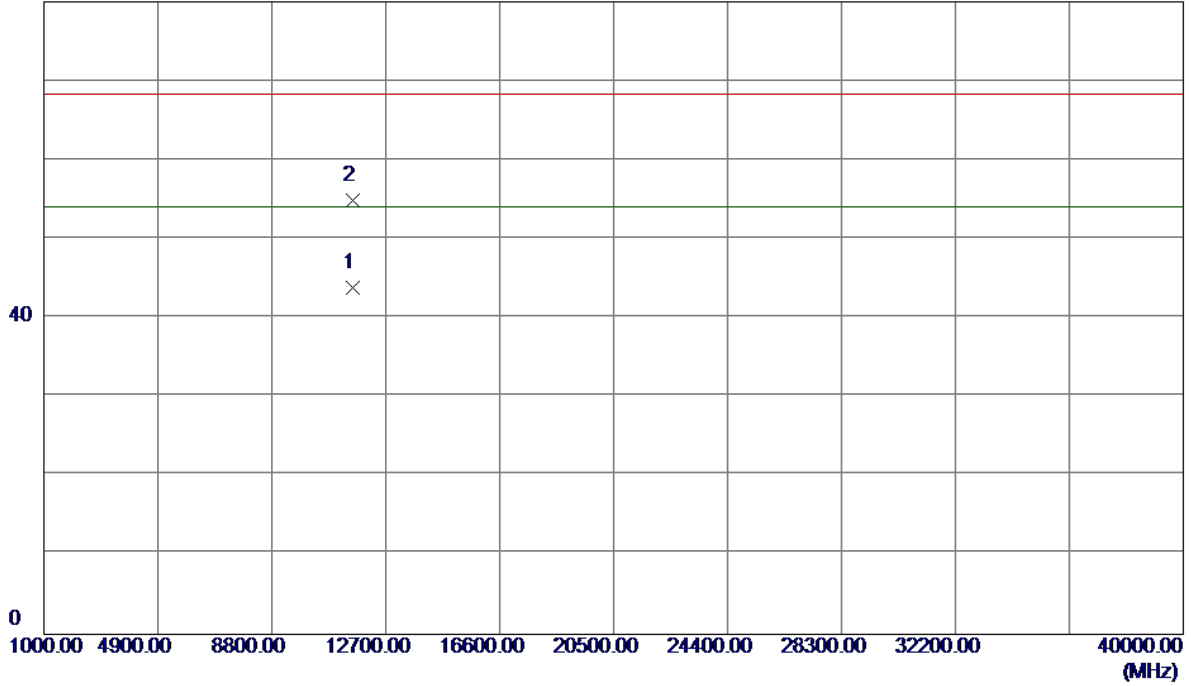


No.	Freq. MHz	Reading Level dBuV/m	Correct Factor dB	Measure ment dBuV/m	Limit dBuV/m	Margin dB	Detector	Comment
1 *	5784.0000	60.68	42.79	103.47	122.30	-18.83	Peak	
2	5807.6000	42.96	42.87	85.83	122.30	-36.47	AVG	
3	5850.0000	8.76	43.03	51.79	122.30	-70.51	Peak	
4	5850.0000	0.74	43.03	43.77	122.30	-78.53	AVG	
5	5860.0000	12.13	43.06	55.19	109.50	-54.31	Peak	
6	5860.0000	0.25	43.06	43.31	109.50	-66.19	AVG	

Orthogonal Axis:	X
Test Mode:	UNII-3/TX AC40 Mode 5795MHz

Horizontal

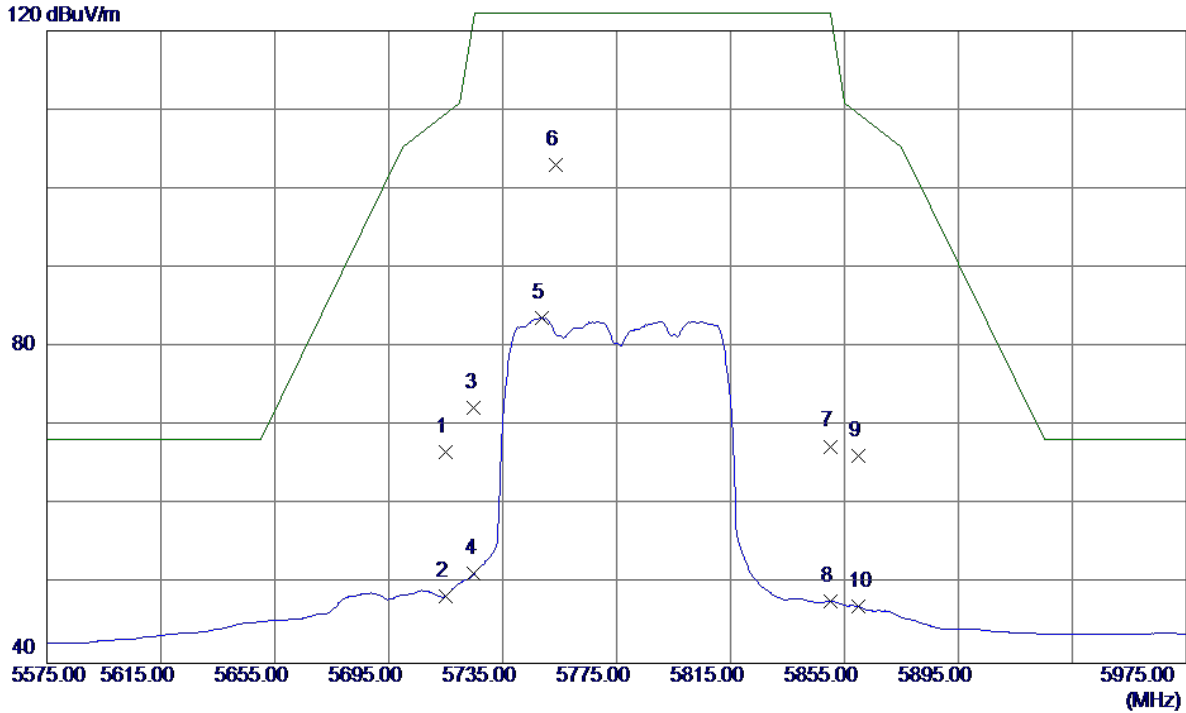
80 dBuV/m



No.	Freq. MHz	Reading Level dBuV/m	Correct Factor dB	Measure ment dBuV/m	Limit dBuV/m	Margin dB	Detector	Comment
1 *	11589.0900	28.39	15.48	43.87	54.00	-10.13	AVG	
2	11591.9000	39.40	15.48	54.88	68.30	-13.42	Peak	

Orthogonal Axis:	X
Test Mode:	UNII-3/TX AC80 Mode 5775MHz

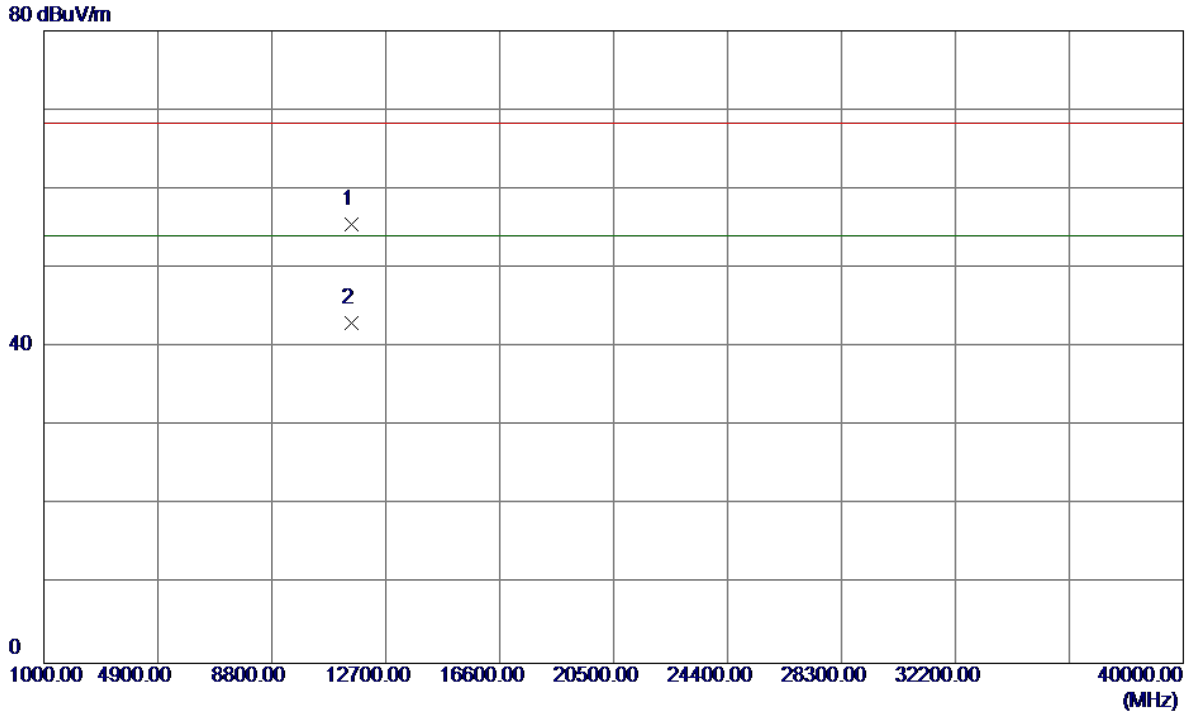
Vertical



No.	Freq. MHz	Reading Level dBuV/m	Correct Factor dB	Measure ment dBuV/m	Limit dBuV/m	Margin dB	Detector	Comment
1	5715.0000	24.10	42.55	66.65	109.50	-42.85	Peak	
2	5715.0000	5.99	42.55	48.54	109.50	-60.96	AVG	
3	5725.0000	29.80	42.58	72.38	122.30	-49.92	Peak	
4	5725.0000	8.79	42.58	51.37	122.30	-70.93	AVG	
5	5748.6000	41.09	42.66	83.75	122.30	-38.55	AVG	
6 *	5753.8000	60.38	42.68	103.06	122.30	-19.24	Peak	
7	5850.0000	24.41	43.03	67.44	122.30	-54.86	Peak	
8	5850.0000	4.81	43.03	47.84	122.30	-74.46	AVG	
9	5860.0000	23.23	43.06	66.29	109.50	-43.21	Peak	
10	5860.0000	4.09	43.06	47.15	109.50	-62.35	AVG	

Orthogonal Axis:	X
Test Mode:	UNII-3/TX AC80 Mode 5775MHz

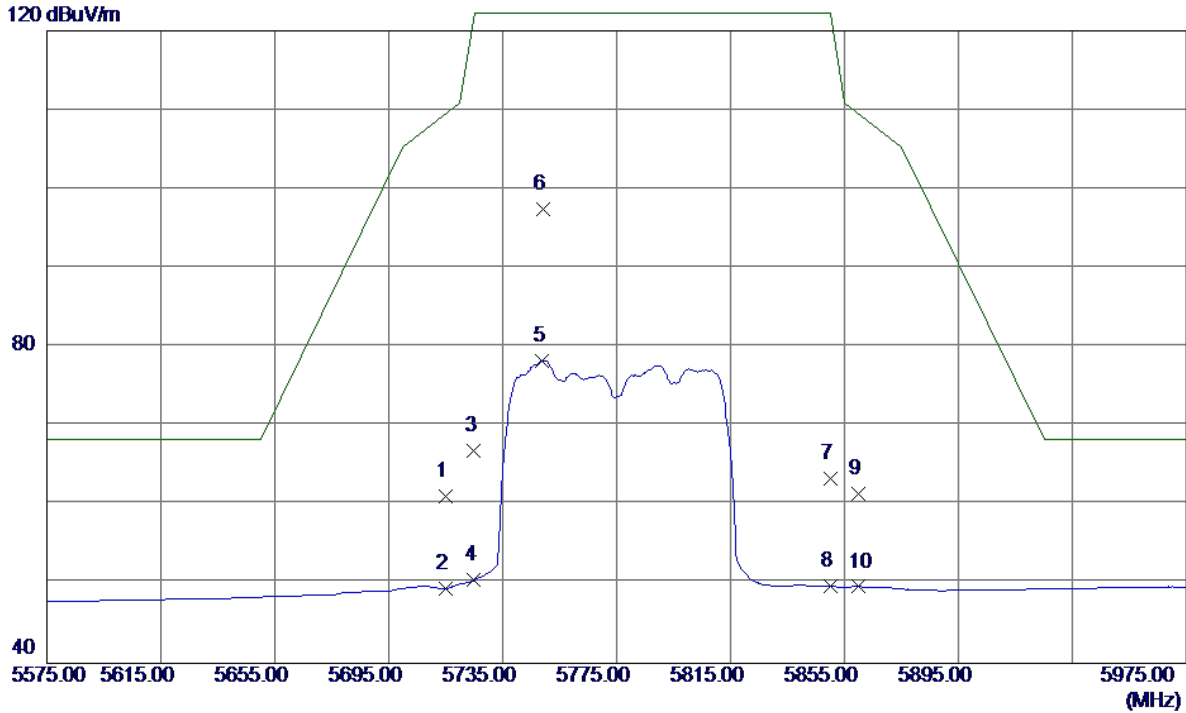
Vertical



No.	Freq. MHz	Reading Level dBuV/m	Correct Factor dB	Measure ment dBuV/m	Limit dBuV/m	Margin dB	Detector	Comment
1	11549.5800	39.99	15.48	55.47	68.30	-12.83	Peak	
2 *	11549.9700	27.58	15.48	43.06	54.00	-10.94	AVG	

Orthogonal Axis:	X
Test Mode:	UNII-3/TX AC80 Mode 5775MHz

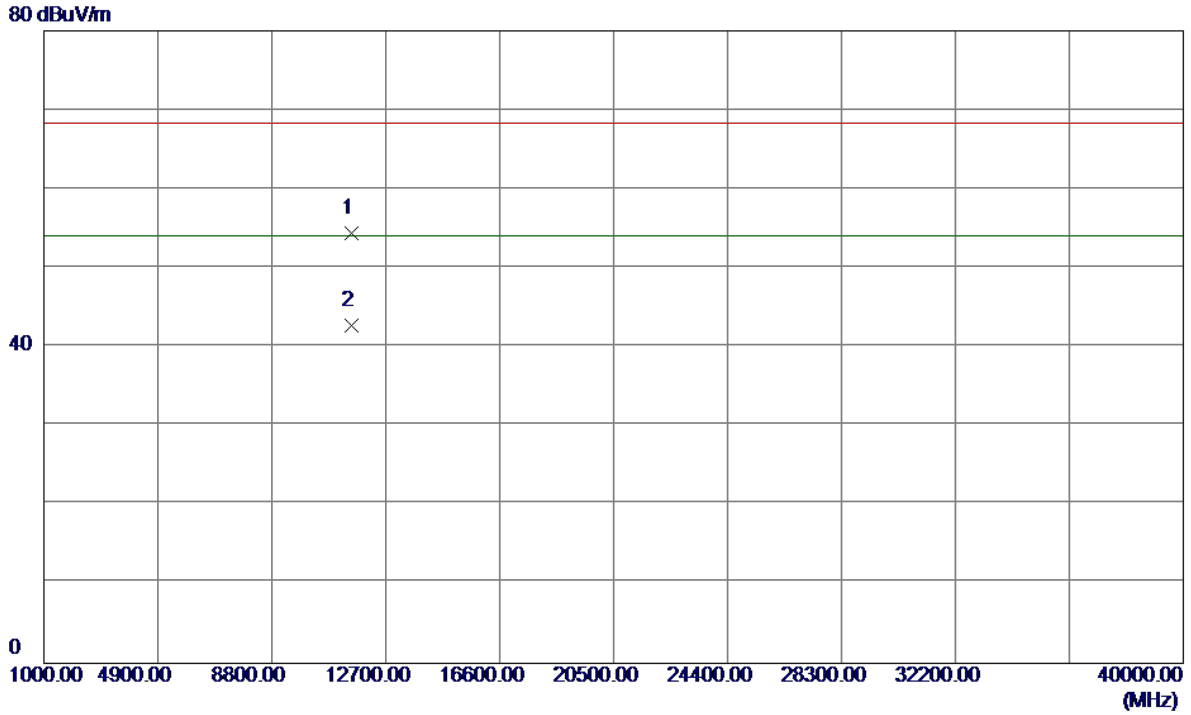
Horizontal



No.	Freq. MHz	Reading Level dBuV/m	Correct Factor dB	Measure ment dBuV/m	Limit dBuV/m	Margin dB	Detector	Comment
1	5715.0000	18.54	42.55	61.09	109.50	-48.41	Peak	
2	5715.0000	6.88	42.55	49.43	109.50	-60.07	AVG	
3	5725.0000	24.35	42.58	66.93	122.30	-55.37	Peak	
4	5725.0000	7.92	42.58	50.50	122.30	-71.80	AVG	
5	5749.0000	35.59	42.67	78.26	122.30	-44.04	AVG	
6 *	5749.4000	54.72	42.67	97.39	122.30	-24.91	Peak	
7	5850.0000	20.35	43.03	63.38	122.30	-58.92	Peak	
8	5850.0000	6.71	43.03	49.74	122.30	-72.56	AVG	
9	5860.0000	18.33	43.06	61.39	109.50	-48.11	Peak	
10	5860.0000	6.62	43.06	49.68	109.50	-59.82	AVG	

Orthogonal Axis:	X
Test Mode:	UNII-3/TX AC80 Mode 5775MHz

Horizontal



No.	Freq. MHz	Reading Level dBuV/m	Correct Factor dB	Measure ment dBuV/m	Limit dBuV/m	Margin dB	Detector	Comment
1	11550.1700	38.88	15.48	54.36	68.30	-13.94	Peak	
2 *	11550.2400	27.18	15.48	42.66	54.00	-11.34	AVG	

TX A Mode_DUTY CYCLE

Duty cycle: TX DUTYMHZ

Duty cycle = T_{ON} / T_{Total}

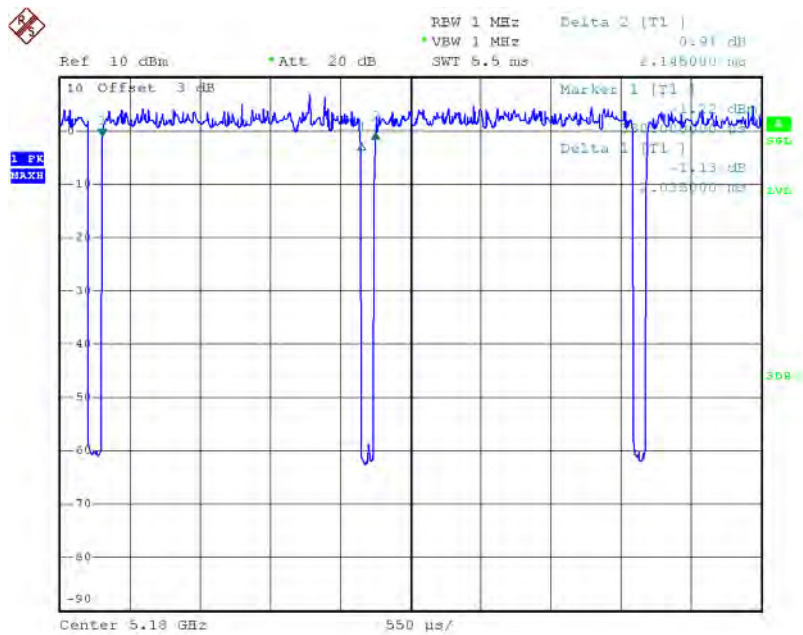
T_{ON} : 2.03 msec

T_{Total} : 2.14 msec

Duty cycle: 94.86%

Duty Factor = $10 \log(1/Duty \text{ cycle})$

Duty Factor = 0.23



Date: 4.AUG.2016 12:00:43

Note: The EUT was programmed to be in countinously transmitting mode and the transmit duty cycle is not less than 98 %, so, the output power and power density should be cacluated as Output Power = Measured power + Ducus factor
 Power Spectral Density = Measured density + Duty factor

TX N20 Mode_DUTY CYCLE

Duty cycle: TX DUTYMHZ

$$\text{Duty cycle} = T_{\text{ON}} / T_{\text{Total}}$$

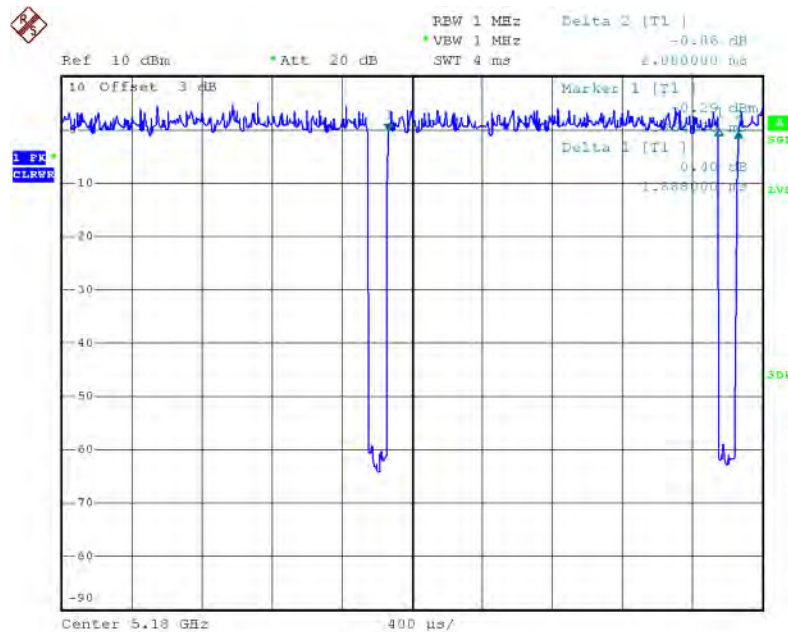
T_{ON} : 1.89 msec

T_{Total} : 2.00 msec

Duty cycle: 94.50%

$$\text{Duty Factor} = 10 \log(1/\text{Duty cycle})$$

$$\text{Duty Factor} = 0.25$$



Date: 4.AUG.2016 12:01:18

Note: The EUT was programmed to be in continuously transmitting mode and the transmit duty cycle is not less than 98 %, so, the output power and power density should be calculated as
 Output Power = Measured power + Duty factor
 Power Spectral Density = Measured density + Duty factor

TX N40 Mode_DUTY CYCLE

Duty cycle: TX DUTYMHZ

Duty cycle = T_{ON} / T_{Total}

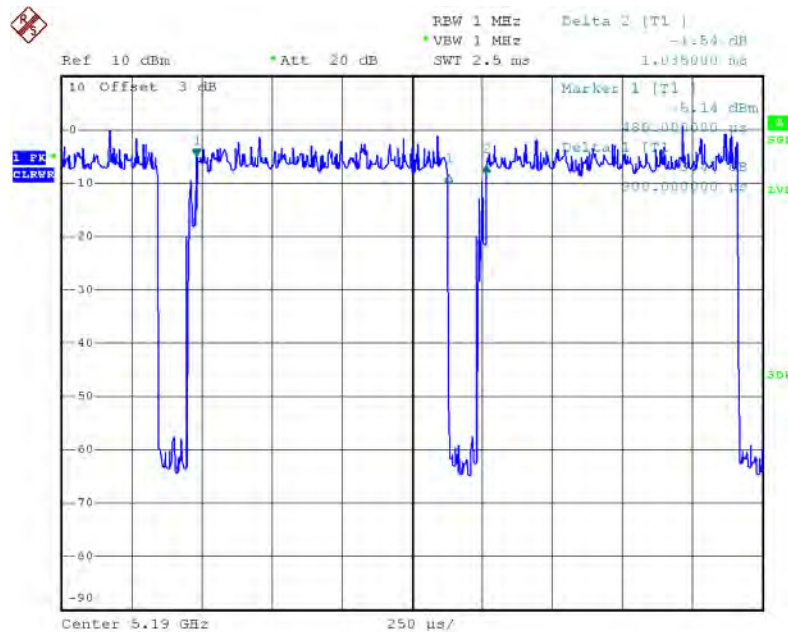
T_{ON} : 0.90 msec

T_{Total} : 1.03 msec

Duty cycle: 87.38%

Duty Factor = $10 \log(1/\text{Duty cycle})$

Duty Factor = 0.59



Date: 4.AUG.2016 12:06:23

Note: The EUT was programmed to be in countinously transmitting mode and the transmit duty cycle is not less than 98 %, so, the output power and power density should be cacluated as
 Output Power = Measured power + Ducus factor
 Power Spectral Density = Measured density + Duty factor

TX AC20 Mode_DUTY CYCLE

Duty cycle: TX DUTYMHZ

Duty cycle = T_{ON} / T_{Total}

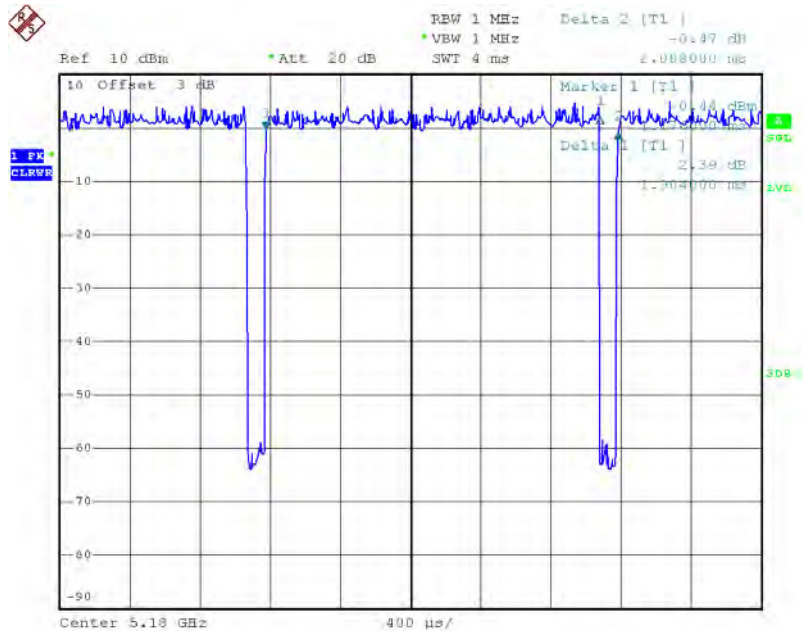
T_{ON} : 1.90 msec

T_{Total} : 2.01 msec

Duty cycle: 94.53%

Duty Factor = $10 \log(1/Duty \text{ cycle})$

Duty Factor = 0.24



Date: 4.AUG.2016 12:02:03

Note: The EUT was programmed to be in continuously transmitting mode and the transmit duty cycle is not less than 98 %, so, the output power and power density should be cacluated as Output Power = Measured power + Ducus factor
 Power Spectral Density = Measured density + Duty factor

TX AC40 Mode_DUTY CYCLE

Duty cycle: TX DUTYMHZ

Duty cycle = T_{ON} / T_{Total}

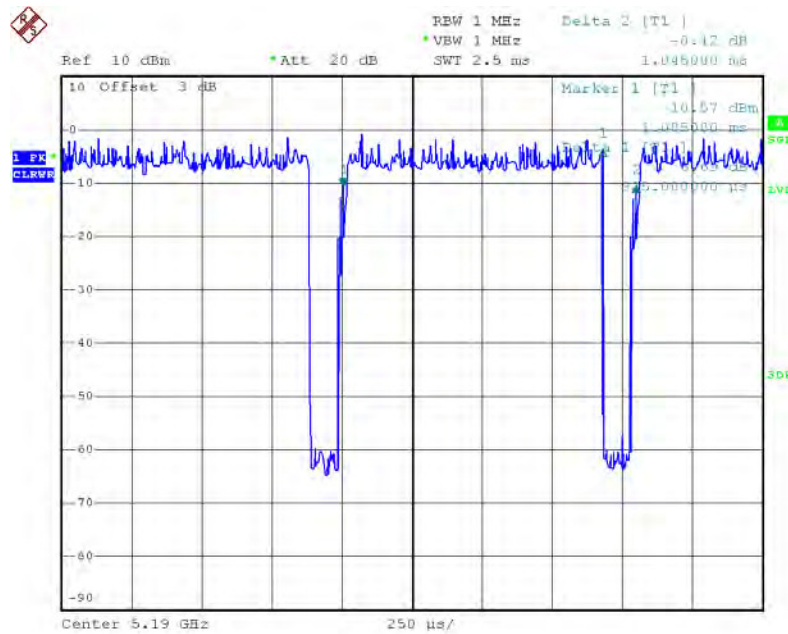
T_{ON} : 0.92 msec

T_{Total} : 1.04 msec

Duty cycle: 88.46%

Duty Factor = $10 \log(1/\text{Duty cycle})$

Duty Factor = 0.53



Date: 4.AUG.2016 12:06:57

Note: The EUT was programmed to be in countinously transmitting mode and the transmit duty cycle is not less than 98 %, so, the output power and power density should be cacluated as
 Output Power = Measured power + Ducus factor
 Power Spectral Density = Measured density + Duty factor

TX AC80 Mode_DUTY CYCLE

Duty cycle: TX DUTYMHZ

Duty cycle = T_{ON} / T_{Total}

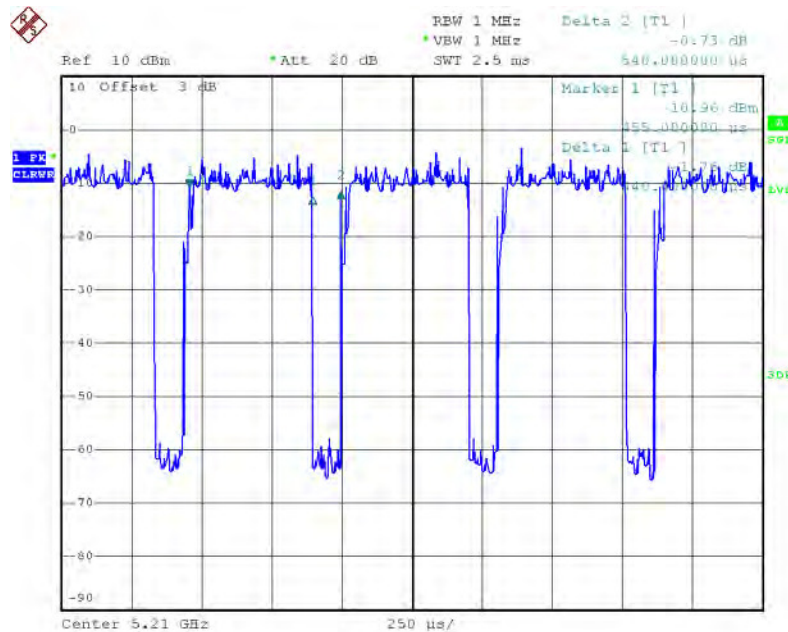
T_{ON} : 0.44 msec

T_{Total} : 0.54 msec

Duty cycle: 81.48%

Duty Factor = $10 \log(1/Duty \text{ cycle})$

Duty Factor = 0.89



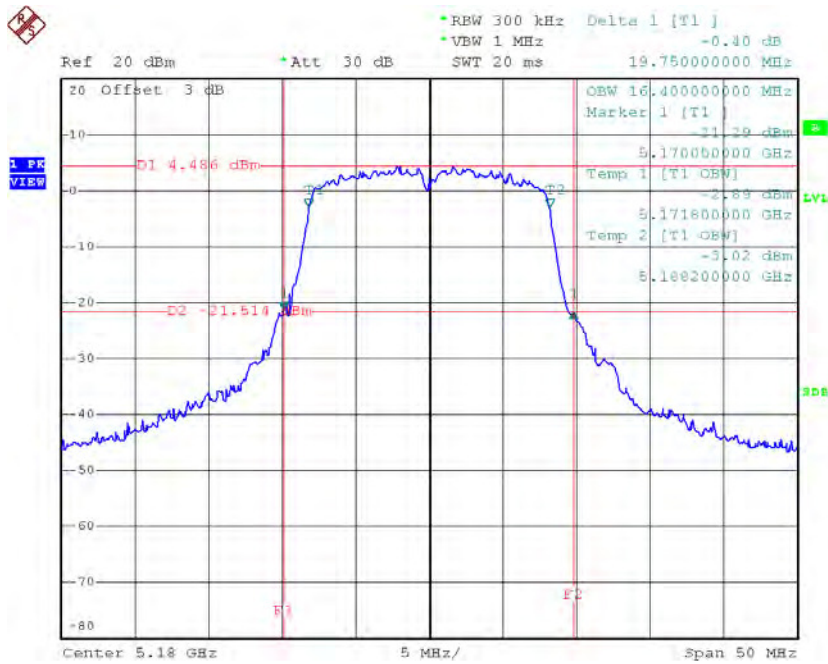
Date: 4.AUG.2016 12:07:32

Note: The EUT was programmed to be in continuously transmitting mode and the transmit duty cycle is not less than 98 %, so, the output power and power density should be calculated as
 Output Power = Measured power + Duty factor
 Power Spectral Density = Measured density + Duty factor

ATTACHMENT E - BANDWIDTH

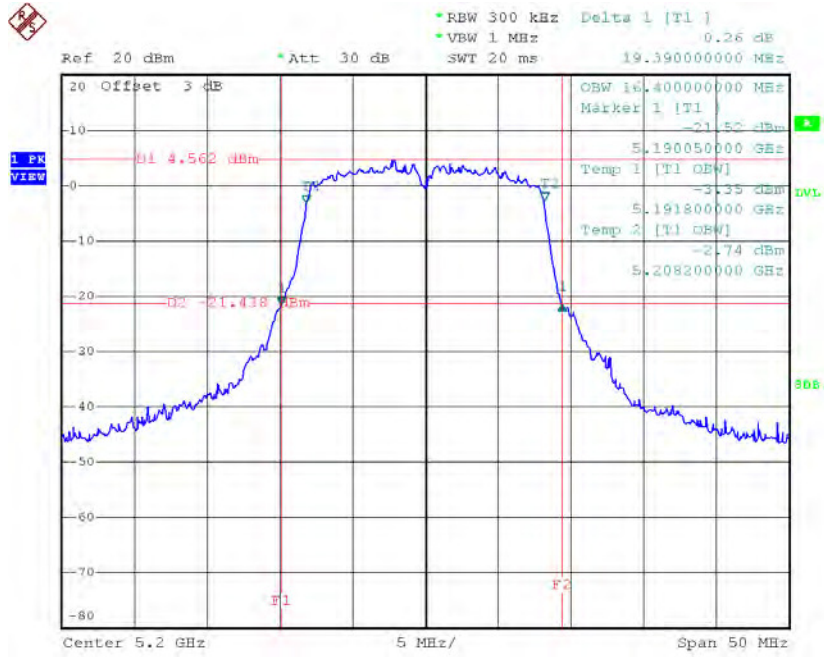
Test Mode: UNII-1/TX A Mode_CH36/CH40/CH48

Channel	Frequency (MHz)	26dB Bandwidth (MHz)	99% Occupied Bandwidth (MHz)
CH36	5180	19.75	16.40
CH40	5200	19.39	16.40
CH48	5240	19.40	16.40

TX CH36


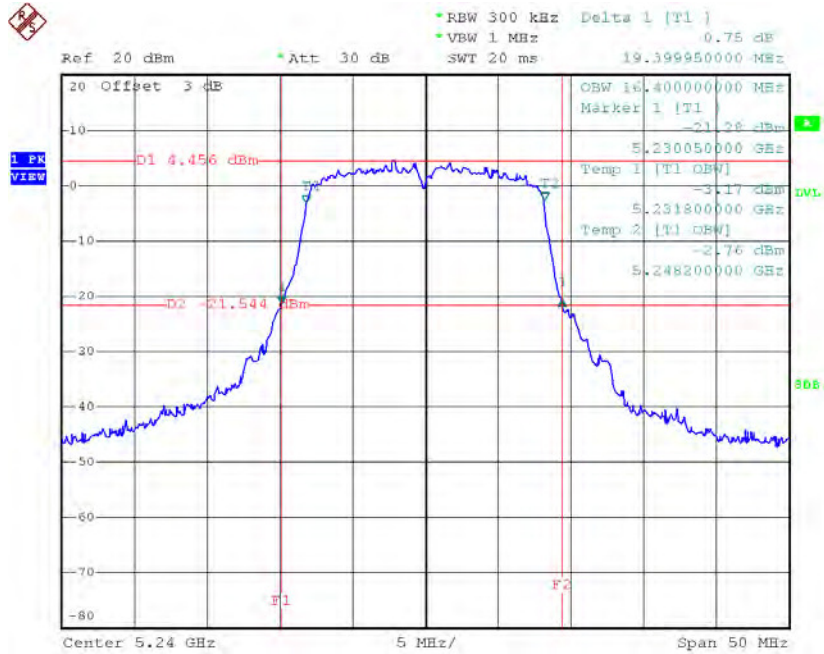
Date: 7.AUG.2016 10:53:19

TX CH40



Date: 7.AUG.2016 10:55:01

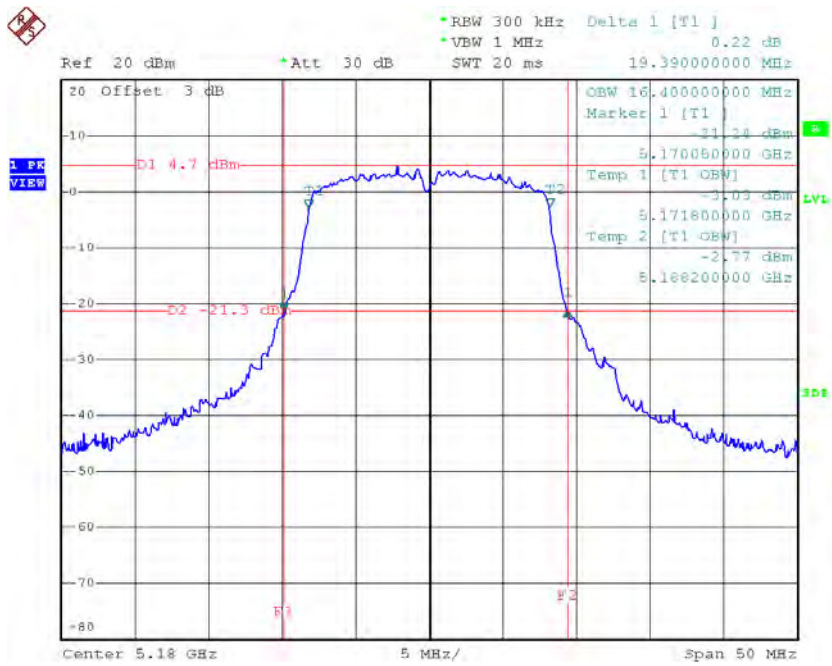
TX CH48



Date: 7.AUG.2016 10:56:37

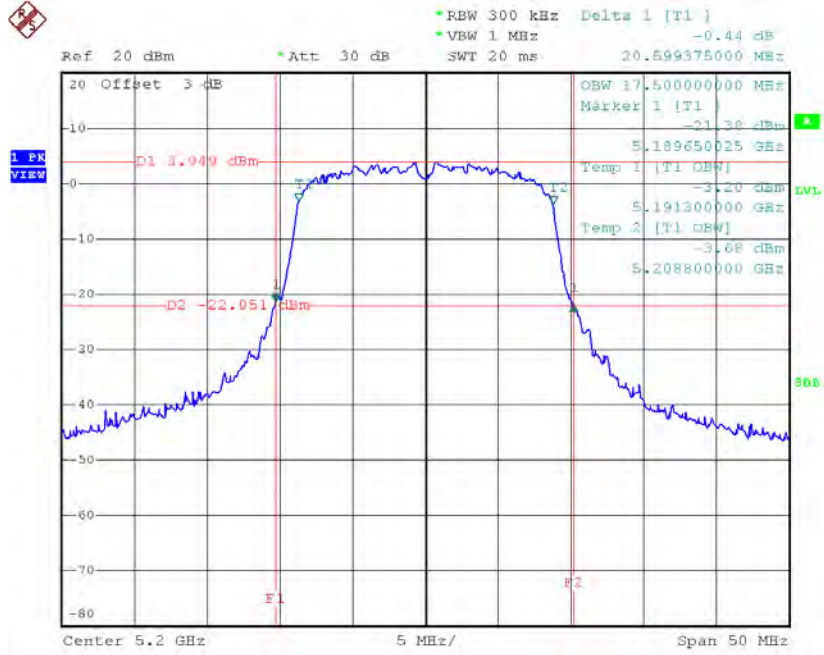
Test Mode: UNII-1/TX N20 Mode_CH36/CH40/CH48

Channel	Frequency (MHz)	26dB Bandwidth (MHz)	99% Occupied Bandwidth (MHz)
CH36	5180	19.39	16.40
CH40	5200	20.60	17.50
CH48	5240	20.75	17.50

TX CH36


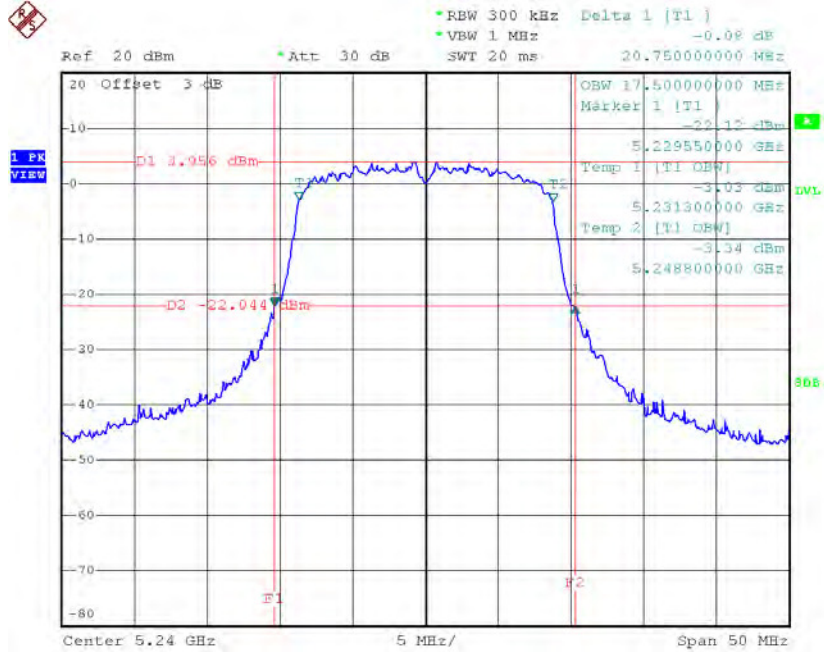
Date: 7.AUG.2016 11:43:04

TX CH40



Date: 7.AUG.2016 11:46:10

TX CH48

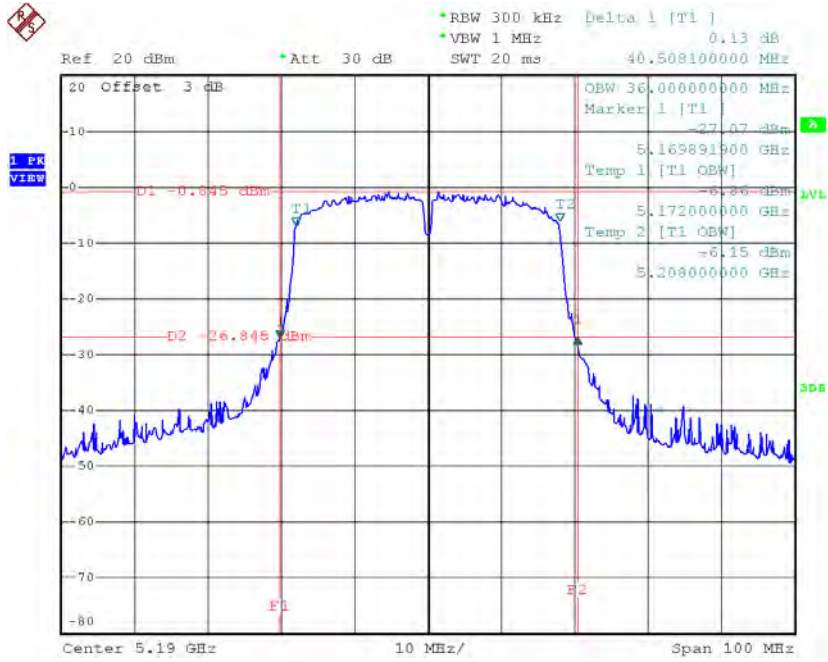


Date: 7.AUG.2016 11:47:38

Test Mode: UNII-1/TX N40 Mode_CH38/CH46

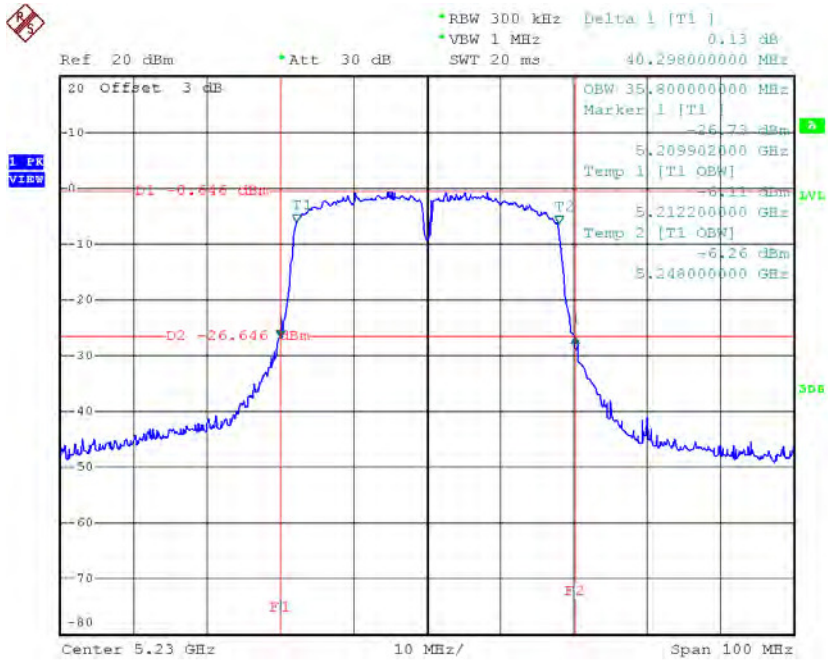
Channel	Frequency (MHz)	26dB Bandwidth (MHz)	99% Occupied Bandwidth (MHz)
CH38	5190	40.51	36.00
CH46	5230	40.30	35.80

TX CH38



Date: 7.AUG.2016 16:55:58

TX CH46

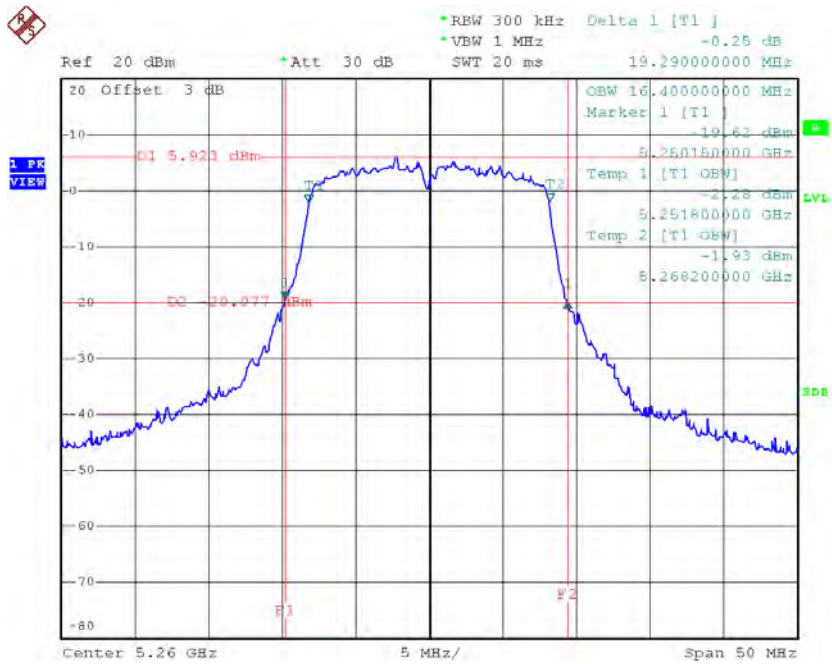


Date: 7.AUG.2016 16:58:47

Test Mode: UNII-2A/TX A Mode_CH52/CH60/CH64

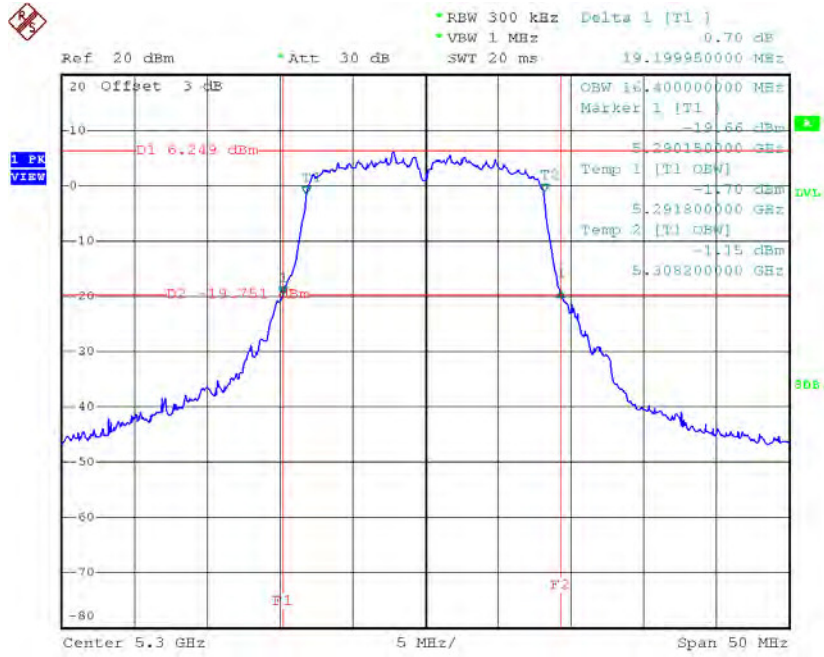
Channel	Frequency (MHz)	26dB Bandwidth (MHz)	99% Occupied Bandwidth (MHz)
CH52	5260	19.29	16.40
CH60	5300	19.20	16.40
CH64	5320	19.39	16.40

TX CH52



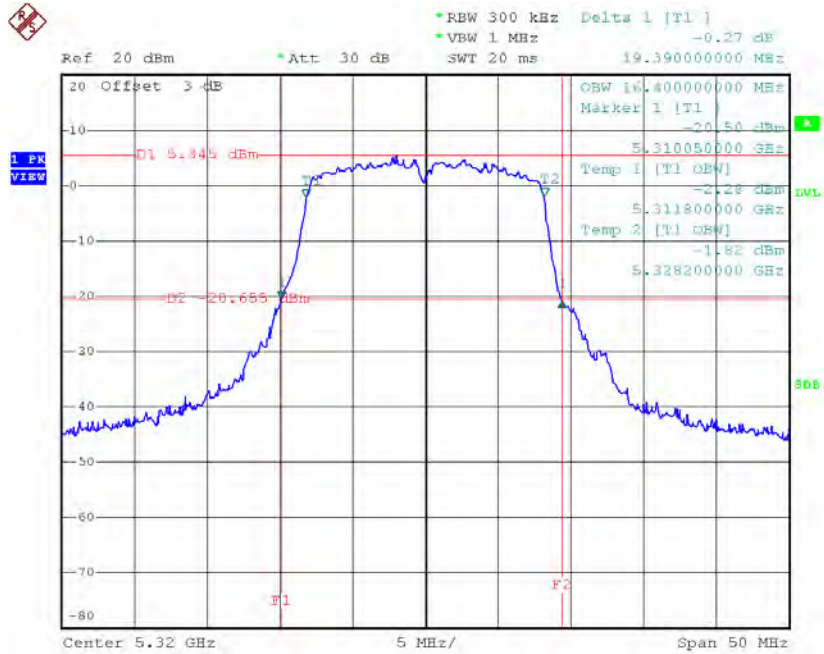
Date: 7.AUG.2016 10:58:32

TX CH60



Date: 7.AUG.2016 11:00:14

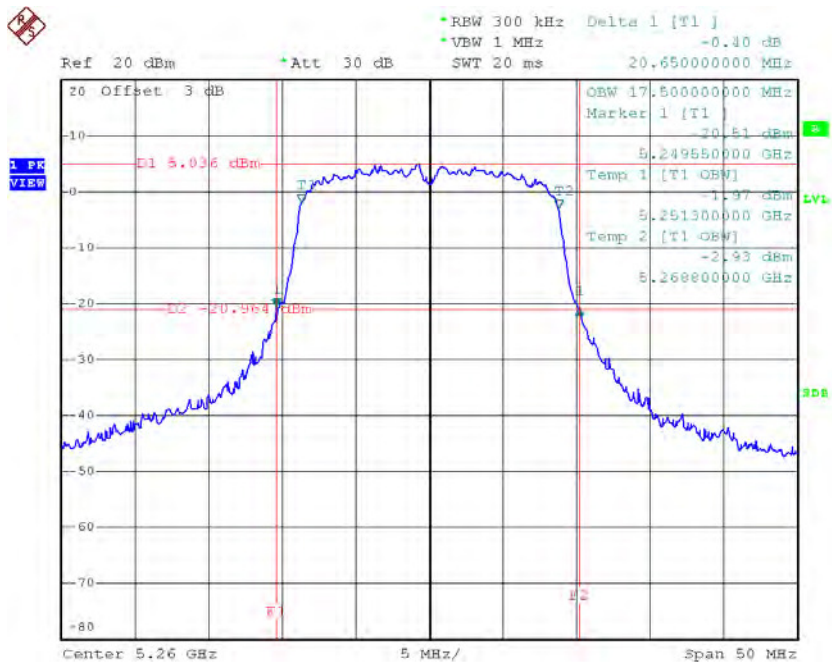
TX CH64



Date: 7.AUG.2016 11:01:38

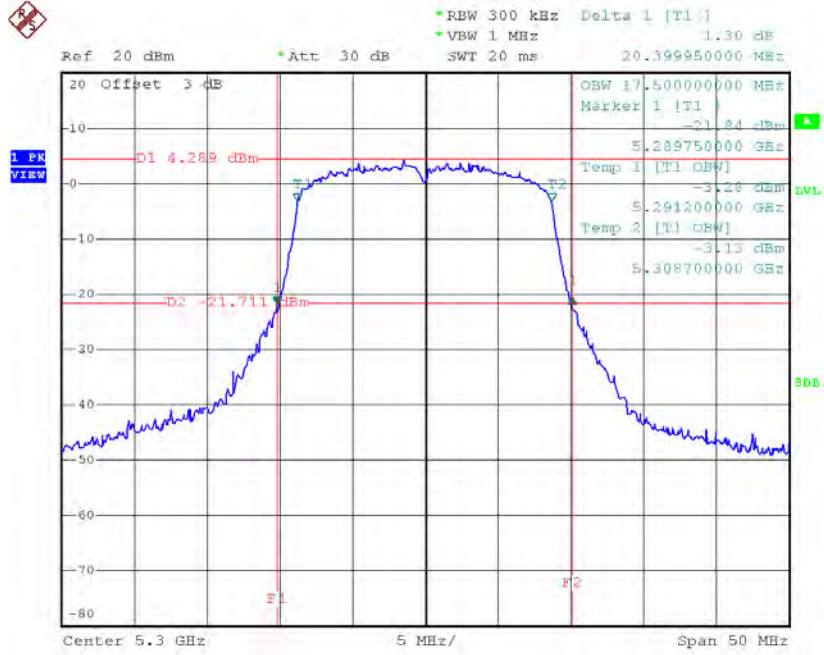
Test Mode: UNII-2A/TX N20 Mode_CH52/CH60/CH64

Channel	Frequency (MHz)	26dB Bandwidth (MHz)	99% Occupied Bandwidth (MHz)
CH52	5260	20.65	17.50
CH60	5300	20.40	17.50
CH64	5320	20.50	17.50

TX CH52


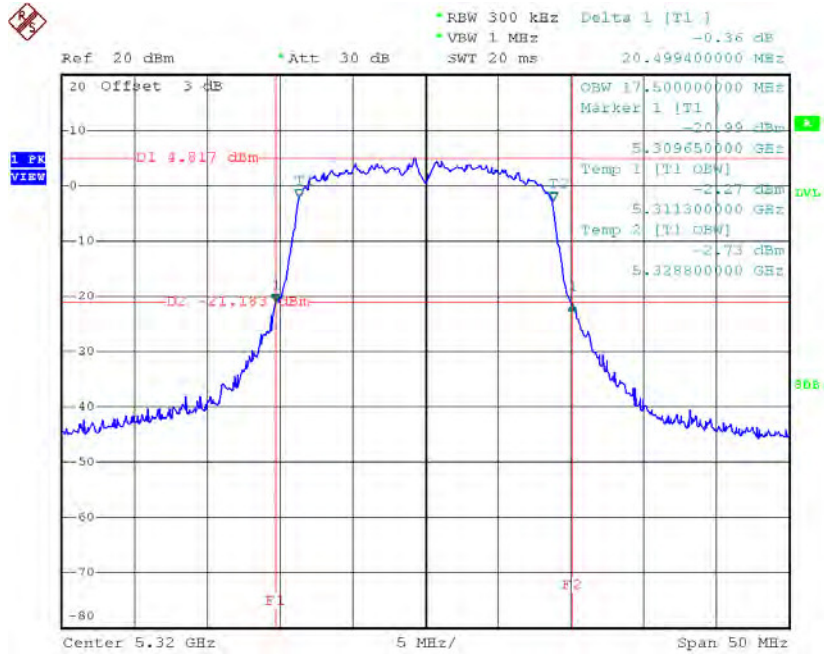
Date: 7.AUG.2016 11:49:51

TX CH60



Date: 7.AUG.2016 18:13:33

TX CH64

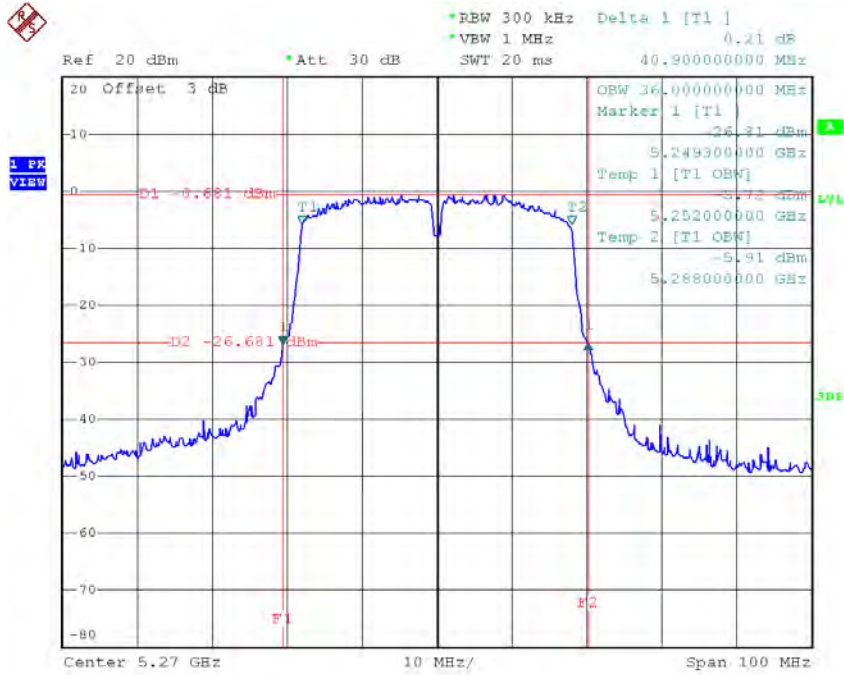


Date: 7.AUG.2016 11:53:49

Test Mode: UNII-2A/TX N40 Mode_CH54/CH62

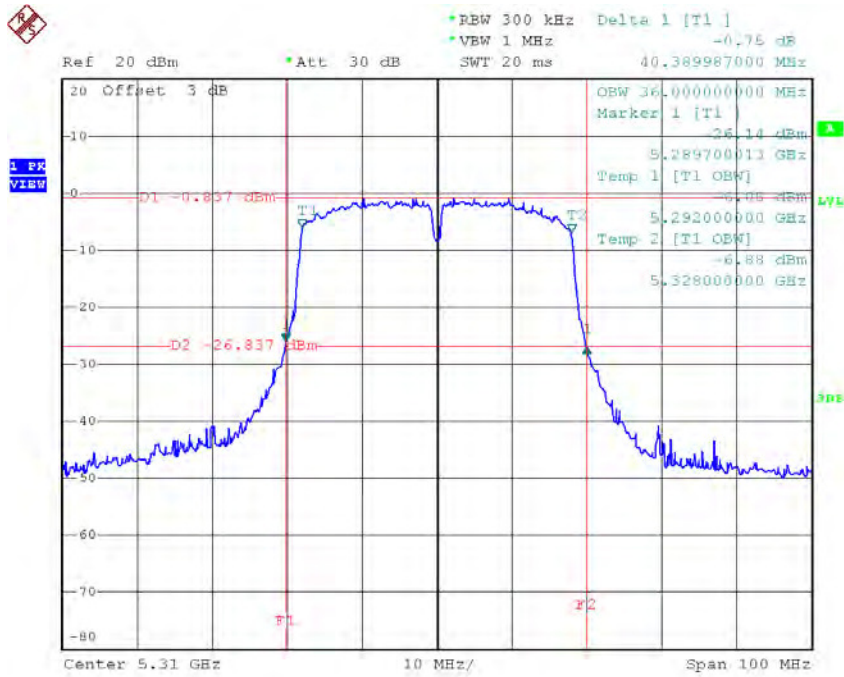
Channel	Frequency (MHz)	26dB Bandwidth (MHz)	99% Occupied Bandwidth (MHz)
CH54	5270	40.90	36.00
CH62	5310	40.39	36.00

TX CH54



Date: 7.AUG.2016 17:00:53

TX CH62

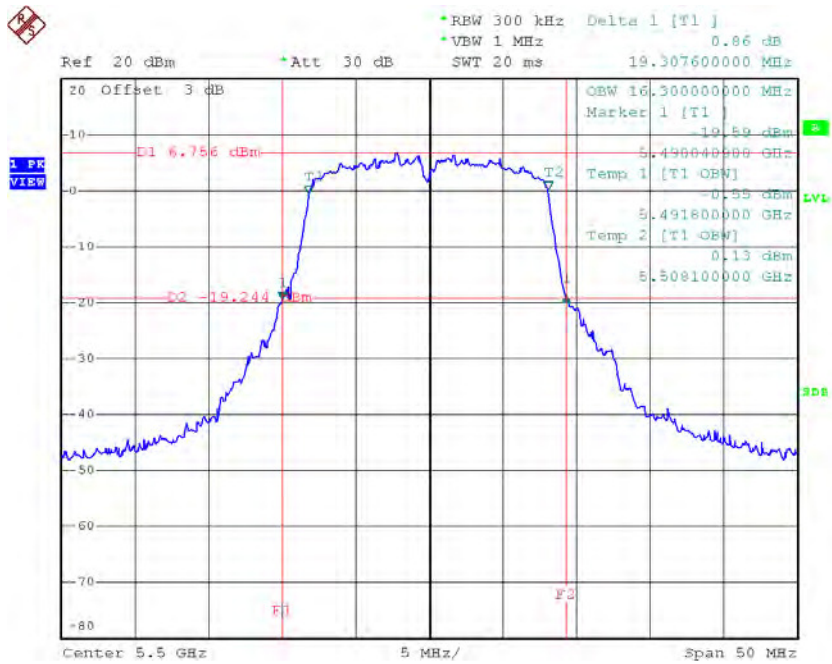


Date: 7.AUG.2016 17:02:47

Test Mode: UNII-2C/TX A Mode_CH100/CH116/CH140

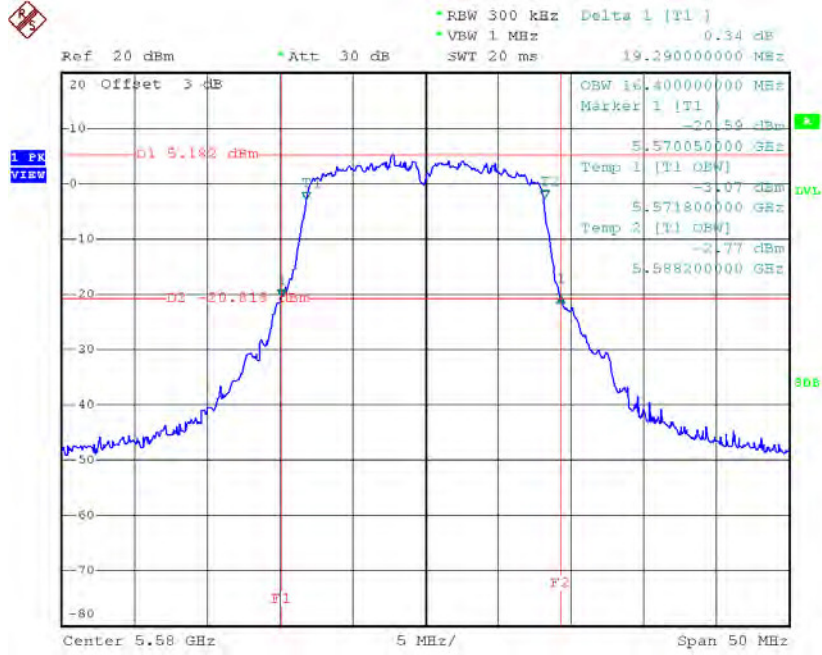
Channel	Frequency (MHz)	26dB Bandwidth (MHz)	99% Occupied Bandwidth (MHz)
CH100	5500	19.31	16.30
CH116	5580	19.29	16.40
CH140	5700	19.49	16.40

TX CH100



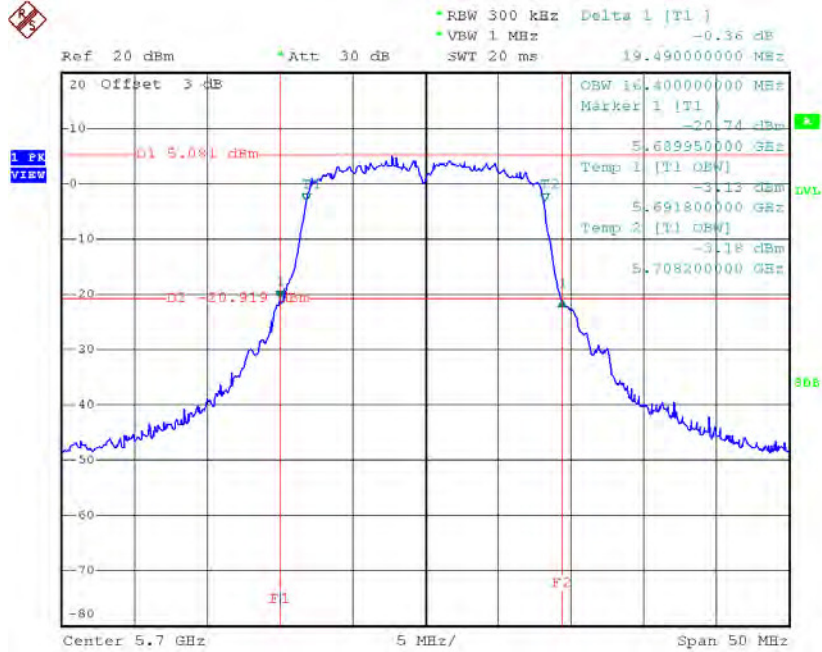
Date: 7.AUG.2016 11:05:57

TX CH116



Date: 7.AUG.2016 11:11:30

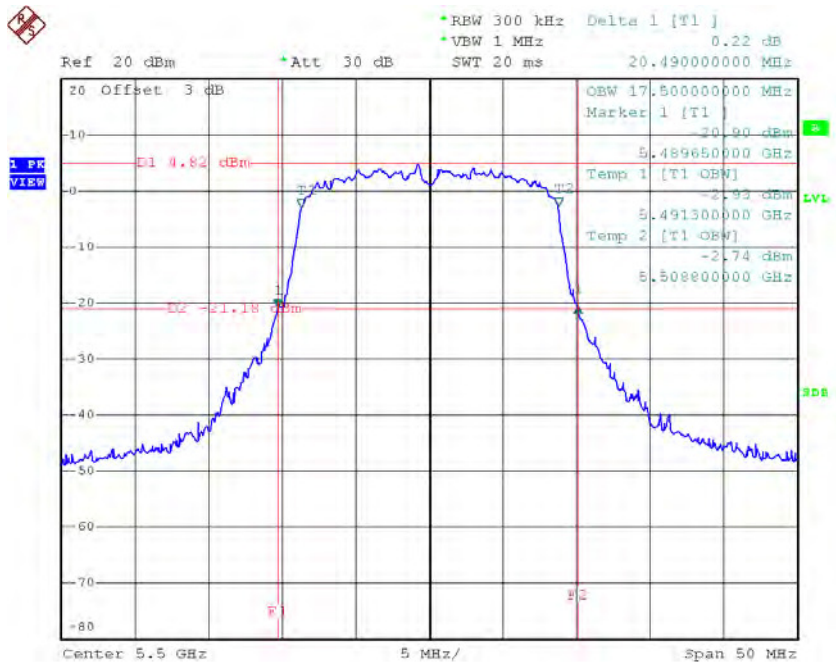
TX CH140



Date: 7.AUG.2016 11:24:16

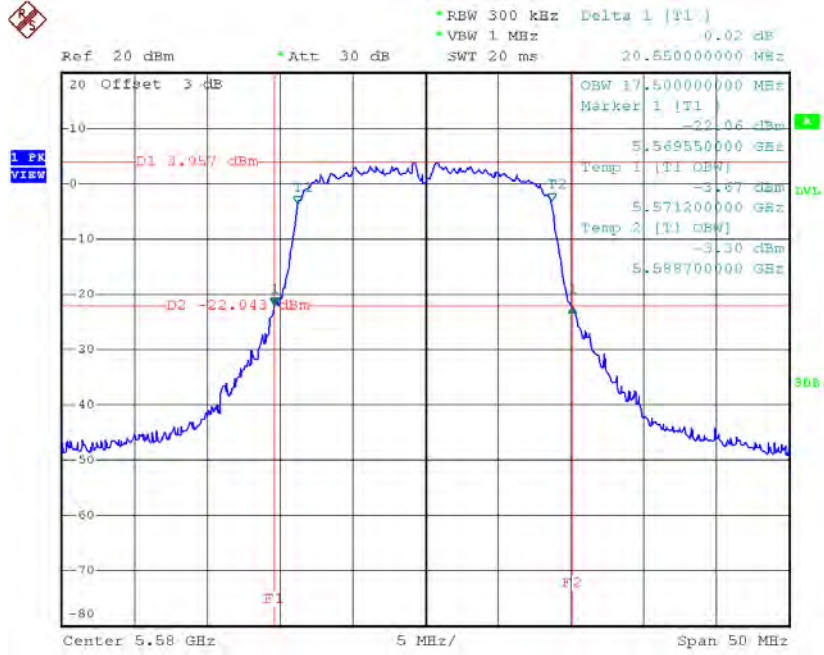
Test Mode: UNII-2C/TX N20 Mode_CH100/CH116/CH140

Channel	Frequency (MHz)	26dB Bandwidth (MHz)	99% Occupied Bandwidth (MHz)
CH100	5500	20.49	17.50
CH116	5580	20.55	17.50
CH140	5700	20.30	17.50

TX CH100


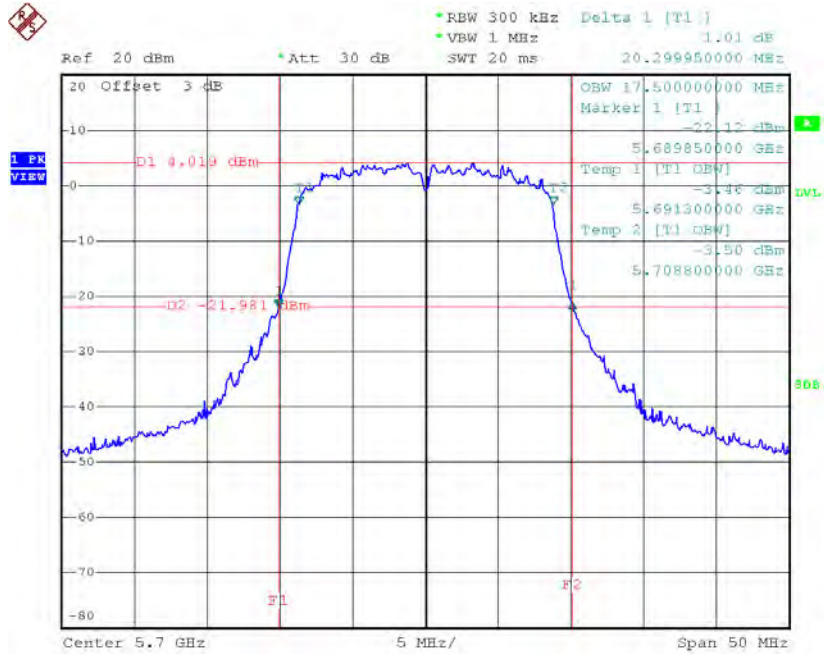
Date: 7.AUG.2016 11:56:44

TX CH116



Date: 7.AUG.2016 11:58:48

TX CH140

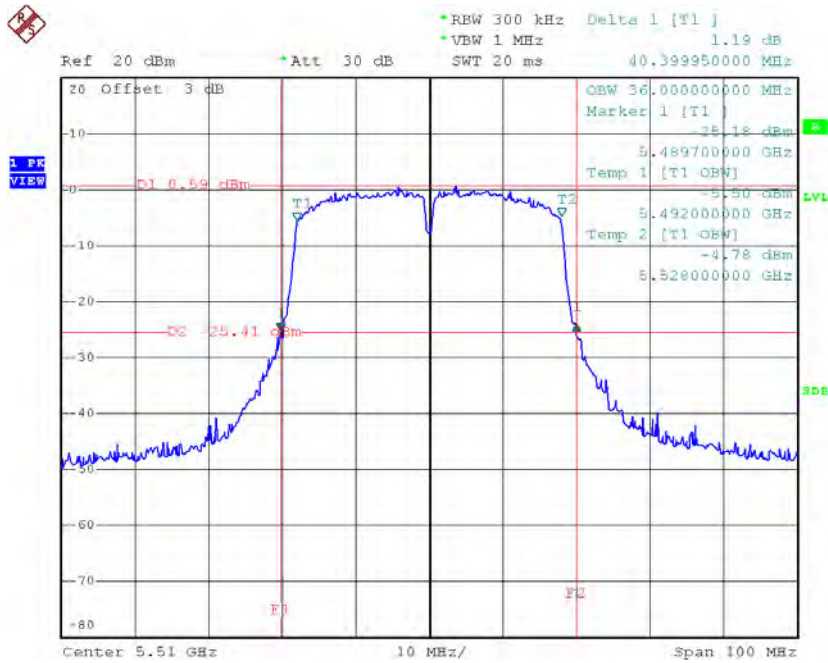


Date: 7.AUG.2016 12:02:51

Test Mode: UNII-2C/TX N40 Mode_CH102/CH110/CH134

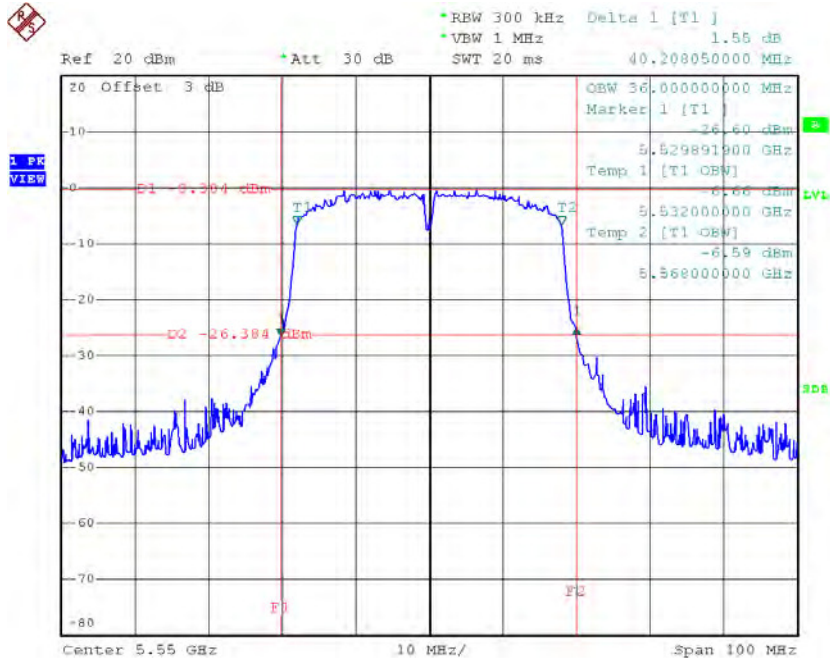
Channel	Frequency (MHz)	26dB Bandwidth (MHz)	99% Occupied Bandwidth (MHz)
CH102	5510	40.40	36.00
CH110	5550	40.21	36.00
CH134	5670	39.99	36.00

TX CH102



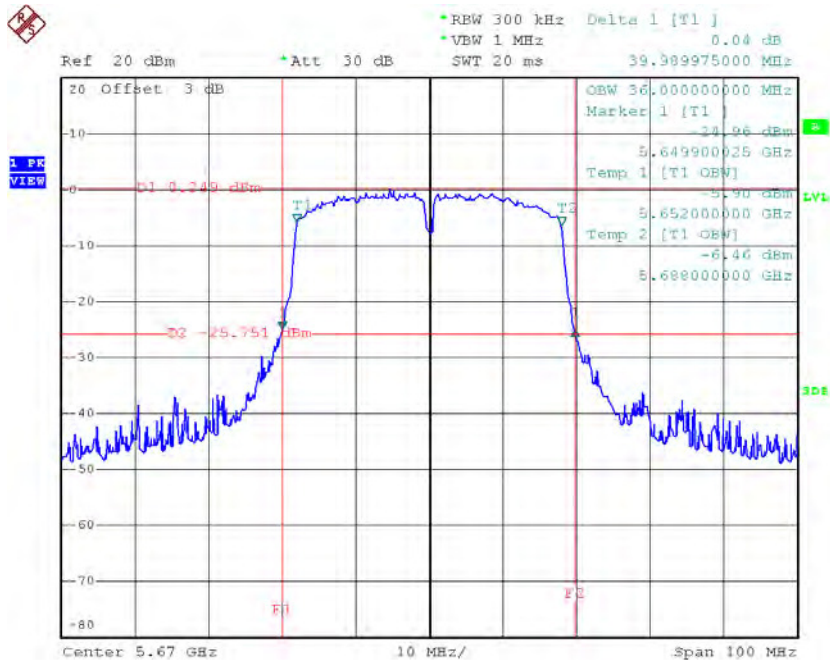
Date: 7.AUG.2016 17:04:31

TX CH110



Date: 7.AUG.2016 17:06:22

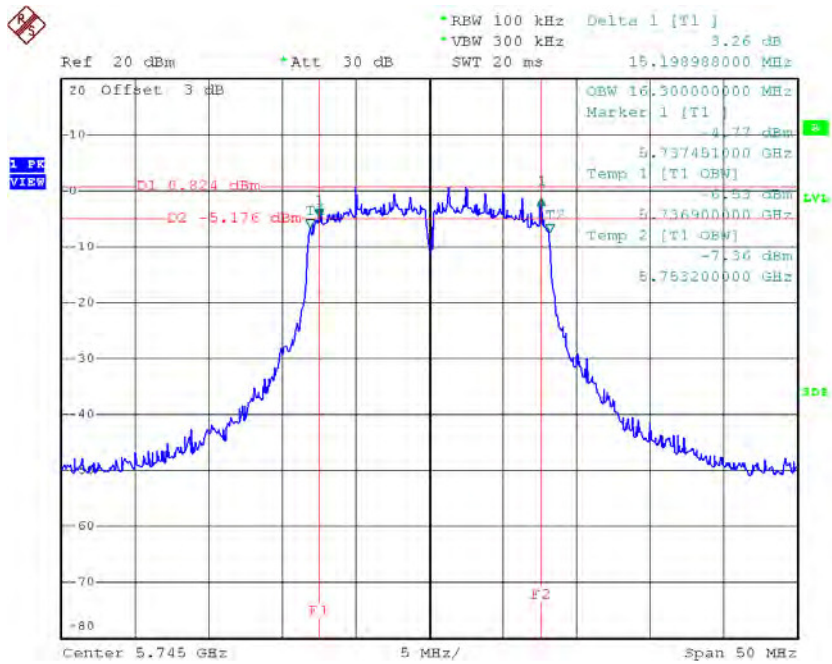
TX CH134



Date: 7.AUG.2016 17:07:54

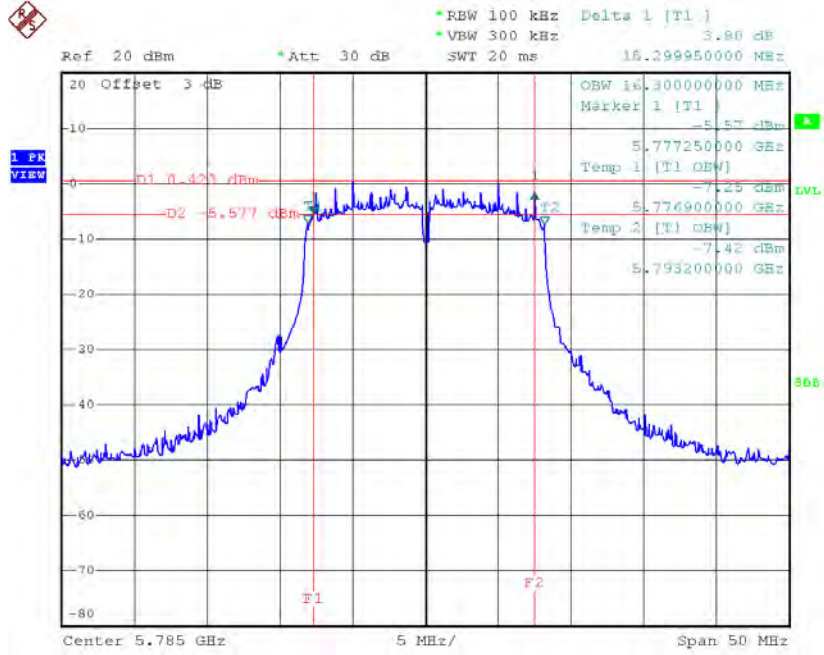
Test Mode: UNII-3/ TX A Mode_CH149/CH157/CH165

Channel	Frequency (MHz)	6dB Bandwidth (MHz)	99% Occupied Bandwidth (MHz)	Limit (kHz)
CH149	5745	15.20	16.30	>=500
CH157	5785	15.30	16.30	>=500
CH165	5825	15.65	16.40	>=500

TX CH 149


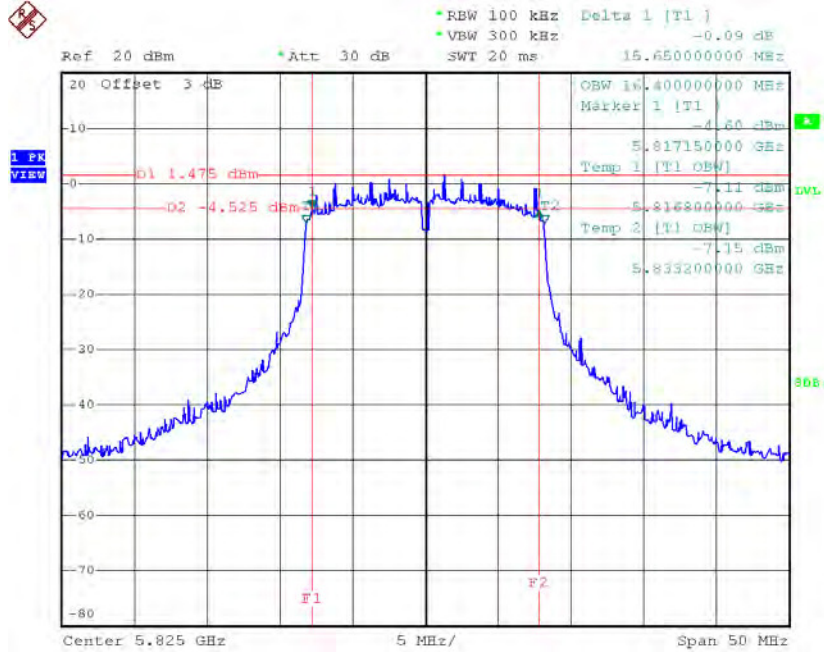
Date: 7.AUG.2016 11:28:48

TX CH 157



Date: 7.AUG.2016 11:30:45

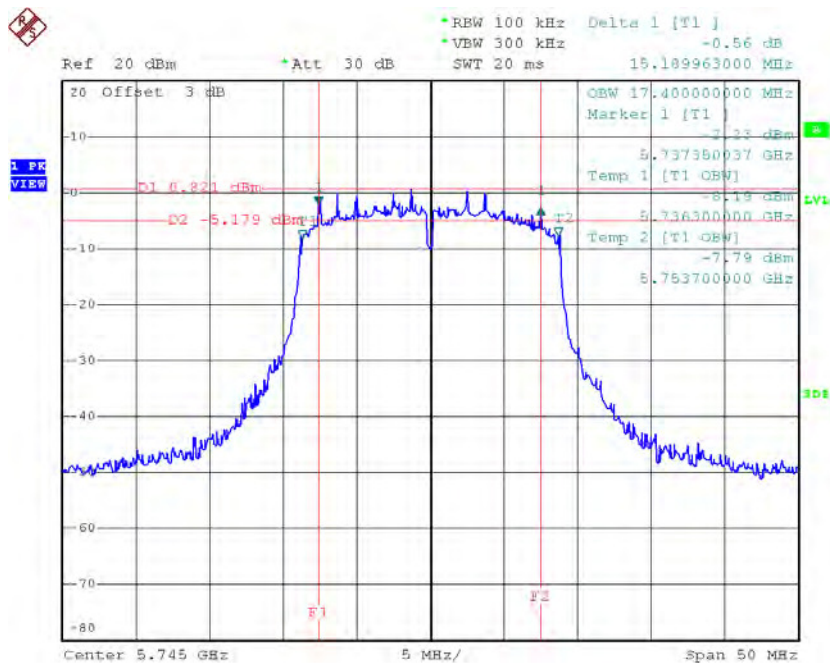
TX CH 165



Date: 7.AUG.2016 11:35:54

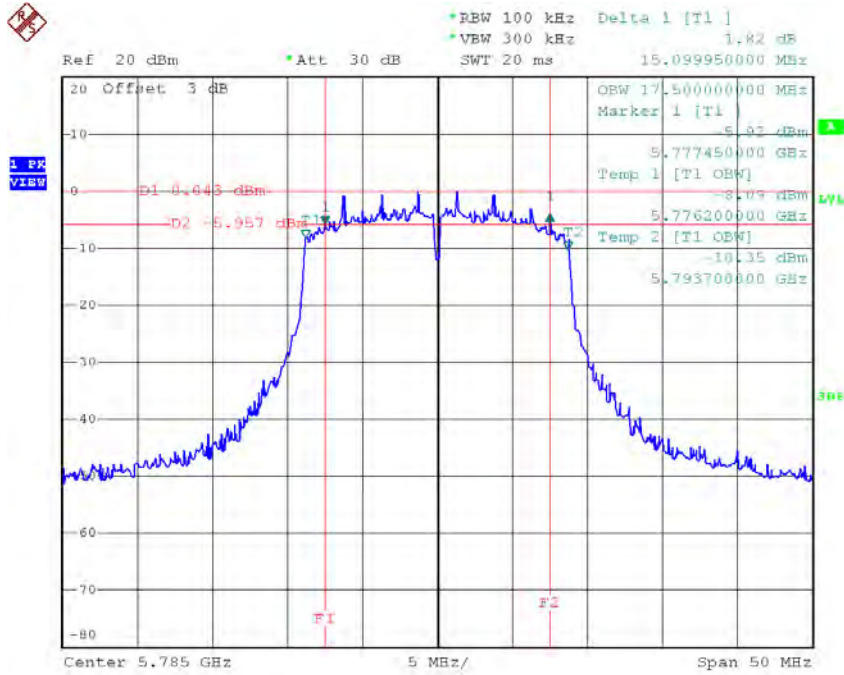
Test Mode: UNII-3/ TX N20 Mode_CH149/CH157/CH165

Channel	Frequency (MHz)	6dB Bandwidth (MHz)	99% Occupied Bandwidth (MHz)	Limit (kHz)
CH149	5745	15.19	17.40	>=500
CH157	5785	15.10	17.50	>=500
CH165	5825	15.15	17.40	>=500

TX CH 149


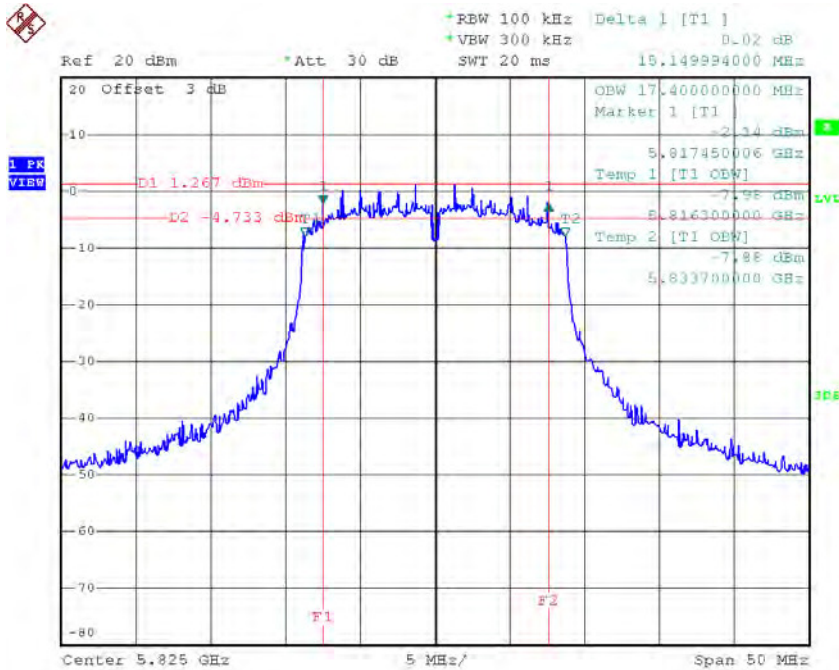
Date: 7.AUG.2016 12:05:03

TX CH 157



Date: 7.AUG.2016 12:15:56

TX CH 165

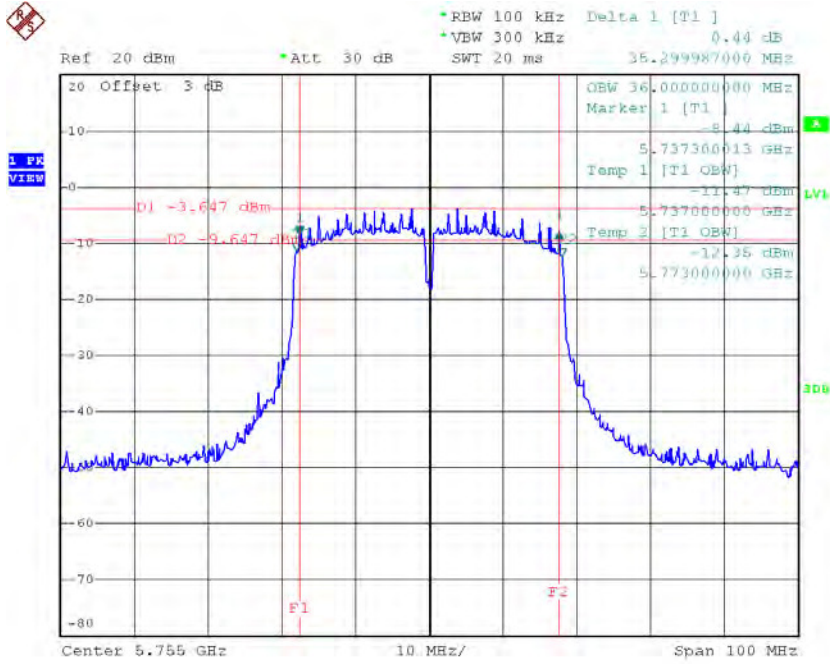


Date: 7.AUG.2016 12:19:34

Test Mode: UNII-3/ TX N40 Mode_CH151/CH159

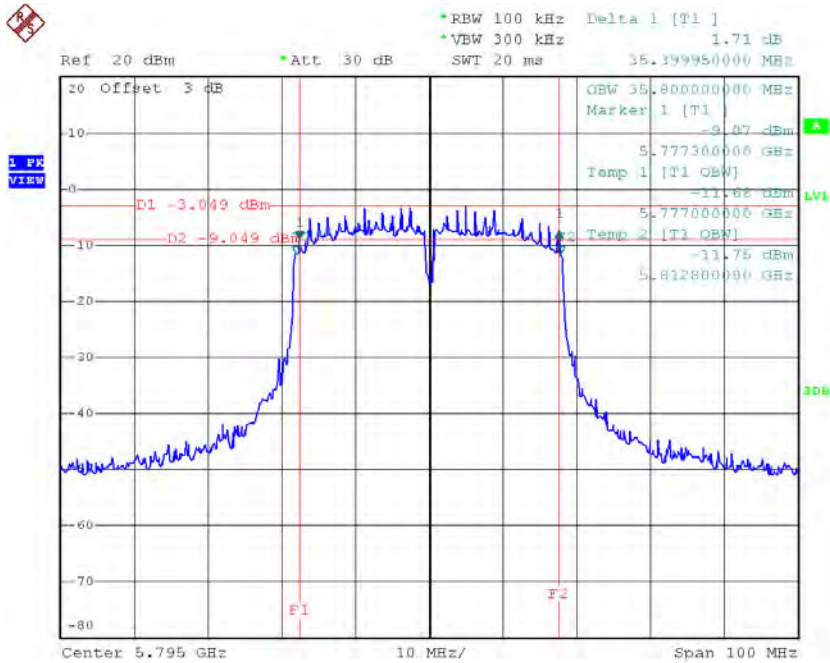
Channel	Frequency (MHz)	6dB Bandwidth (MHz)	99% Occupied Bandwidth (MHz)	Limit (kHz)
CH151	5755	35.30	36.00	>=500
CH159	5795	35.40	35.80	>=500

TX CH 151



Date: 7.AUG.2016 17:10:00

TX CH 159

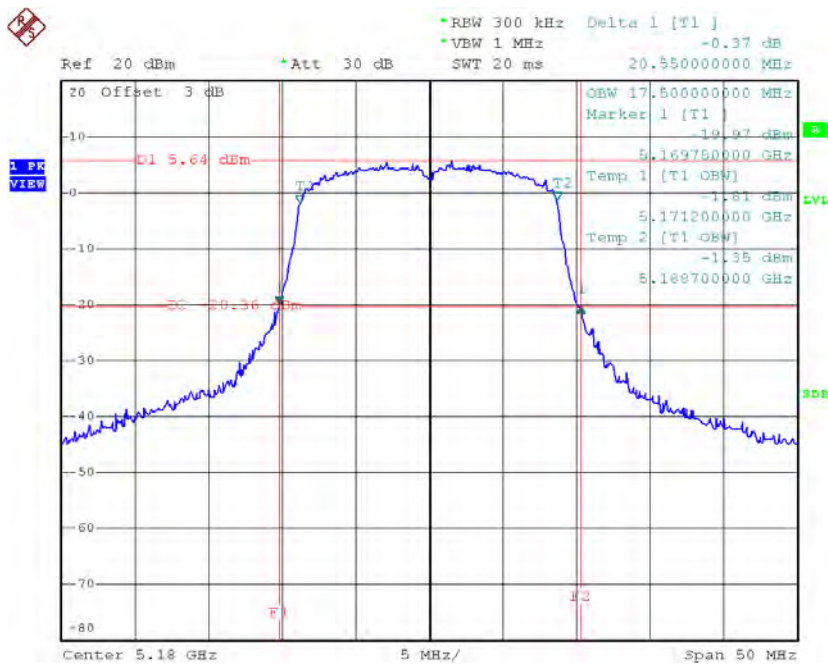


Date: 7.AUG.2016 17:12:01

Test Mode: UNII-1/TX AC20 Mode_CH36/CH40/CH48

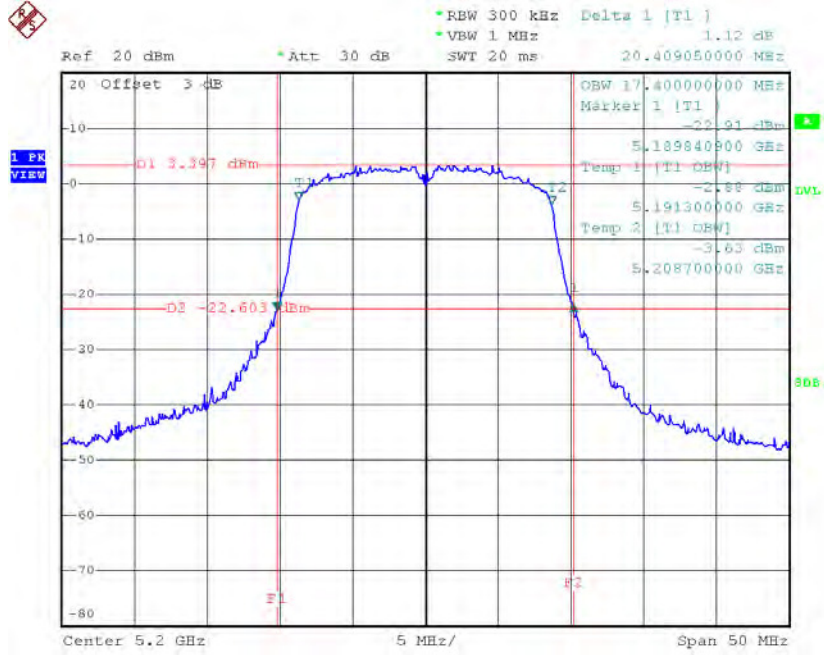
Channel	Frequency (MHz)	26dB Bandwidth (MHz)	99% Occupied Bandwidth (MHz)
CH36	5180	20.55	17.50
CH40	5200	20.41	17.40
CH48	5240	20.59	17.60

TX CH36



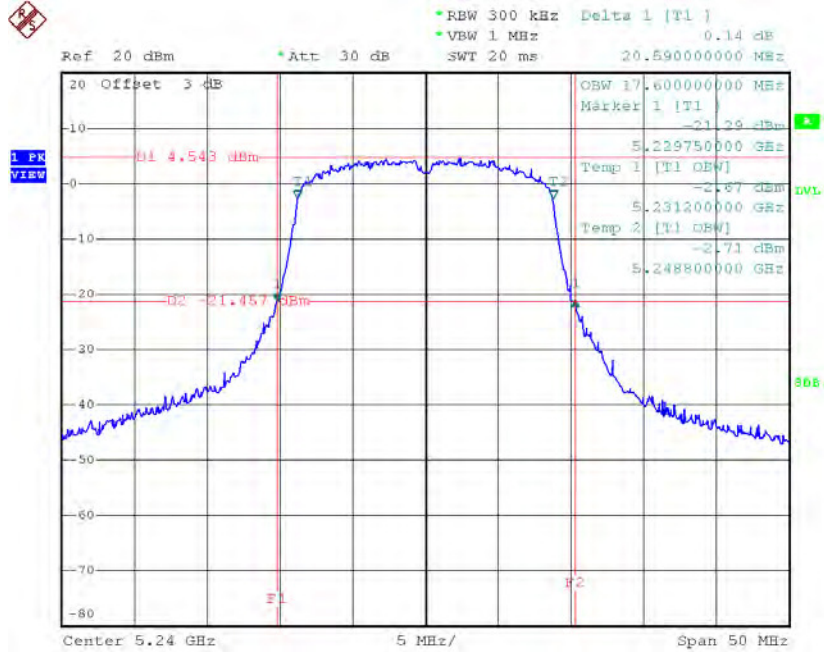
Date: 7.AUG.2016 16:19:07

TX CH40



Date: 7.AUG.2016 16:21:00

TX CH48

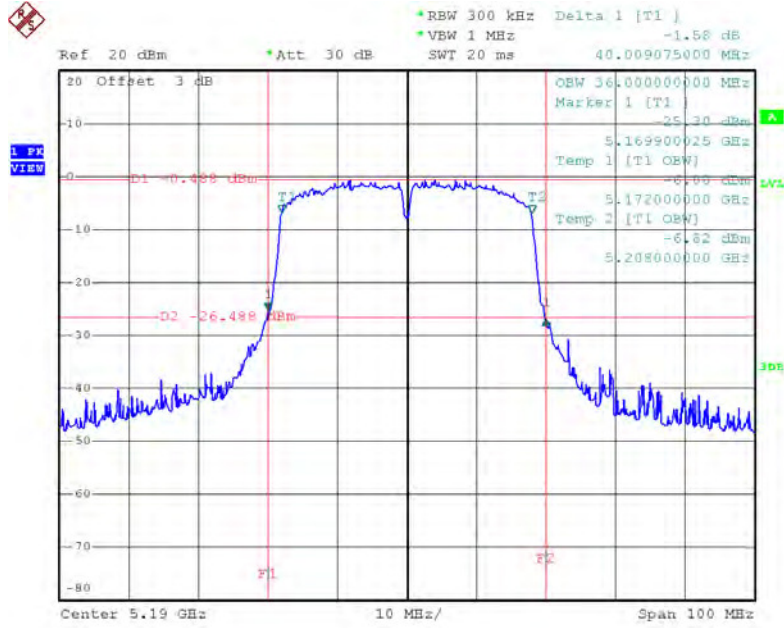


Date: 7.AUG.2016 16:22:40

Test Mode: UNII-1/TX AC40 Mode_CH38/CH46

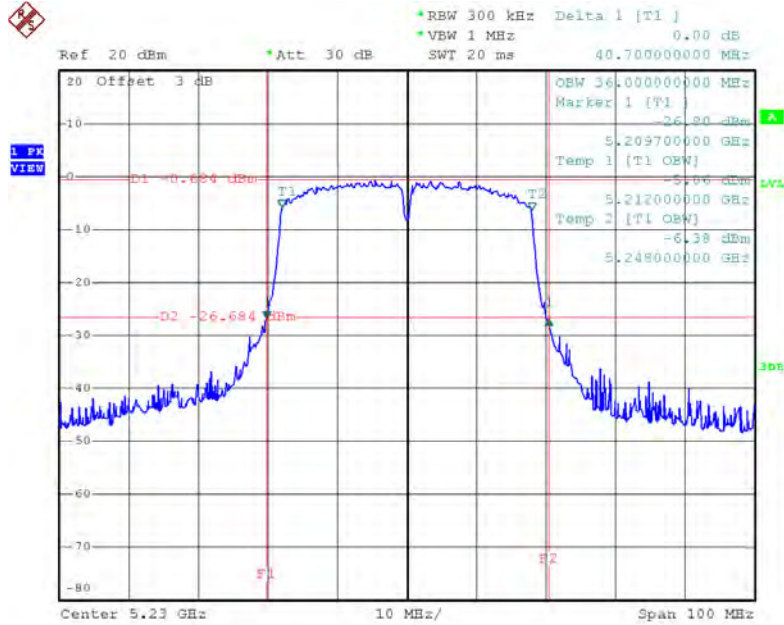
Channel	Frequency (MHz)	26dB Bandwidth (MHz)	99% Occupied Bandwidth (MHz)
CH38	5190	40.01	36.00
CH46	5230	40.70	36.00

TX CH38



Date: 7.AUG.2016 17:21:13

TX CH46

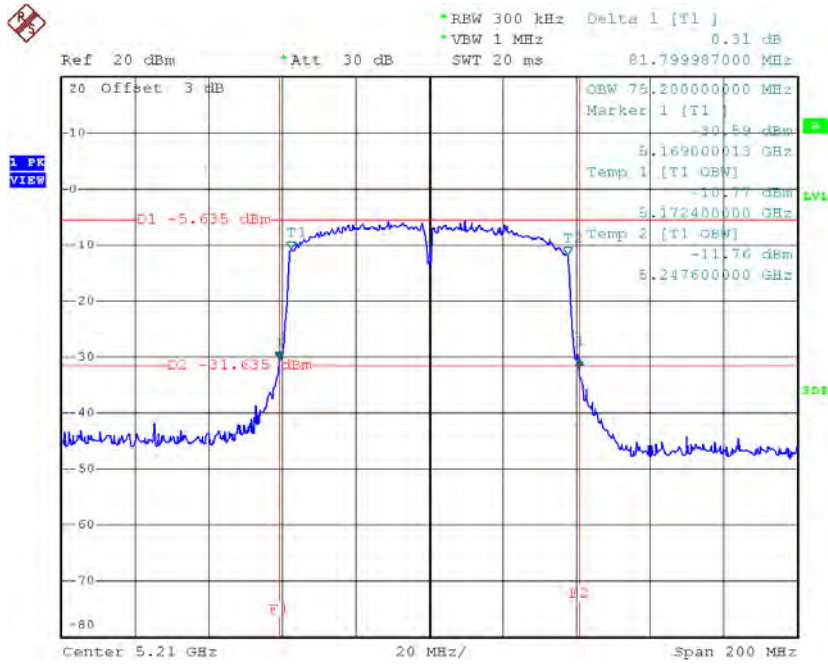


Date: 7.AUG.2016 17:23:30

Test Mode: UNII-1/TX AC80 Mode_CH42

Channel	Frequency (MHz)	26dB Bandwidth (MHz)	99% Occupied Bandwidth (MHz)
CH42	5210	81.80	75.20

TX CH42

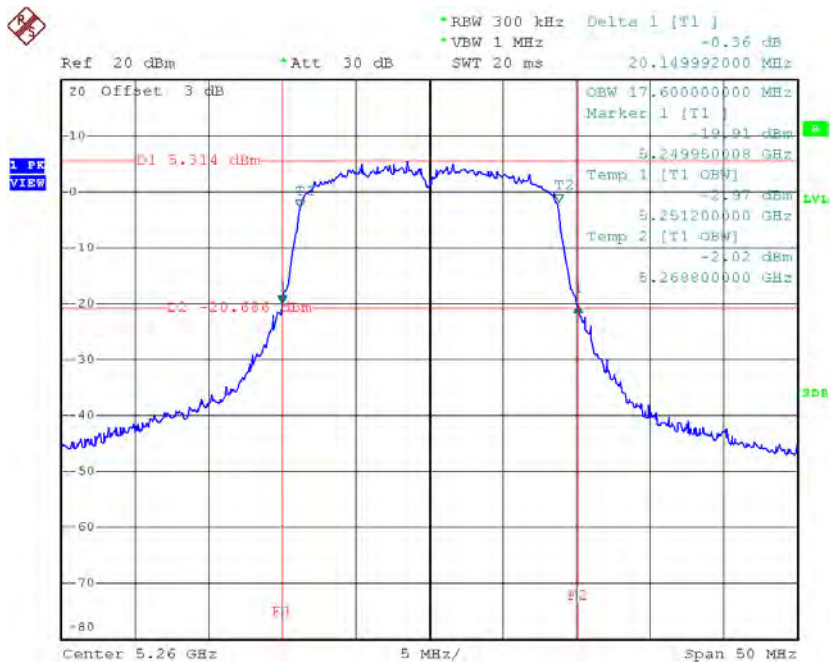


Date: 7.AUG.2016 17:55:58

Test Mode: UNII-2A/TX AC20 Mode_CH52/CH60/CH64

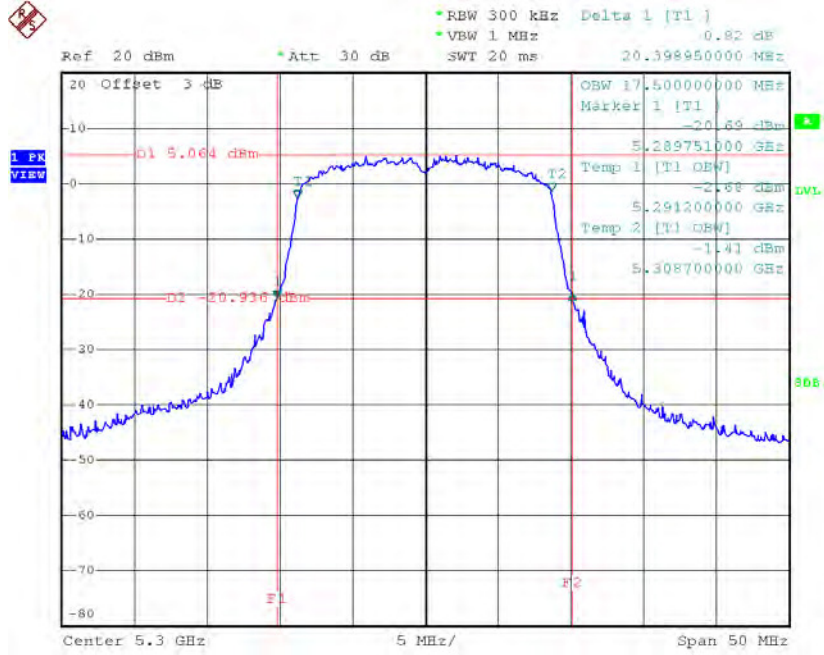
Channel	Frequency (MHz)	26dB Bandwidth (MHz)	99% Occupied Bandwidth (MHz)
CH52	5260	20.15	17.60
CH60	5300	20.40	17.50
CH64	5320	20.65	17.50

TX CH52



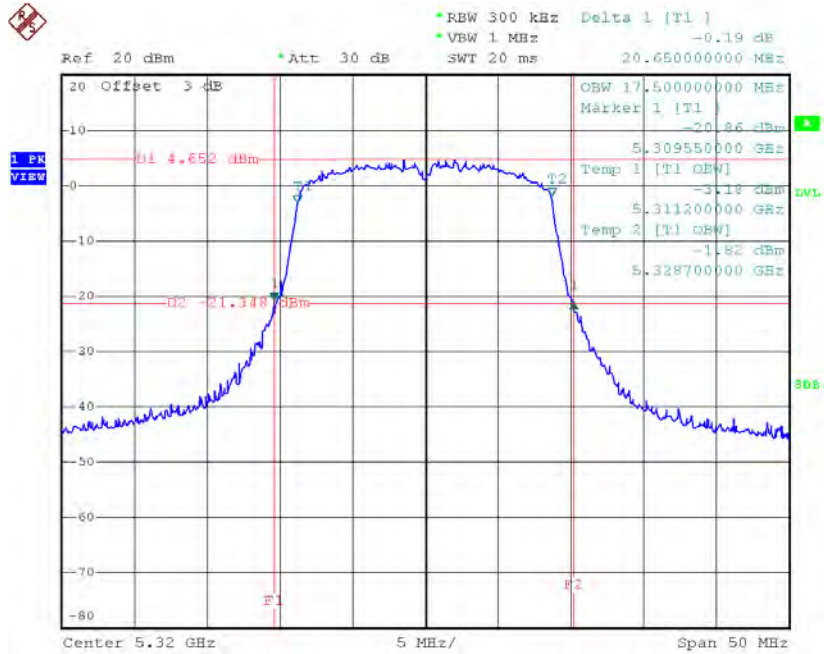
Date: 7.AUG.2016 16:32:26

TX CH60



Date: 7.AUG.2016 16:35:28

TX CH64

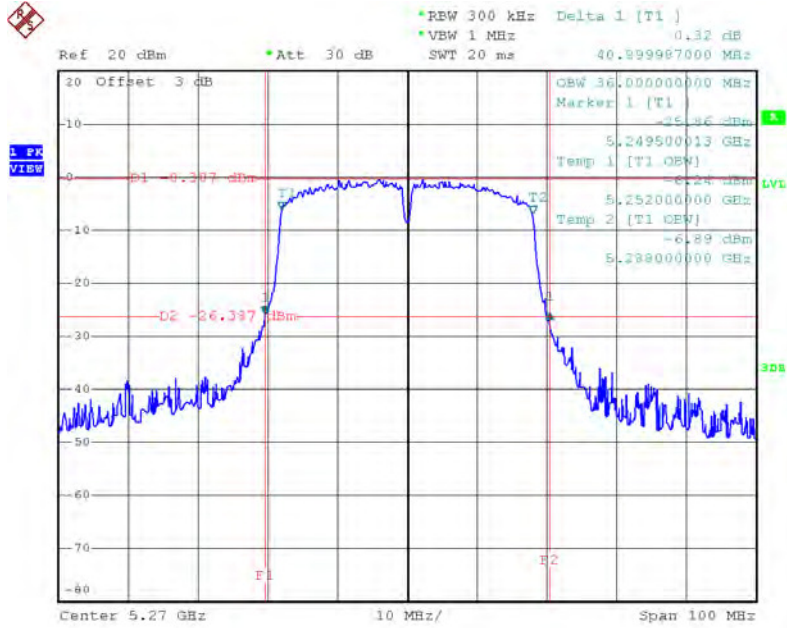


Date: 7.AUG.2016 16:37:10

Test Mode: UNII-2A/TX AC40 Mode_CH54/CH62

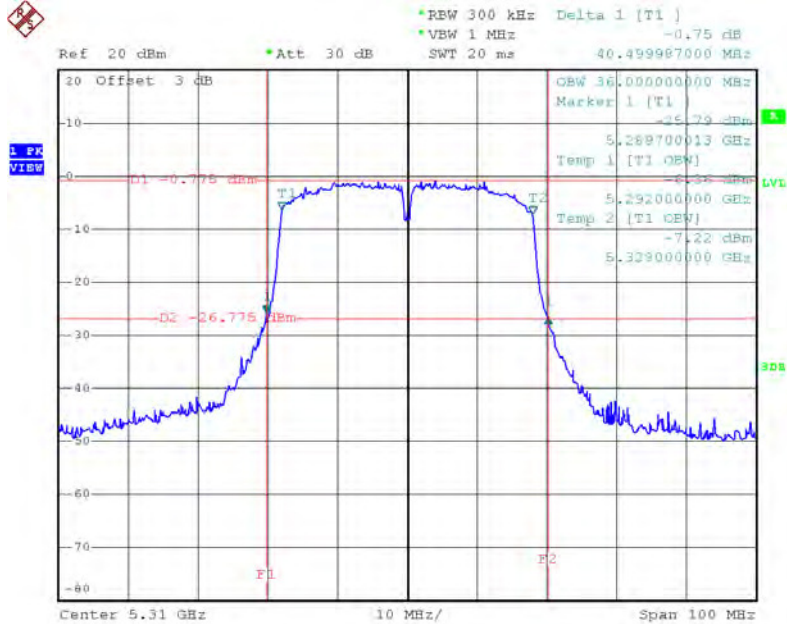
Channel	Frequency (MHz)	26dB Bandwidth (MHz)	99% Occupied Bandwidth (MHz)
CH54	5270	40.90	36.00
CH62	5310	40.50	36.00

TX CH54



Date: 7.AUG.2016 17:25:16

TX CH62

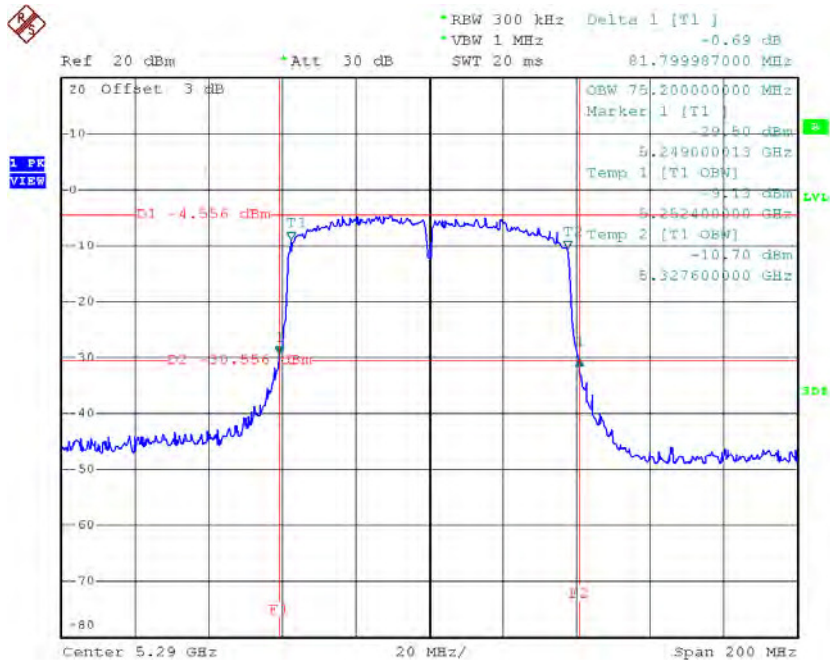


Date: 7.AUG.2016 17:28:42

Test Mode: UNII-2A/TX AC80 Mode_CH58

Channel	Frequency (MHz)	26dB Bandwidth (MHz)	99% Occupied Bandwidth (MHz)
CH58	5290	81.80	75.20

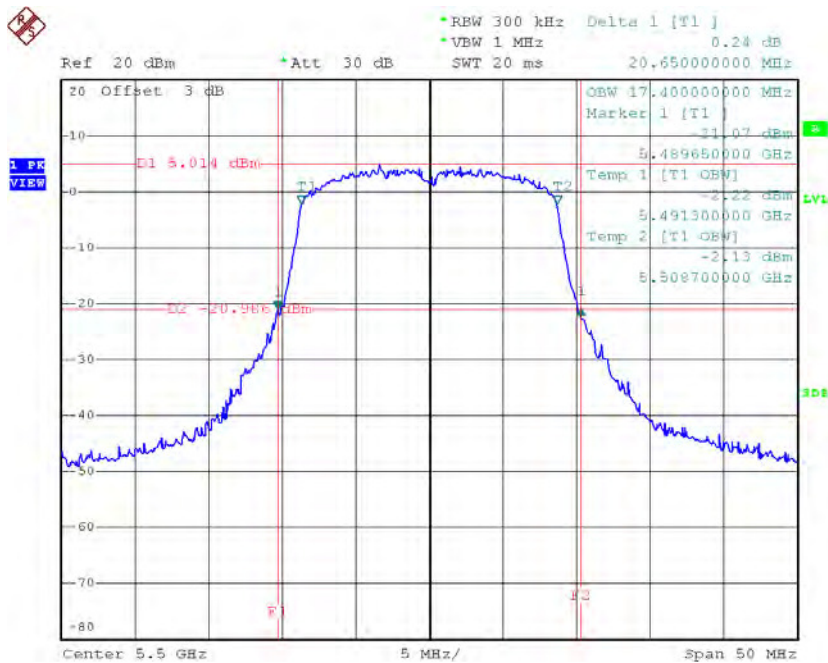
TX CH58



Date: 7.AUG.2016 17:58:28

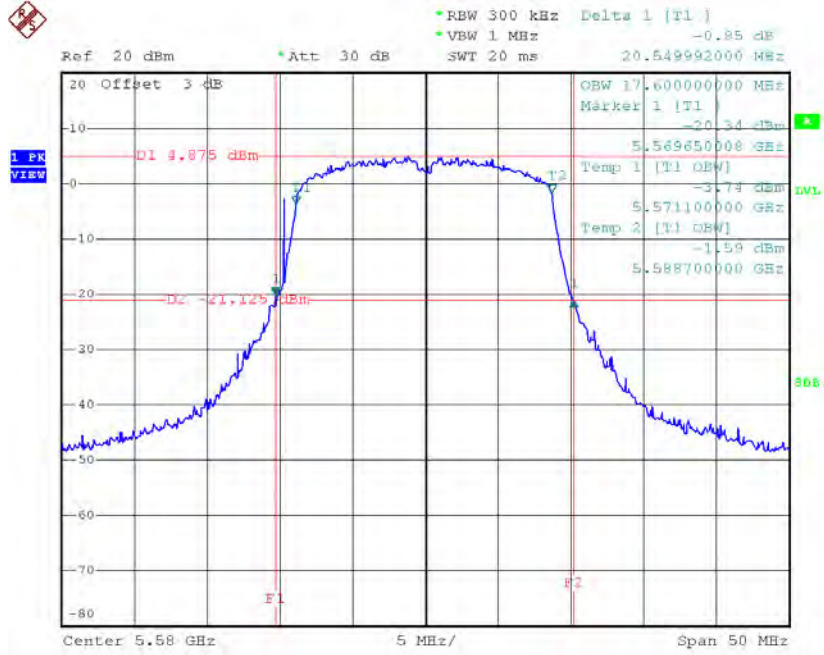
Test Mode: UNII-2C/TX AC20 Mode_CH100/CH116/CH140

Channel	Frequency (MHz)	26dB Bandwidth (MHz)	99% Occupied Bandwidth (MHz)
CH100	5500	20.65	17.40
CH116	5580	20.55	17.60
CH140	5700	20.59	17.50

TX CH100


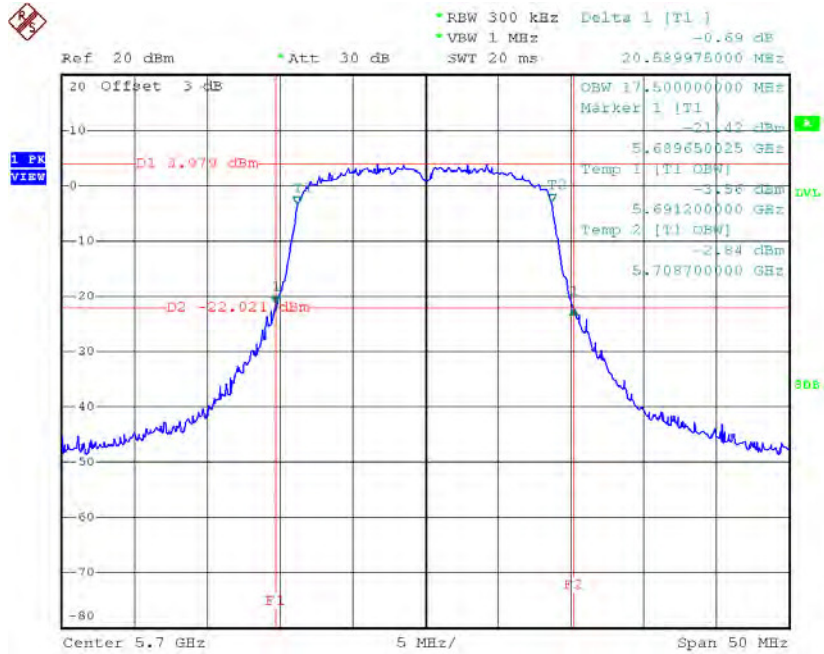
Date: 7.AUG.2016 16:42:49

TX CH116



Date: 7.AUG.2016 16:44:36

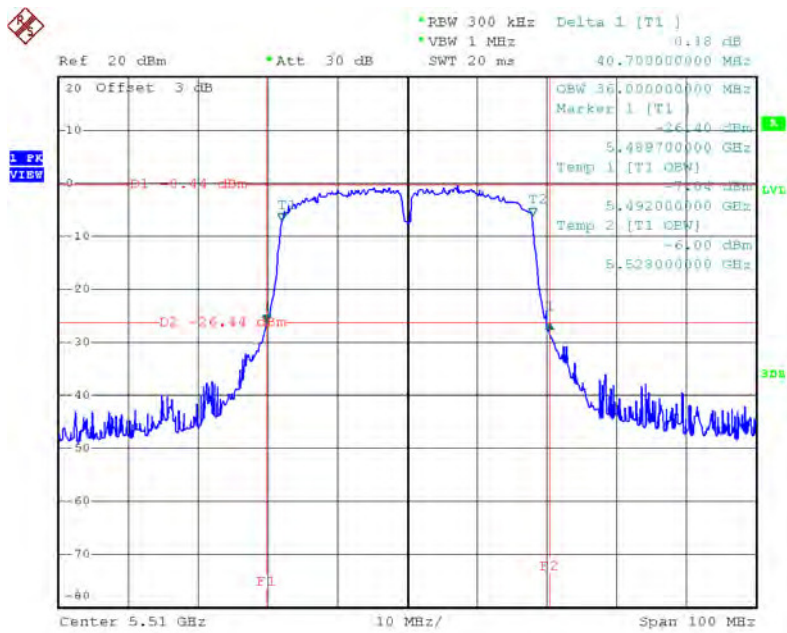
TX CH140



Date: 7.AUG.2016 16:46:12

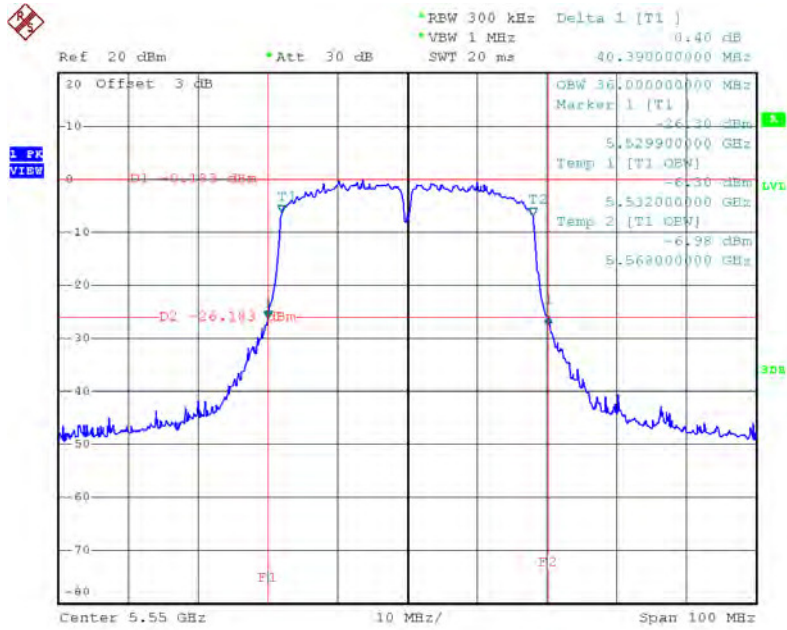
Test Mode: UNII-2C/TX AC40 Mode_CH102/CH110/CH134

Channel	Frequency (MHz)	26dB Bandwidth (MHz)	99% Occupied Bandwidth (MHz)
CH102	5510	40.70	36.00
CH110	5550	40.39	36.00
CH134	5670	40.19	36.00

TX CH102


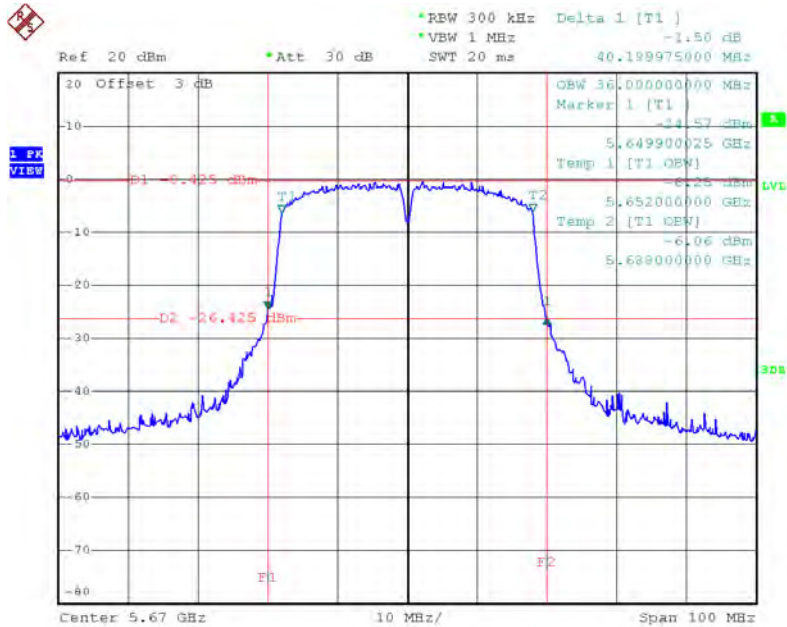
Date: 7.AUG.2016 17:35:48

TX CH110



Date: 7.AUG.2016 17:41:02

TX CH134

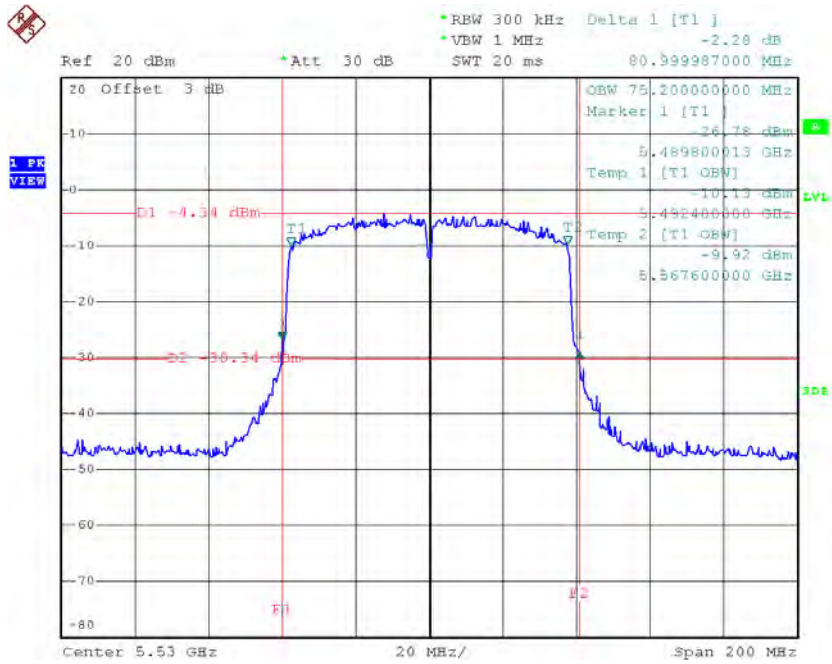


Date: 7.AUG.2016 17:44:24

Test Mode: UNII-2C/TX AC80 Mode_CH106/CH122

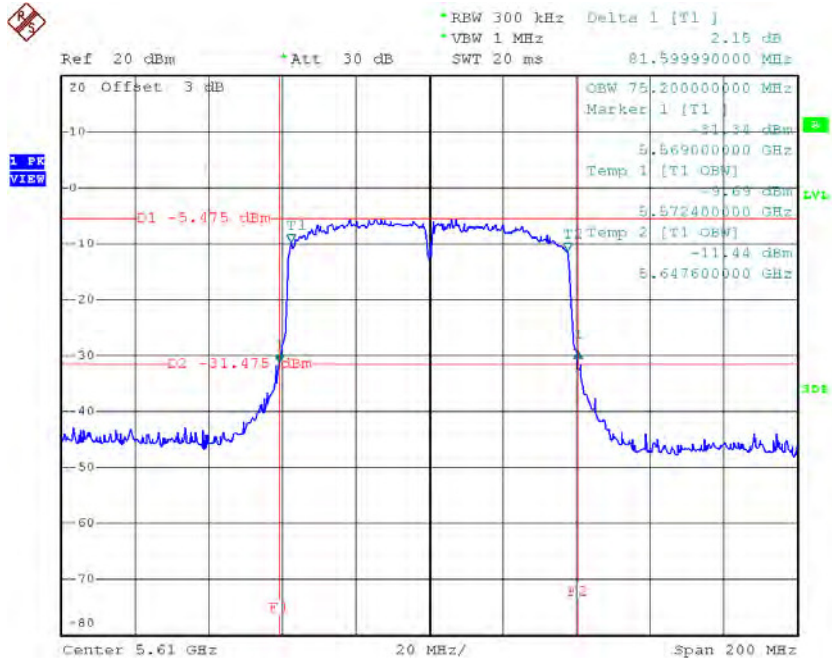
Channel	Frequency (MHz)	26dB Bandwidth (MHz)	99% Occupied Bandwidth (MHz)
CH106	5530	81.00	75.20
CH122	5610	81.60	75.20

TX CH106



Date: 7.AUG.2016 18:01:26

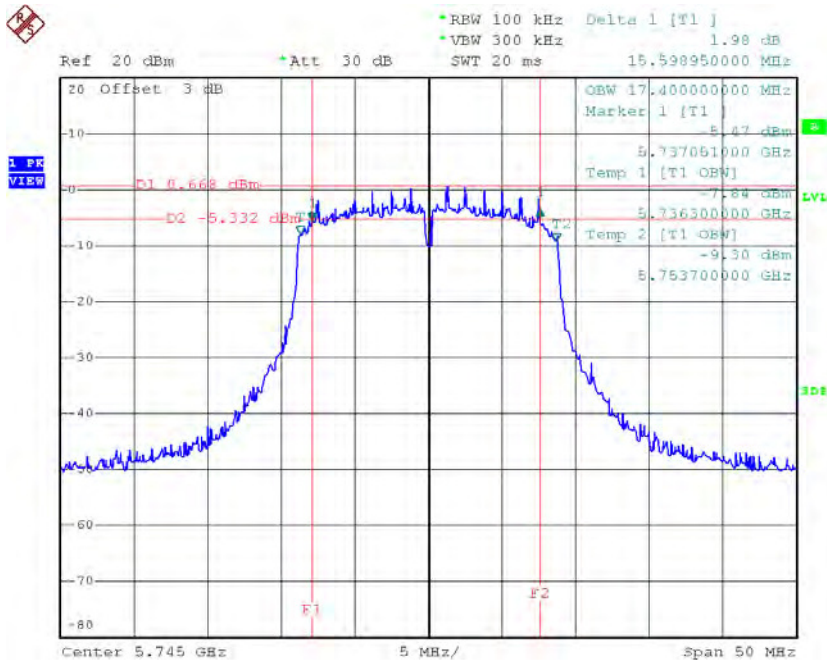
TX CH122



Date: 7.AUG.2016 18:04:18

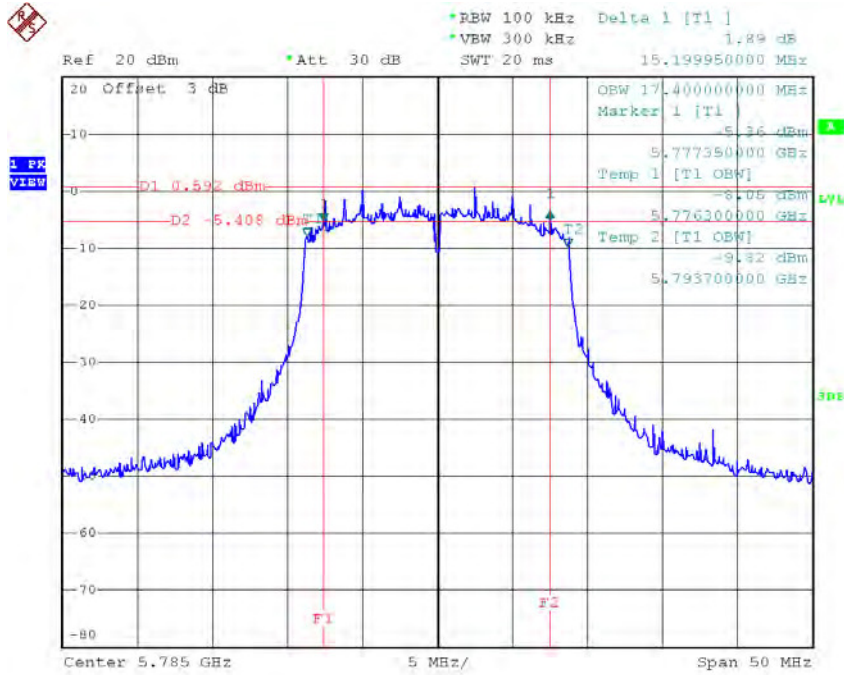
Test Mode: UNII-3/ TX AC20 Mode_CH149/CH157/CH165

Channel	Frequency (MHz)	6dB Bandwidth (MHz)	99% Occupied Bandwidth (MHz)	Limit (kHz)
CH149	5745	15.60	17.40	>=500
CH157	5785	15.20	17.40	>=500
CH165	5825	15.80	17.40	>=500

TX CH 149


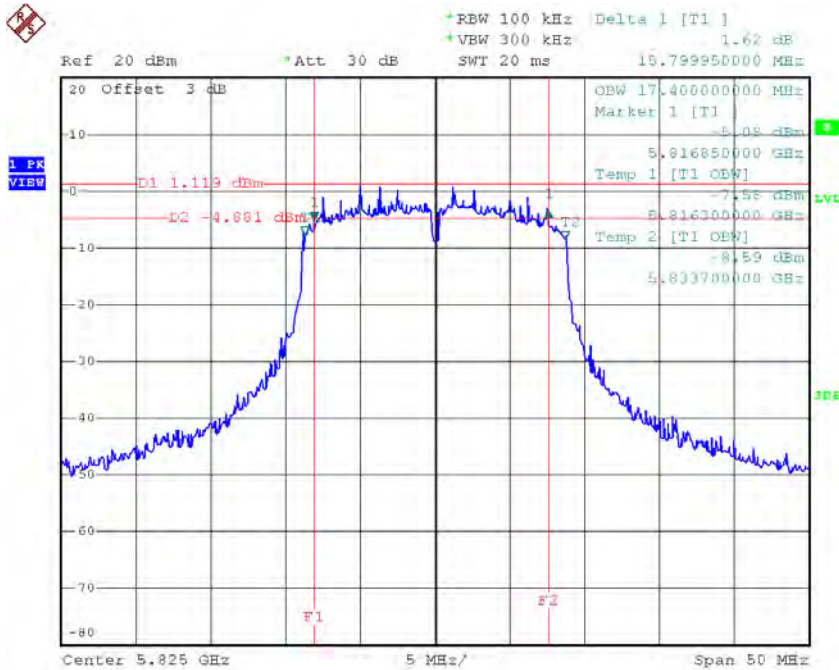
Date: 7.AUG.2016 16:48:17

TX CH 157



Date: 7.AUG.2016 16:50:18

TX CH 165

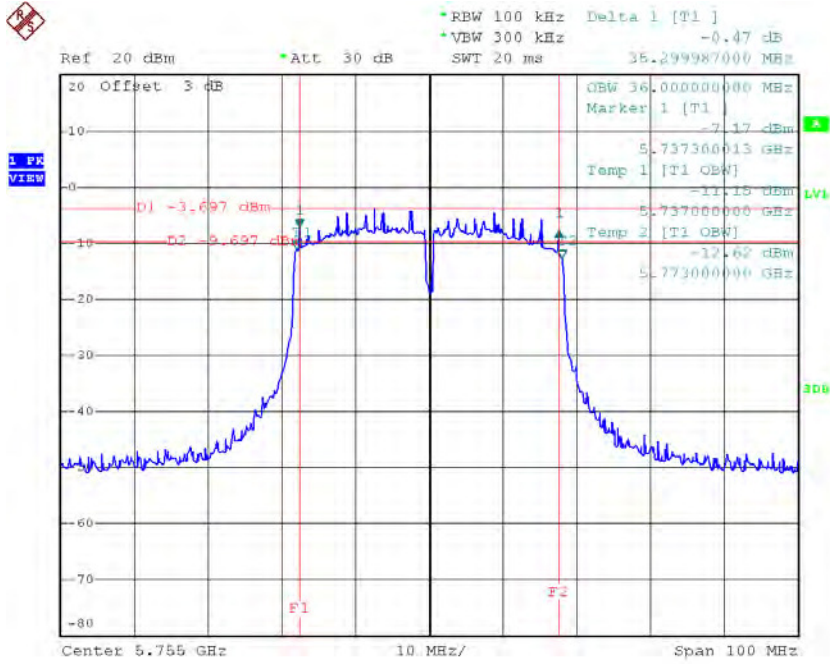


Date: 7.AUG.2016 16:52:07

Test Mode: UNII-3/ TX AC40 Mode_CH151/CH159

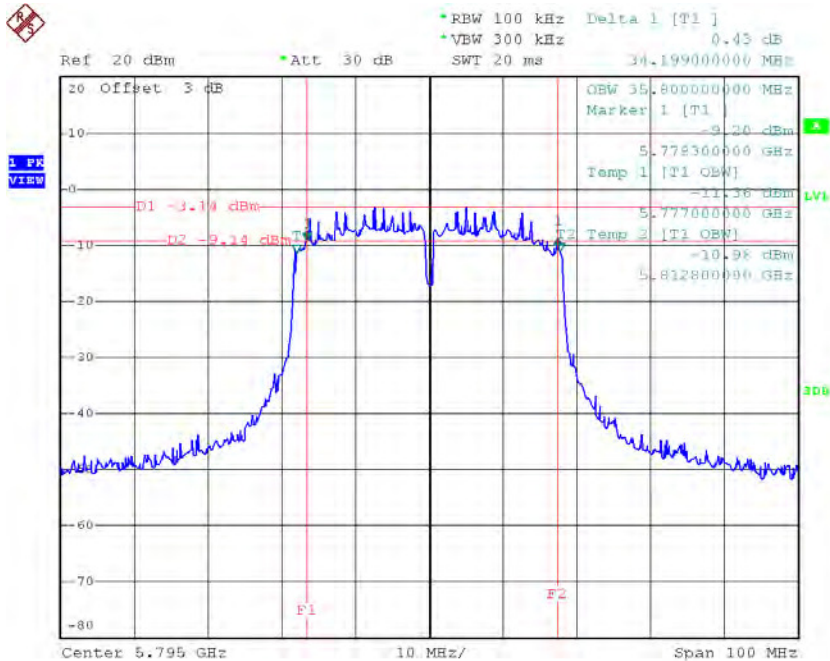
Channel	Frequency (MHz)	6dB Bandwidth (MHz)	99% Occupied Bandwidth (MHz)	Limit (kHz)
CH151	5755	35.30	36.00	>=500
CH159	5795	34.20	35.80	>=500

TX CH 151



Date: 7.AUG.2016 17:46:23

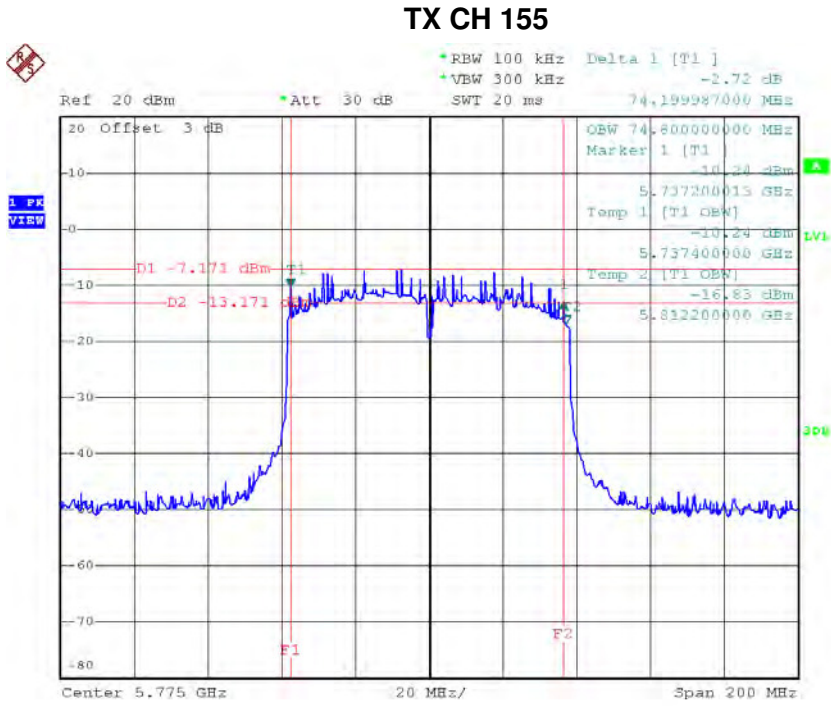
TX CH 159



Date: 7.AUG.2016 17:48:20

Test Mode: UNII-3/ TX AC80 Mode_CH155

Channel	Frequency (MHz)	6dB Bandwidth (MHz)	99% Occupied Bandwidth (MHz)	Limit (kHz)
CH155	5775	74.20	74.80	>=500



Date: 7.AUG.2016 18:07:35

ATTACHMENT F - MAXIMUM OUTPUT POWER

Test Mode: UNII-1/TX A Mode_ANT 1

Channel	Frequency (MHz)	Output Power (dBm)	Duty Factor	Output Power + Duty Factor (dBm)	Limit (dBm)	Limit (Watt)
CH36	5180	15.84	0.23	16.07	24.00	0.25
CH40	5200	15.80	0.23	16.03	24.00	0.25
CH48	5240	15.52	0.23	15.75	24.00	0.25

Test Mode: UNII-1/TX A Mode_ANT 2

Channel	Frequency (MHz)	Output Power (dBm)	Duty Factor	Output Power + Duty Factor (dBm)	Limit (dBm)	Limit (Watt)
CH36	5180	15.90	0.23	16.13	24.00	0.25
CH40	5200	15.58	0.23	15.81	24.00	0.25
CH48	5240	15.09	0.23	15.32	24.00	0.25

Test Mode: UNII-1/TX A Mode_Total

Channel	Frequency (MHz)	Output Power (dBm)	Limit (dBm)	Limit (Watt)
CH36	5180	19.11	24.00	0.25
CH40	5200	18.93	24.00	0.25
CH48	5240	18.55	24.00	0.25

Test Mode: UNII-1/TX N20 Mode_ANT 1

Channel	Frequency (MHz)	Output Power (dBm)	Duty Factor	Output Power + Duty Factor (dBm)	Limit (dBm)	Limit (Watt)
CH36	5180	15.89	0.25	16.14	24.00	0.25
CH40	5200	15.77	0.25	16.02	24.00	0.25
CH48	5240	15.46	0.25	15.71	24.00	0.25

Test Mode: UNII-1/TX N20 Mode_ANT 2

Channel	Frequency (MHz)	Output Power (dBm)	Duty Factor	Output Power + Duty Factor (dBm)	Limit (dBm)	Limit (Watt)
CH36	5180	15.82	0.25	16.07	24.00	0.25
CH40	5200	15.43	0.25	15.68	24.00	0.25
CH48	5240	14.73	0.25	14.98	24.00	0.25

Test Mode: UNII-1/TX N20 Mode_Total

Channel	Frequency (MHz)	Output Power (dBm)	Limit (dBm)	Limit (Watt)
CH36	5180	19.12	24.00	0.25
CH40	5200	18.86	24.00	0.25
CH48	5240	18.37	24.00	0.25

Test Mode: UNII-1/TX N40 Mode_ANT 1

Channel	Frequency (MHz)	Output Power (dBm)	Duty Factor	Output Power + Duty Factor (dBm)	Limit (dBm)	Limit (Watt)
CH38	5190	14.97	0.59	15.56	24.00	0.25
CH46	5230	14.99	0.59	15.58	24.00	0.25

Test Mode: UNII-1/TX N40 Mode_ANT 2

Channel	Frequency (MHz)	Output Power (dBm)	Duty Factor	Output Power + Duty Factor (dBm)	Limit (dBm)	Limit (Watt)
CH38	5190	14.97	0.59	15.56	24.00	0.25
CH46	5230	14.07	0.59	14.66	24.00	0.25

Test Mode: UNII-1/TX N40 Mode_Total

Channel	Frequency (MHz)	Output Power (dBm)	Limit (dBm)	Limit (Watt)
CH38	5190	18.57	24.00	0.25
CH46	5230	18.15	24.00	0.25

Test Mode: UNII-2A/TX A Mode_ANT 1

Channel	Frequency (MHz)	Output Power (dBm)	Duty Factor	Output Power + Duty Factor (dBm)	Limit (dBm)	Limit (Watt)
CH52	5260	15.42	0.23	15.65	24.00	0.25
CH60	5300	15.56	0.23	15.79	24.00	0.25
CH64	5320	16.00	0.23	16.23	24.00	0.25

Test Mode: UNII-2A/TX A Mode_ANT 2

Channel	Frequency (MHz)	Output Power (dBm)	Duty Factor	Output Power + Duty Factor (dBm)	Limit (dBm)	Limit (Watt)
CH52	5260	14.93	0.23	15.16	24.00	0.25
CH60	5300	14.60	0.23	14.83	24.00	0.25
CH64	5320	15.39	0.23	15.62	24.00	0.25

Test Mode: UNII-2A/TX A Mode_Total

Channel	Frequency (MHz)	Output Power (dBm)	Limit (dBm)	Limit (Watt)
CH52	5260	18.42	24.00	0.25
CH60	5300	18.35	24.00	0.25
CH64	5320	18.94	24.00	0.25

Test Mode: UNII-2A/TX N20 Mode_ANT 1

Channel	Frequency (MHz)	Output Power (dBm)	Duty Factor	Output Power + Duty Factor (dBm)	Limit (dBm)	Limit (Watt)
CH52	5260	15.94	0.25	16.19	24.00	0.25
CH60	5300	15.98	0.25	16.23	24.00	0.25
CH64	5320	15.72	0.25	15.97	24.00	0.25

Test Mode: UNII-2A/TX N20 Mode_ANT 2

Channel	Frequency (MHz)	Output Power (dBm)	Duty Factor	Output Power + Duty Factor (dBm)	Limit (dBm)	Limit (Watt)
CH52	5260	15.10	0.25	15.35	24.00	0.25
CH60	5300	14.72	0.25	14.97	24.00	0.25
CH64	5320	14.76	0.25	15.01	24.00	0.25

Test Mode: UNII-2A/TX N20 Mode_Total

Channel	Frequency (MHz)	Output Power (dBm)	Limit (dBm)	Limit (Watt)
CH52	5260	18.80	24.00	0.25
CH60	5300	18.66	24.00	0.25
CH64	5320	18.53	24.00	0.25

Test Mode: UNII-2A/TX N40 Mode_ANT 1

Channel	Frequency (MHz)	Output Power (dBm)	Duty Factor	Output Power + Duty Factor (dBm)	Limit (dBm)	Limit (Watt)
CH54	5270	14.88	0.59	15.47	24.00	0.25
CH62	5310	14.72	0.59	15.31	24.00	0.25

Test Mode: UNII-2A/TX N40 Mode_ANT 2

Channel	Frequency (MHz)	Output Power (dBm)	Duty Factor	Output Power + Duty Factor (dBm)	Limit (dBm)	Limit (Watt)
CH54	5270	13.94	0.59	14.53	24.00	0.25
CH62	5310	13.70	0.59	14.29	24.00	0.25

Test Mode: UNII-2A/TX N40 Mode_Total

Channel	Frequency (MHz)	Output Power (dBm)	Limit (dBm)	Limit (Watt)
CH54	5270	18.03	24.00	0.25
CH62	5310	17.84	24.00	0.25

Test Mode: UNII-2C/TX A Mode_ANT 1

Channel	Frequency (MHz)	Output Power (dBm)	Duty Factor	Output Power + Duty Factor (dBm)	Limit (dBm)	Limit (Watt)
CH100	5500	15.58	0.23	15.81	24.00	0.25
CH116	5580	15.96	0.23	16.19	24.00	0.25
CH140	5700	15.98	0.23	16.21	24.00	0.25

Test Mode: UNII-2C/TX A Mode_ANT 2

Channel	Frequency (MHz)	Output Power (dBm)	Duty Factor	Output Power + Duty Factor (dBm)	Limit (dBm)	Limit (Watt)
CH100	5500	15.64	0.23	15.87	24.00	0.25
CH116	5580	15.74	0.23	15.97	24.00	0.25
CH140	5700	15.46	0.23	15.69	24.00	0.25

Test Mode: UNII-2C/TX A Mode_Total

Channel	Frequency (MHz)	Output Power (dBm)	Limit (dBm)	Limit (Watt)
CH100	5500	18.85	24.00	0.25
CH116	5580	19.09	24.00	0.25
CH140	5700	18.97	24.00	0.25

Test Mode: UNII-2C/TX N20 Mode_ANT 1

Channel	Frequency (MHz)	Output Power (dBm)	Duty Factor	Output Power + Duty Factor (dBm)	Limit (dBm)	Limit (Watt)
CH100	5500	16.06	0.25	16.31	24.00	0.25
CH116	5580	15.79	0.25	16.04	24.00	0.25
CH140	5700	15.98	0.25	16.23	24.00	0.25

Test Mode: UNII-2C/TX N20 Mode_ANT 2

Channel	Frequency (MHz)	Output Power (dBm)	Duty Factor	Output Power + Duty Factor (dBm)	Limit (dBm)	Limit (Watt)
CH100	5500	16.03	0.25	16.28	24.00	0.25
CH116	5580	15.37	0.25	15.62	24.00	0.25
CH140	5700	15.23	0.25	15.48	24.00	0.25

Test Mode: UNII-2C/TX N20 Mode_Total

Channel	Frequency (MHz)	Output Power (dBm)	Limit (dBm)	Limit (Watt)
CH100	5500	19.31	24.00	0.25
CH116	5580	18.85	24.00	0.25
CH140	5700	18.88	24.00	0.25

Test Mode: UNII-2C/TX N40 Mode_ANT 1

Channel	Frequency (MHz)	Output Power (dBm)	Duty Factor	Output Power + Duty Factor (dBm)	Limit (dBm)	Limit (Watt)
CH102	5510	14.97	0.59	15.56	24.00	0.25
CH110	5550	14.39	0.59	14.98	24.00	0.25
CH134	5670	14.73	0.59	15.32	24.00	0.25

Test Mode: UNII-2C/TX N40 Mode_ANT 2

Channel	Frequency (MHz)	Output Power (dBm)	Duty Factor	Output Power + Duty Factor (dBm)	Limit (dBm)	Limit (Watt)
CH102	5510	15.08	0.59	15.67	24.00	0.25
CH110	5550	14.48	0.59	15.07	24.00	0.25
CH134	5670	14.63	0.59	15.22	24.00	0.25

Test Mode: UNII-2C/TX N40 Mode_Total

Channel	Frequency (MHz)	Output Power (dBm)	Limit (dBm)	Limit (Watt)
CH102	5510	18.62	24.00	0.25
CH110	5550	18.03	24.00	0.25
CH134	5670	18.28	24.00	0.25

Test Mode: UNII-3/ TX A Mode_ANT 1

Channel	Frequency (MHz)	Output Power (dBm)	Duty Factor	Output Power + Duty Factor (dBm)	Limit (dBm)	Limit (Watt)
CH149	5745	15.88	0.23	16.11	30.00	1.00
CH157	5785	15.89	0.23	16.12	30.00	1.00
CH165	5825	15.70	0.23	15.93	30.00	1.00

Test Mode: UNII-3/ TX A Mode_ANT 2

Channel	Frequency (MHz)	Output Power (dBm)	Duty Factor	Output Power + Duty Factor (dBm)	Limit (dBm)	Limit (Watt)
CH149	5745	15.64	0.23	15.87	30.00	1.00
CH157	5785	16.00	0.23	16.23	30.00	1.00
CH165	5825	15.88	0.23	16.11	30.00	1.00

Test Mode: UNII-3/ TX A Mode_Total

Channel	Frequency (MHz)	Output Power (dBm)	Limit (dBm)	Limit (Watt)
CH149	5745	19.00	30.00	1.00
CH157	5785	19.18	30.00	1.00
CH165	5825	19.03	30.00	1.00

Test Mode: UNII-3/TX N20 Mode_ANT 1

Channel	Frequency (MHz)	Output Power (dBm)	Duty Factor	Output Power + Duty Factor (dBm)	Limit (dBm)	Limit (Watt)
CH149	5745	15.51	0.25	15.76	30.00	1.00
CH157	5785	15.87	0.25	16.12	30.00	1.00
CH165	5825	15.36	0.25	15.61	30.00	1.00

Test Mode: UNII-3/TX N20 Mode_ANT 2

Channel	Frequency (MHz)	Output Power (dBm)	Duty Factor	Output Power + Duty Factor (dBm)	Limit (dBm)	Limit (Watt)
CH149	5745	15.04	0.25	15.29	30.00	1.00
CH157	5785	15.99	0.25	16.24	30.00	1.00
CH165	5825	15.10	0.25	15.35	30.00	1.00

Test Mode: UNII-3/TX N20 Mode_Total

Channel	Frequency (MHz)	Output Power (dBm)	Limit (dBm)	Limit (Watt)
CH149	5745	18.54	30.00	1.00
CH157	5785	19.19	30.00	1.00
CH165	5825	18.49	30.00	1.00

Test Mode: UNII-3/ TX N40 Mode_ANT 1

Channel	Frequency (MHz)	Output Power (dBm)	Duty Factor	Output Power + Duty Factor (dBm)	Limit (dBm)	Limit (Watt)
CH151	5755	14.84	0.59	15.43	30.00	1.00
CH159	5795	14.48	0.59	15.07	30.00	1.00

Test Mode: UNII-3/ TX N40 Mode_ANT 2

Channel	Frequency (MHz)	Output Power (dBm)	Duty Factor	Output Power + Duty Factor (dBm)	Limit (dBm)	Limit (Watt)
CH151	5755	14.94	0.59	15.53	30.00	1.00
CH159	5795	14.55	0.59	15.14	30.00	1.00

Test Mode: UNII-3/ TX N40 Mode_Total

Channel	Frequency (MHz)	Output Power (dBm)	Limit (dBm)	Limit (Watt)
CH151	5755	18.49	30.00	1.00
CH159	5795	18.11	30.00	1.00

Test Mode: UNII-1/TX AC20 Mode_ANT 1

Channel	Frequency (MHz)	Output Power (dBm)	Duty Factor	Output Power + Duty Factor (dBm)	Limit (dBm)	Limit (Watt)
CH36	5180	16.02	0.24	16.26	24.00	0.25
CH40	5200	15.99	0.24	16.23	24.00	0.25
CH48	5240	15.76	0.24	16.00	24.00	0.25

Test Mode: UNII-1/TX AC20 Mode_ANT 2

Channel	Frequency (MHz)	Output Power (dBm)	Duty Factor	Output Power + Duty Factor (dBm)	Limit (dBm)	Limit (Watt)
CH36	5180	16.01	0.24	16.25	24.00	0.25
CH40	5200	15.76	0.24	16.00	24.00	0.25
CH48	5240	15.06	0.24	15.30	24.00	0.25

Test Mode: UNII-1/TX AC20 Mode_Total

Channel	Frequency (MHz)	Output Power (dBm)	Limit (dBm)	Limit (Watt)
CH36	5180	19.27	24.00	0.25
CH40	5200	19.13	24.00	0.25
CH48	5240	18.68	24.00	0.25

Test Mode: UNII-1/TX AC40 Mode_ANT 1

Channel	Frequency (MHz)	Output Power (dBm)	Duty Factor	Output Power + Duty Factor (dBm)	Limit (dBm)	Limit (Watt)
CH38	5190	14.56	0.53	15.09	24.00	0.25
CH46	5230	14.94	0.53	15.47	24.00	0.25

Test Mode: UNII-1/TX AC40 Mode_ANT 2

Channel	Frequency (MHz)	Output Power (dBm)	Duty Factor	Output Power + Duty Factor (dBm)	Limit (dBm)	Limit (Watt)
CH38	5190	14.10	0.53	14.63	24.00	0.25
CH46	5230	14.50	0.53	15.03	24.00	0.25

Test Mode: UNII-1/TX AC40 Mode_Total

Channel	Frequency (MHz)	Output Power (dBm)	Limit (dBm)	Limit (Watt)
CH38	5190	17.88	24.00	0.25
CH46	5230	18.27	24.00	0.25

Test Mode: UNII-1/TX AC80 Mode_ANT 1

Channel	Frequency (MHz)	Output Power (dBm)	Duty Factor	Output Power + Duty Factor (dBm)	Limit (dBm)	Limit (Watt)
CH42	5210	12.76	0.89	13.65	24.00	0.25

Test Mode: UNII-1/TX AC80 Mode_ANT 2

Channel	Frequency (MHz)	Output Power (dBm)	Duty Factor	Output Power + Duty Factor (dBm)	Limit (dBm)	Limit (Watt)
CH42	5210	12.81	0.89	13.70	24.00	0.25

Test Mode: UNII-1/TX AC80 Mode_Total

Channel	Frequency (MHz)	Output Power (dBm)	Limit (dBm)	Limit (Watt)
CH42	5210	16.68	24.00	0.25

Test Mode: UNII-2A/TX AC20 Mode_ANT 1

Channel	Frequency (MHz)	Output Power (dBm)	Duty Factor	Output Power + Duty Factor (dBm)	Limit (dBm)	Limit (Watt)
CH52	5260	15.58	0.24	15.82	24.00	0.25
CH60	5300	15.74	0.24	15.98	24.00	0.25
CH64	5320	15.35	0.24	15.59	24.00	0.25

Test Mode: UNII-2A/TX AC20 Mode_ANT 2

Channel	Frequency (MHz)	Output Power (dBm)	Duty Factor	Output Power + Duty Factor (dBm)	Limit (dBm)	Limit (Watt)
CH52	5260	14.65	0.24	14.89	24.00	0.25
CH60	5300	14.06	0.24	14.30	24.00	0.25
CH64	5320	14.20	0.24	14.44	24.00	0.25

Test Mode: UNII-2A/TX AC20 Mode_Total

Channel	Frequency (MHz)	Output Power (dBm)	Limit (dBm)	Limit (Watt)
CH52	5260	18.39	24.00	0.25
CH60	5300	18.23	24.00	0.25
CH64	5320	18.06	24.00	0.25

Test Mode: UNII-2A/TX AC40 Mode_ANT 1

Channel	Frequency (MHz)	Output Power (dBm)	Duty Factor	Output Power + Duty Factor (dBm)	Limit (dBm)	Limit (Watt)
CH54	5270	14.91	0.53	15.44	24.00	0.25
CH62	5310	14.81	0.53	15.34	24.00	0.25

Test Mode: UNII-2A/TX AC40 Mode_ANT 2

Channel	Frequency (MHz)	Output Power (dBm)	Duty Factor	Output Power + Duty Factor (dBm)	Limit (dBm)	Limit (Watt)
CH54	5270	13.86	0.53	14.39	24.00	0.25
CH62	5310	12.05	0.53	12.58	24.00	0.25

Test Mode: UNII-2A/TX AC40 Mode_Total

Channel	Frequency (MHz)	Output Power (dBm)	Limit (dBm)	Limit (Watt)
CH54	5270	17.96	24.00	0.25
CH62	5310	17.19	24.00	0.25

Test Mode: UNII-2A/TX AC80 Mode_ANT 1

Channel	Frequency (MHz)	Output Power (dBm)	Duty Factor	Output Power + Duty Factor (dBm)	Limit (dBm)	Limit (Watt)
CH58	5290	12.73	0.89	13.62	24.00	0.25

Test Mode: UNII-2A/TX AC80 Mode_ANT 2

Channel	Frequency (MHz)	Output Power (dBm)	Duty Factor	Output Power + Duty Factor (dBm)	Limit (dBm)	Limit (Watt)
CH58	5290	11.78	0.89	12.67	24.00	0.25

Test Mode: UNII-2A/TX AC80 Mode_Total

Channel	Frequency (MHz)	Output Power (dBm)	Limit (dBm)	Limit (Watt)
CH58	5290	16.18	24.00	0.25

Test Mode: UNII-2C/TX AC20 Mode_ANT 1

Channel	Frequency (MHz)	Output Power (dBm)	Duty Factor	Output Power + Duty Factor (dBm)	Limit (dBm)	Limit (Watt)
CH100	5500	15.46	0.24	15.70	24.00	0.25
CH116	5580	16.08	0.24	16.32	24.00	0.25
CH140	5700	15.94	0.24	16.18	24.00	0.25

Test Mode: UNII-2C/TX AC20 Mode_ANT 2

Channel	Frequency (MHz)	Output Power (dBm)	Duty Factor	Output Power + Duty Factor (dBm)	Limit (dBm)	Limit (Watt)
CH100	5500	15.64	0.24	15.88	24.00	0.25
CH116	5580	15.80	0.24	16.04	24.00	0.25
CH140	5700	15.46	0.24	15.70	24.00	0.25

Test Mode: UNII-2C/TX AC20 Mode_Total

Channel	Frequency (MHz)	Output Power (dBm)	Limit (dBm)	Limit (Watt)
CH100	5500	18.80	24.00	0.25
CH116	5580	19.19	24.00	0.25
CH140	5700	18.96	24.00	0.25

Test Mode: UNII-2C/TX AC40 Mode_ANT 1

Channel	Frequency (MHz)	Output Power (dBm)	Duty Factor	Output Power + Duty Factor (dBm)	Limit (dBm)	Limit (Watt)
CH102	5510	14.74	0.53	15.27	24.00	0.25
CH110	5550	15.01	0.53	15.54	24.00	0.25
CH134	5670	15.02	0.53	15.55	24.00	0.25

Test Mode: UNII-2C/TX AC40 Mode_ANT 2

Channel	Frequency (MHz)	Output Power (dBm)	Duty Factor	Output Power + Duty Factor (dBm)	Limit (dBm)	Limit (Watt)
CH102	5510	12.31	0.53	12.84	24.00	0.25
CH110	5550	14.92	0.53	15.45	24.00	0.25
CH134	5670	14.61	0.53	15.14	24.00	0.25

Test Mode: UNII-2C/TX AC40 Mode_Total

Channel	Frequency (MHz)	Output Power (dBm)	Limit (dBm)	Limit (Watt)
CH102	5510	17.23	24.00	0.25
CH110	5550	18.51	24.00	0.25
CH134	5670	18.36	24.00	0.25

Test Mode: UNII-2C/TX AC80 Mode_ANT 1

Channel	Frequency (MHz)	Output Power (dBm)	Duty Factor	Output Power + Duty Factor (dBm)	Limit (dBm)	Limit (Watt)
CH106	5530	11.47	0.89	12.36	24.00	0.25
CH122	5610	12.78	0.89	13.67	24.00	0.25

Test Mode: UNII-2C/TX AC80 Mode_ANT 2

Channel	Frequency (MHz)	Output Power (dBm)	Duty Factor	Output Power + Duty Factor (dBm)	Limit (dBm)	Limit (Watt)
CH106	5530	13.00	0.89	13.89	24.00	0.25
CH122	5610	12.16	0.89	13.05	24.00	0.25

Test Mode: UNII-2C/TX AC80 Mode_Total

Channel	Frequency (MHz)	Output Power (dBm)	Limit (dBm)	Limit (Watt)
CH106	5530	16.20	24.00	0.25
CH122	5610	16.38	24.00	0.25

Test Mode: UNII-3/TX AC20 Mode_ANT 1

Channel	Frequency (MHz)	Output Power (dBm)	Duty Factor	Output Power + Duty Factor (dBm)	Limit (dBm)	Limit (Watt)
CH149	5745	15.68	0.24	15.92	30.00	1.00
CH157	5785	15.97	0.24	16.21	30.00	1.00
CH165	5825	15.55	0.24	15.79	30.00	1.00

Test Mode: UNII-3/TX AC20 Mode_ANT 2

Channel	Frequency (MHz)	Output Power (dBm)	Duty Factor	Output Power + Duty Factor (dBm)	Limit (dBm)	Limit (Watt)
CH149	5745	15.61	0.24	15.85	30.00	1.00
CH157	5785	15.92	0.24	16.16	30.00	1.00
CH165	5825	15.54	0.24	15.78	30.00	1.00

Test Mode: UNII-3/TX AC20 Mode_Total

Channel	Frequency (MHz)	Output Power (dBm)	Limit (dBm)	Limit (Watt)
CH149	5745	18.90	30.00	1.00
CH157	5785	19.20	30.00	1.00
CH165	5825	18.80	30.00	1.00

Test Mode: UNII-3/TX AC40 Mode_ANT 1

Channel	Frequency (MHz)	Output Power (dBm)	Duty Factor	Output Power + Duty Factor (dBm)	Limit (dBm)	Limit (Watt)
CH151	5755	14.91	0.53	15.44	30.00	1.00
CH159	5795	14.50	0.53	15.03	30.00	1.00

Test Mode: UNII-3/TX AC40 Mode_ANT 2

Channel	Frequency (MHz)	Output Power (dBm)	Duty Factor	Output Power + Duty Factor (dBm)	Limit (dBm)	Limit (Watt)
CH151	5755	14.87	0.53	15.40	30.00	1.00
CH159	5795	14.50	0.53	15.03	30.00	1.00

Test Mode: UNII-3/TX AC40 Mode_Total

Channel	Frequency (MHz)	Output Power (dBm)	Limit (dBm)	Limit (Watt)
CH151	5755	18.43	30.00	1.00
CH159	5795	18.04	30.00	1.00

Test Mode: UNII-3/TX AC80 Mode_ANT 1

Channel	Frequency (MHz)	Output Power (dBm)	Duty Factor	Output Power + Duty Factor (dBm)	Limit (dBm)	Limit (Watt)
CH155	5775	12.43	0.89	13.32	30.00	1.00

Test Mode: UNII-3/TX AC80 Mode_ANT 2

Channel	Frequency (MHz)	Output Power (dBm)	Duty Factor	Output Power + Duty Factor (dBm)	Limit (dBm)	Limit (Watt)
CH155	5775	12.34	0.89	13.23	30.00	1.00

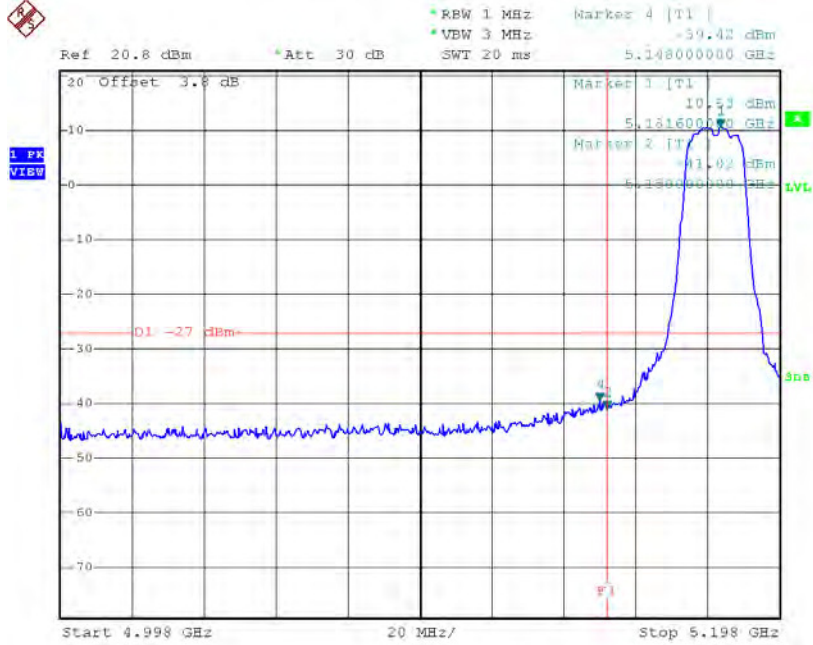
Test Mode: UNII-3/TX AC80 Mode_Total

Channel	Frequency (MHz)	Output Power (dBm)	Limit (dBm)	Limit (Watt)
CH155	5775	16.28	30.00	1.00

ATTACHMENT G - ANTENNA CONDUCTED SPURIOUS EMISSION

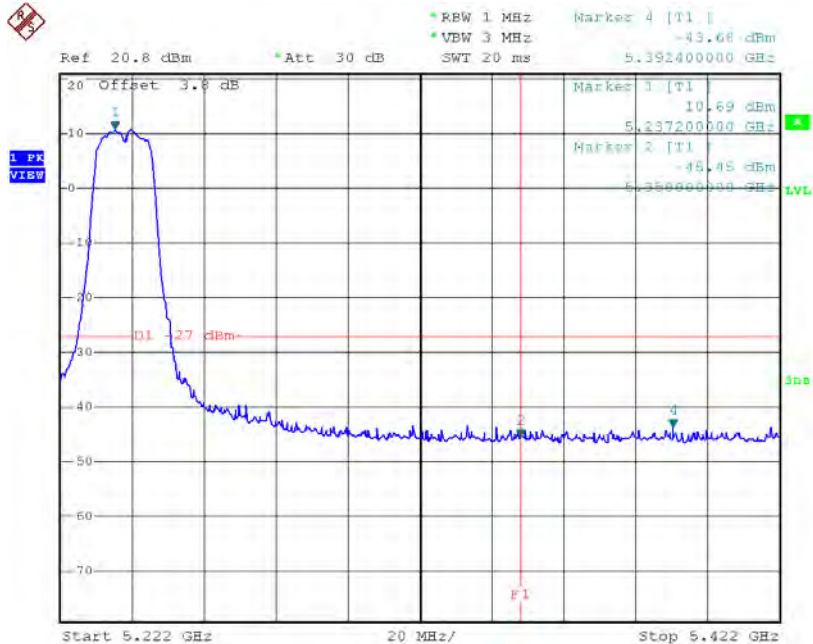
Test Mode: UNII-1/TX A Mode_ANT 1

TX mode CH36



Date: 7.AUG.2016 10:53:37

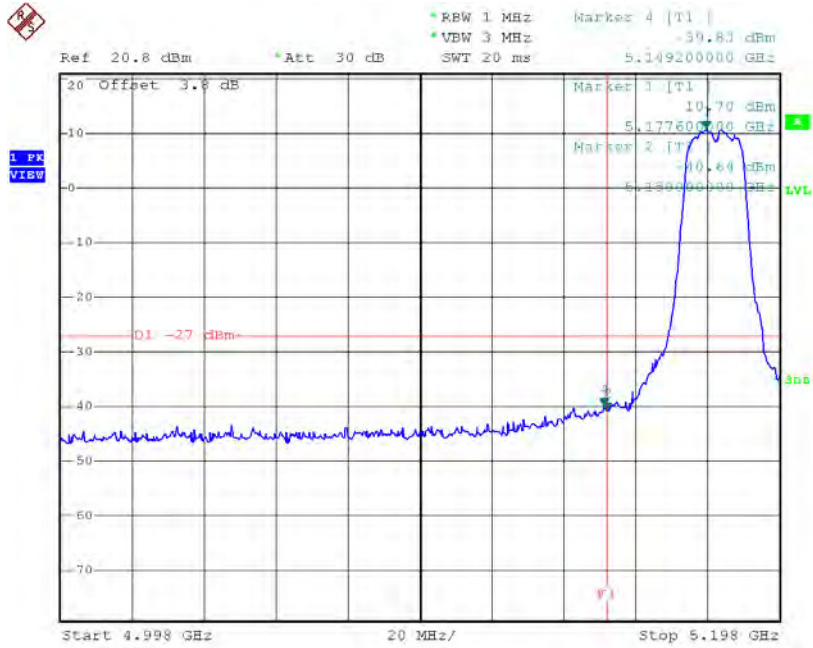
TX mode CH48



Date: 7.AUG.2016 10:56:54

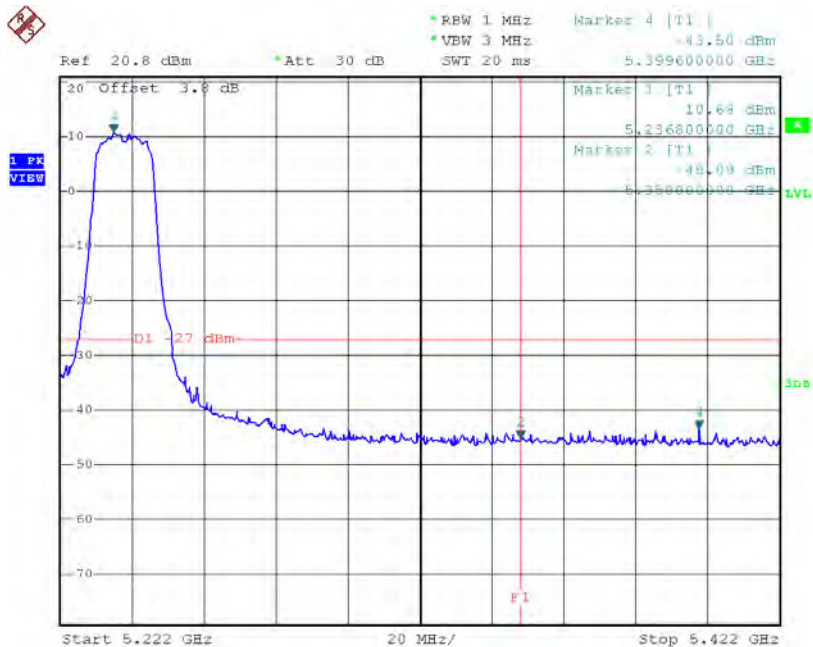
Test Mode: UNII-1/TX A Mode_ANT 2

TX mode CH36



Date: 7.AUG.2016 10:54:24

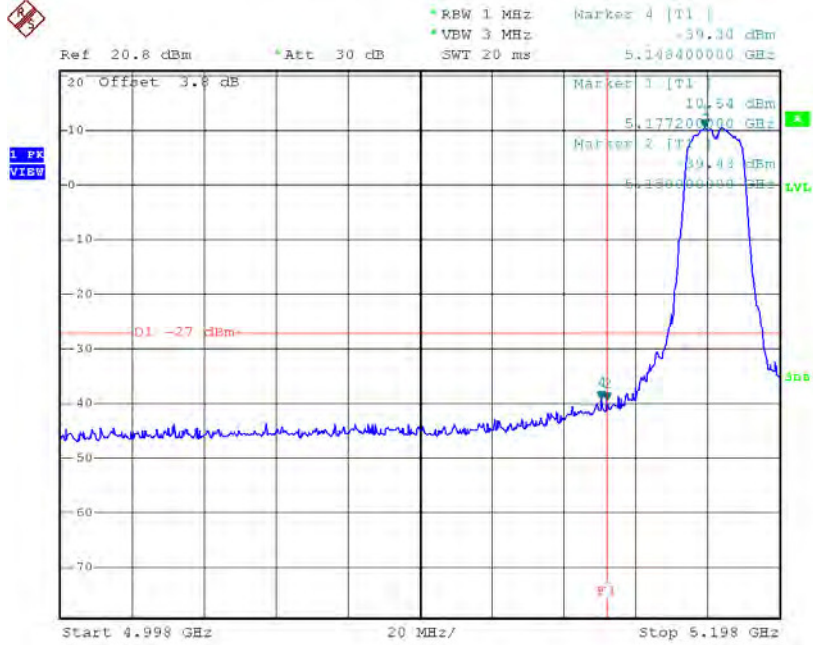
TX mode CH48



Date: 7.AUG.2016 10:57:41

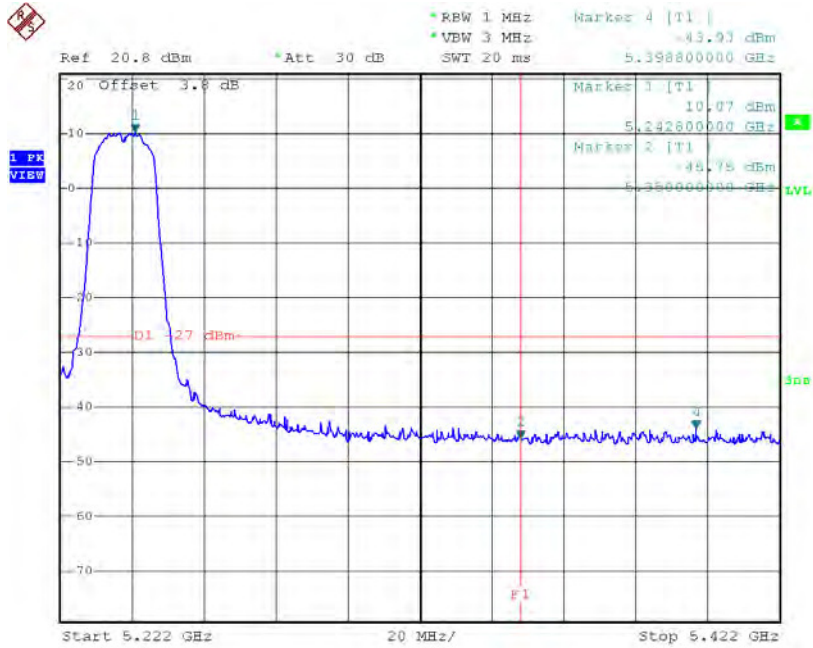
Test Mode: UNII-1/TX N20 Mode_ANT 1

TX mode CH36



Date: 7.AUG.2016 11:43:21

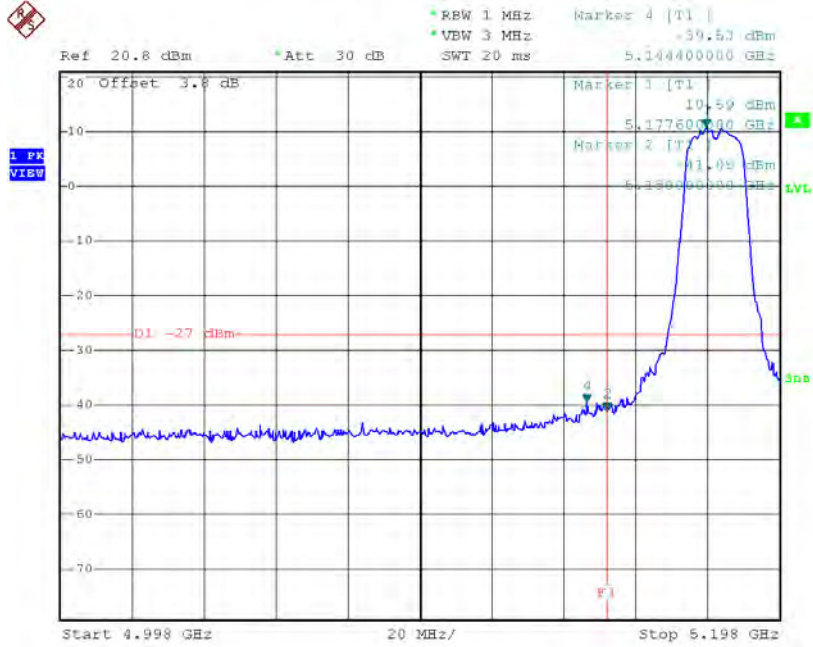
TX mode CH48



Date: 7.AUG.2016 11:47:55

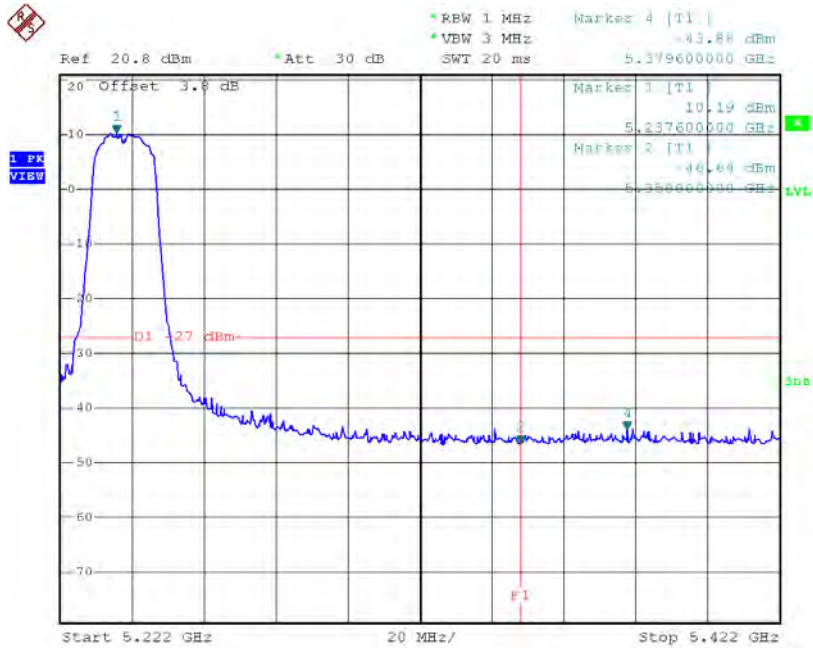
Test Mode: UNII-1/TX N20 Mode_ANT 2

TX mode CH36



Date: 7.AUG.2016 11:44:08

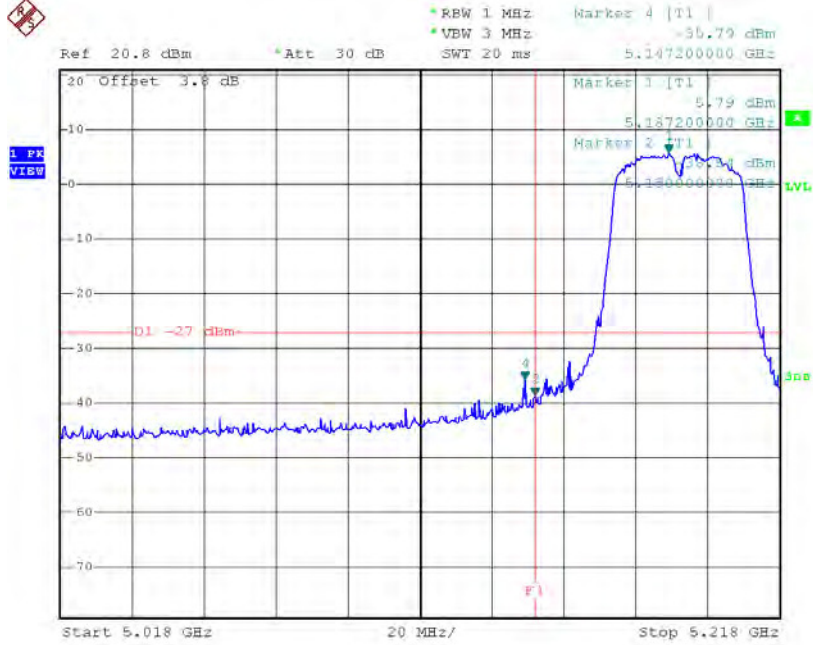
TX mode CH48



Date: 7.AUG.2016 11:48:40

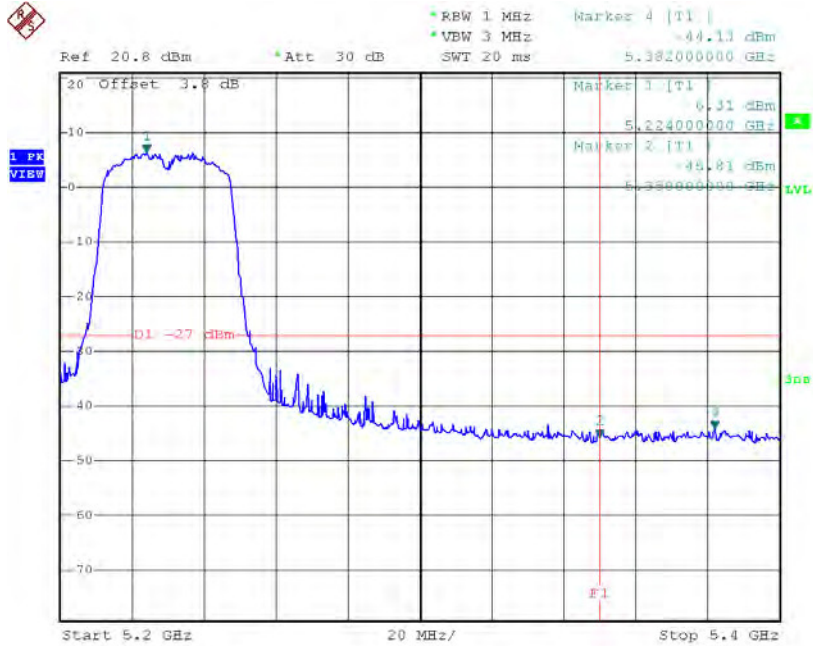
Test Mode: UNII-1/TX N40 Mode_ANT 1

TX mode CH38



Date: 7.AUG.2016 16:56:15

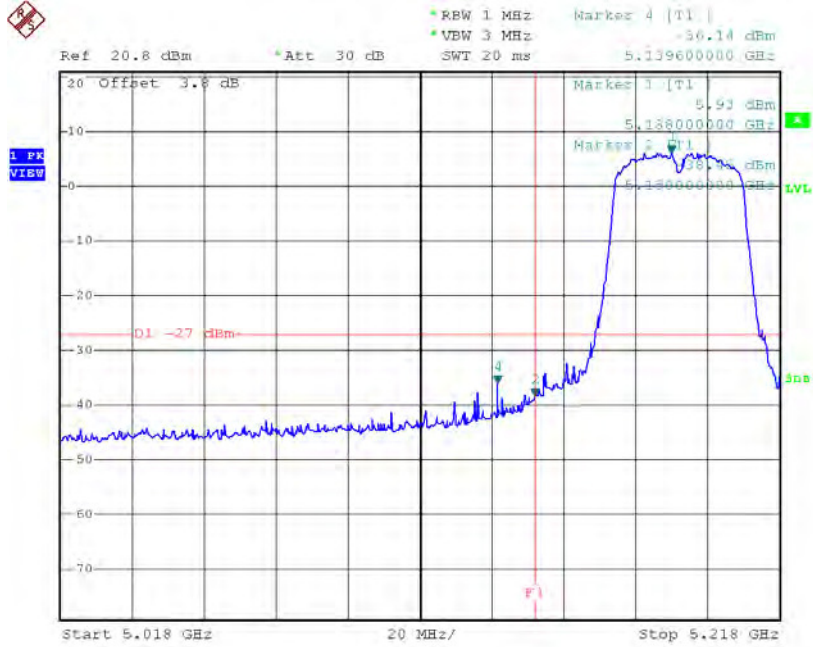
TX mode CH46



Date: 7.AUG.2016 16:59:04

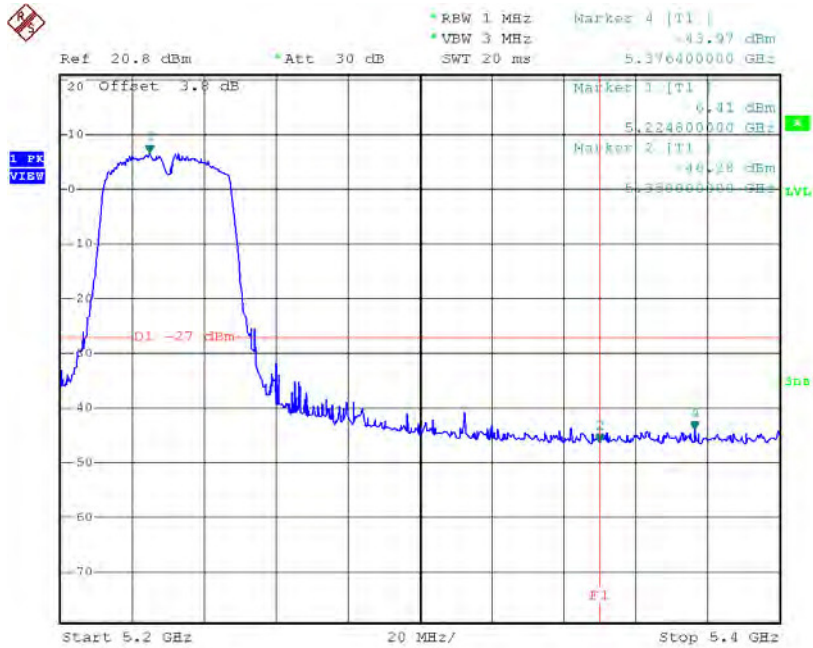
Test Mode: UNII-1/TX N40 Mode_ANT 2

TX mode CH38



Date: 7.AUG.2016 16:57:01

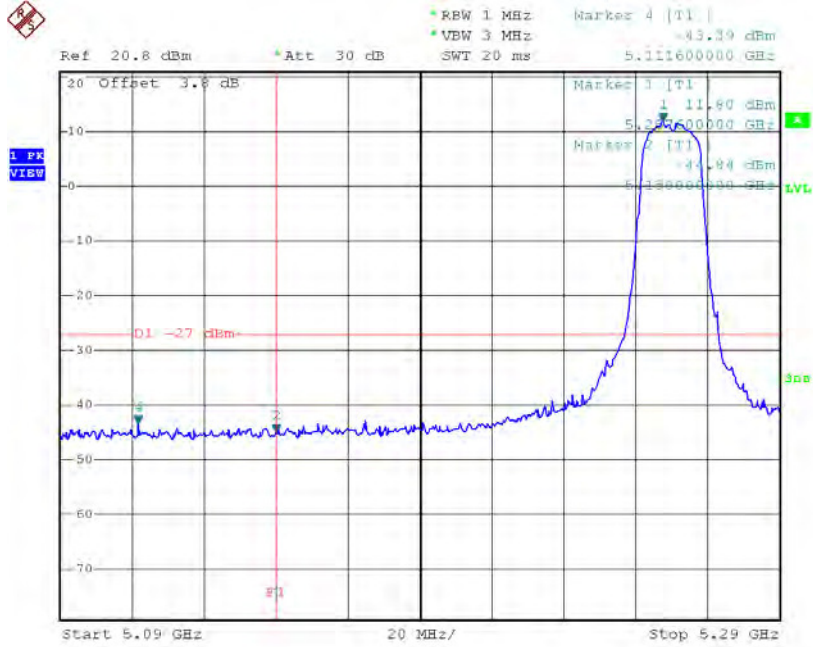
TX mode CH46



Date: 7.AUG.2016 16:59:49

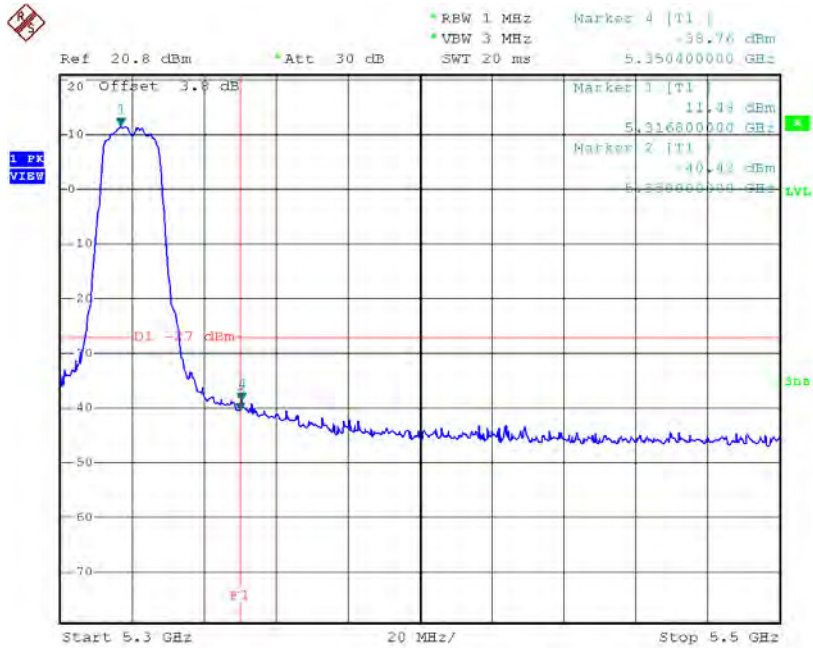
Test Mode: UNII-2A/TX A Mode_ANT 1

TX mode CH52



Date: 7.AUG.2016 10:58:49

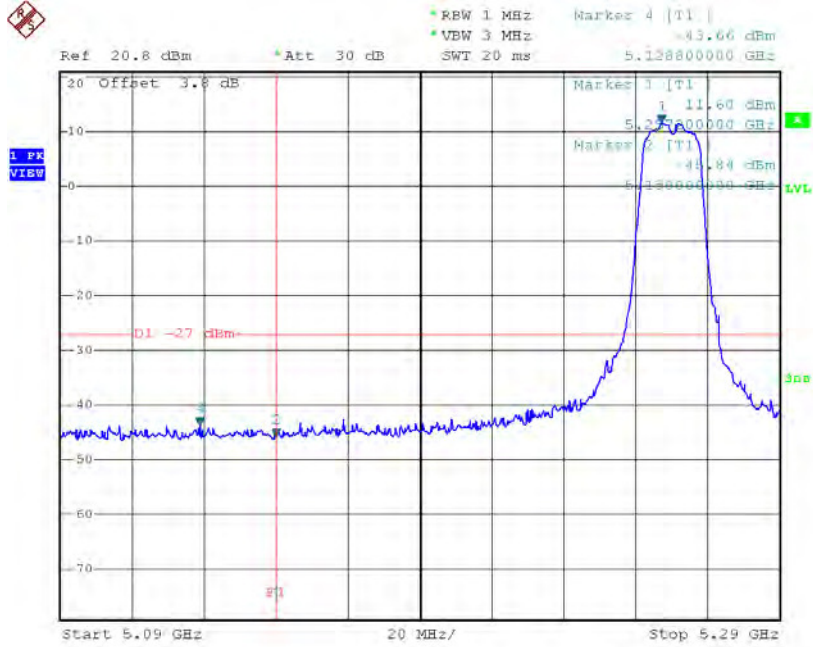
TX mode CH64



Date: 7.AUG.2016 11:01:56

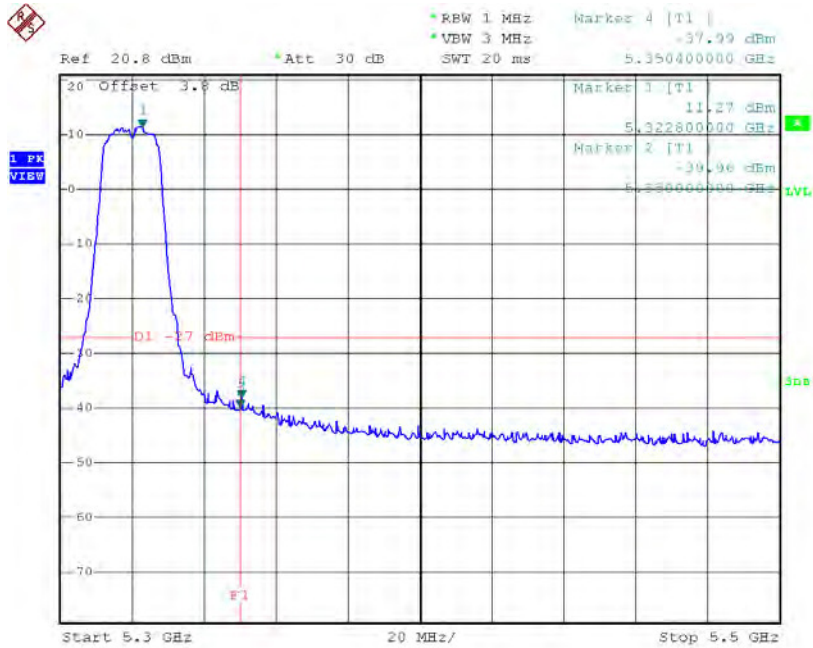
Test Mode: UNII-2A/TX A Mode_ANT 2

TX mode CH52



Date: 7.AUG.2016 10:59:33

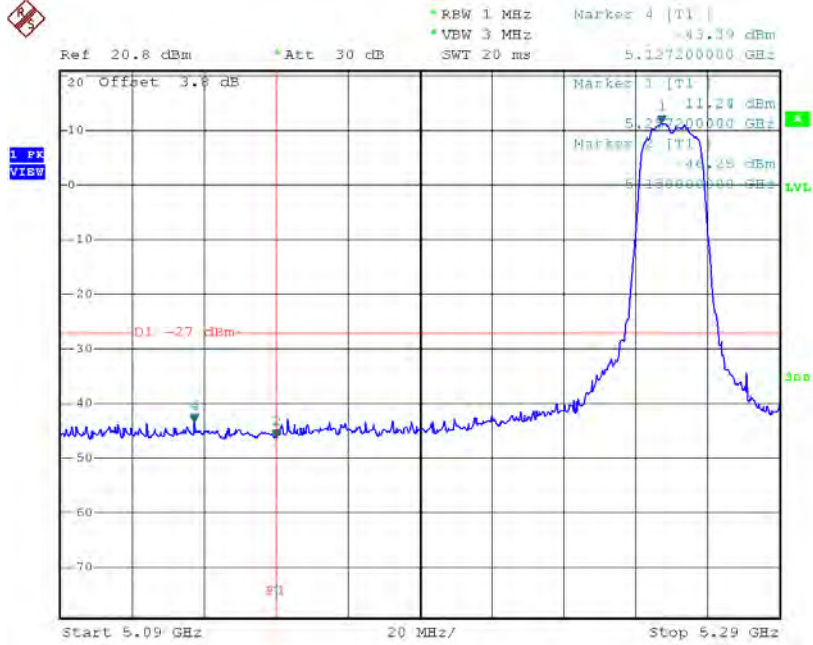
TX mode CH64



Date: 7.AUG.2016 11:02:41

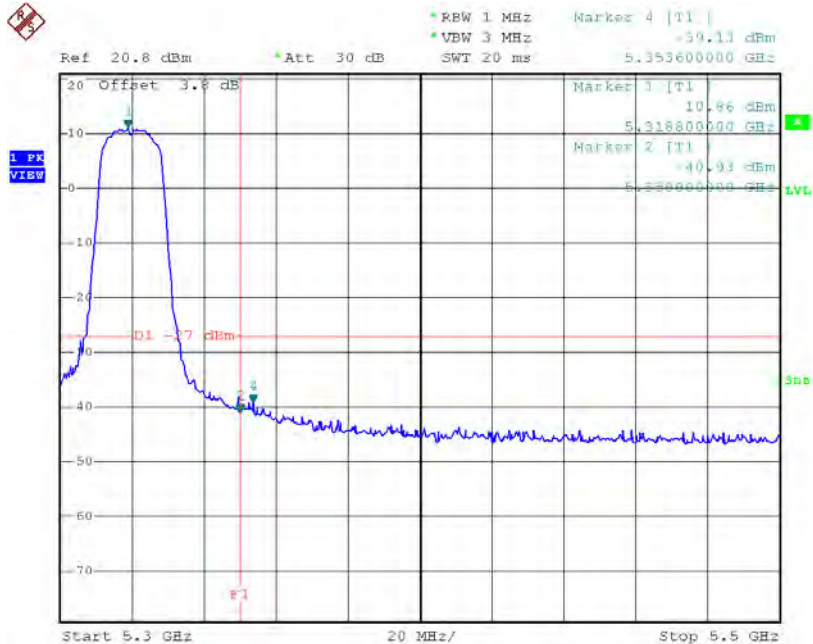
Test Mode: UNII-2A/TX N20 Mode_ANT 1

TX mode CH52



Date: 7.AUG.2016 11:50:08

TX mode CH64



Date: 7.AUG.2016 11:54:07