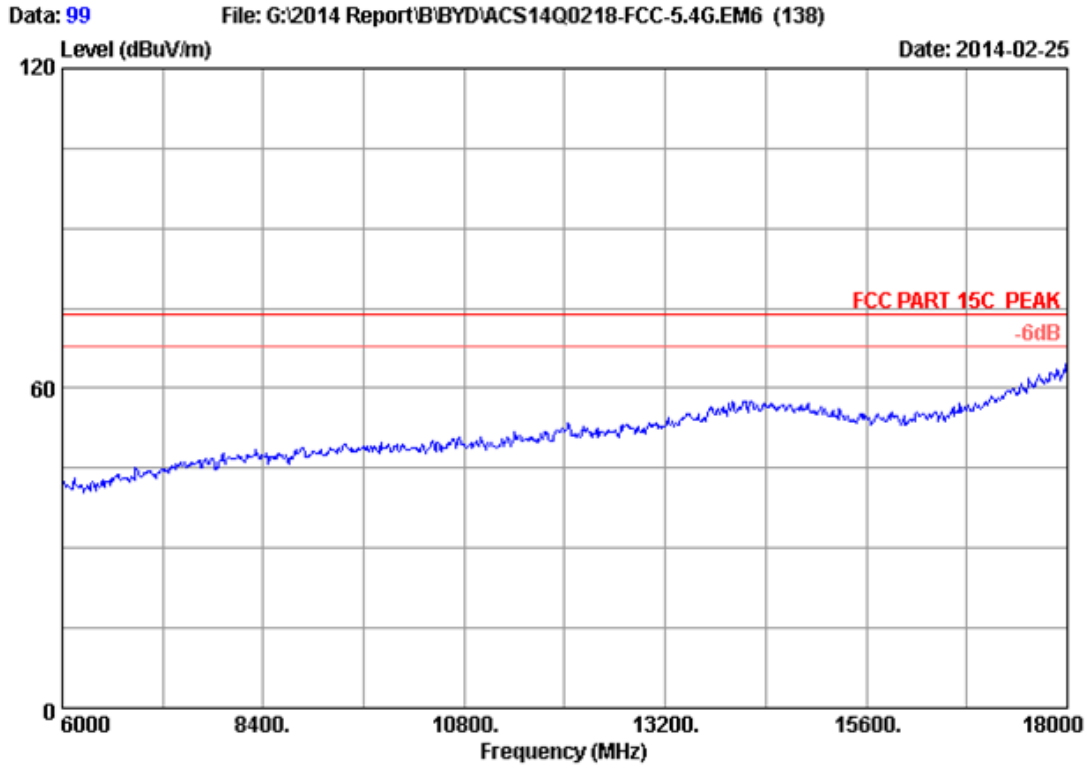


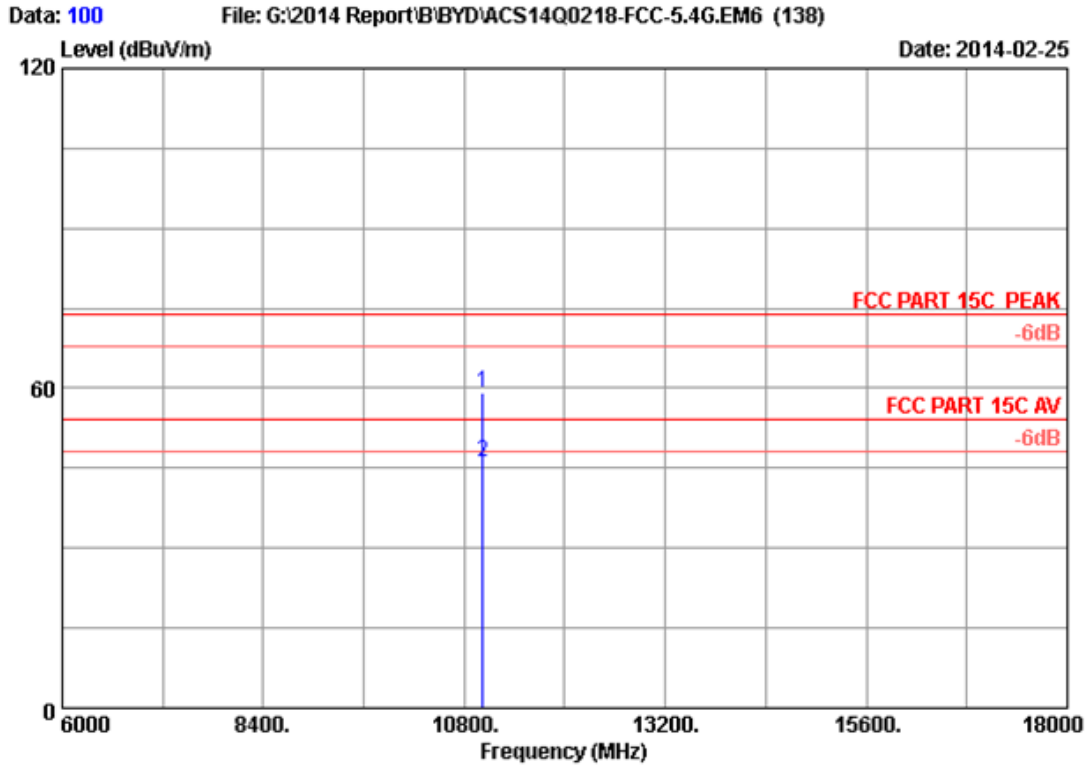
Site no. : 3m Chamber Data no. : 94
 Dis. / Ant. : 3m 2013 3115 (4580) Ant. pol. : HORIZONTAL
 Limit : FCC PART 15C PEAK
 Env. / Ins. : 24°C/56% Engineer : Leo-Li
 EUT : Notebook
 Power Rating : DC 19V From Adapter Input AC 120V/60Hz
 Test Mode : IEEE802.11ac VHT20 CH144 5720MHz Tx
 M/N : RZ09-0116

No.	Freq. (MHz)	Ant. Factor (dB/m)	Cable Loss (dB)	AMP factor (dB)	Reading (dBUV)	Emission Level (dBUV/m)	Limits (dBUV/m)	Margin (dB)	Remark
1	5720.000	34.09	9.52	35.70	76.49	84.40	74.00	-10.40	Peak

Remarks: 1. Emission Level= Antenna Factor + Cable Loss + Reading - Amp Factor
 2. The emission levels that are 20dB below the official limit are not reported.



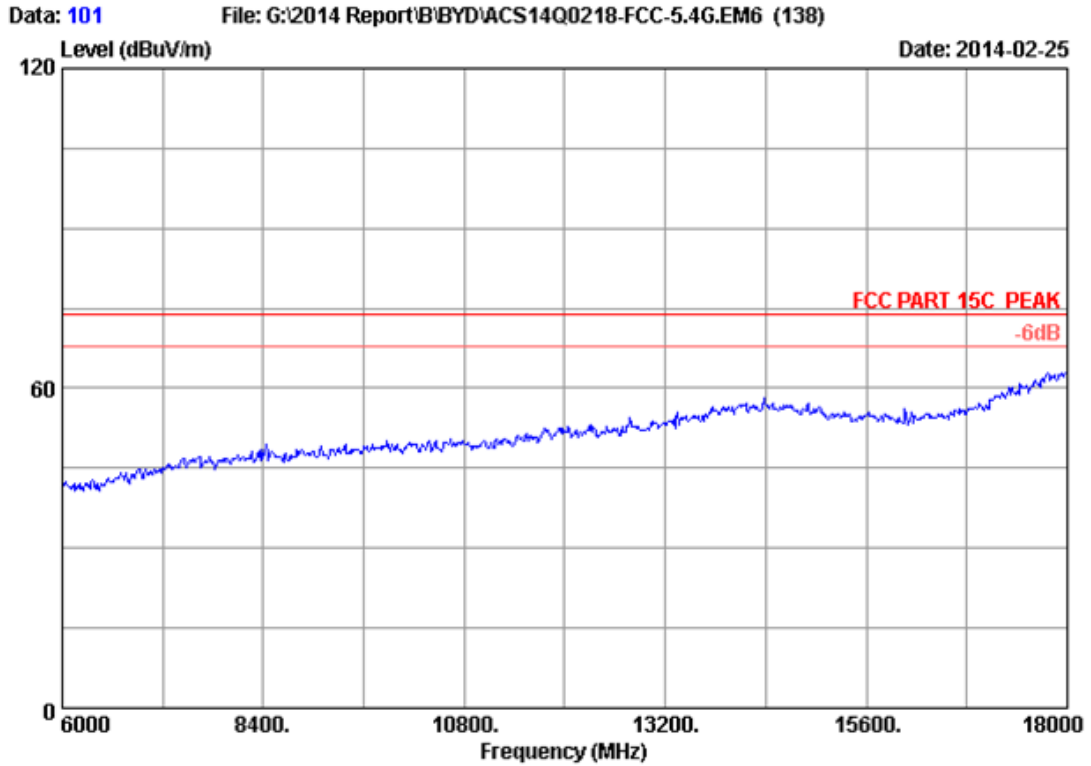
Site no. : 3m Chamber Data no. : 99
Dis. / Ant. : 3m 2013 3115 (4580) Ant. pol. : VERTICAL
Limit : FCC PART 15C PEAK
Env. / Ins. : 24°C/56% Engineer : Leo-Li
EUT : Notebook
Power Rating : DC 19V From Adapter Input AC 120V/60Hz
Test Mode : IEEE802.11ac VHT40 CH102 5510MHz Tx
M/N : RZ09-0116



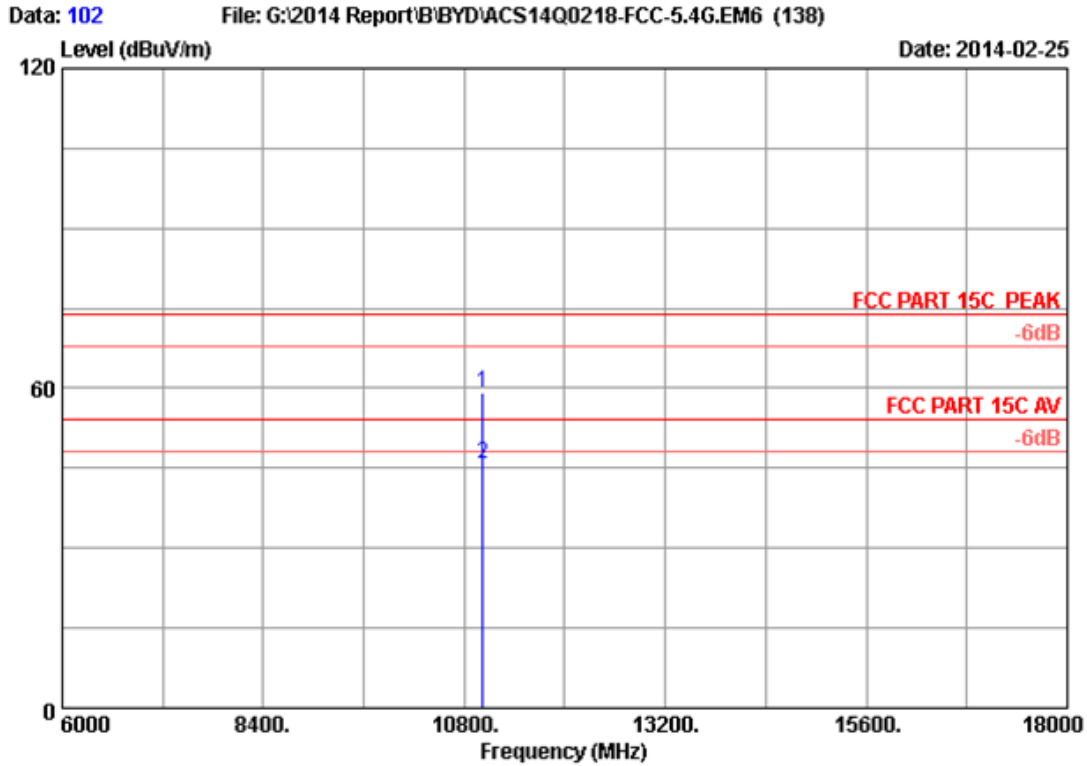
Site no. : 3m Chamber Data no. : 100
 Dis. / Ant. : 3m 2013 3115 (4580) Ant. pol. : VERTICAL
 Limit : FCC PART 15C PEAK
 Env. / Ins. : 24°C/56% Engineer : Leo-Li
 EUT : Notebook
 Power Rating : DC 19V From Adapter Input AC 120V/60Hz
 Test Mode : IEEE802.11ac VHT40 CH102 5510MHz Tx
 M/N : RZ09-0116

No.	Freq. (MHz)	Ant. Factor (dB/m)	Cable Loss (dB)	AMP factor (dB)	Reading (dBuV)	Emission Level (dBuV/m)	Limits (dBuV/m)	Margin (dB)	Remark
1	11020.000	38.41	13.01	35.35	43.22	59.29	74.00	14.71	Peak
2	11020.000	38.41	13.01	35.35	29.96	46.03	54.00	7.97	Average

Remarks: 1. Emission Level= Antenna Factor + Cable Loss + Reading - Amp Factor
 2. The emission levels that are 20dB below the official limit are not reported.



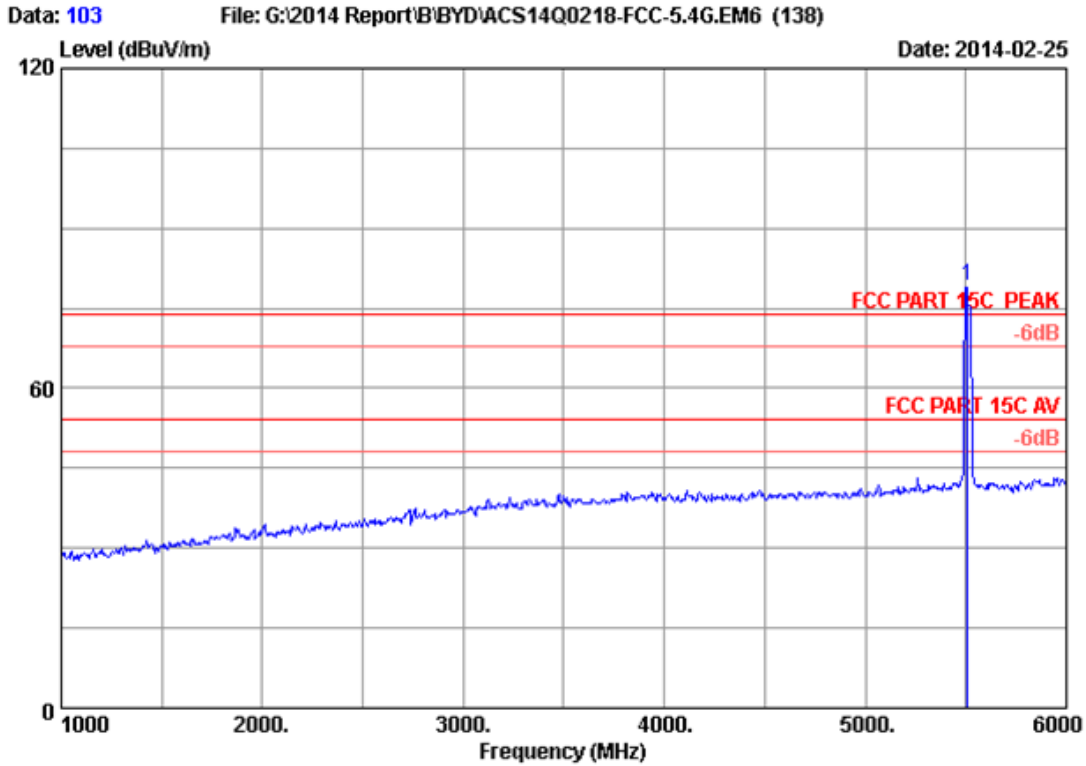
Site no. : 3m Chamber Data no. : 101
Dis. / Ant. : 3m 2013 3115 (4580) Ant. pol. : HORIZONTAL
Limit : FCC PART 15C PEAK
Env. / Ins. : 24°C/56% Engineer : Leo-Li
EUT : Notebook
Power Rating : DC 19V From Adapter Input AC 120V/60Hz
Test Mode : IEEE802.11ac VHT40 CH102 5510MHz Tx
M/N : RZ09-0116



Site no. : 3m Chamber Data no. : 102
 Dis. / Ant. : 3m 2013 3115 (4580) Ant. pol. : HORIZONTAL
 Limit : FCC PART 15C PEAK
 Env. / Ins. : 24°C/56% Engineer : Leo-Li
 EUT : Notebook
 Power Rating : DC 19V From Adapter Input AC 120V/60Hz
 Test Mode : IEEE802.11ac VHT40 CH102 5510MHz Tx
 M/N : RZ09-0116

No.	Freq. (MHz)	Ant. Factor (dB/m)	Cable Loss (dB)	AMP factor (dB)	Reading (dBuV)	Emission Level (dBuV/m)	Limits (dBuV/m)	Margin (dB)	Remark
1	11020.000	38.41	13.01	35.35	43.04	59.11	74.00	14.89	Peak
2	11020.000	38.41	13.01	35.35	29.89	45.96	54.00	8.04	Average

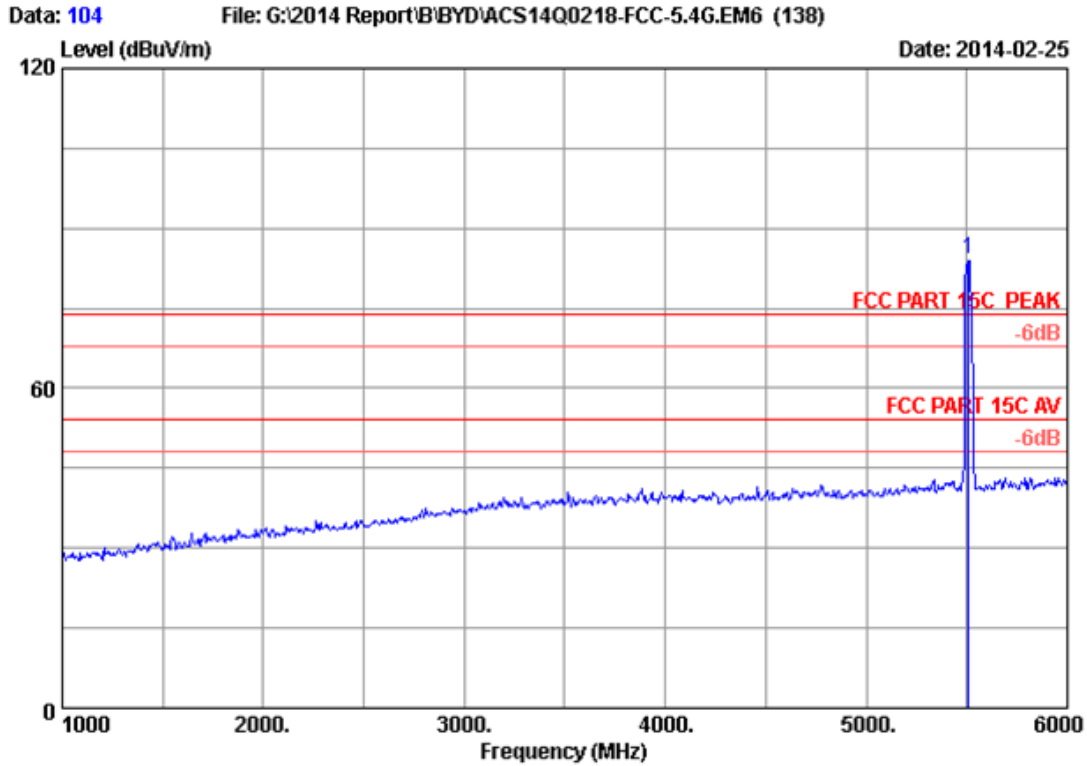
Remarks: 1. Emission Level= Antenna Factor + Cable Loss + Reading - Amp Factor
 2. The emission levels that are 20dB below the official limit are not reported.



Site no. : 3m Chamber Data no. : 103
 Dis. / Ant. : 3m 2013 3115 (4580) Ant. pol. : HORIZONTAL
 Limit : FCC PART 15C PEAK
 Env. / Ins. : 24°C/56% Engineer : Leo-Li
 EUT : Notebook
 Power Rating : DC 19V From Adapter Input AC 120V/60Hz
 Test Mode : IEEE802.11ac VHT40 CH102 5510MHz Tx
 M/N : RZ09-0116

No.	Freq. (MHz)	Ant. Factor (dB/m)	Cable Loss (dB)	AMP factor (dB)	Reading (dBuV)	Emission Level (dBuV/m)	Limits (dBuV/m)	Margin (dB)	Remark
1	5510.000	34.00	9.30	35.70	71.49	79.09	74.00	-5.09	Peak

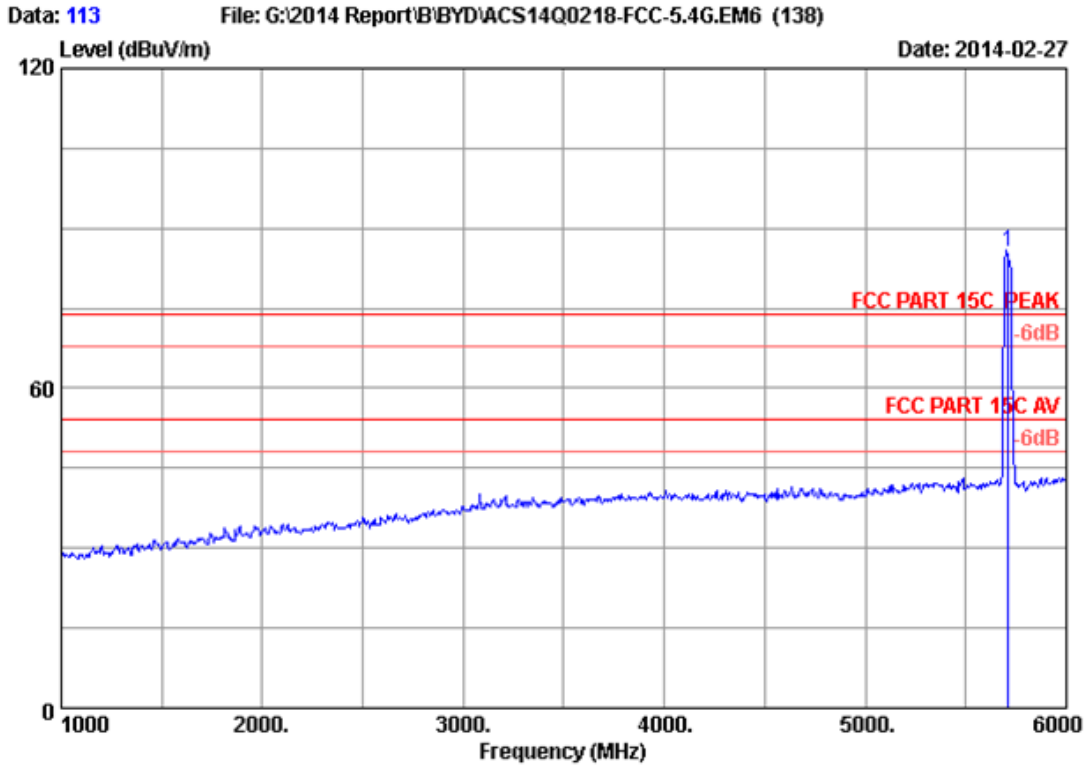
Remarks: 1. Emission Level= Antenna Factor + Cable Loss + Reading - Amp Factor
 2. The emission levels that are 20dB below the official limit are not reported.



Site no. : 3m Chamber Data no. : 104
 Dis. / Ant. : 3m 2013 3115 (4580) Ant. pol. : VERTICAL
 Limit : FCC PART 15C PEAK
 Env. / Ins. : 24°C/56% Engineer : Leo-Li
 EUT : Notebook
 Power Rating : DC 19V From Adapter Input AC 120V/60Hz
 Test Mode : IEEE802.11ac VHT40 CH102 5510MHz Tx
 M/N : RZ09-0116

No.	Freq. (MHz)	Ant. Factor (dB/m)	Cable Loss (dB)	AMP factor (dB)	Reading (dBuV)	Emission Level (dBuV/m)	Limits (dBuV/m)	Margin (dB)	Remark
1	5510.000	34.00	9.30	35.70	76.68	84.28	74.00	-10.28	Peak

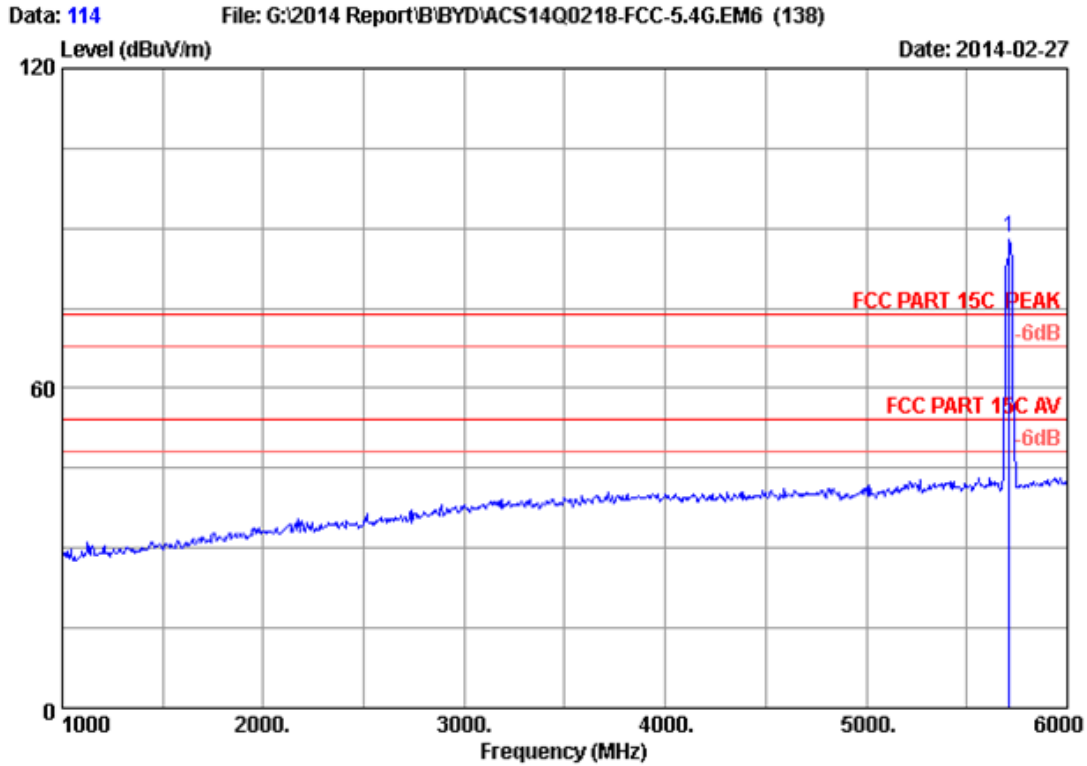
Remarks: 1. Emission Level= Antenna Factor + Cable Loss + Reading - Amp Factor
 2. The emission levels that are 20dB below the official limit are not reported.



Site no. : 3m Chamber Data no. : 113
 Dis. / Ant. : 3m 2013 3115 (4580) Ant. pol. : HORIZONTAL
 Limit : FCC PART 15C PEAK
 Env. / Ins. : 24°C/56% Engineer : Leo-Li
 EUT : Notebook
 Power Rating : DC 19V From Adapter Input AC 120V/60Hz
 Test Mode : IEEE802.11ac VHT40 CH142 5710MHz Tx
 M/N : RZ09-0116

No.	Freq. (MHz)	Ant. Factor (dB/m)	Cable Loss (dB)	AMP factor (dB)	Reading (dBuV)	Emission Level (dBuV/m)	Limits (dBuV/m)	Margin (dB)	Remark
1	5710.000	34.08	9.51	35.70	77.52	85.41	74.00	-11.41	Peak

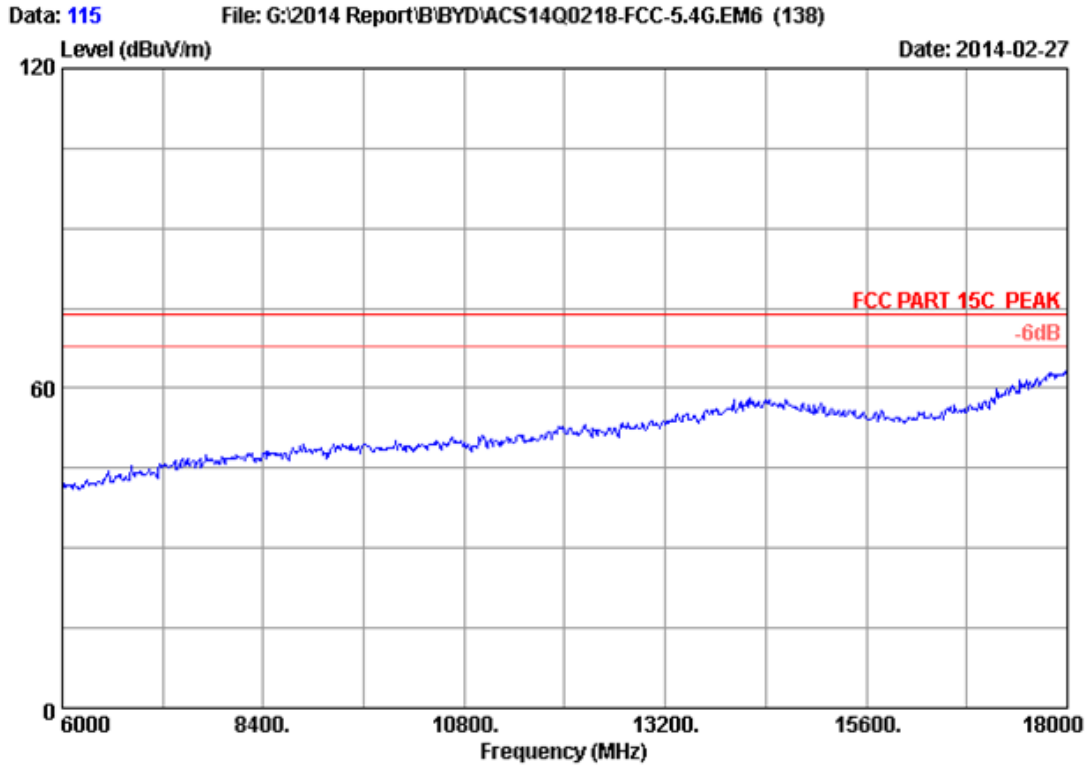
Remarks: 1. Emission Level= Antenna Factor + Cable Loss + Reading - Amp Factor
 2. The emission levels that are 20dB below the official limit are not reported.



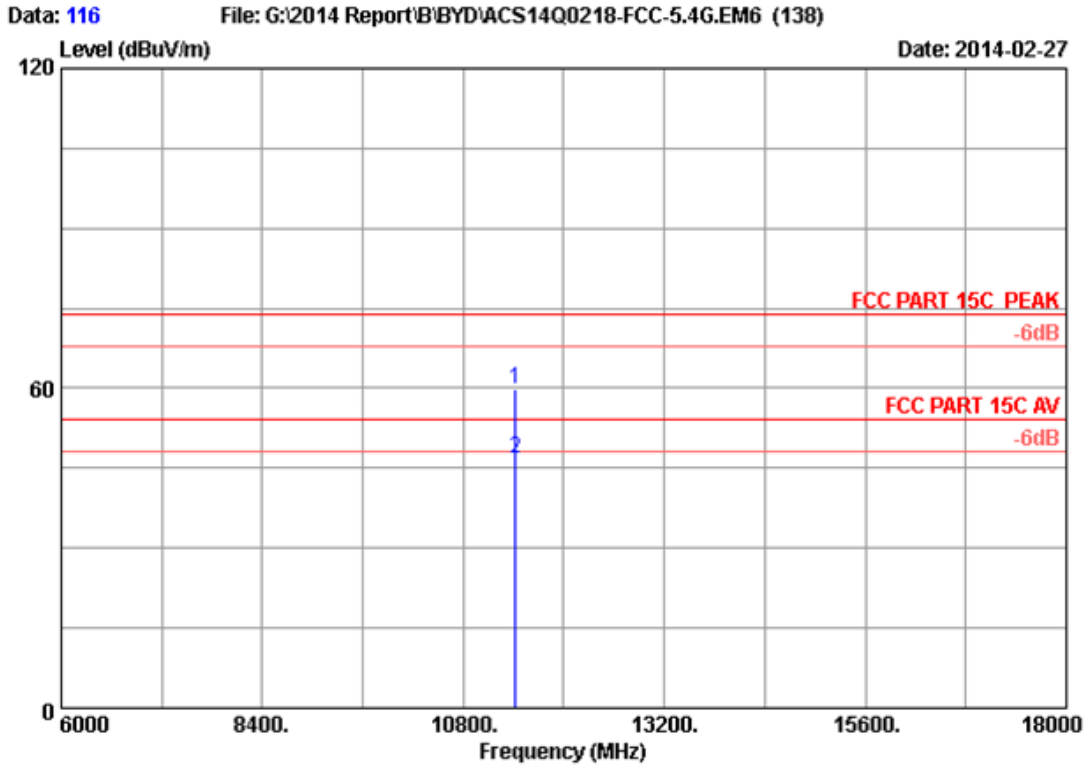
Site no. : 3m Chamber Data no. : 114
 Dis. / Ant. : 3m 2013 3115 (4580) Ant. pol. : VERTICAL
 Limit : FCC PART 15C PEAK
 Env. / Ins. : 24°C/56% Engineer : Leo-Li
 EUT : Notebook
 Power Rating : DC 19V From Adapter Input AC 120V/60Hz
 Test Mode : IEEE802.11ac VHT40 CH142 5710MHz Tx
 M/N : RZ09-0116

No.	Freq. (MHz)	Ant. Factor (dB/m)	Cable Loss (dB)	AMP factor (dB)	Reading (dBUV)	Emission Level (dBUV/m)	Limits (dBUV/m)	Margin (dB)	Remark
1	5710.000	34.08	9.51	35.70	80.31	88.20	74.00	-14.20	Peak

Remarks: 1. Emission Level= Antenna Factor + Cable Loss + Reading - Amp Factor
 2. The emission levels that are 20dB below the official limit are not reported.



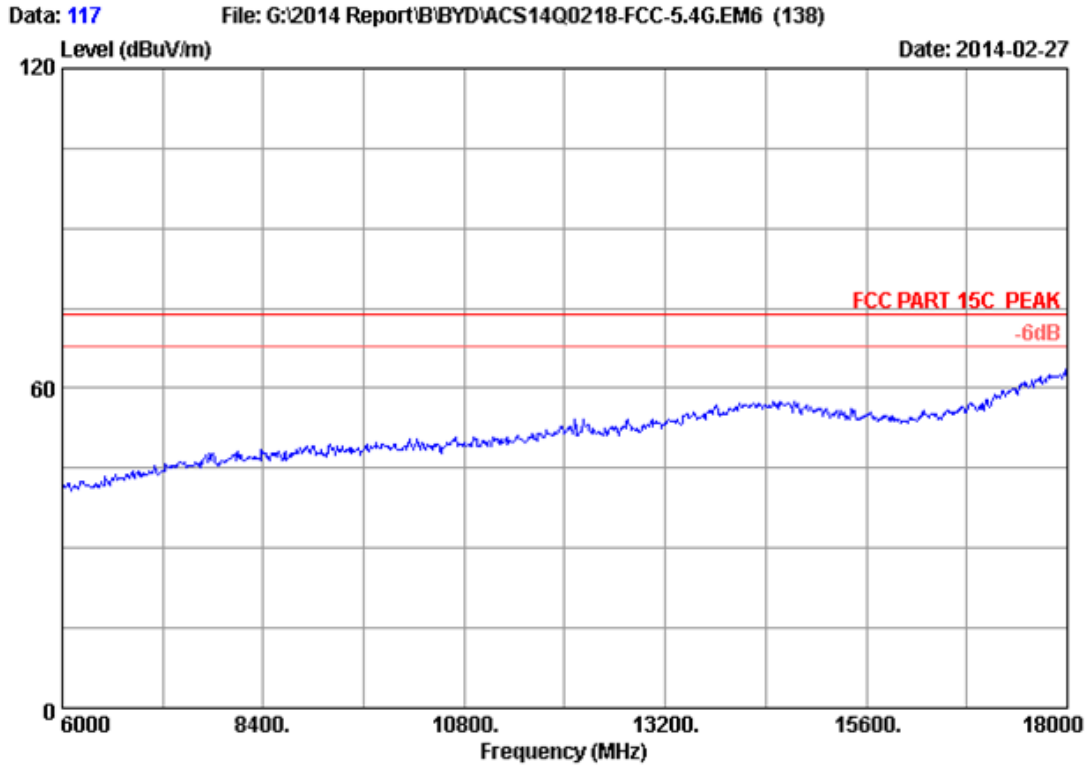
Site no. : 3m Chamber Data no. : 115
Dis. / Ant. : 3m 2013 3115 (4580) Ant. pol. : HORIZONTAL
Limit : FCC PART 15C PEAK
Env. / Ins. : 24°C/56% Engineer : Leo-Li
EUT : Notebook
Power Rating : DC 19V From Adapter Input AC 120V/60Hz
Test Mode : IEEE802.11ac VHT40 CH142 5710MHz Tx
M/N : RZ09-0116



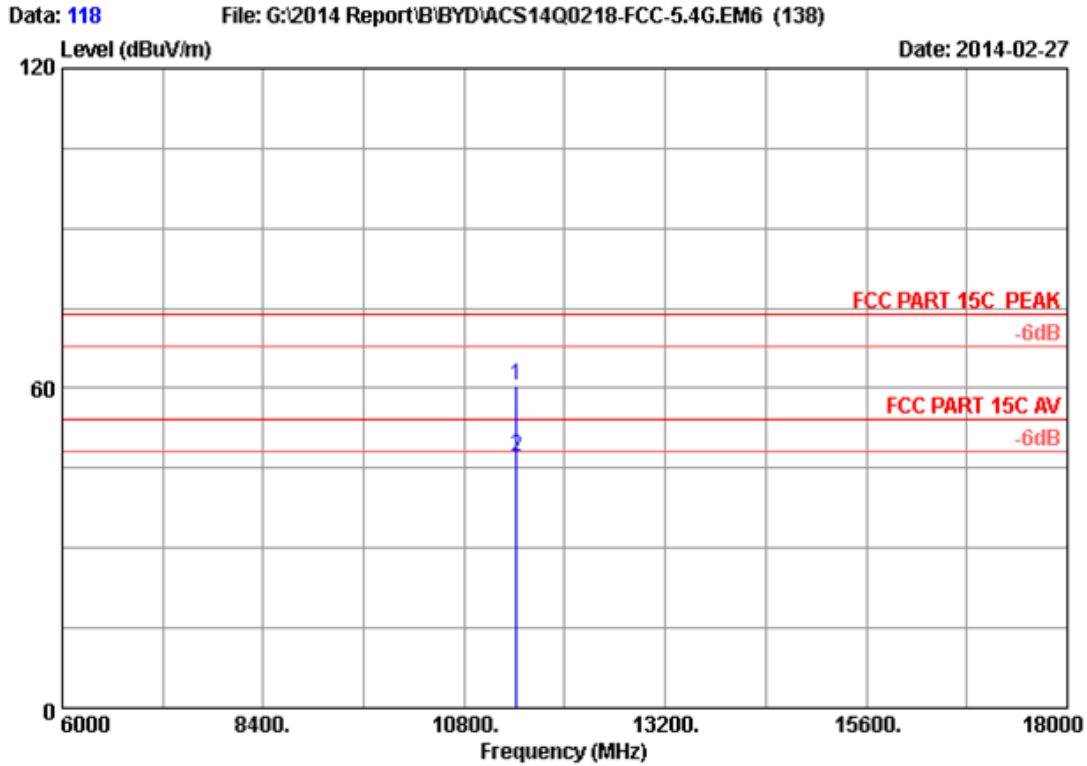
Site no. : 3m Chamber Data no. : 116
 Dis. / Ant. : 3m 2013 3115 (4580) Ant. pol. : HORIZONTAL
 Limit : FCC PART 15C PEAK
 Env. / Ins. : 24°C/56% Engineer : Leo-Li
 EUT : Notebook
 Power Rating : DC 19V From Adapter Input AC 120V/60Hz
 Test Mode : IEEE802.11ac VHT40 CH142 5710MHz Tx
 M/N : RZ09-0116

No.	Freq. (MHz)	Ant. Factor (dB/m)	Cable Loss (dB)	AMP factor (dB)	Reading (dBuV)	Emission Level (dBuV/m)	Limits (dBuV/m)	Margin (dB)	Remark
1	11420.000	38.65	13.24	35.29	43.28	59.88	74.00	14.12	Peak
2	11420.000	38.65	13.24	35.29	30.32	46.92	54.00	7.08	Average

Remarks: 1. Emission Level= Antenna Factor + Cable Loss + Reading - Amp Factor
 2. The emission levels that are 20dB below the official limit are not reported.



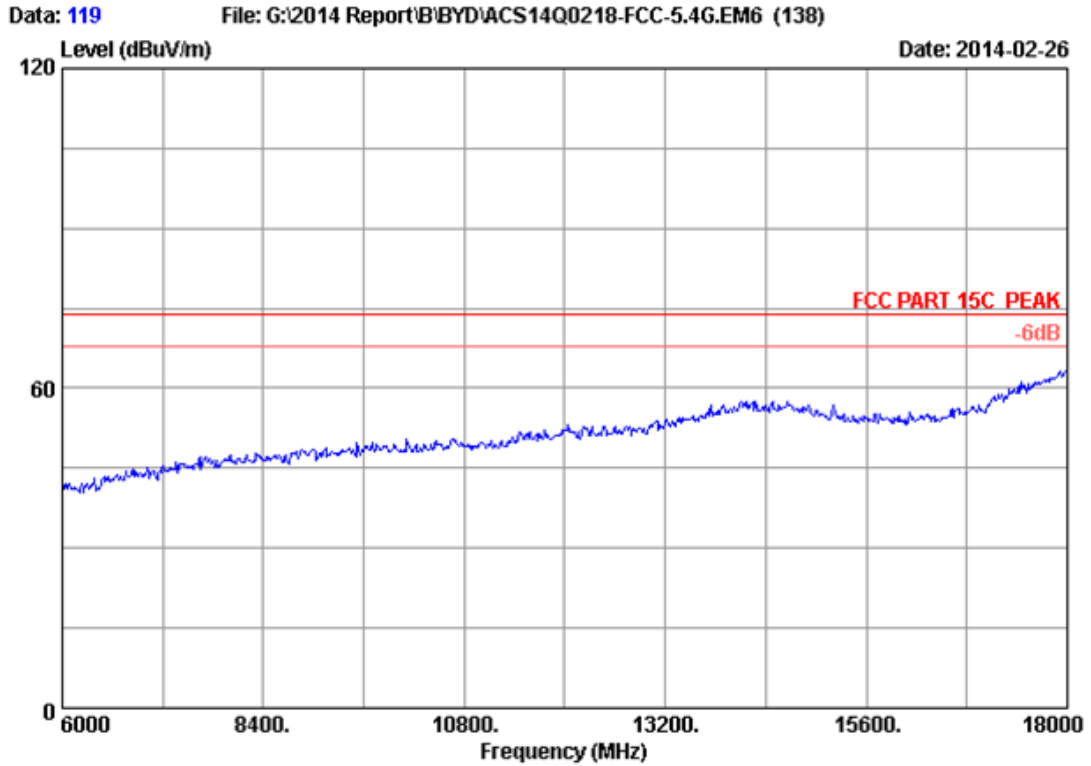
Site no. : 3m Chamber Data no. : 117
Dis. / Ant. : 3m 2013 3115 (4580) Ant. pol. : VERTICAL
Limit : FCC PART 15C PEAK
Env. / Ins. : 24°C/56% Engineer : Leo-Li
EUT : Notebook
Power Rating : DC 19V From Adapter Input AC 120V/60Hz
Test Mode : IEEE802.11ac VHT40 CH142 5710MHz Tx
M/N : RZ09-0116



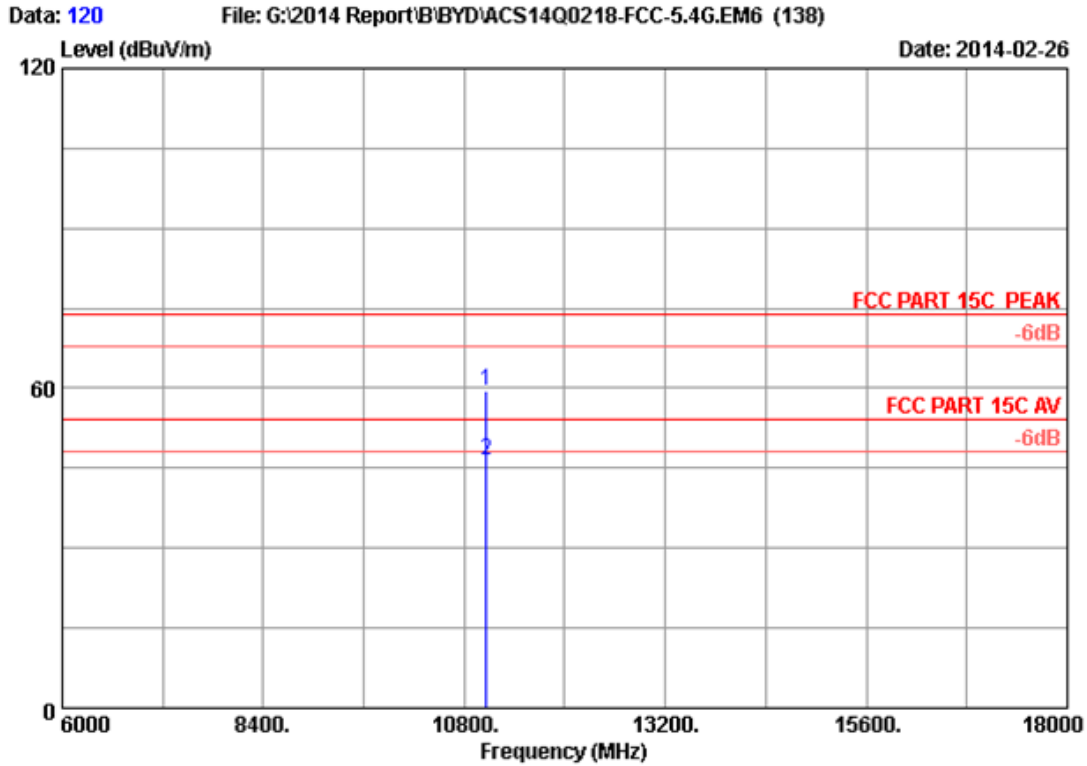
Site no. : 3m Chamber Data no. : 118
 Dis. / Ant. : 3m 2013 3115 (4580) Ant. pol. : VERTICAL
 Limit : FCC PART 15C PEAK
 Env. / Ins. : 24°C/56% Engineer : Leo-Li
 EUT : Notebook
 Power Rating : DC 19V From Adapter Input AC 120V/60Hz
 Test Mode : IEEE802.11ac VHT40 CH142 5710MHz Tx
 M/N : RZ09-0116

No.	Freq. (MHz)	Ant. Factor (dB/m)	Cable Loss (dB)	AMP factor (dB)	Reading (dBuV)	Emission Level (dBuV/m)	Limits (dBuV/m)	Margin (dB)	Remark
1	11420.000	38.65	13.24	35.29	43.78	60.38	74.00	13.62	Peak
2	11420.000	38.65	13.24	35.29	30.54	47.14	54.00	6.86	Average

Remarks: 1. Emission Level= Antenna Factor + Cable Loss + Reading - Amp Factor
 2. The emission levels that are 20dB below the official limit are not reported.



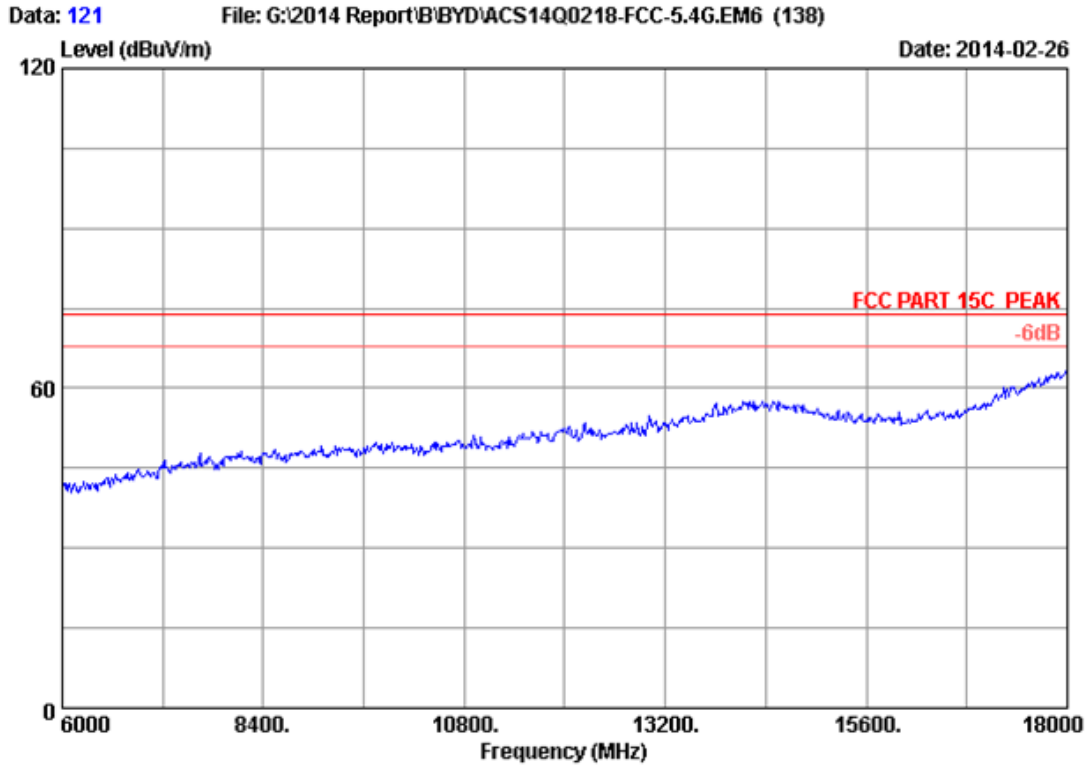
Site no. : 3m Chamber Data no. : 119
Dis. / Ant. : 3m 2013 3115 (4580) Ant. pol. : VERTICAL
Limit : FCC PART 15C PEAK
Env. / Ins. : 24°C/56% Engineer : Leo-Li
EUT : Notebook
Power Rating : DC 19V From Adapter Input AC 120V/60Hz
Test Mode : IEEE802.11ac VHT80 CH106 5530MHz Tx
M/N : RZ09-0116



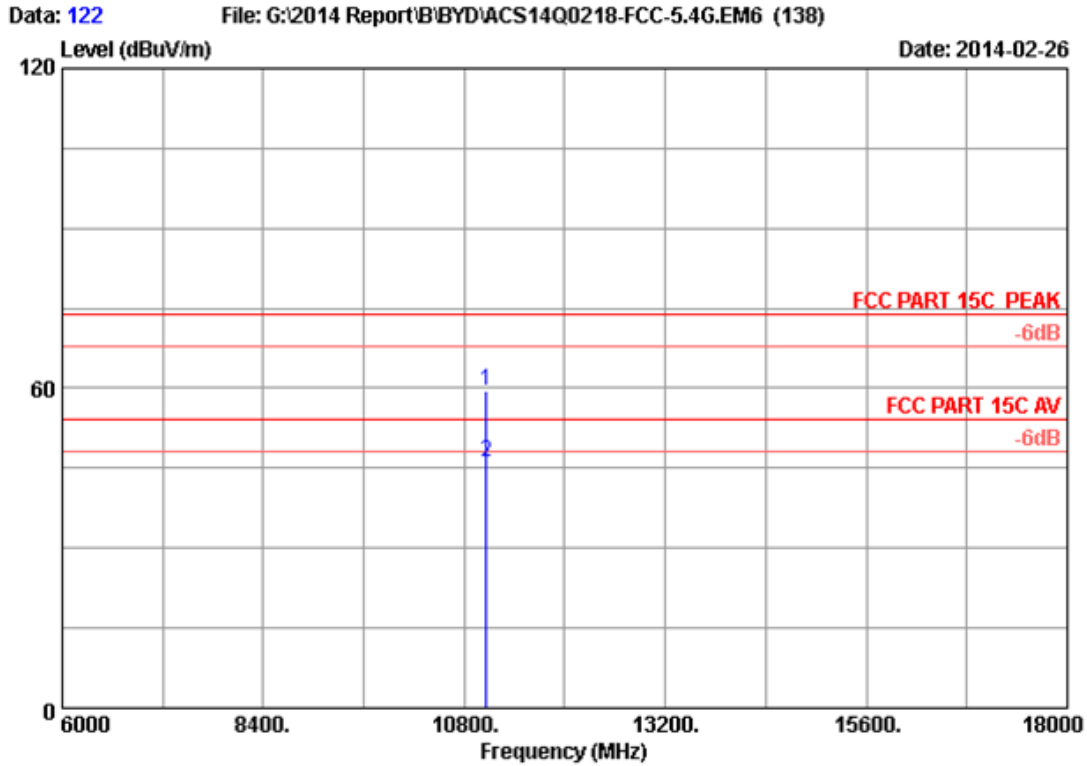
Site no. : 3m Chamber Data no. : 120
 Dis. / Ant. : 3m 2013 3115 (4580) Ant. pol. : VERTICAL
 Limit : FCC PART 15C PEAK
 Env. / Ins. : 24°C/56% Engineer : Leo-Li
 EUT : Notebook
 Power Rating : DC 19V From Adapter Input AC 120V/60Hz
 Test Mode : IEEE802.11ac VHT80 CH106 5530MHz Tx
 M/N : RZ09-0116

No.	Freq. (MHz)	Ant. Factor (dB/m)	Cable Loss (dB)	AMP factor (dB)	Reading (dBuV)	Emission Level (dBuV/m)	Limits (dBuV/m)	Margin (dB)	Remark
1	11060.000	38.44	13.03	35.34	43.52	59.65	74.00	14.35	Peak
2	11060.000	38.44	13.03	35.34	30.45	46.58	54.00	7.42	Average

Remarks: 1. Emission Level= Antenna Factor + Cable Loss + Reading - Amp Factor
 2. The emission levels that are 20dB below the official limit are not reported.



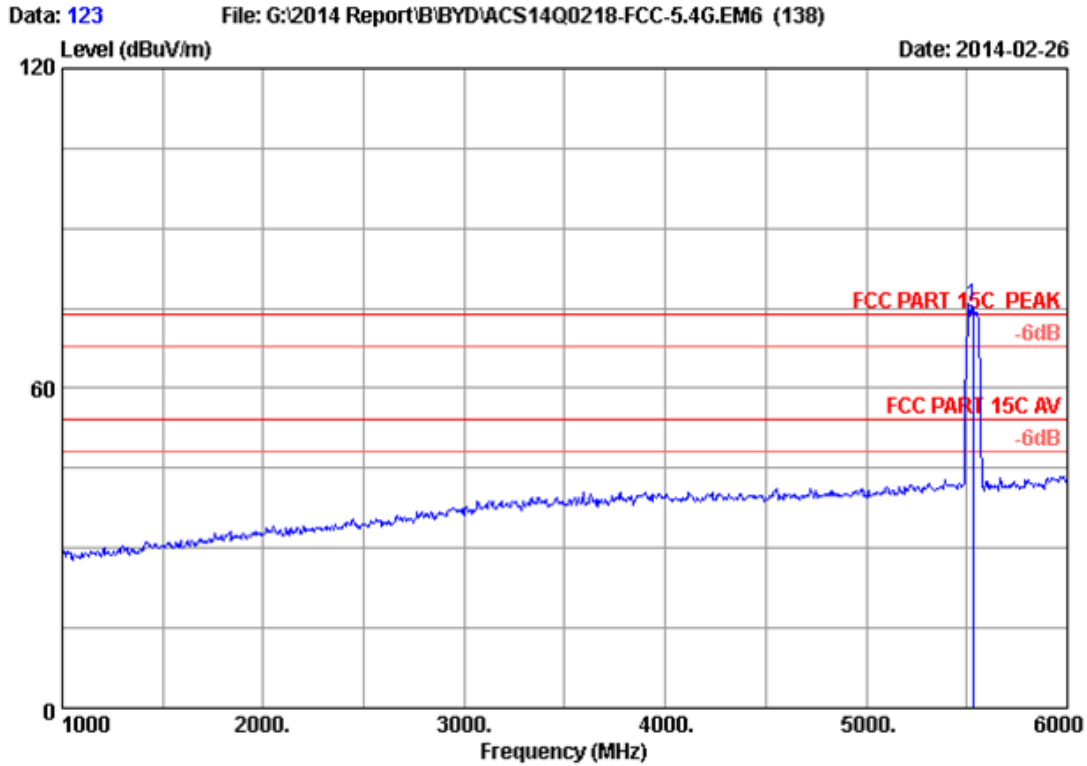
Site no. : 3m Chamber Data no. : 121
Dis. / Ant. : 3m 2013 3115 (4580) Ant. pol. : HORIZONTAL
Limit : FCC PART 15C PEAK
Env. / Ins. : 24°C/56% Engineer : Leo-Li
EUT : Notebook
Power Rating : DC 19V From Adapter Input AC 120V/60Hz
Test Mode : IEEE802.11ac VHT80 CH106 5530MHz Tx
M/N : RZ09-0116



Site no. : 3m Chamber Data no. : 122
 Dis. / Ant. : 3m 2013 3115 (4580) Ant. pol. : HORIZONTAL
 Limit : FCC PART 15C PEAK
 Env. / Ins. : 24°C/56% Engineer : Leo-Li
 EUT : Notebook
 Power Rating : DC 19V From Adapter Input AC 120V/60Hz
 Test Mode : IEEE802.11ac VHT80 CH106 5530MHz Tx
 M/N : RZ09-0116

No.	Freq. (MHz)	Ant. Factor (dB/m)	Cable Loss (dB)	AMP factor (dB)	Reading (dBuV)	Emission Level (dBuV/m)	Limits (dBuV/m)	Margin (dB)	Remark
1	11060.000	38.44	13.03	35.34	43.28	59.41	74.00	14.59	Peak
2	11060.000	38.44	13.03	35.34	30.09	46.22	54.00	7.78	Average

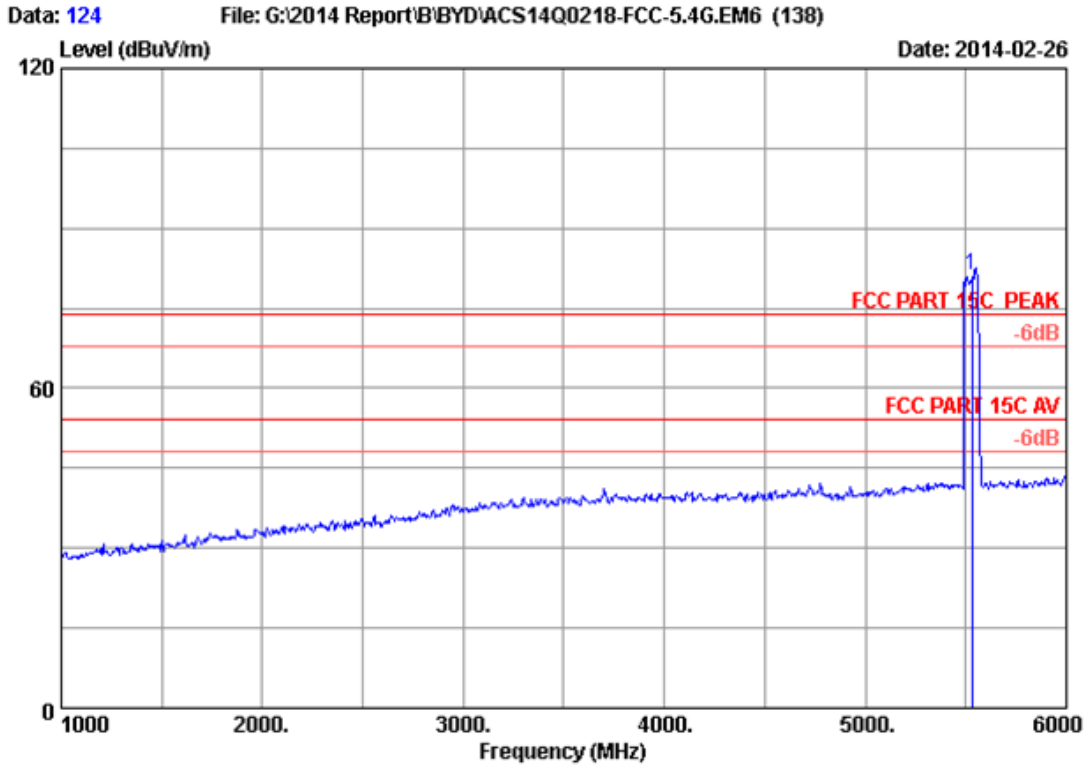
Remarks: 1. Emission Level= Antenna Factor + Cable Loss + Reading - Amp Factor
 2. The emission levels that are 20dB below the official limit are not reported.



Site no. : 3m Chamber Data no. : 123
 Dis. / Ant. : 3m 2013 3115 (4580) Ant. pol. : HORIZONTAL
 Limit : FCC PART 15C PEAK
 Env. / Ins. : 24°C/56% Engineer : Leo-Li
 EUT : Notebook
 Power Rating : DC 19V From Adapter Input AC 120V/60Hz
 Test Mode : IEEE802.11ac VHT80 CH106 5530MHz Tx
 M/N : RZ09-0116

No.	Freq. (MHz)	Ant. Factor (dB/m)	Cable Loss (dB)	AMP factor (dB)	Reading (dBuV)	Emission Level (dBuV/m)	Limits (dBuV/m)	Margin (dB)	Remark
1	5530.000	34.01	9.32	35.70	67.97	75.60	74.00	-1.60	Peak

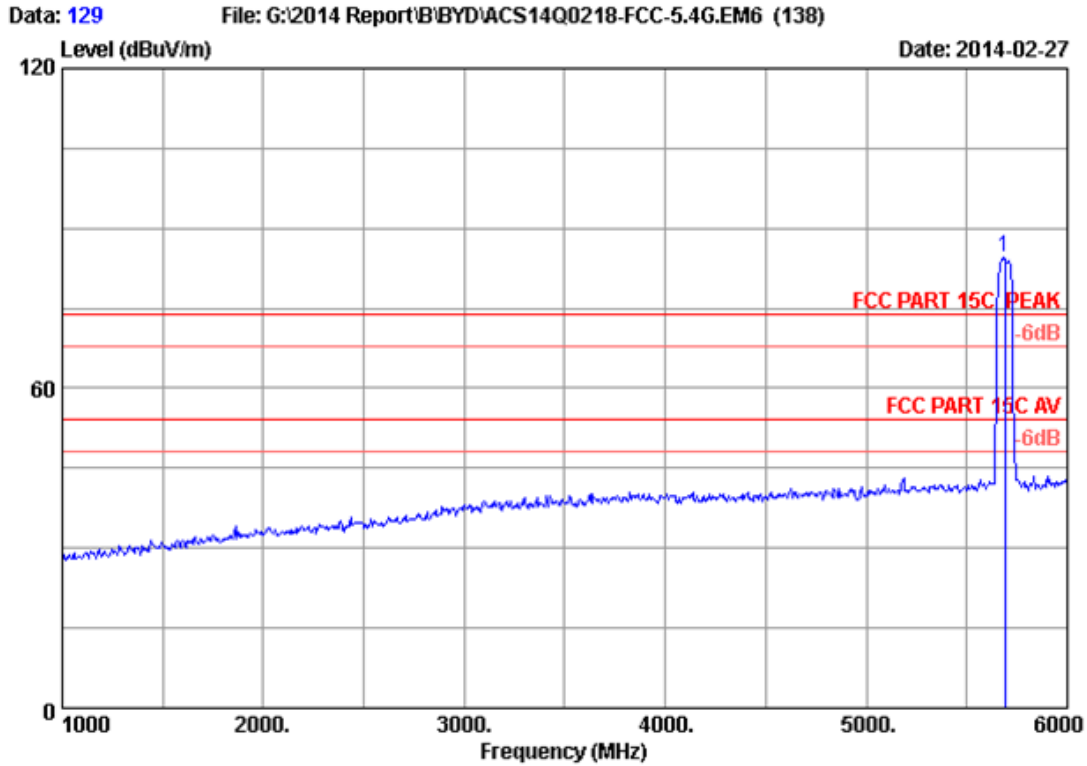
Remarks: 1. Emission Level= Antenna Factor + Cable Loss + Reading - Amp Factor
 2. The emission levels that are 20dB below the official limit are not reported.



Site no. : 3m Chamber Data no. : 124
 Dis. / Ant. : 3m 2013 3115 (4580) Ant. pol. : VERTICAL
 Limit : FCC PART 15C PEAK
 Env. / Ins. : 24°C/56% Engineer : Leo-Li
 EUT : Notebook
 Power Rating : DC 19V From Adapter Input AC 120V/60Hz
 Test Mode : IEEE802.11ac VHT80 CH106 5530MHz Tx
 M/N : RZ09-0116

No.	Freq. (MHz)	Ant. Factor (dB/m)	Cable Loss (dB)	AMP factor (dB)	Reading (dBuV)	Emission Level (dBuV/m)	Limits (dBuV/m)	Margin (dB)	Remark
1	5530.000	34.01	9.32	35.70	73.68	81.31	74.00	-7.31	Peak

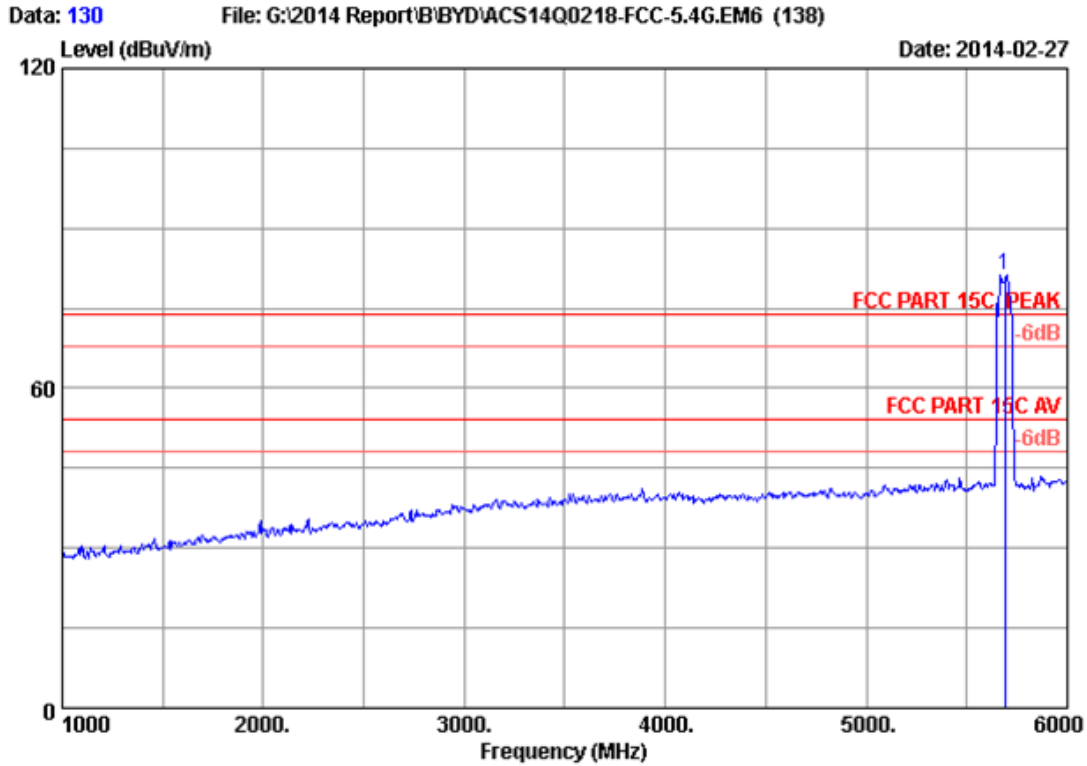
Remarks: 1. Emission Level= Antenna Factor + Cable Loss + Reading - Amp Factor
 2. The emission levels that are 20dB below the official limit are not reported.



Site no. : 3m Chamber Data no. : 129
 Dis. / Ant. : 3m 2013 3115 (4580) Ant. pol. : VERTICAL
 Limit : FCC PART 15C PEAK
 Env. / Ins. : 24°C/56% Engineer : Leo-Li
 EUT : Notebook
 Power Rating : DC 19V From Adapter Input AC 120V/60Hz
 Test Mode : IEEE802.11ac VHT80 CH138 5690MHz Tx
 M/N : RZ09-0116

No.	Freq. (MHz)	Ant. Factor (dB/m)	Cable Loss (dB)	AMP factor (dB)	Reading (dBuV)	Emission Level (dBuV/m)	Limits (dBuV/m)	Margin (dB)	Remark
1	5690.000	34.08	9.49	35.70	76.73	84.60	74.00	-10.60	Peak

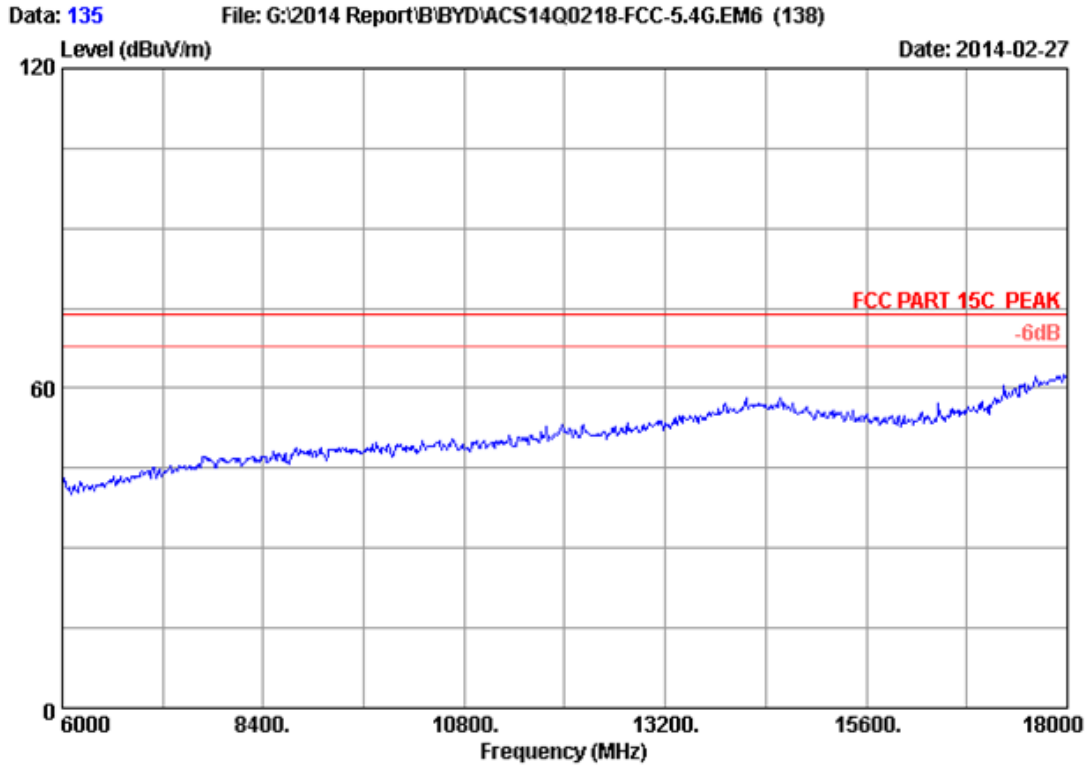
Remarks: 1. Emission Level= Antenna Factor + Cable Loss + Reading - Amp Factor
 2. The emission levels that are 20dB below the official limit are not reported.



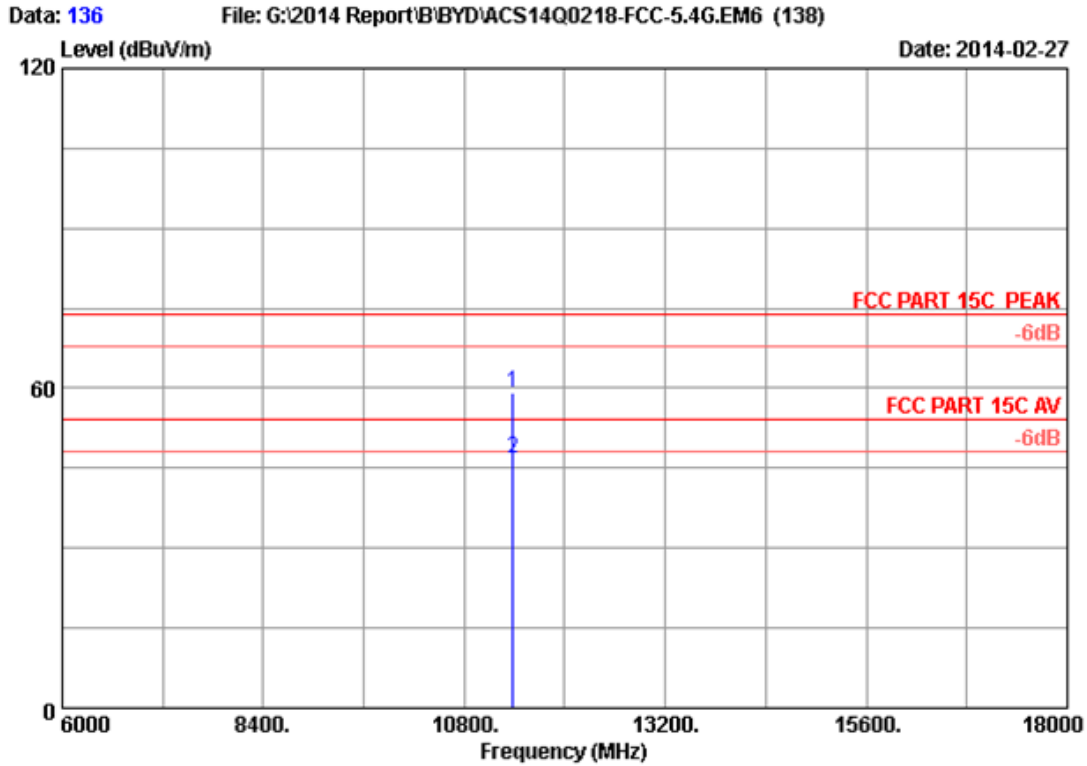
Site no. : 3m Chamber Data no. : 130
 Dis. / Ant. : 3m 2013 3115 (4580) Ant. pol. : HORIZONTAL
 Limit : FCC PART 15C PEAK
 Env. / Ins. : 24°C/56% Engineer : Leo-Li
 EUT : Notebook
 Power Rating : DC 19V From Adapter Input AC 120V/60Hz
 Test Mode : IEEE802.11ac VHT80 CH138 5690MHz Tx
 M/N : RZ09-0116

No.	Freq. (MHz)	Ant. Factor (dB/m)	Cable Loss (dB)	AMP factor (dB)	Reading (dBuV)	Emission Level (dBuV/m)	Limits (dBuV/m)	Margin (dB)	Remark
1	5690.000	34.08	9.49	35.70	73.44	81.31	74.00	-7.31	Peak

Remarks: 1. Emission Level= Antenna Factor + Cable Loss + Reading - Amp Factor
 2. The emission levels that are 20dB below the official limit are not reported.



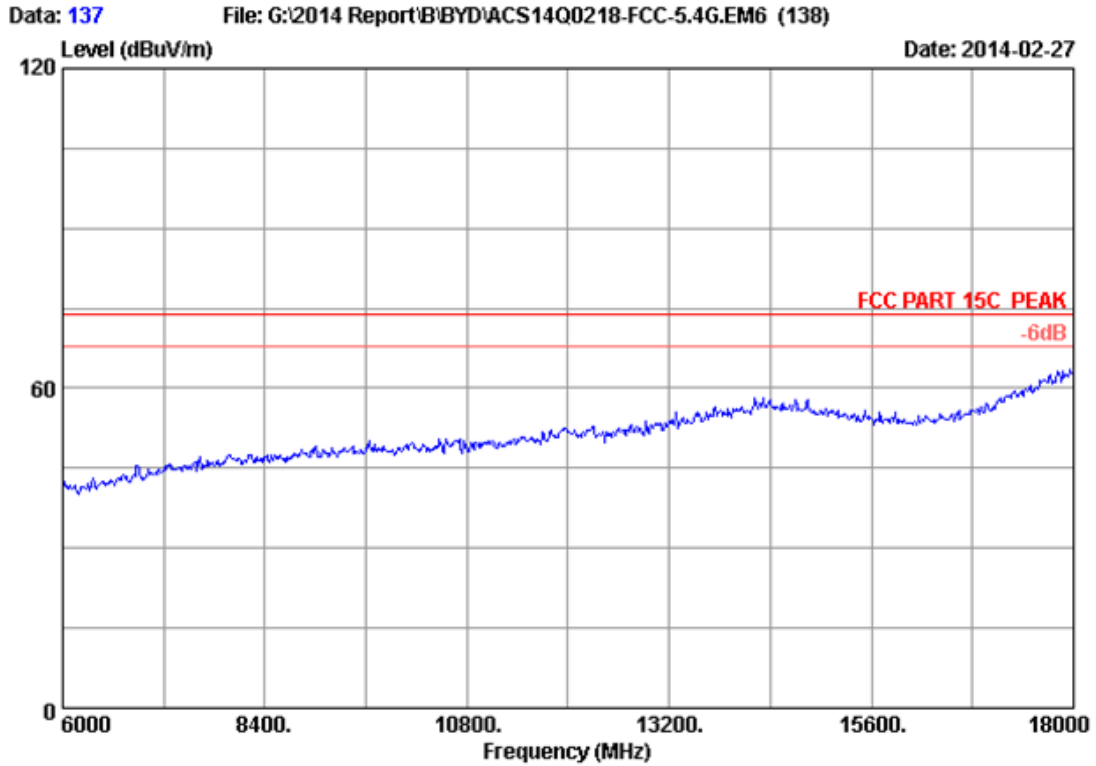
Site no. : 3m Chamber Data no. : 135
Dis. / Ant. : 3m 2013 3115 (4580) Ant. pol. : HORIZONTAL
Limit : FCC PART 15C PEAK
Env. / Ins. : 24°C/56% Engineer : Leo-Li
EUT : Notebook
Power Rating : DC 19V From Adapter Input AC 120V/60Hz
Test Mode : IEEE802.11ac VHT80 CH138 5690MHz Tx
M/N : RZ09-0116



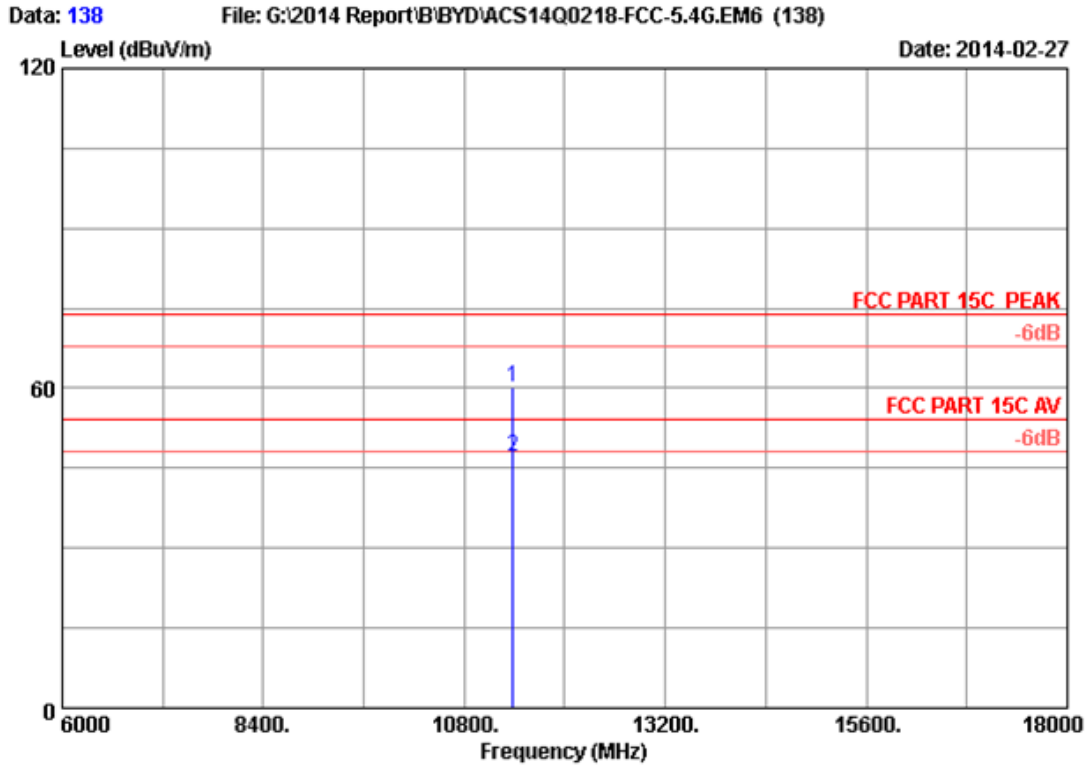
Site no. : 3m Chamber Data no. : 136
 Dis. / Ant. : 3m 2013 3115 (4580) Ant. pol. : HORIZONTAL
 Limit : FCC PART 15C PEAK
 Env. / Ins. : 24°C/56% Engineer : Leo-Li
 EUT : Notebook
 Power Rating : DC 19V From Adapter Input AC 120V/60Hz
 Test Mode : IEEE802.11ac VHT80 CH138 5690MHz Tx
 M/N : RZ09-0116

No.	Freq. (MHz)	Ant. Factor (dB/m)	Cable Loss (dB)	AMP factor (dB)	Reading (dBuV)	Emission Level (dBuV/m)	Limits (dBuV/m)	Margin (dB)	Remark
1	11380.000	38.63	13.22	35.29	42.66	59.22	74.00	14.78	Peak
2	11380.000	38.63	13.22	35.29	30.09	46.65	54.00	7.35	Average

Remarks: 1. Emission Level= Antenna Factor + Cable Loss + Reading - Amp Factor
 2. The emission levels that are 20dB below the official limit are not reported.



Site no. : 3m Chamber Data no. : 137
Dis. / Ant. : 3m 2013 3115 (4580) Ant. pol. : VERTICAL
Limit : FCC PART 15C PEAK
Env. / Ins. : 24°C/56% Engineer : Leo-Li
EUT : Notebook
Power Rating : DC 19V From Adapter Input AC 120V/60Hz
Test Mode : IEEE802.11ac VHT80 CH138 5690MHz Tx
M/N : RZ09-0116



Site no. : 3m Chamber Data no. : 138
 Dis. / Ant. : 3m 2013 3115 (4580) Ant. pol. : VERTICAL
 Limit : FCC PART 15C PEAK
 Env. / Ins. : 24°C/56% Engineer : Leo-Li
 EUT : Notebook
 Power Rating : DC 19V From Adapter Input AC 120V/60Hz
 Test Mode : IEEE802.11ac VHT80 CH138 5690MHz Tx
 M/N : RZ09-0116

No.	Freq. (MHz)	Ant. Factor (dB/m)	Cable Loss (dB)	AMP factor (dB)	Reading (dBuV)	Emission Level (dBuV/m)	Limits (dBuV/m)	Margin (dB)	Remark
1	11380.000	38.63	13.22	35.29	43.58	60.14	74.00	13.86	Peak
2	11380.000	38.63	13.22	35.29	30.44	47.00	54.00	7.00	Average

Remarks: 1. Emission Level= Antenna Factor + Cable Loss + Reading - Amp Factor
 2. The emission levels that are 20dB below the official limit are not reported.

5. BAND EDGE COMPLIANCE TEST

5.1. Test Equipment

Item	Equipment	Manufacturer	Model No.	Serial No.	Last Cal.	Cal. Interval
1.	Spectrum	Agilent	E4446A	US44300459	May.08, 13	1 Year
2.	Amp	HP	8449B	3008A08495	May.08, 13	1 Year
3.	Antenna	EMCO	3115	9607-4877	May.08, 13	1Year
4.	HF Cable	Hubersuhne	Sucoflex104	-	May.08, 13	1 Year

5.2. Limit

All the lower and upper band-edges emissions appearing within restricted frequency bands shall not exceed the limits shown in 15.209, all the emissions outside operation frequency band shall comply with 15.407(b)(1) requirement.

5.3. Test Procedure

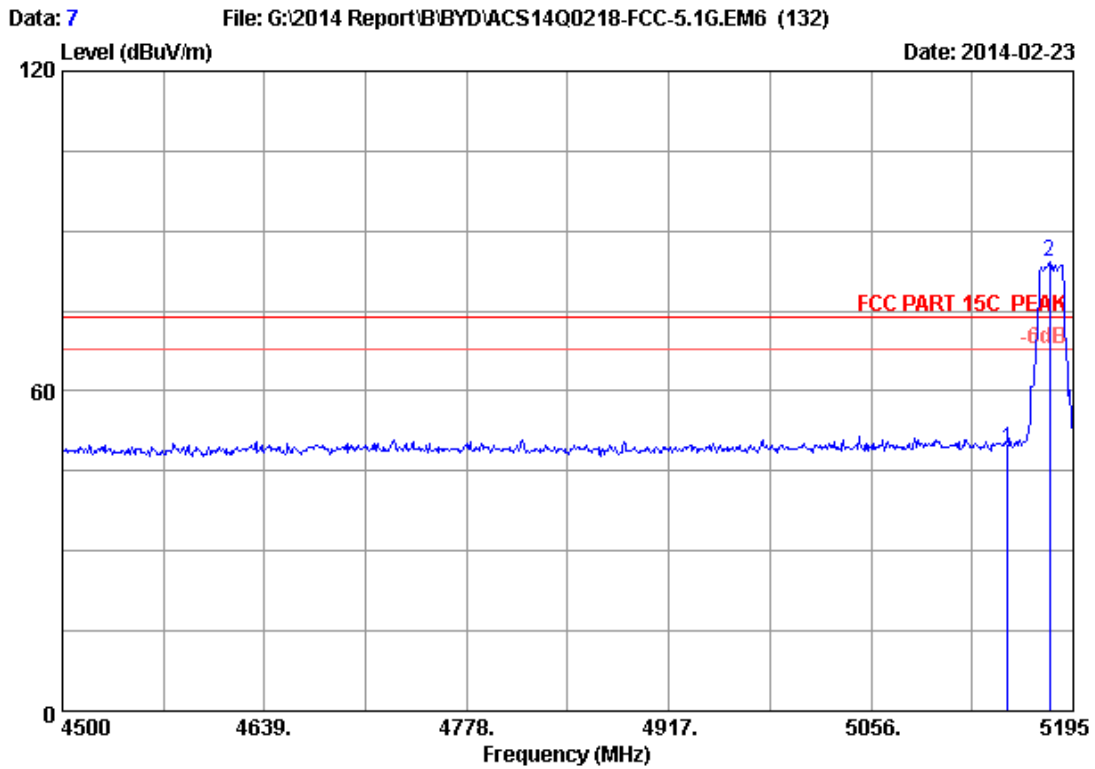
1. The EUT is placed on a turntable, which is 0.8m above the ground plane and worked at highest radiated power.
2. The turntable was rotated for 360 degrees to determine the position of maximum emission level.
3. EUT is set 3m away from the receiving antenna, which is varied from 1m to 4m to find out the highest emission.
4. Set the spectrum analyzer in the following setting in order to capture the lower and upper band-edges of the emission:
 - (a) PEAK: RBW=1MHz; VBW=3MHz; Sweep=AUTO
 - (b) AVERAGE: RBW=1MHz; VBW=10Hz; Sweep=AUTO
5. The maximum emission at 3m distance was measured and recorded with receive antenna in both vertical and horizontal by rotating the turntable and by lowering the receive antenna.
6. The EUT was then removed and replaced with a substitution antenna in the same position and the substitution antenna must have the same polarization with the receive antenna.
7. A signal which have the same frequency obtained in step 2 was fed to the substitution, the receive antenna was raised and lowered to obtain a maximum reading at the test receiver, the level of the signal generator was adjusted until the measured field strength level in step 2 was obtained, recorded the level of the signal generator.
8. Repeated step 4 with both antenna polarizations

9. The spurious emissions is equal to the power supplied by the signal generator and corrections due to the gain of the substitution antenna and the cable loss between the signal generator and the substitution antenna.

5.4. Test Results

Pass (The testing data was attached in the next pages.)

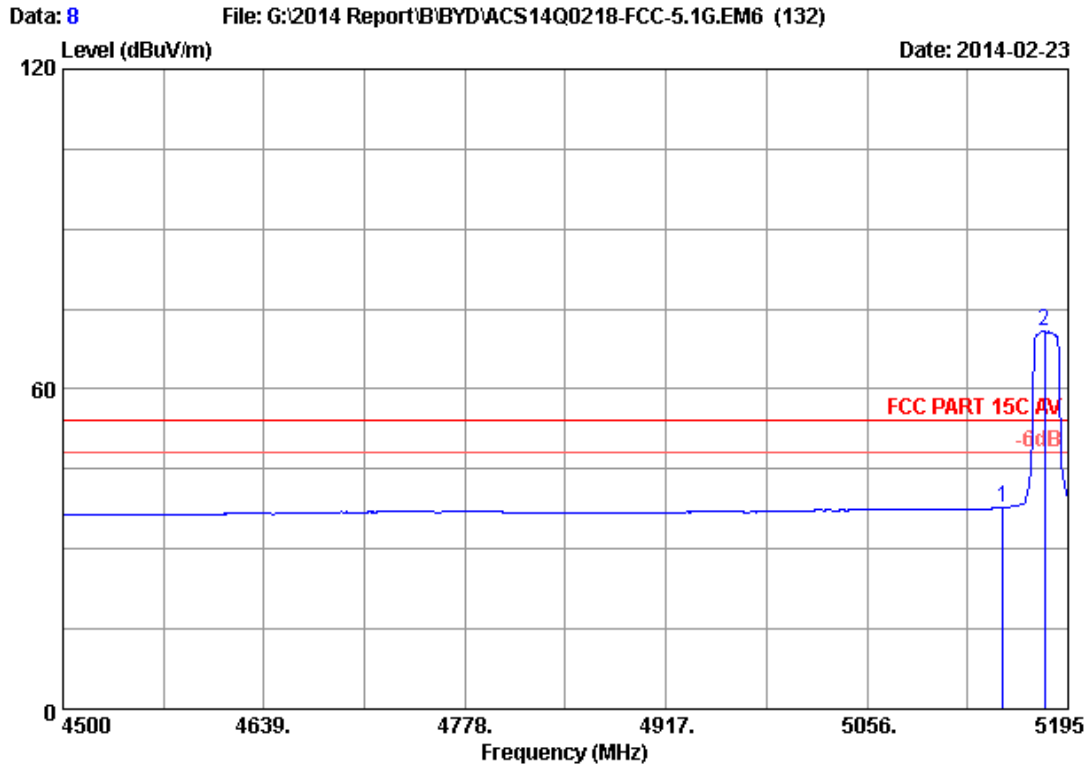
5150-5250MHz:



Site no. : 3m Chamber Data no. : 7
 Dis. / Ant. : 3m 2013 3115 (4580) Ant. pol. : HORIZONTAL
 Limit : FCC PART 15C PEAK
 Env. / Ins. : 24°C/56% Engineer : Leo-Li
 EUT : Notebook
 Power Rating : DC 19V From Adapter Input AC 120V/60Hz
 Test Mode : IEEE802.11a CH36 5180MHz Tx
 M/N : R209-0116

No.	Freq. (MHz)	Ant. Factor (dB/m)	Cable Loss (dB)	AMP factor (dB)	Reading (dBuV)	Emission Level (dBuV/m)	Limits (dBuV/m)	Margin (dB)	Remark
1	5150.000	33.44	8.92	35.70	42.60	49.26	74.00	24.74	Peak
2	5179.015	33.49	8.95	35.70	77.48	84.22	74.00	-10.22	Peak

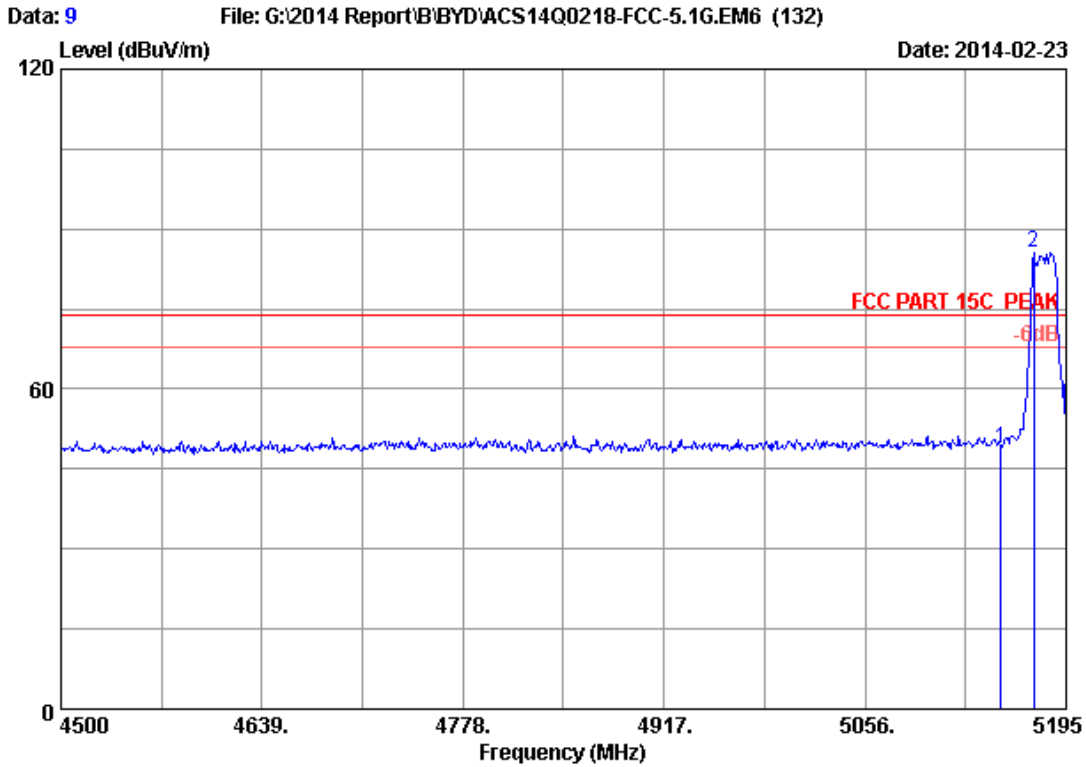
Remarks: 1. Emission Level= Antenna Factor + Cable Loss + Reading - Amp Factor
 2. The emission levels that are 20dB below the official limit are not reported.



Site no. : 3m Chamber Data no. : 8
 Dis. / Ant. : 3m 2013 3115 (4580) Ant. pol. : HORIZONTAL
 Limit : FCC PART 15C AV
 Env. / Ins. : 24°C/56% Engineer : Leo-Li
 EUT : Notebook
 Power Rating : DC 19V From Adapter Input AC 120V/60Hz
 Test Mode : IEEE802.11a CH36 5180MHz Tx
 M/N : RZ09-0116

No.	Freq. (MHz)	Ant. Factor (dB/m)	Cable Loss (dB)	AMP factor (dB)	Reading (dBuV)	Emission Level (dBuV/m)	Limits (dBuV/m)	Margin (dB)	Remark
1	5150.000	33.44	8.92	35.70	31.09	37.75	54.00	16.25	Average
2	5179.015	33.49	8.95	35.70	64.14	70.88	54.00	-16.88	Average

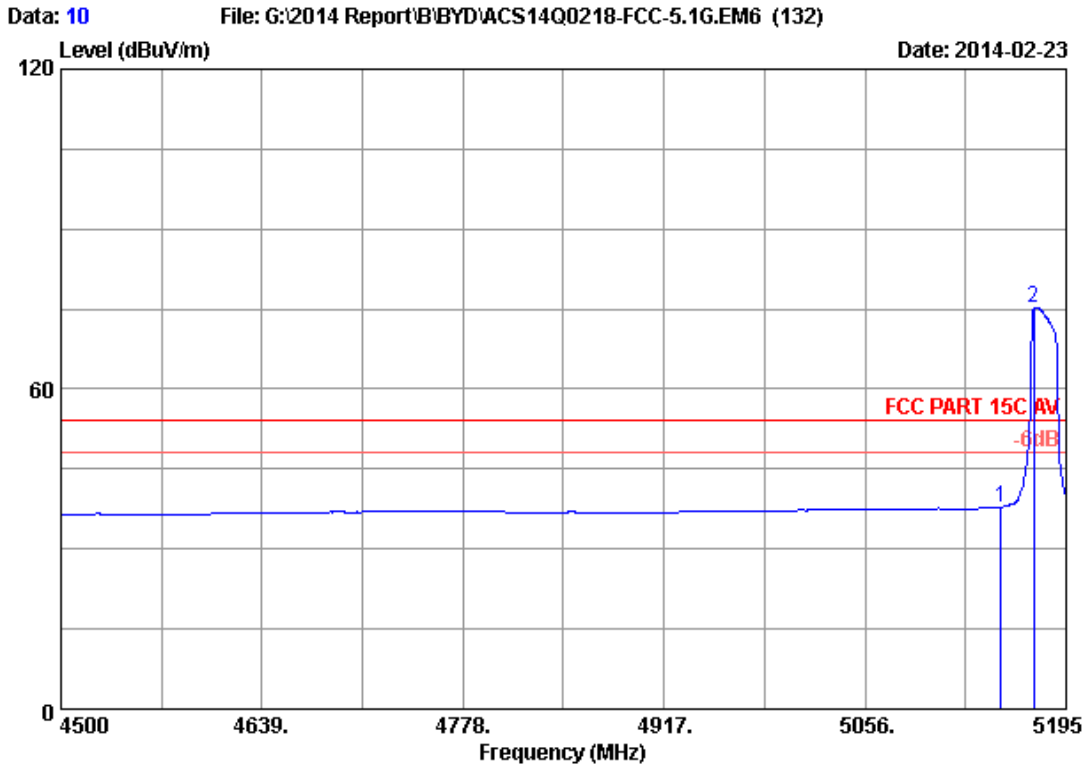
Remarks: 1. Emission Level= Antenna Factor + Cable Loss + Reading
 -Amp Factor
 2. The emission levels that are 20dB below the official
 limit are not reported.



Site no. : 3m Chamber Data no. : 9
 Dis. / Ant. : 3m 2013 3115 (4580) Ant. pol. : VERTICAL
 Limit : FCC PART 15C PEAK
 Env. / Ins. : 24°C/56% Engineer : Leo-Li
 EUT : Notebook
 Power Rating : DC 19V From Adapter Input AC 120V/60Hz
 Test Mode : IEEE802.11a CH36 5180MHz Tx
 M/N : RZ09-0116

No.	Freq. (MHz)	Ant. Factor (dB/m)	Cable Loss (dB)	AMP factor (dB)	Reading (dBuV)	Emission Level (dBuV/m)	Limits (dBuV/m)	Margin (dB)	Remark
1	5150.000	33.44	8.92	35.70	42.30	48.96	74.00	25.04	Peak
2	5172.760	33.48	8.95	35.70	78.97	85.70	74.00	-11.70	Peak

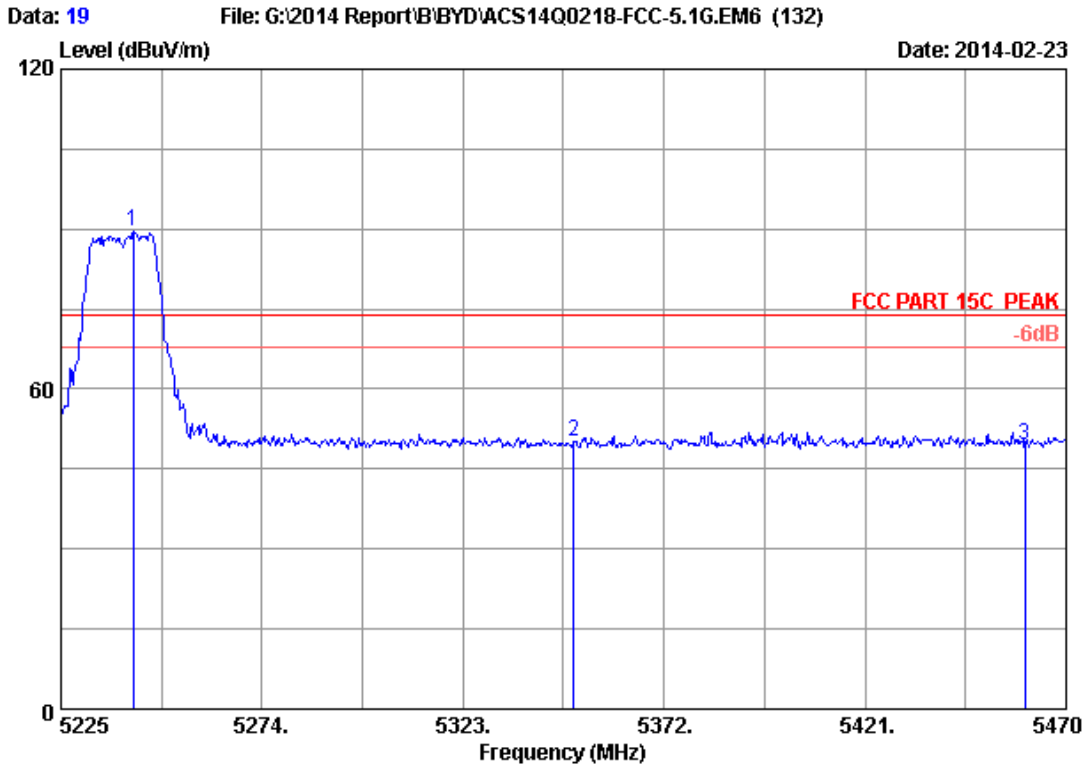
Remarks: 1. Emission Level= Antenna Factor + Cable Loss + Reading -Amp Factor
 2. The emission levels that are 20dB below the official limit are not reported.



Site no. : 3m Chamber Data no. : 10
 Dis. / Ant. : 3m 2013 3115 (4580) Ant. pol. : VERTICAL
 Limit : FCC PART 15C AV
 Env. / Ins. : 24°C/56% Engineer : Leo-Li
 EUT : Notebook
 Power Rating : DC 19V From Adapter Input AC 120V/60Hz
 Test Mode : IEEE802.11a CH36 5180MHz Tx
 M/N : RZ09-0116

No.	Freq. (MHz)	Ant. Factor (dB/m)	Cable Loss (dB)	AMP factor (dB)	Reading (dBuV)	Emission Level (dBuV/m)	Limits (dBuV/m)	Margin (dB)	Remark
1	5150.000	33.44	8.92	35.70	31.18	37.84	54.00	16.16	Average
2	5172.760	33.48	8.95	35.70	68.46	75.19	54.00	-21.19	Average

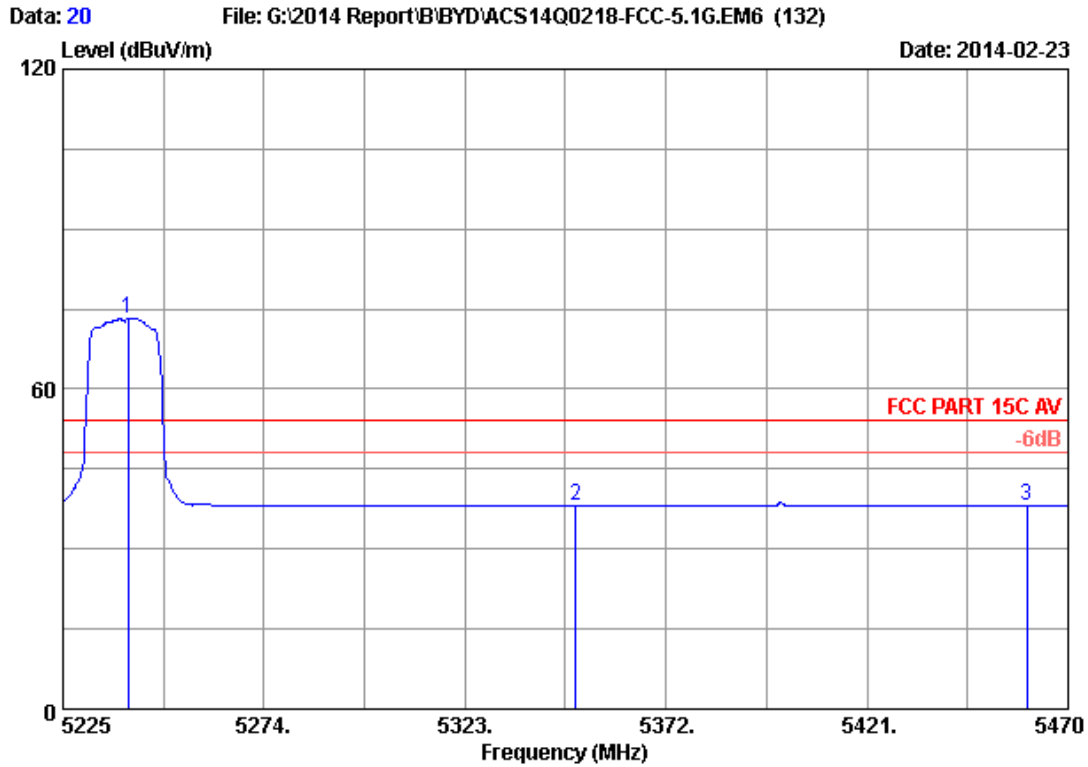
Remarks: 1. Emission Level= Antenna Factor + Cable Loss + Reading - Amp Factor
 2. The emission levels that are 20dB below the official limit are not reported.



Site no. : 3m Chamber Data no. : 19
 Dis. / Ant. : 3m 2013 3115 (4580) Ant. pol. : HORIZONTAL
 Limit : FCC PART 15C PEAK
 Env. / Ins. : 24°C/56% Engineer : Leo-Li
 EUT : Notebook
 Power Rating : DC 19V From Adapter Input AC 120V/60Hz
 Test Mode : IEEE802.11a CH48 5240MHz Tx
 M/N : RZ09-0116

No.	Freq. (MHz)	Ant. Factor (dB/m)	Cable Loss (dB)	AMP factor (dB)	Reading (dBuV)	Emission			Remark
						Level (dBuV/m)	Limits (dBuV/m)	Margin (dB)	
1	5242.640	33.59	9.02	35.70	82.52	89.43	74.00	-15.43	Peak
2	5350.000	33.76	9.13	35.70	43.05	50.24	74.00	23.76	Peak
3	5460.000	33.94	9.25	35.70	42.05	49.54	74.00	24.46	Peak

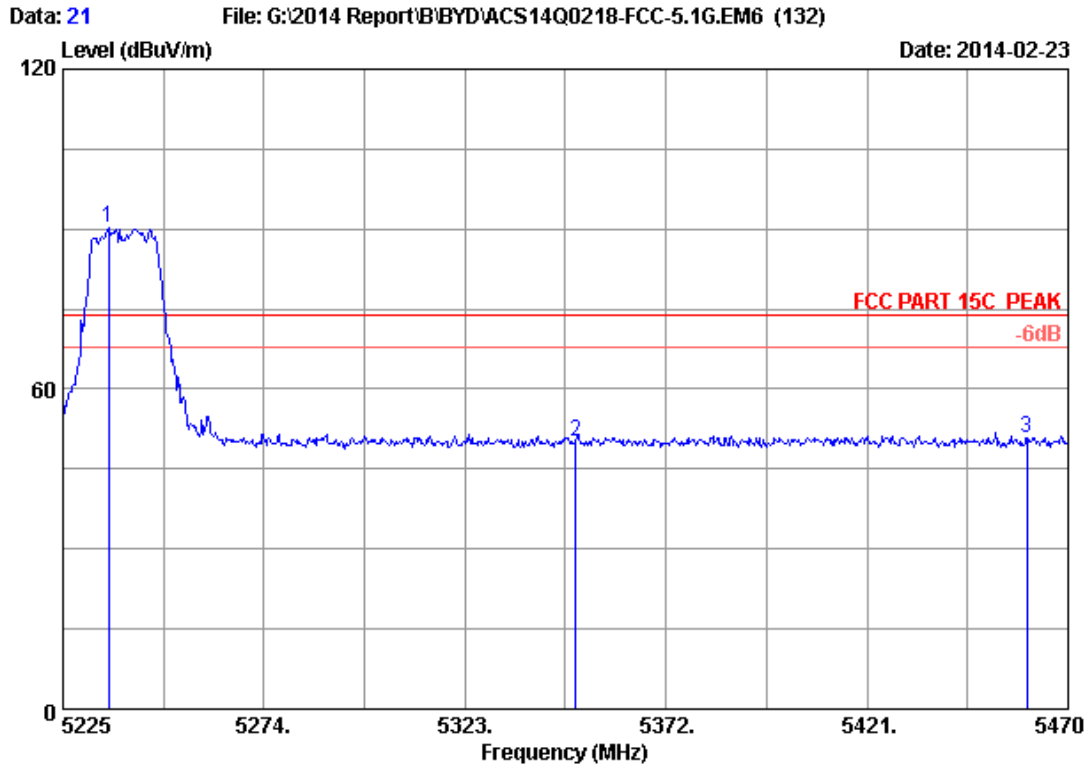
Remarks: 1. Emission Level= Antenna Factor + Cable Loss + Reading
 -Amp Factor
 2. The emission levels that are 20dB below the official
 limit are not reported.



Site no. : 3m Chamber Data no. : 20
 Dis. / Ant. : 3m 2013 3115 (4580) Ant. pol. : HORIZONTAL
 Limit : FCC PART 15C AV
 Env. / Ins. : 24°C/56% Engineer : Leo-Li
 EUT : Notebook
 Power Rating : DC 19V From Adapter Input AC 120V/60Hz
 Test Mode : IEEE802.11a CH48 5240MHz Tx
 M/N : RZ09-0116

No.	Freq. (MHz)	Ant. Factor (dB/m)	Cable Loss (dB)	AMP factor (dB)	Reading (dBuV)	Emission Level (dBuV/m)	Limits (dBuV/m)	Margin (dB)	Remark
1	5240.925	33.59	9.02	35.70	66.41	73.32	54.00	-19.32	Average
2	5350.000	33.76	9.13	35.70	30.85	38.04	54.00	15.96	Average
3	5460.000	33.94	9.25	35.70	30.70	38.19	54.00	15.81	Average

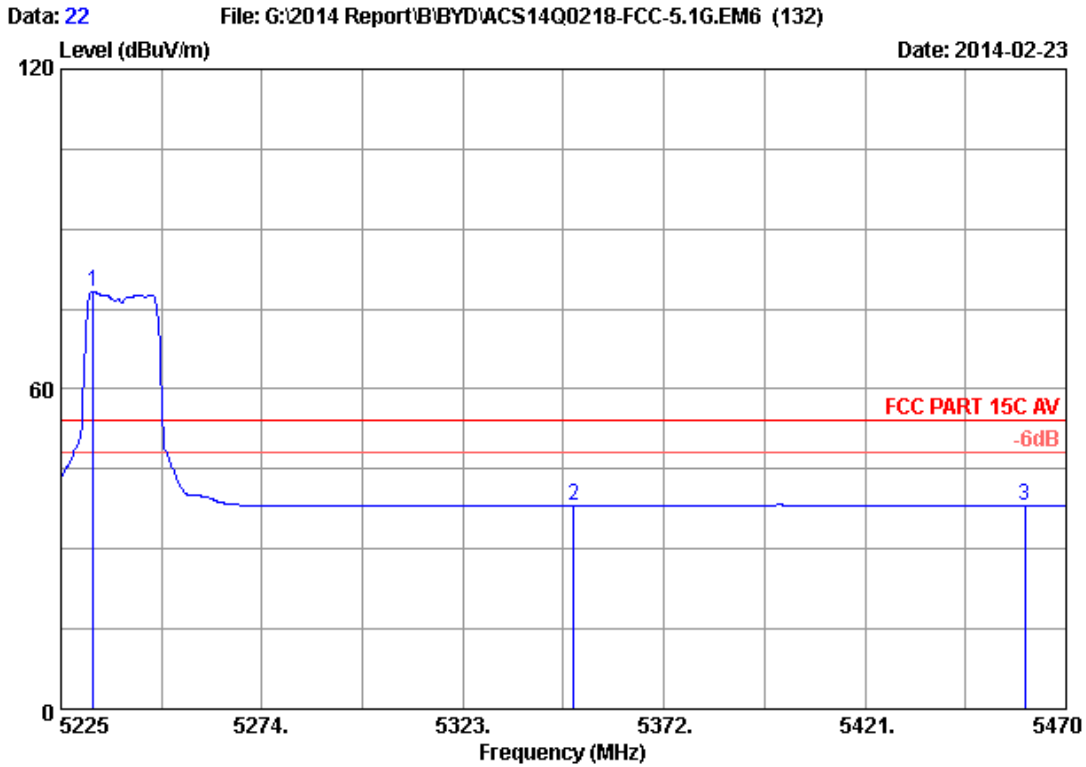
Remarks: 1. Emission Level= Antenna Factor + Cable Loss + Reading - Amp Factor
 2. The emission levels that are 20dB below the official limit are not reported.



Site no. : 3m Chamber Data no. : 21
 Dis. / Ant. : 3m 2013 3115 (4580) Ant. pol. : VERTICAL
 Limit : FCC PART 15C PEAK
 Env. / Ins. : 24°C/56% Engineer : Leo-Li
 EUT : Notebook
 Power Rating : DC 19V From Adapter Input AC 120V/60Hz
 Test Mode : IEEE802.11a CH48 5240MHz Tx
 M/N : RZ09-0116

No.	Freq. (MHz)	Ant. Factor (dB/m)	Cable Loss (dB)	AMP factor (dB)	Reading (dBuV)	Emission Level (dBuV/m)	Limits (dBuV/m)	Margin (dB)	Remark
1	5236.025	33.58	9.01	35.70	83.33	90.22	74.00	-16.22	Peak
2	5350.000	33.76	9.13	35.70	43.12	50.31	74.00	23.69	Peak
3	5460.000	33.94	9.25	35.70	43.19	50.68	74.00	23.32	Peak

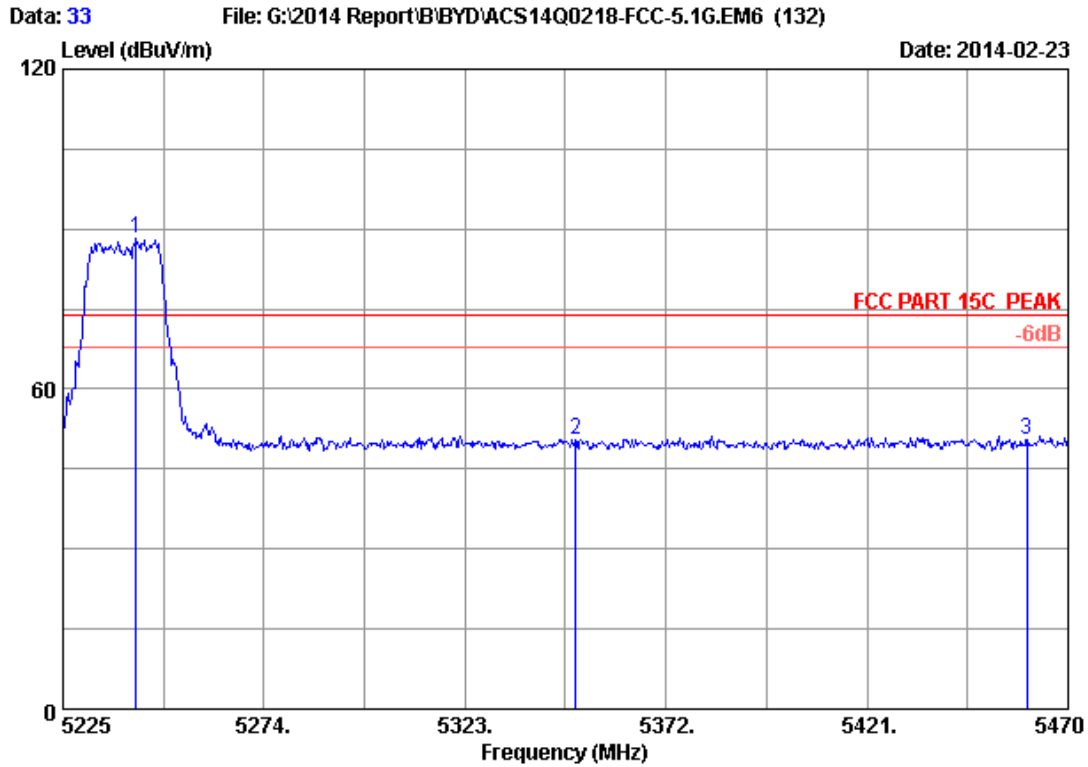
Remarks: 1. Emission Level= Antenna Factor + Cable Loss + Reading - Amp Factor
 2. The emission levels that are 20dB below the official limit are not reported.



Site no. : 3m Chamber Data no. : 22
 Dis. / Ant. : 3m 2013 3115 (4580) Ant. pol. : VERTICAL
 Limit : FCC PART 15C AV
 Env. / Ins. : 24°C/56% Engineer : Leo-Li
 EUT : Notebook
 Power Rating : DC 19V From Adapter Input AC 120V/60Hz
 Test Mode : IEEE802.11a CH48 5240MHz Tx
 M/N : RZ09-0116

No.	Freq. (MHz)	Ant. Factor (dB/m)	Cable Loss (dB)	AMP factor (dB)	Reading (dBuV)	Emission Level (dBuV/m)	Limits (dBuV/m)	Margin (dB)	Remark
1	5232.840	33.57	9.01	35.70	71.44	78.32	54.00	-24.32	Average
2	5350.000	33.76	9.13	35.70	30.88	38.07	54.00	15.93	Average
3	5460.000	33.94	9.25	35.70	30.72	38.21	54.00	15.79	Average

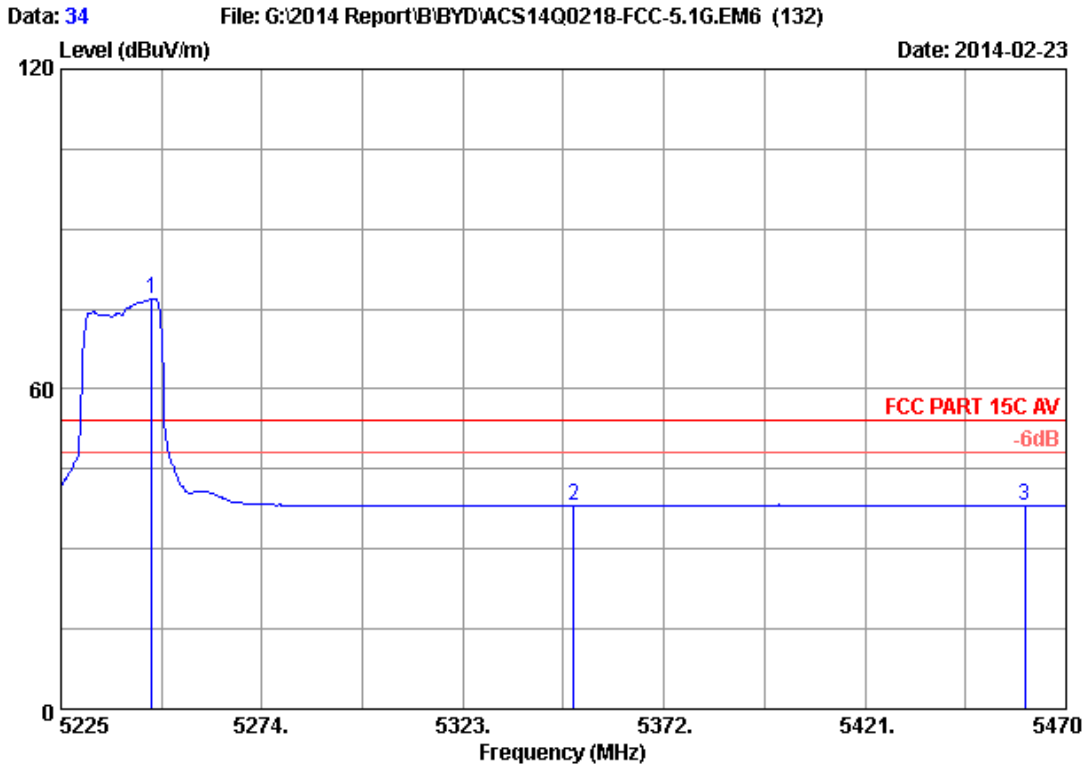
Remarks: 1. Emission Level= Antenna Factor + Cable Loss + Reading - Amp Factor
 2. The emission levels that are 20dB below the official limit are not reported.



Site no. : 3m Chamber Data no. : 33
 Dis. / Ant. : 3m 2013 3115 (4580) Ant. pol. : HORIZONTAL
 Limit : FCC PART 15C PEAK
 Env. / Ins. : 24°C/56% Engineer : Leo-Li
 EUT : Notebook
 Power Rating : DC 19V From Adapter Input AC 120V/60Hz
 Test Mode : IEEE802.11nHT20 CH48 5240MHz Tx
 M/N : RZ09-0116

No.	Freq. (MHz)	Ant. Factor (dB/m)	Cable Loss (dB)	AMP factor (dB)	Reading (dBuV)	Emission			Remark
						Level (dBuV/m)	Limits (dBuV/m)	Margin (dB)	
1	5242.885	33.59	9.02	35.70	81.32	88.23	74.00	-14.23	Peak
2	5350.000	33.76	9.13	35.70	43.38	50.57	74.00	23.43	Peak
3	5460.000	33.94	9.25	35.70	42.96	50.45	74.00	23.55	Peak

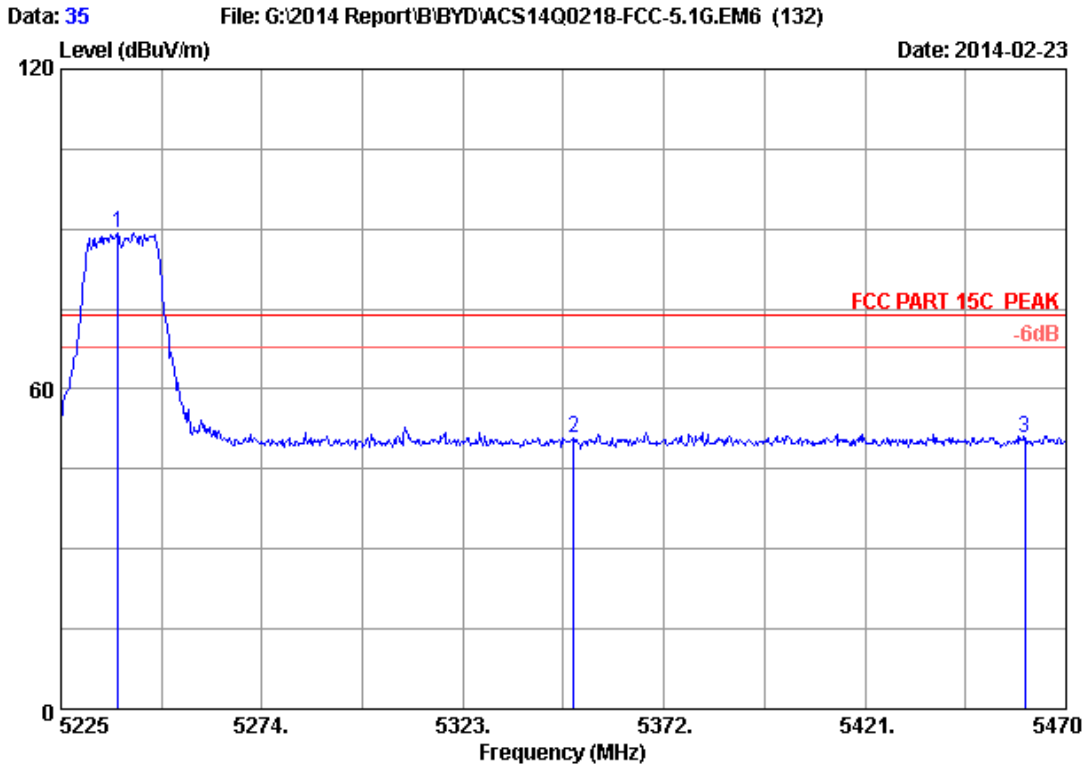
Remarks: 1. Emission Level= Antenna Factor + Cable Loss + Reading
 -Amp Factor
 2. The emission levels that are 20dB below the official
 limit are not reported.



Site no. : 3m Chamber Data no. : 34
 Dis. / Ant. : 3m 2013 3115 (4580) Ant. pol. : HORIZONTAL
 Limit : FCC PART 15C AV
 Env. / Ins. : 24°C/56% Engineer : Leo-Li
 EUT : Notebook
 Power Rating : DC 19V From Adapter Input AC 120V/60Hz
 Test Mode : IEEE802.11nHT20 CH48 5240MHz Tx
 M/N : RZ09-0116

No.	Freq. (MHz)	Ant. Factor (dB/m)	Cable Loss (dB)	AMP factor (dB)	Reading (dBuV)	Emission Level (dBuV/m)	Limits (dBuV/m)	Margin (dB)	Remark
1	5247.050	33.60	9.02	35.70	70.10	77.02	54.00	-23.02	Average
2	5350.000	33.76	9.13	35.70	30.82	38.01	54.00	15.99	Average
3	5460.000	33.94	9.25	35.70	30.66	38.15	54.00	15.85	Average

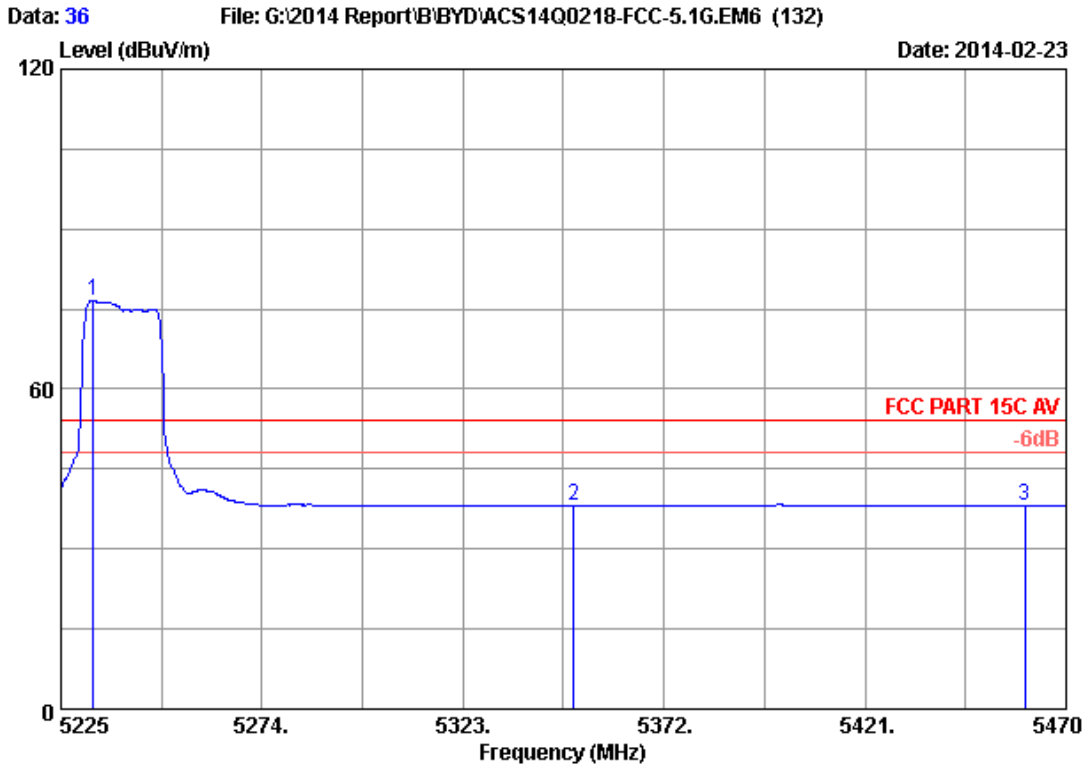
Remarks: 1. Emission Level= Antenna Factor + Cable Loss + Reading - Amp Factor
 2. The emission levels that are 20dB below the official limit are not reported.



Site no. : 3m Chamber Data no. : 35
 Dis. / Ant. : 3m 2013 3115 (4580) Ant. pol. : VERTICAL
 Limit : FCC PART 15C PEAK
 Env. / Ins. : 24°C/56% Engineer : Leo-Li
 EUT : Notebook
 Power Rating : DC 19V From Adapter Input AC 120V/60Hz
 Test Mode : IEEE802.11nHT20 CH48 5240MHz Tx
 M/N : RZ09-0116

No.	Freq. (MHz)	Ant. Factor (dB/m)	Cable Loss (dB)	AMP factor (dB)	Reading (dBuV)	Emission Level (dBuV/m)	Limits (dBuV/m)	Margin (dB)	Remark
1	5238.965	33.58	9.02	35.70	82.41	89.31	74.00	-15.31	Peak
2	5350.000	33.76	9.13	35.70	43.61	50.80	74.00	23.20	Peak
3	5460.000	33.94	9.25	35.70	43.17	50.66	74.00	23.34	Peak

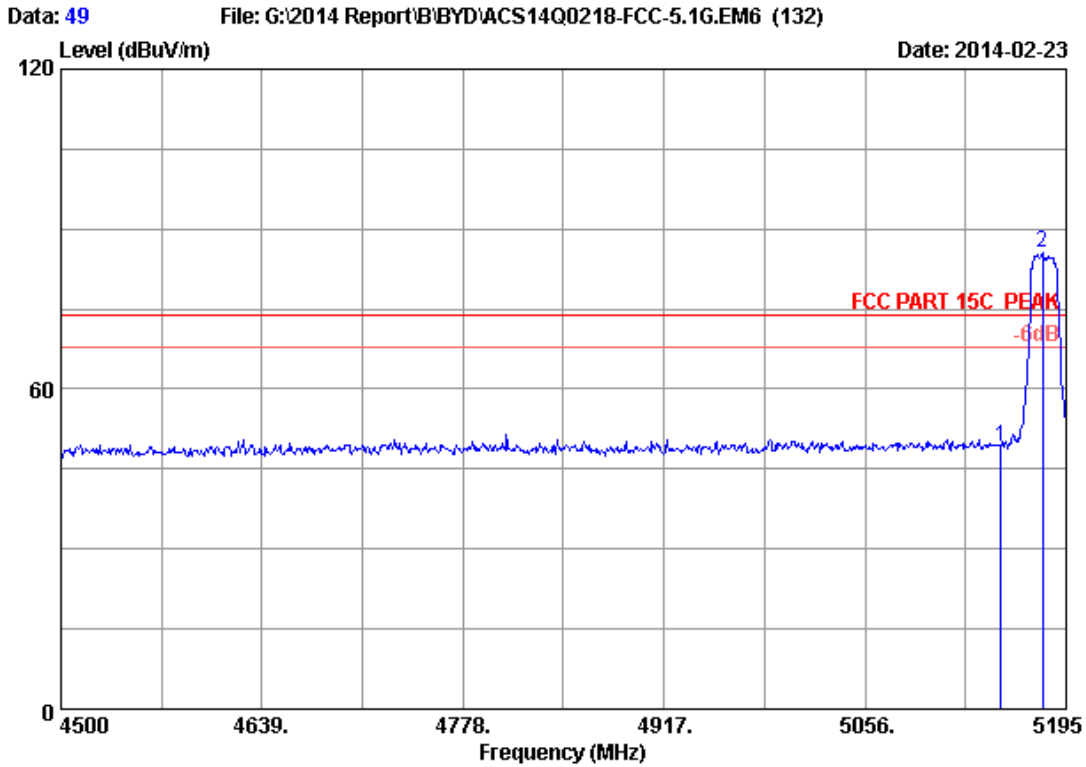
Remarks: 1. Emission Level= Antenna Factor + Cable Loss + Reading - Amp Factor
 2. The emission levels that are 20dB below the official limit are not reported.



Site no. : 3m Chamber Data no. : 36
 Dis. / Ant. : 3m 2013 3115 (4580) Ant. pol. : VERTICAL
 Limit : FCC PART 15C AV
 Env. / Ins. : 24°C/56% Engineer : Leo-Li
 EUT : Notebook
 Power Rating : DC 19V From Adapter Input AC 120V/60Hz
 Test Mode : IEEE802.11nHT20 CH48 5240MHz Tx
 M/N : RZ09-0116

No.	Freq. (MHz)	Ant. Factor (dB/m)	Cable Loss (dB)	AMP factor (dB)	Reading (dBuV)	Emission Level (dBuV/m)	Limits (dBuV/m)	Margin (dB)	Remark
1	5232.840	33.57	9.01	35.70	69.63	76.51	54.00	-22.51	Average
2	5350.000	33.76	9.13	35.70	30.84	38.03	54.00	15.97	Average
3	5460.000	33.94	9.25	35.70	30.69	38.18	54.00	15.82	Average

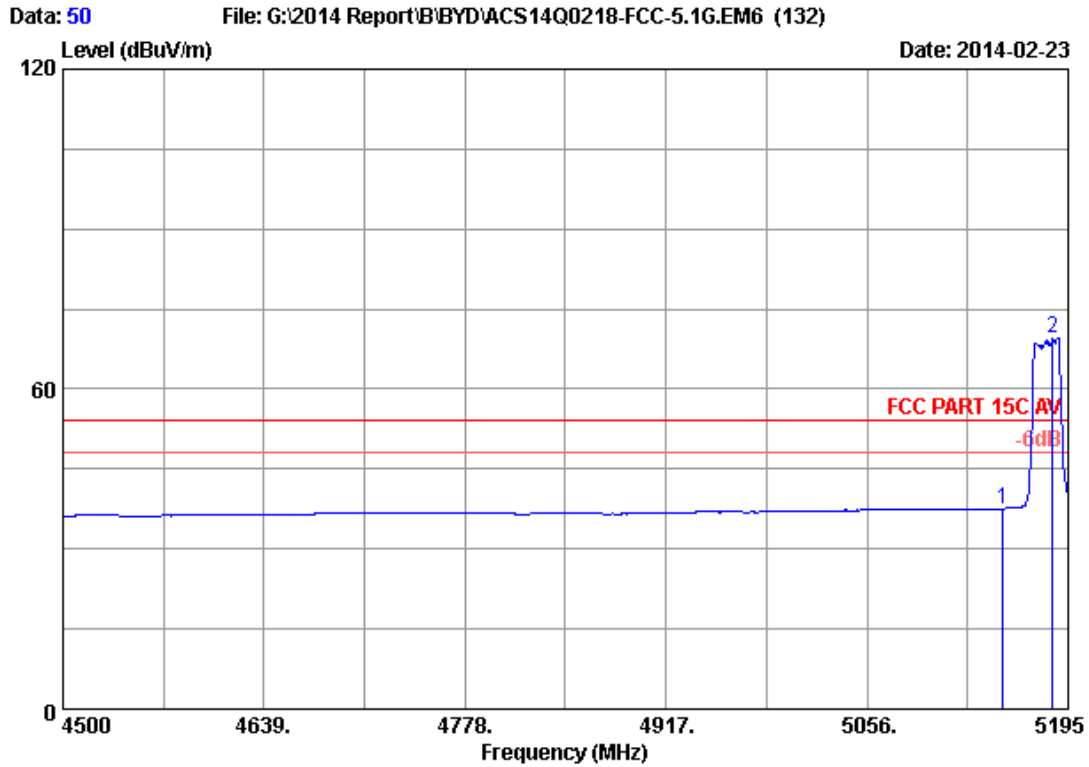
Remarks: 1. Emission Level= Antenna Factor + Cable Loss + Reading - Amp Factor
 2. The emission levels that are 20dB below the official limit are not reported.



Site no. : 3m Chamber Data no. : 49
 Dis. / Ant. : 3m 2013 3115 (4580) Ant. pol. : HORIZONTAL
 Limit : FCC PART 15C PEAK
 Env. / Ins. : 24°C/56% Engineer : Leo-Li
 EUT : Notebook
 Power Rating : DC 19V From Adapter Input AC 120V/60Hz
 Test Mode : IEEE802.11nHT20 CH36 5180MHz Tx
 M/N : RZ09-0116

No.	Freq. (MHz)	Ant. Factor (dB/m)	Cable Loss (dB)	AMP factor (dB)	Reading (dBuV)	Emission Level (dBuV/m)	Limits (dBuV/m)	Margin (dB)	Remark
1	5150.000	33.44	8.92	35.70	42.54	49.20	74.00	24.80	Peak
2	5179.015	33.49	8.95	35.70	78.81	85.55	74.00	-11.55	Peak

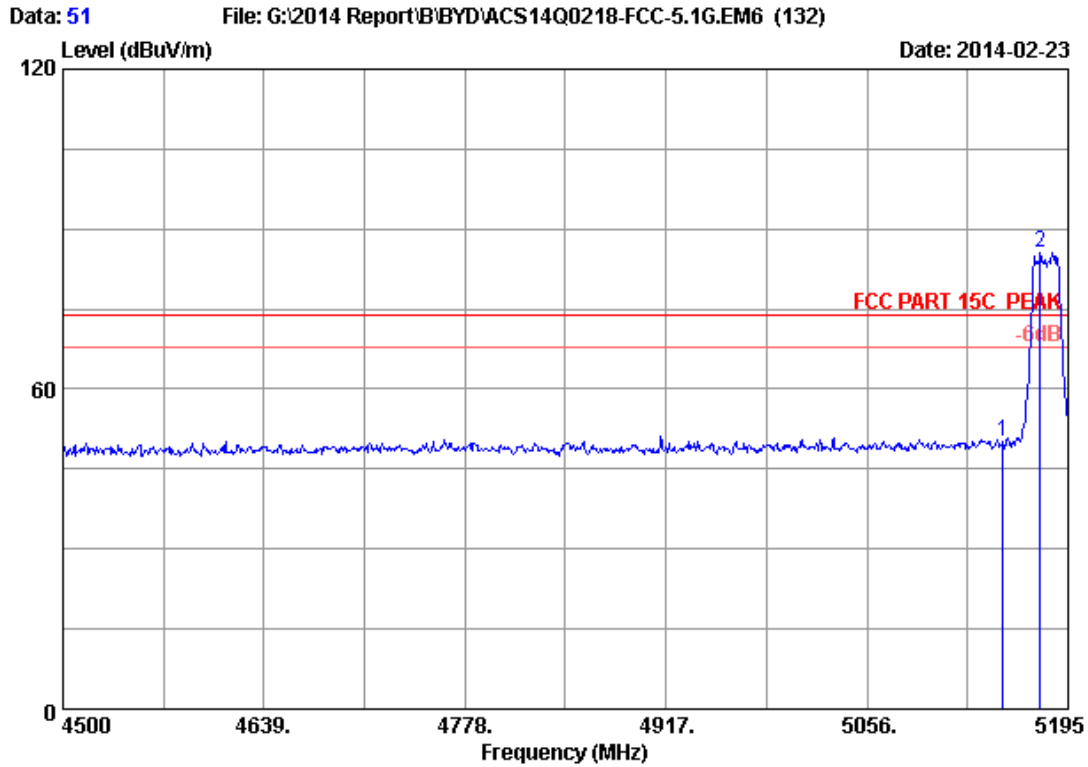
Remarks: 1. Emission Level= Antenna Factor + Cable Loss + Reading - Amp Factor
 2. The emission levels that are 20dB below the official limit are not reported.



Site no. : 3m Chamber Data no. : 50
 Dis. / Ant. : 3m 2013 3115 (4580) Ant. pol. : HORIZONTAL
 Limit : FCC PART 15C AV
 Env. / Ins. : 24°C/56% Engineer : Leo-Li
 EUT : Notebook
 Power Rating : DC 19V From Adapter Input AC 120V/60Hz
 Test Mode : IEEE802.11nHT20 CH36 5180MHz Tx
 M/N : RZ09-0116

No.	Freq. (MHz)	Ant. Factor (dB/m)	Cable Loss (dB)	AMP factor (dB)	Reading (dBuV)	Emission Level (dBuV/m)	Limits (dBuV/m)	Margin (dB)	Remark
1	5150.000	33.44	8.92	35.70	30.92	37.58	54.00	16.42	Average
2	5184.575	33.50	8.96	35.70	62.92	69.68	54.00	-15.68	Average

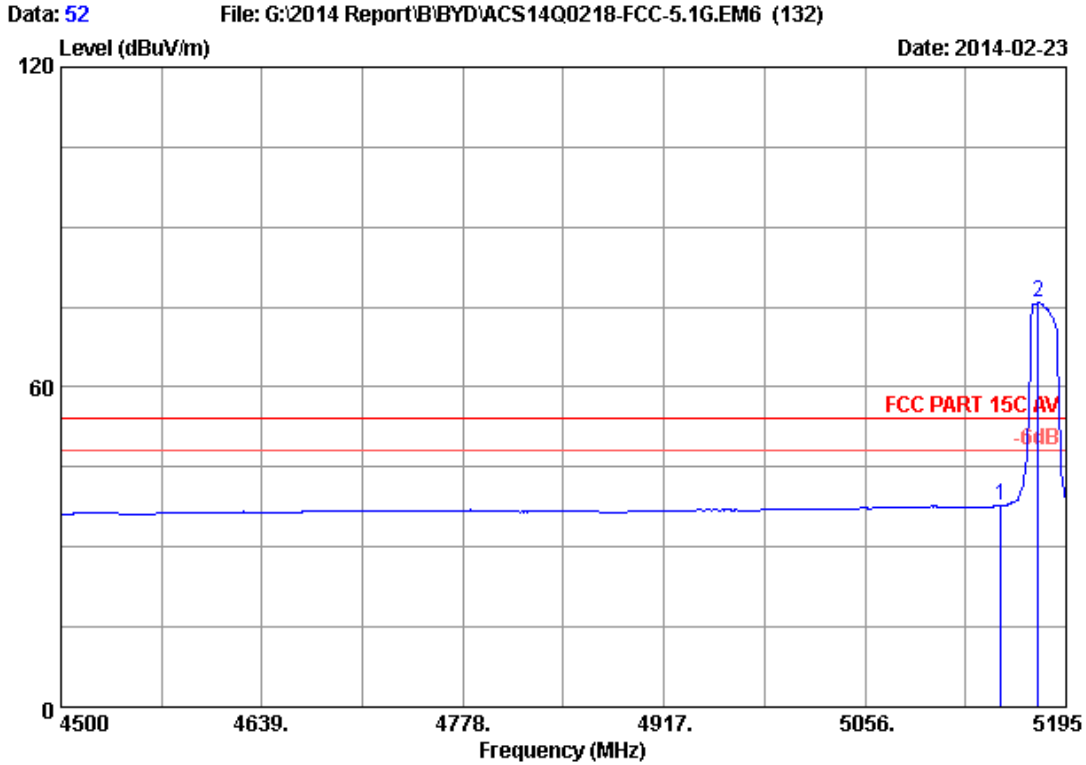
Remarks: 1. Emission Level= Antenna Factor + Cable Loss + Reading - Amp Factor
 2. The emission levels that are 20dB below the official limit are not reported.



Site no. : 3m Chamber Data no. : 51
 Dis. / Ant. : 3m 2013 3115 (4580) Ant. pol. : VERTICAL
 Limit : FCC PART 15C PEAK
 Env. / Ins. : 24*C/56% Engineer : Leo-Li
 EUT : Notebook
 Power Rating : DC 19V From Adapter Input AC 120V/60Hz
 Test Mode : IEEE802.11nHT20 CH36 5180MHz Tx
 M/N : RZ09-0116

No.	Freq. (MHz)	Ant. Factor (dB/m)	Cable Loss (dB)	AMP factor (dB)	Reading (dBuV)	Emission Level (dBuV/m)	Limits (dBuV/m)	Margin (dB)	Remark
1	5150.000	33.44	8.92	35.70	43.50	50.16	74.00	23.84	Peak
2	5175.540	33.48	8.95	35.70	78.77	85.50	74.00	-11.50	Peak

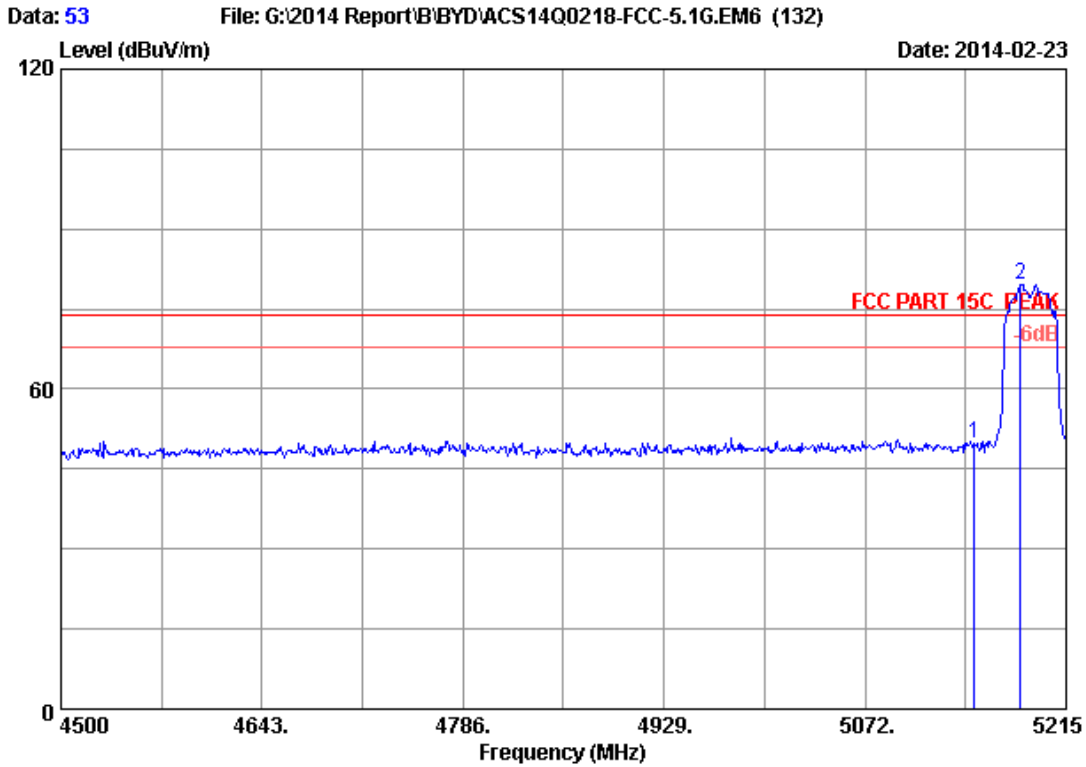
Remarks: 1. Emission Level= Antenna Factor + Cable Loss + Reading -Amp Factor
 2. The emission levels that are 20dB below the official limit are not reported.



Site no. : 3m Chamber Data no. : 52
 Dis. / Ant. : 3m 2013 3115 (4580) Ant. pol. : VERTICAL
 Limit : FCC PART 15C AV
 Env. / Ins. : 24°C/56% Engineer : Leo-Li
 EUT : Notebook
 Power Rating : DC 19V From Adapter Input AC 120V/60Hz
 Test Mode : IEEE802.11nHT20 CH36 5180MHz Tx
 M/N : RZ09-0116

No.	Freq. (MHz)	Ant. Factor (dB/m)	Cable Loss (dB)	AMP factor (dB)	Reading (dBuV)	Emission Level (dBuV/m)	Limits (dBuV/m)	Margin (dB)	Remark
1	5150.000	33.44	8.92	35.70	31.06	37.72	54.00	16.28	Average
2	5175.540	33.48	8.95	35.70	69.11	75.84	54.00	-21.84	Average

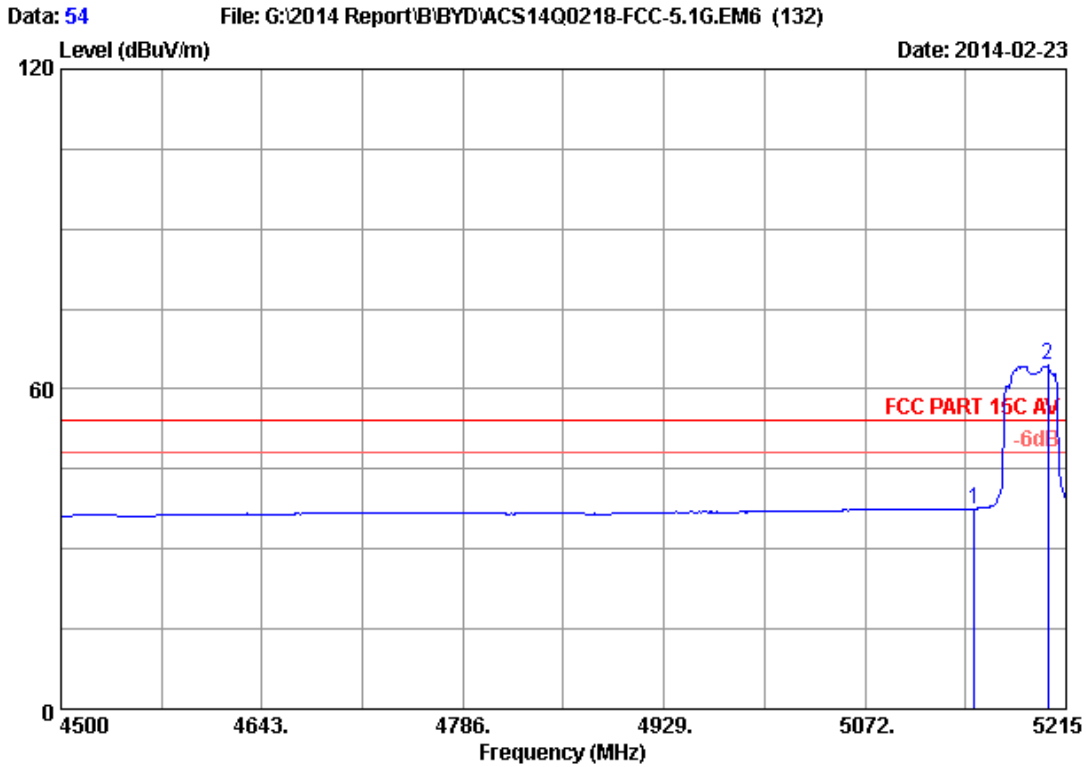
Remarks: 1. Emission Level= Antenna Factor + Cable Loss + Reading - Amp Factor
 2. The emission levels that are 20dB below the official limit are not reported.



Site no. : 3m Chamber Data no. : 53
 Dis. / Ant. : 3m 2013 3115 (4580) Ant. pol. : VERTICAL
 Limit : FCC PART 15C PEAK
 Env. / Ins. : 24°C/56% Engineer : Leo-Li
 EUT : Notebook
 Power Rating : DC 19V From Adapter Input AC 120V/60Hz
 Test Mode : IEEE802.11nHT40 CH38 5190MHz Tx
 M/N : RZ09-0116

No.	Freq. (MHz)	Ant. Factor (dB/m)	Cable Loss (dB)	AMP factor (dB)	Reading (dBuV)	Emission Level (dBuV/m)	Limits (dBuV/m)	Margin (dB)	Remark
1	5150.000	33.44	8.92	35.70	43.03	49.69	74.00	24.31	Peak
2	5182.825	33.49	8.96	35.70	72.74	79.49	74.00	-5.49	Peak

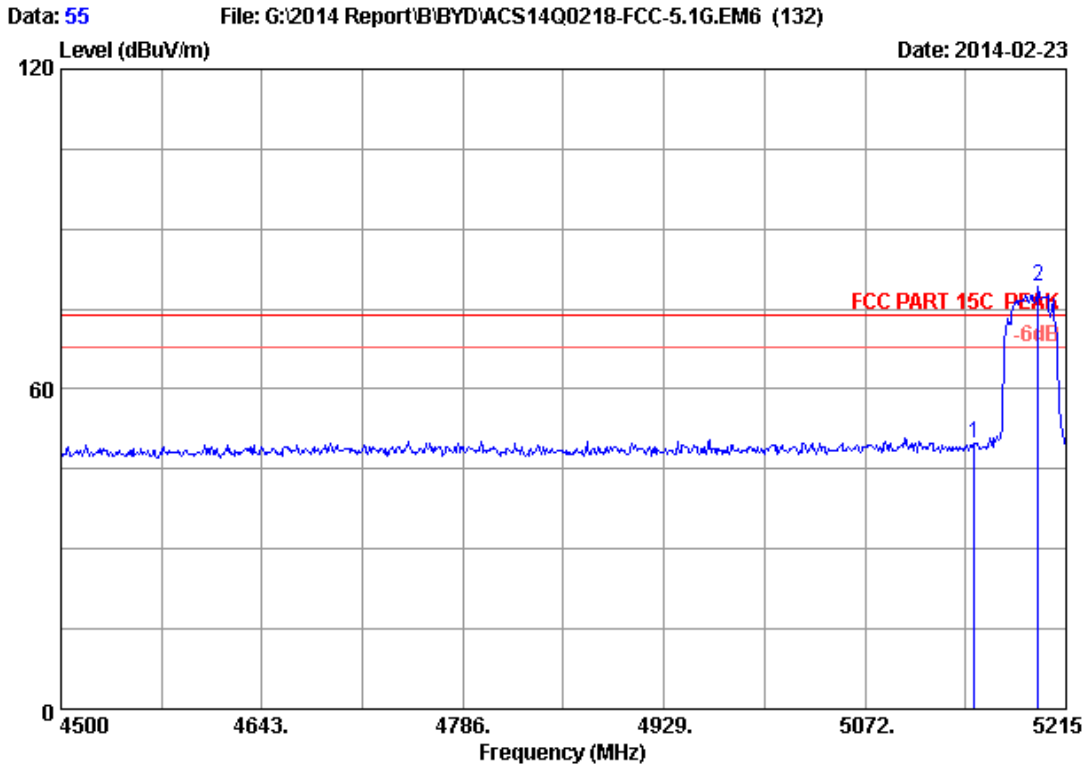
Remarks: 1. Emission Level= Antenna Factor + Cable Loss + Reading - Amp Factor
 2. The emission levels that are 20dB below the official limit are not reported.



Site no. : 3m Chamber Data no. : 54
 Dis. / Ant. : 3m 2013 3115 (4580) Ant. pol. : VERTICAL
 Limit : FCC PART 15C AV
 Env. / Ins. : 24*C/56% Engineer : Leo-Li
 EUT : Notebook
 Power Rating : DC 19V From Adapter Input AC 120V/60Hz
 Test Mode : IEEE802.11nHT40 CH38 5190MHz Tx
 M/N : RZ09-0116

No.	Freq. (MHz)	Ant. Factor (dB/m)	Cable Loss (dB)	AMP factor (dB)	Reading (dBuV)	Emission Level (dBuV/m)	Limits (dBuV/m)	Margin (dB)	Remark
1	5150.000	33.44	8.92	35.70	30.91	37.57	54.00	16.43	Average
2	5202.130	33.52	8.98	35.70	57.57	64.37	54.00	-10.37	Average

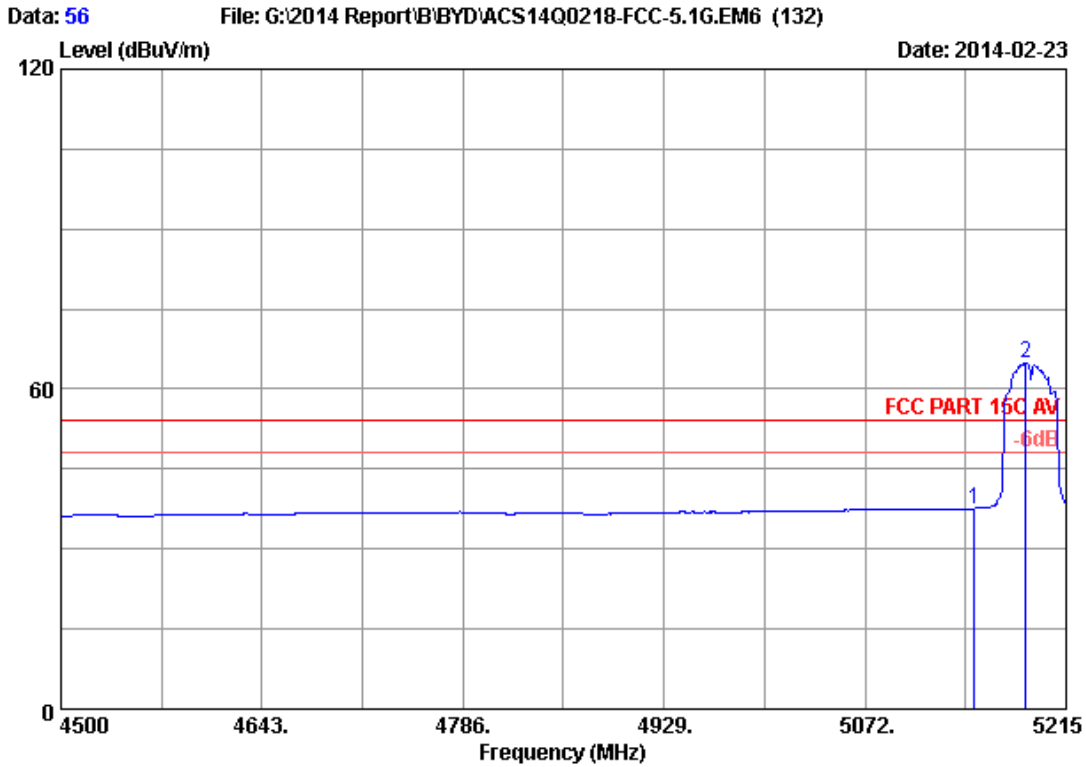
Remarks: 1. Emission Level= Antenna Factor + Cable Loss + Reading - Amp Factor
 2. The emission levels that are 20dB below the official limit are not reported.



Site no. : 3m Chamber Data no. : 55
 Dis. / Ant. : 3m 2013 3115 (4580) Ant. pol. : HORIZONTAL
 Limit : FCC PART 15C PEAK
 Env. / Ins. : 24°C/56% Engineer : Leo-Li
 EUT : Notebook
 Power Rating : DC 19V From Adapter Input AC 120V/60Hz
 Test Mode : IEEE802.11nHT40 CH38 5190MHz Tx
 M/N : RZ09-0116

No.	Freq. (MHz)	Ant. Factor (dB/m)	Cable Loss (dB)	AMP factor (dB)	Reading (dBuV)	Emission Level (dBuV/m)	Limits (dBuV/m)	Margin (dB)	Remark
1	5150.000	33.44	8.92	35.70	43.12	49.78	74.00	24.22	Peak
2	5194.980	33.51	8.97	35.70	72.37	79.15	74.00	-5.15	Peak

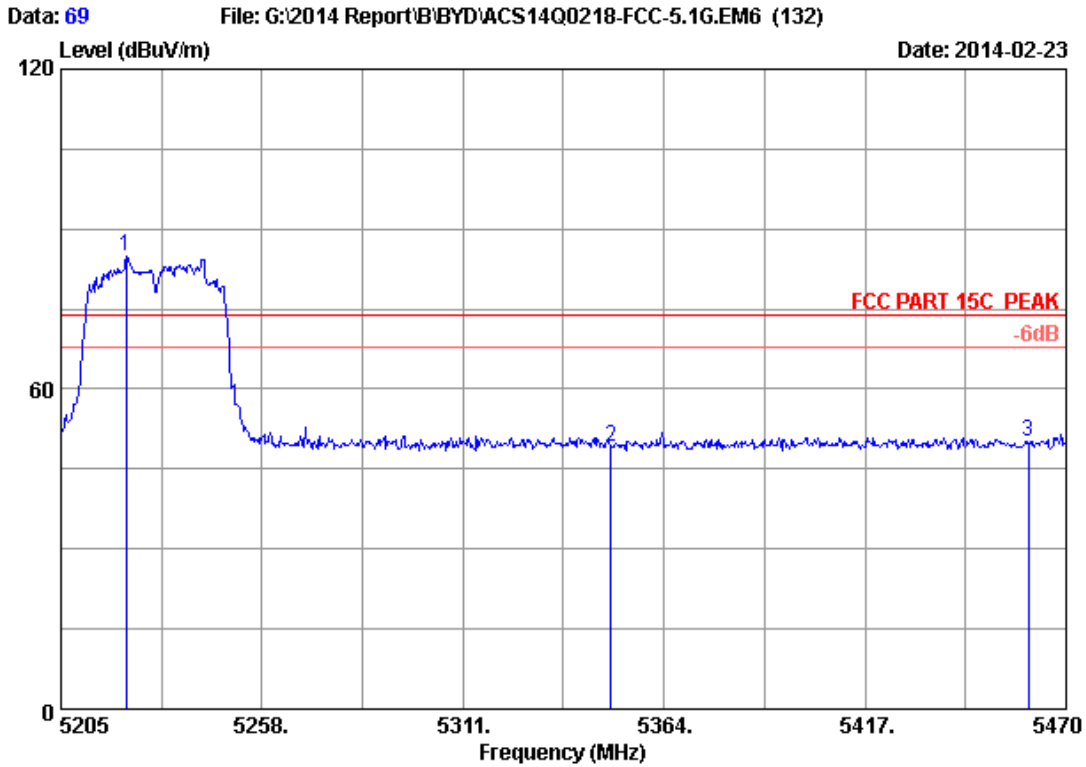
Remarks: 1. Emission Level= Antenna Factor + Cable Loss + Reading -Amp Factor
 2. The emission levels that are 20dB below the official limit are not reported.



Site no. : 3m Chamber Data no. : 56
 Dis. / Ant. : 3m 2013 3115 (4580) Ant. pol. : HORIZONTAL
 Limit : FCC PART 15C AV
 Env. / Ins. : 24°C/56% Engineer : Leo-Li
 EUT : Notebook
 Power Rating : DC 19V From Adapter Input AC 120V/60Hz
 Test Mode : IEEE802.11nHT40 CH38 5190MHz Tx
 M/N : RZ09-0116

No.	Freq. (MHz)	Ant. Factor (dB/m)	Cable Loss (dB)	AMP factor (dB)	Reading (dBuV)	Emission Level (dBuV/m)	Limits (dBuV/m)	Margin (dB)	Remark
1	5150.000	33.44	8.92	35.70	30.93	37.59	54.00	16.41	Average
2	5186.400	33.50	8.96	35.70	58.16	64.92	54.00	-10.92	Average

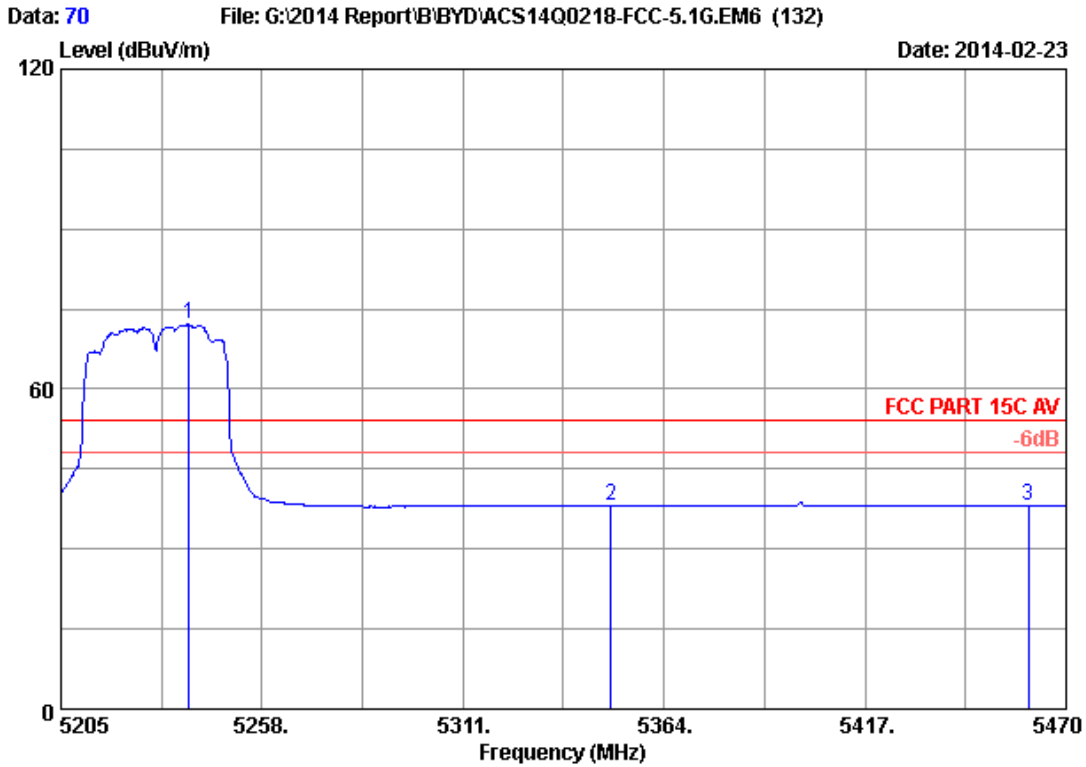
Remarks: 1. Emission Level= Antenna Factor + Cable Loss + Reading - Amp Factor
 2. The emission levels that are 20dB below the official limit are not reported.



Site no. : 3m Chamber Data no. : 69
 Dis. / Ant. : 3m 2013 3115 (4580) Ant. pol. : HORIZONTAL
 Limit : FCC PART 15C PEAK
 Env. / Ins. : 24*C/56% Engineer : Leo-Li
 EUT : Notebook
 Power Rating : DC 19V From Adapter Input AC 120V/60Hz
 Test Mode : IEEE802.11nHT40 CH46 5230MHz Tx
 M/N : RZ09-0116

No.	Freq. (MHz)	Ant. Factor (dB/m)	Cable Loss (dB)	AMP factor (dB)	Reading (dBuV)	Emission			Remark
						Level (dBuV/m)	Limits (dBuV/m)	Margin (dB)	
1	5222.225	33.56	9.00	35.70	77.92	84.78	74.00	-10.78	Peak
2	5350.000	33.76	9.13	35.70	41.87	49.06	74.00	24.94	Peak
3	5460.000	33.94	9.25	35.70	42.72	50.21	74.00	23.79	Peak

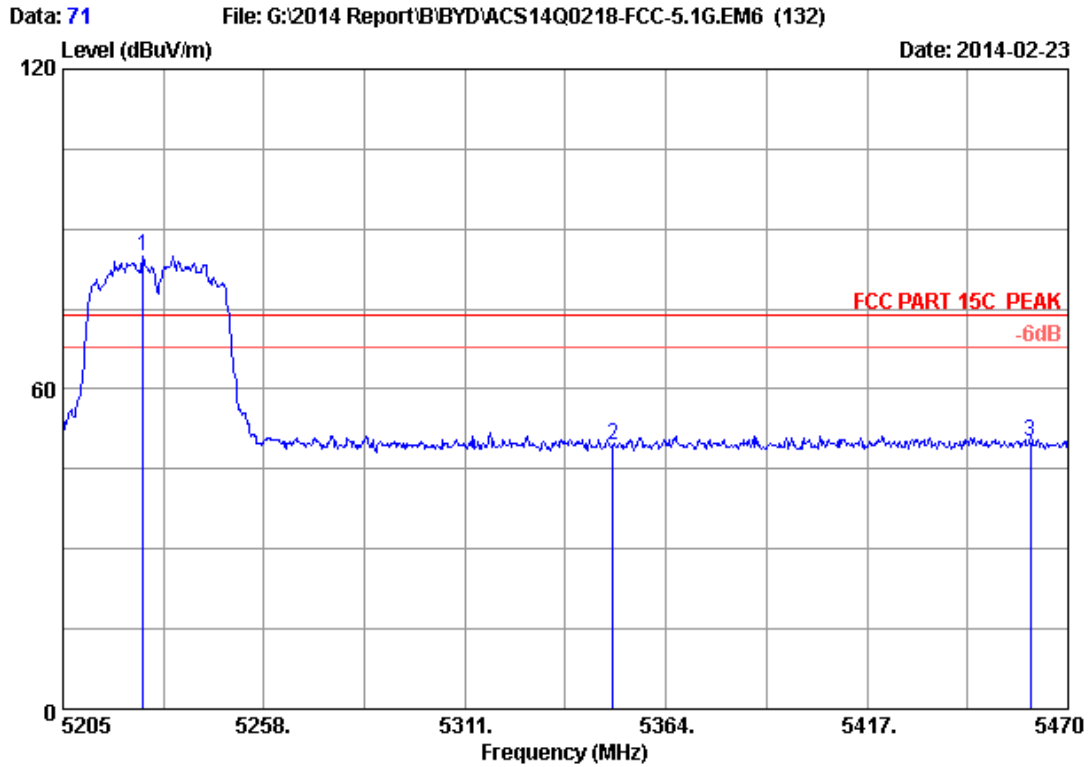
Remarks: 1. Emission Level= Antenna Factor + Cable Loss + Reading
 -Amp Factor
 2. The emission levels that are 20dB below the official
 limit are not reported.



Site no. : 3m Chamber Data no. : 70
 Dis. / Ant. : 3m 2013 3115 (4580) Ant. pol. : HORIZONTAL
 Limit : FCC PART 15C AV
 Env. / Ins. : 24°C/56% Engineer : Leo-Li
 EUT : Notebook
 Power Rating : DC 19V From Adapter Input AC 120V/60Hz
 Test Mode : IEEE802.11nHT40 CH46 5230MHz Tx
 M/N : RZ09-0116

No.	Freq. (MHz)	Ant. Factor (dB/m)	Cable Loss (dB)	AMP factor (dB)	Reading (dBuV)	Emission Level (dBuV/m)	Limits (dBuV/m)	Margin (dB)	Remark
1	5238.655	33.58	9.01	35.70	65.16	72.05	54.00	-18.05	Average
2	5350.000	33.76	9.13	35.70	30.80	37.99	54.00	16.01	Average
3	5460.000	33.94	9.25	35.70	30.65	38.14	54.00	15.86	Average

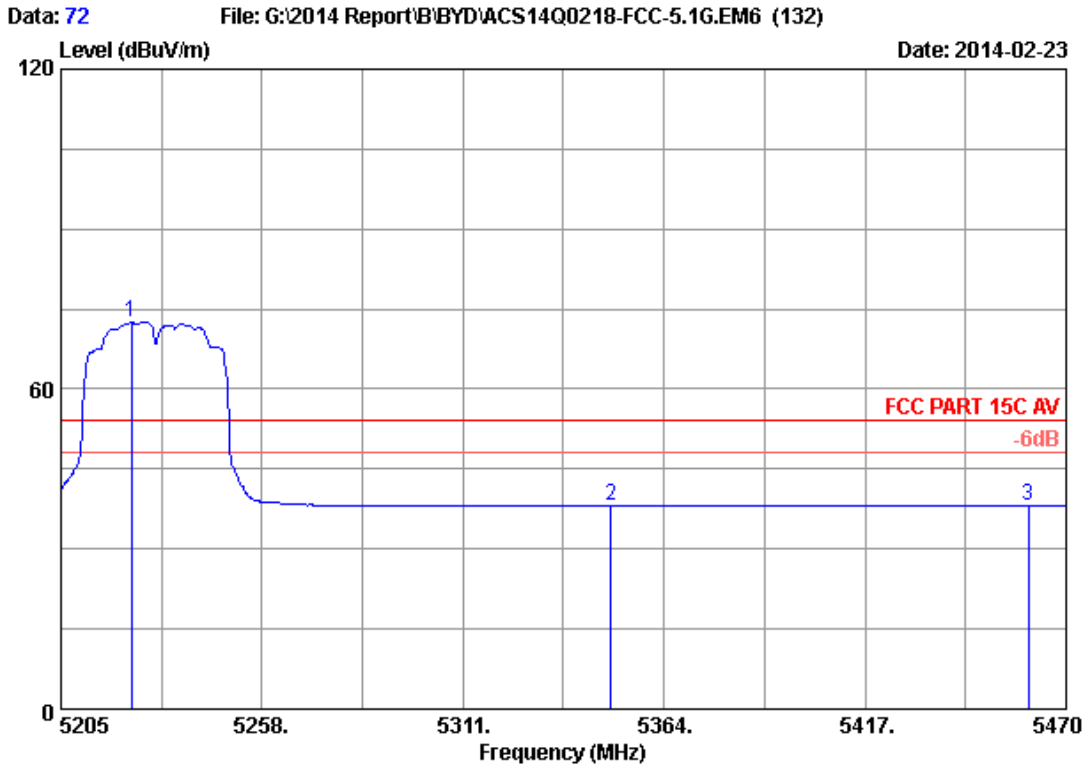
Remarks: 1. Emission Level= Antenna Factor + Cable Loss + Reading - Amp Factor
 2. The emission levels that are 20dB below the official limit are not reported.



Site no. : 3m Chamber Data no. : 71
 Dis. / Ant. : 3m 2013 3115 (4580) Ant. pol. : VERTICAL
 Limit : FCC PART 15C PEAK
 Env. / Ins. : 24°C/56% Engineer : Leo-Li
 EUT : Notebook
 Power Rating : DC 19V From Adapter Input AC 120V/60Hz
 Test Mode : IEEE802.11nHT40 CH46 5230MHz Tx
 M/N : R209-0116

No.	Freq. (MHz)	Ant. Factor (dB/m)	Cable Loss (dB)	AMP factor (dB)	Reading (dBuV)	Emission Level (dBuV/m)	Limits (dBuV/m)	Margin (dB)	Remark
1	5226.200	33.56	9.00	35.70	77.97	84.83	74.00	-10.83	Peak
2	5350.000	33.76	9.13	35.70	42.25	49.44	74.00	24.56	Peak
3	5460.000	33.94	9.25	35.70	42.56	50.05	74.00	23.95	Peak

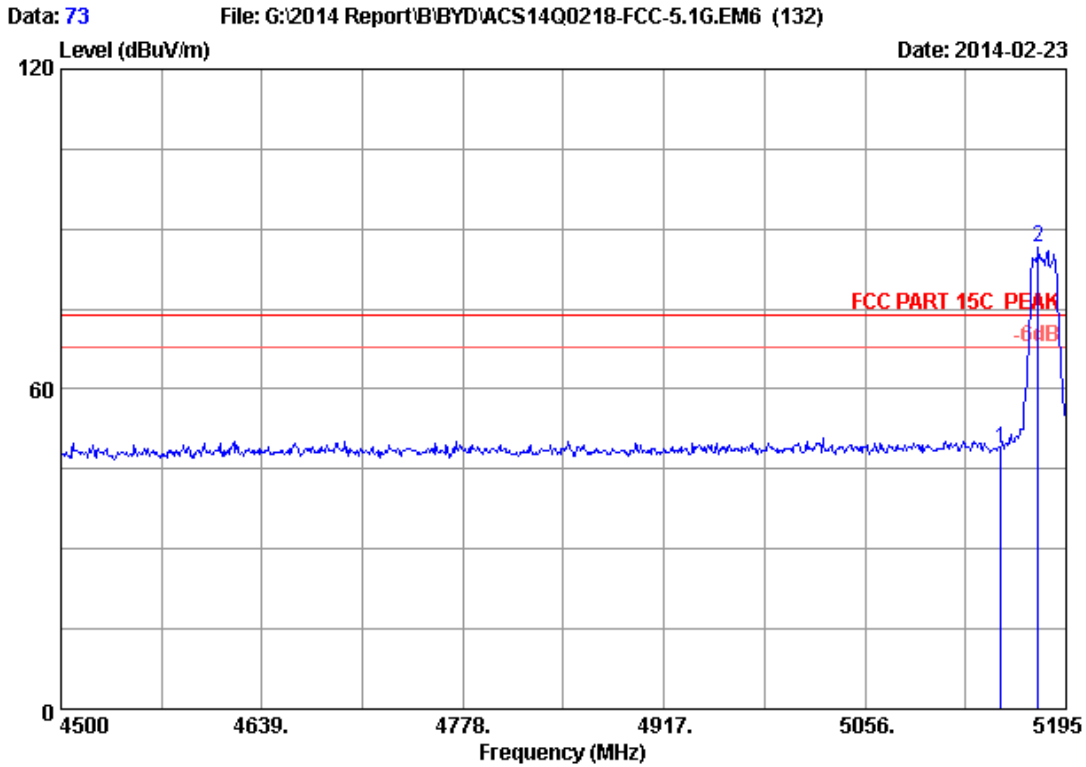
Remarks: 1. Emission Level= Antenna Factor + Cable Loss + Reading - Amp Factor
 2. The emission levels that are 20dB below the official limit are not reported.



Site no. : 3m Chamber Data no. : 72
 Dis. / Ant. : 3m 2013 3115 (4580) Ant. pol. : VERTICAL
 Limit : FCC PART 15C AV
 Env. / Ins. : 24°C/56% Engineer : Leo-Li
 EUT : Notebook
 Power Rating : DC 19V From Adapter Input AC 120V/60Hz
 Test Mode : IEEE802.11nHT40 CH46 5230MHz Tx
 M/N : RZ09-0116

No.	Freq. (MHz)	Ant. Factor (dB/m)	Cable Loss (dB)	AMP factor (dB)	Reading (dBuV)	Emission			Remark
						Level (dBuV/m)	Limits (dBuV/m)	Margin (dB)	
1	5223.550	33.56	9.00	35.70	65.69	72.55	54.00	-18.55	Average
2	5350.000	33.76	9.13	35.70	30.85	38.04	54.00	15.96	Average
3	5460.000	33.94	9.25	35.70	30.66	38.15	54.00	15.85	Average

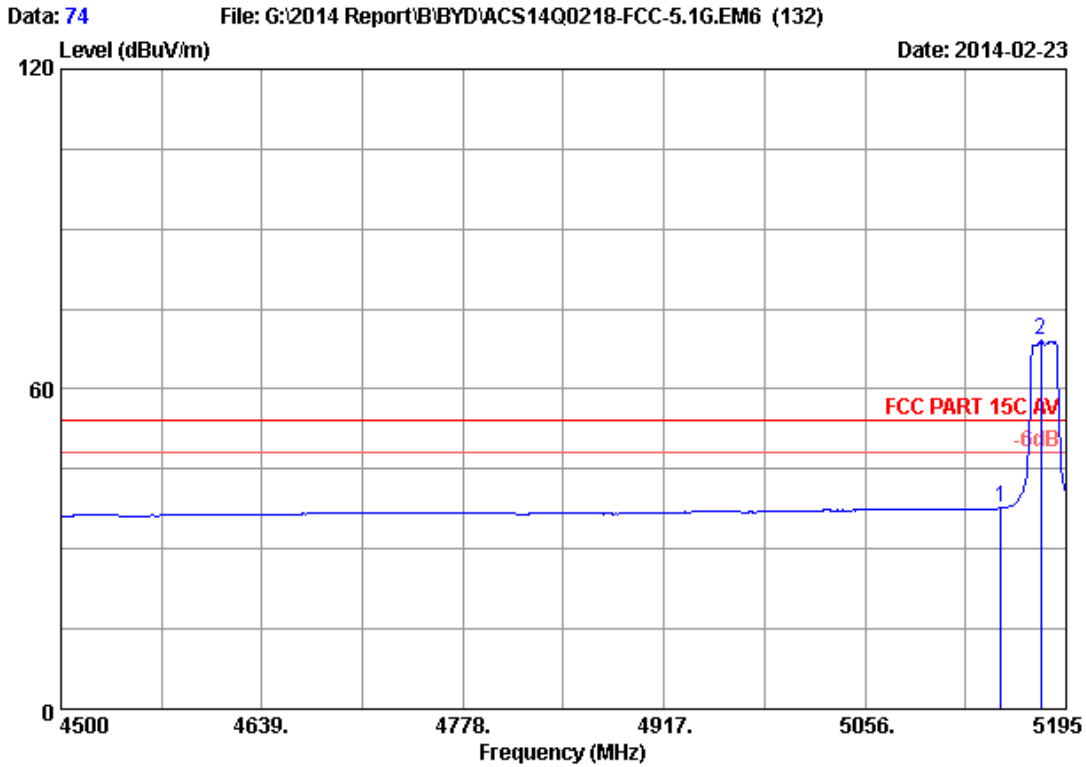
Remarks: 1. Emission Level= Antenna Factor + Cable Loss + Reading
 -Amp Factor
 2. The emission levels that are 20dB below the official
 limit are not reported.



Site no. : 3m Chamber Data no. : 73
 Dis. / Ant. : 3m 2013 3115 (4580) Ant. pol. : VERTICAL
 Limit : FCC PART 15C PEAK
 Env. / Ins. : 24°C/56% Engineer : Leo-Li
 EUT : Notebook
 Power Rating : DC 19V From Adapter Input AC 120V/60Hz
 Test Mode : IEEE802.11ac VHT20 CH36 5180MHz Tx
 M/N : RZ09-0116

No.	Freq. (MHz)	Ant. Factor (dB/m)	Cable Loss (dB)	AMP factor (dB)	Reading (dBuV)	Emission Level (dBuV/m)	Limits (dBuV/m)	Margin (dB)	Remark
1	5150.000	33.44	8.92	35.70	42.22	48.88	74.00	25.12	Peak
2	5175.540	33.48	8.95	35.70	79.74	86.47	74.00	-12.47	Peak

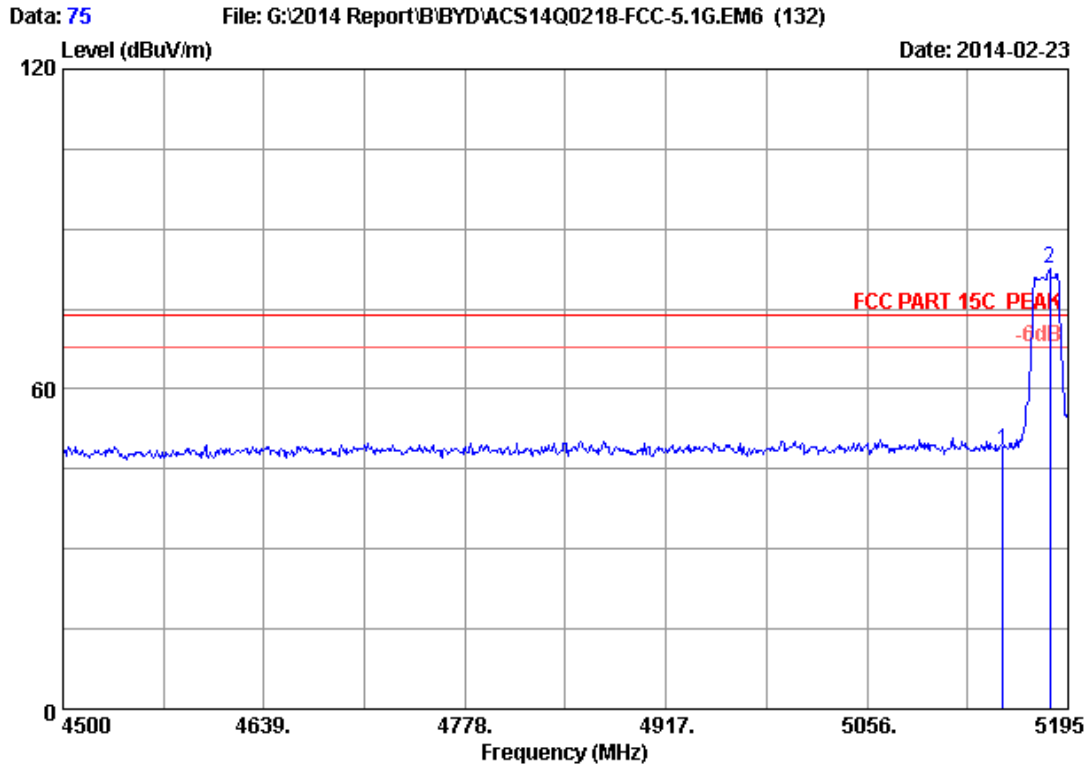
Remarks: 1. Emission Level= Antenna Factor + Cable Loss + Reading - Amp Factor
 2. The emission levels that are 20dB below the official limit are not reported.



Site no. : 3m Chamber Data no. : 74
 Dis. / Ant. : 3m 2013 3115 (4580) Ant. pol. : VERTICAL
 Limit : FCC PART 15C AV
 Env. / Ins. : 24°C/56% Engineer : Leo-Li
 EUT : Notebook
 Power Rating : DC 19V From Adapter Input AC 120V/60Hz
 Test Mode : IEEE802.11ac VHT20 CH36 5180MHz Tx
 M/N : RZ09-0116

No.	Freq. (MHz)	Ant. Factor (dB/m)	Cable Loss (dB)	AMP factor (dB)	Reading (dBuV)	Emission Level (dBuV/m)	Limits (dBuV/m)	Margin (dB)	Remark
1	5150.000	33.44	8.92	35.70	31.01	37.67	54.00	16.33	Average
2	5177.625	33.48	8.95	35.70	62.31	69.04	54.00	-15.04	Average

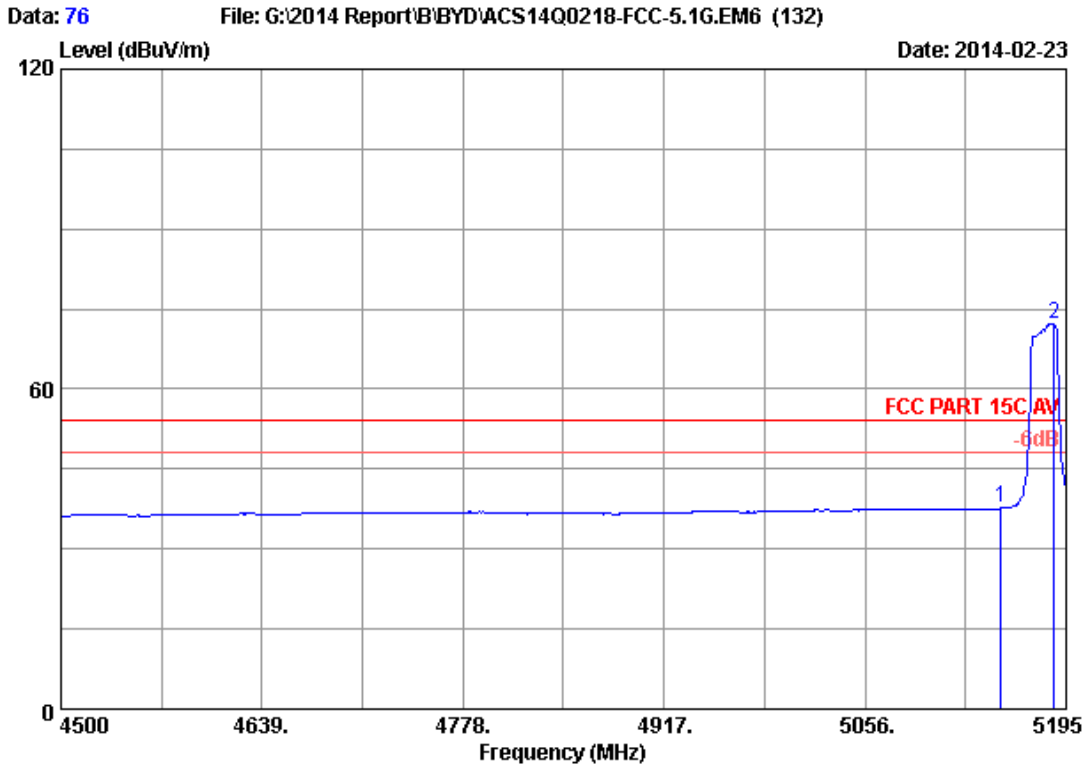
Remarks: 1. Emission Level= Antenna Factor + Cable Loss + Reading - Amp Factor
 2. The emission levels that are 20dB below the official limit are not reported.



Site no. : 3m Chamber Data no. : 75
 Dis. / Ant. : 3m 2013 3115 (4580) Ant. pol. : HORIZONTAL
 Limit : FCC PART 15C PEAK
 Env. / Ins. : 24°C/56% Engineer : Leo-Li
 EUT : Notebook
 Power Rating : DC 19V From Adapter Input AC 120V/60Hz
 Test Mode : IEEE802.11ac VHT20 CH36 5180MHz Tx
 M/N : RZ09-0116

No.	Freq. (MHz)	Ant. Factor (dB/m)	Cable Loss (dB)	AMP factor (dB)	Reading (dBuV)	Emission Level (dBuV/m)	Limits (dBuV/m)	Margin (dB)	Remark
1	5150.000	33.44	8.92	35.70	41.89	48.55	74.00	25.45	Peak
2	5182.490	33.49	8.96	35.70	75.90	82.65	74.00	-8.65	Peak

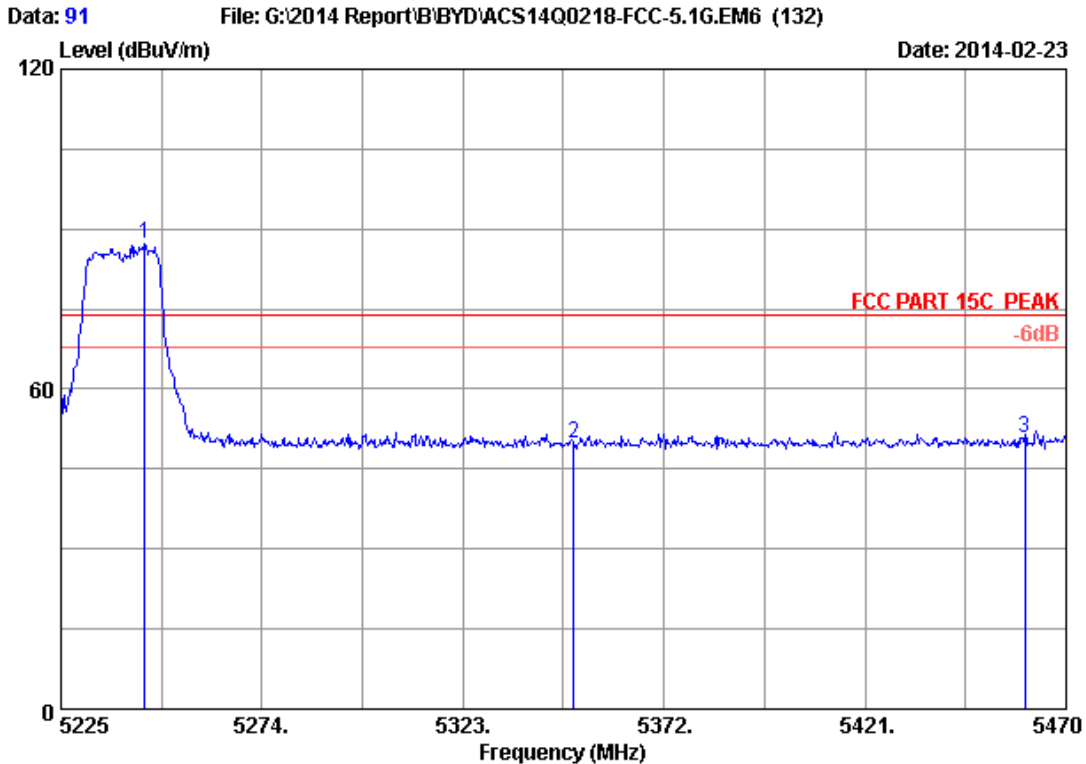
Remarks: 1. Emission Level= Antenna Factor + Cable Loss + Reading - Amp Factor
 2. The emission levels that are 20dB below the official limit are not reported.



Site no. : 3m Chamber Data no. : 76
 Dis. / Ant. : 3m 2013 3115 (4580) Ant. pol. : HORIZONTAL
 Limit : FCC PART 15C AV
 Env. / Ins. : 24°C/56% Engineer : Leo-Li
 EUT : Notebook
 Power Rating : DC 19V From Adapter Input AC 120V/60Hz
 Test Mode : IEEE802.11ac VHT20 CH36 5180MHz Tx
 M/N : RZ09-0116

No.	Freq. (MHz)	Ant. Factor (dB/m)	Cable Loss (dB)	AMP factor (dB)	Reading (dBuV)	Emission Level (dBuV/m)	Limits (dBuV/m)	Margin (dB)	Remark
1	5150.000	33.44	8.92	35.70	30.95	37.61	54.00	16.39	Average
2	5186.660	33.50	8.96	35.70	65.46	72.22	54.00	-18.22	Average

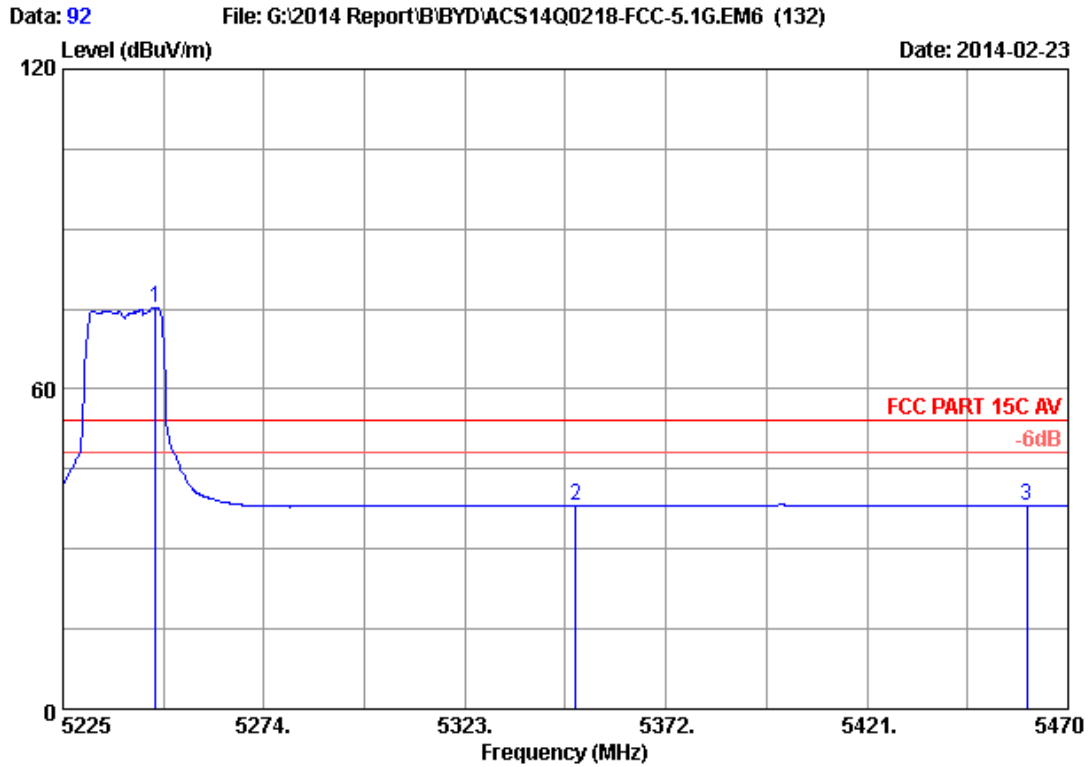
Remarks: 1. Emission Level= Antenna Factor + Cable Loss + Reading - Amp Factor
 2. The emission levels that are 20dB below the official limit are not reported.



Site no. : 3m Chamber Data no. : 91
 Dis. / Ant. : 3m 2013 3115 (4580) Ant. pol. : VERTICAL
 Limit : FCC PART 15C PEAK
 Env. / Ins. : 24°C/56% Engineer : Leo-Li
 EUT : Notebook
 Power Rating : DC 19V From Adapter Input AC 120V/60Hz
 Test Mode : IEEE802.11ac VHT20 CH48 5240MHz Tx
 M/N : RZ09-0116

No.	Freq. (MHz)	Ant. Factor (dB/m)	Cable Loss (dB)	AMP factor (dB)	Reading (dBuV)	Emission			Remark
						Level (dBuV/m)	Limits (dBuV/m)	Margin (dB)	
1	5245.335	33.59	9.02	35.70	80.26	87.17	74.00	-13.17	Peak
2	5350.000	33.76	9.13	35.70	42.62	49.81	74.00	24.19	Peak
3	5460.000	33.94	9.25	35.70	43.20	50.69	74.00	23.31	Peak

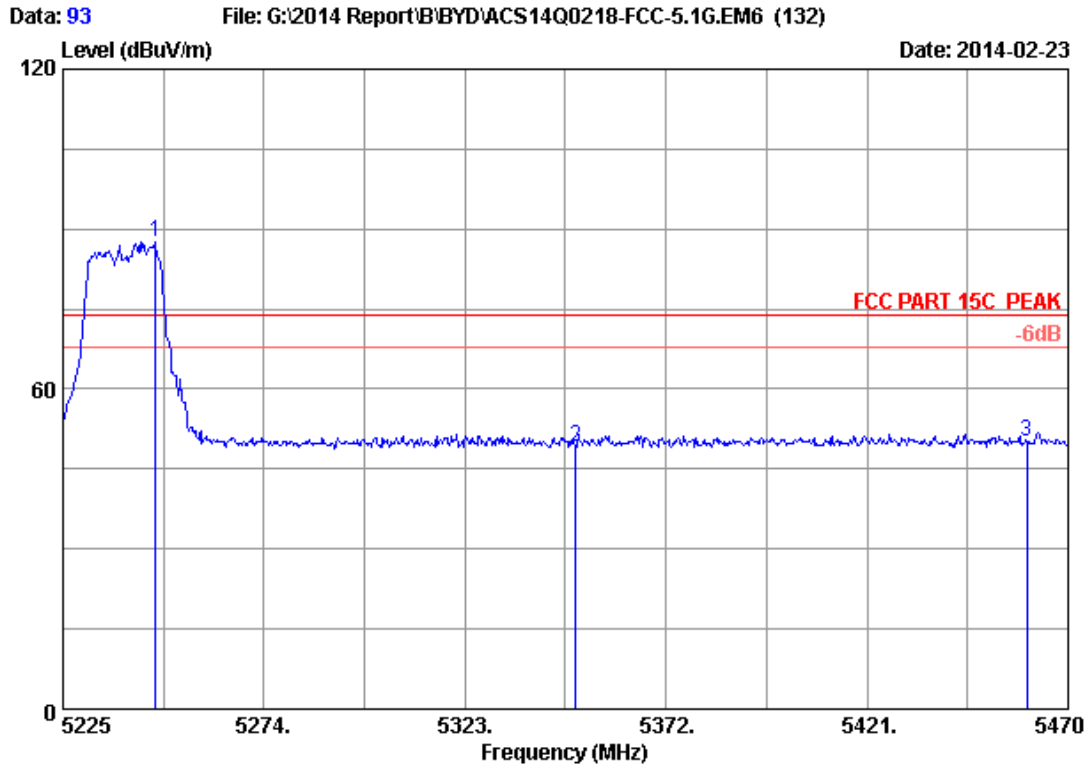
Remarks: 1. Emission Level= Antenna Factor + Cable Loss + Reading
 -Amp Factor
 2. The emission levels that are 20dB below the official
 limit are not reported.



Site no. : 3m Chamber Data no. : 92
 Dis. / Ant. : 3m 2013 3115 (4580) Ant. pol. : VERTICAL
 Limit : FCC PART 15C AV
 Env. / Ins. : 24°C/56% Engineer : Leo-Li
 EUT : Notebook
 Power Rating : DC 19V From Adapter Input AC 120V/60Hz
 Test Mode : IEEE802.11ac VHT20 CH48 5240MHz Tx
 M/N : RZ09-0116

No.	Freq. (MHz)	Ant. Factor (dB/m)	Cable Loss (dB)	AMP factor (dB)	Reading (dBuV)	Emission			Remark
						Level (dBuV/m)	Limits (dBuV/m)	Margin (dB)	
1	5247.540	33.60	9.02	35.70	68.45	75.37	54.00	-21.37	Average
2	5350.000	33.76	9.13	35.70	30.81	38.00	54.00	16.00	Average
3	5460.000	33.94	9.25	35.70	30.66	38.15	54.00	15.85	Average

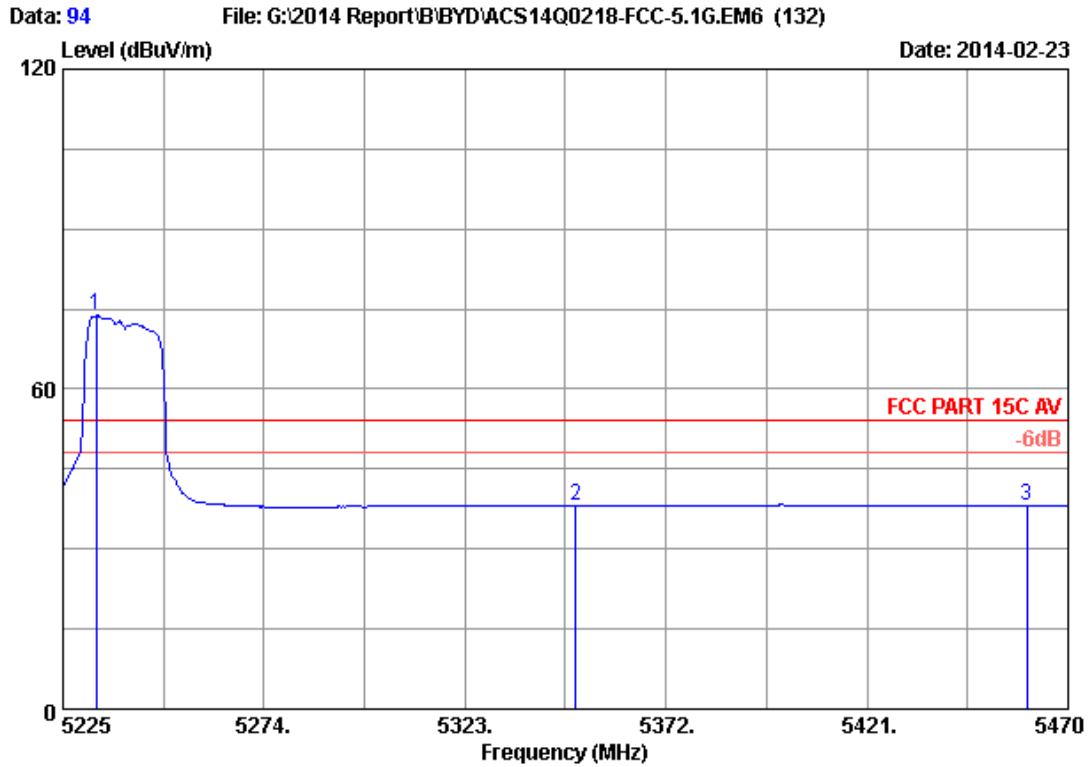
Remarks: 1. Emission Level= Antenna Factor + Cable Loss + Reading - Amp Factor
 2. The emission levels that are 20dB below the official limit are not reported.



Site no. : 3m Chamber Data no. : 93
 Dis. / Ant. : 3m 2013 3115 (4580) Ant. pol. : HORIZONTAL
 Limit : FCC PART 15C PEAK
 Env. / Ins. : 24°C/56% Engineer : Leo-Li
 EUT : Notebook
 Power Rating : DC 19V From Adapter Input AC 120V/60Hz
 Test Mode : IEEE802.11ac VHT20 CH48 5240MHz Tx
 M/N : RZ09-0116

No.	Freq. (MHz)	Ant. Cable AMP			Emission				Remark
		Factor (dB/m)	Loss (dB)	factor (dB)	Reading (dBuV)	Level (dBuV/m)	Limits (dBuV/m)	Margin (dB)	
1	5247.540	33.60	9.02	35.70	80.71	87.63	74.00	-13.63	Peak
2	5350.000	33.76	9.13	35.70	41.83	49.02	74.00	24.98	Peak
3	5460.000	33.94	9.25	35.70	42.81	50.30	74.00	23.70	Peak

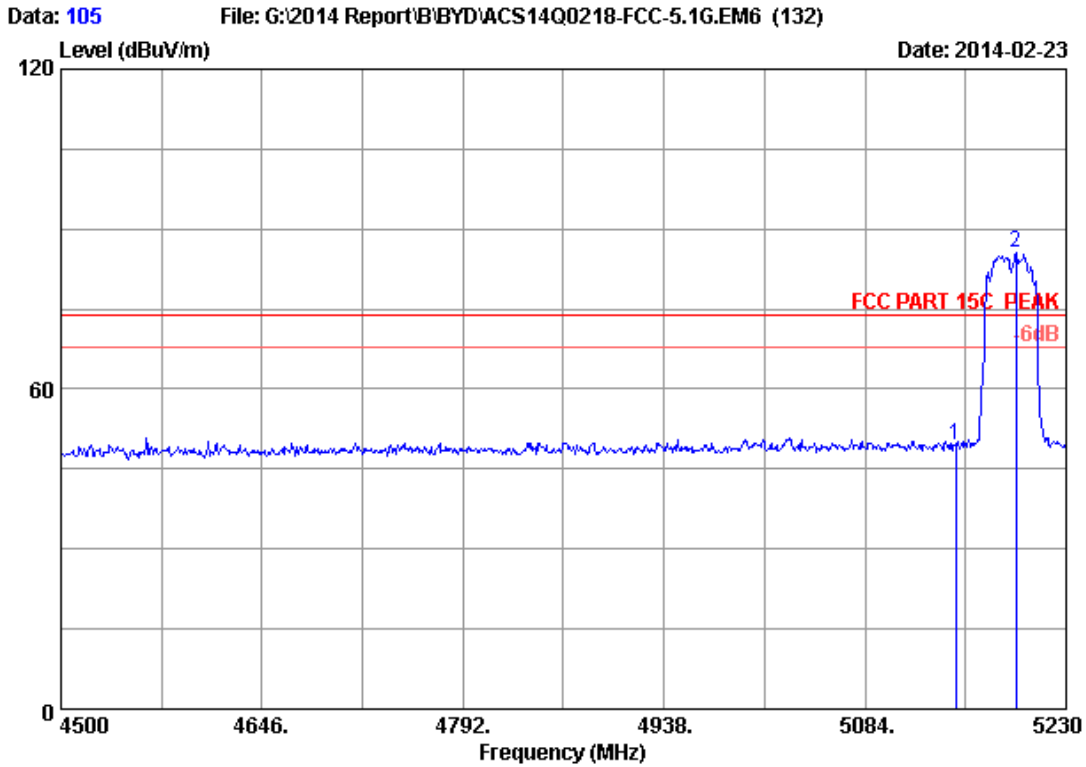
Remarks: 1. Emission Level= Antenna Factor + Cable Loss + Reading
 -Amp Factor
 2. The emission levels that are 20dB below the official
 limit are not reported.



Site no. : 3m Chamber Data no. : 94
 Dis. / Ant. : 3m 2013 3115 (4580) Ant. pol. : HORIZONTAL
 Limit : FCC PART 15C AV
 Env. / Ins. : 24°C/56% Engineer : Leo-Li
 EUT : Notebook
 Power Rating : DC 19V From Adapter Input AC 120V/60Hz
 Test Mode : IEEE802.11ac VHT20 CH48 5240MHz Tx
 M/N : RZ09-0116

No.	Freq. (MHz)	Ant. Factor (dB/m)	Cable Loss (dB)	AMP factor (dB)	Reading (dBuV)	Emission			Remark
						Level (dBuV/m)	Limits (dBuV/m)	Margin (dB)	
1	5233.085	33.57	9.01	35.70	66.90	73.78	54.00	-19.78	Average
2	5350.000	33.76	9.13	35.70	30.83	38.02	54.00	15.98	Average
3	5460.000	33.94	9.25	35.70	30.67	38.16	54.00	15.84	Average

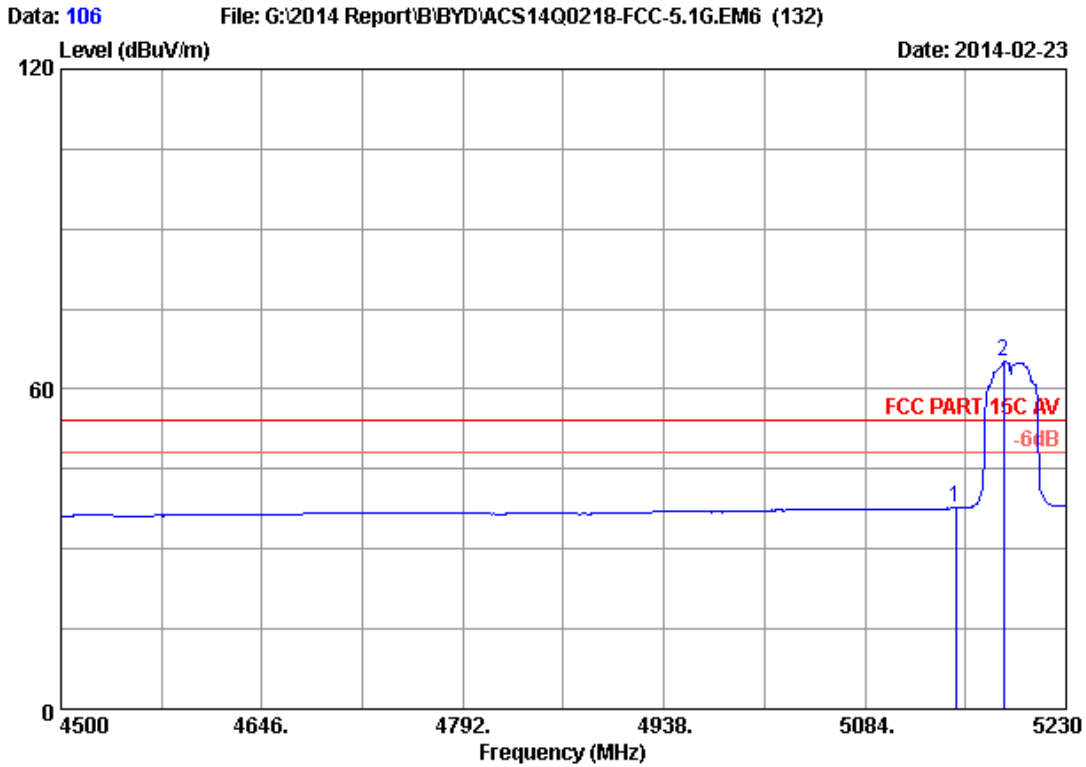
Remarks: 1. Emission Level= Antenna Factor + Cable Loss + Reading - Amp Factor
 2. The emission levels that are 20dB below the official limit are not reported.



Site no. : 3m Chamber Data no. : 105
 Dis. / Ant. : 3m 2013 3115 (4580) Ant. pol. : VERTICAL
 Limit : FCC PART 15C PEAK
 Env. / Ins. : 24°C/56% Engineer : Leo-Li
 EUT : Notebook
 Power Rating : DC 19V From Adapter Input AC 120V/60Hz
 Test Mode : IEEE802.11ac VHT40 CH38 5190MHz Tx
 M/N : RZ09-0116

No.	Freq. (MHz)	Ant. Factor (dB/m)	Cable Loss (dB)	AMP factor (dB)	Reading (dBuV)	Emission Level (dBuV/m)	Limits (dBuV/m)	Margin (dB)	Remark
1	5150.000	33.44	8.92	35.70	42.85	49.51	74.00	24.49	Peak
2	5193.500	33.51	8.97	35.70	78.95	85.73	74.00	-11.73	Peak

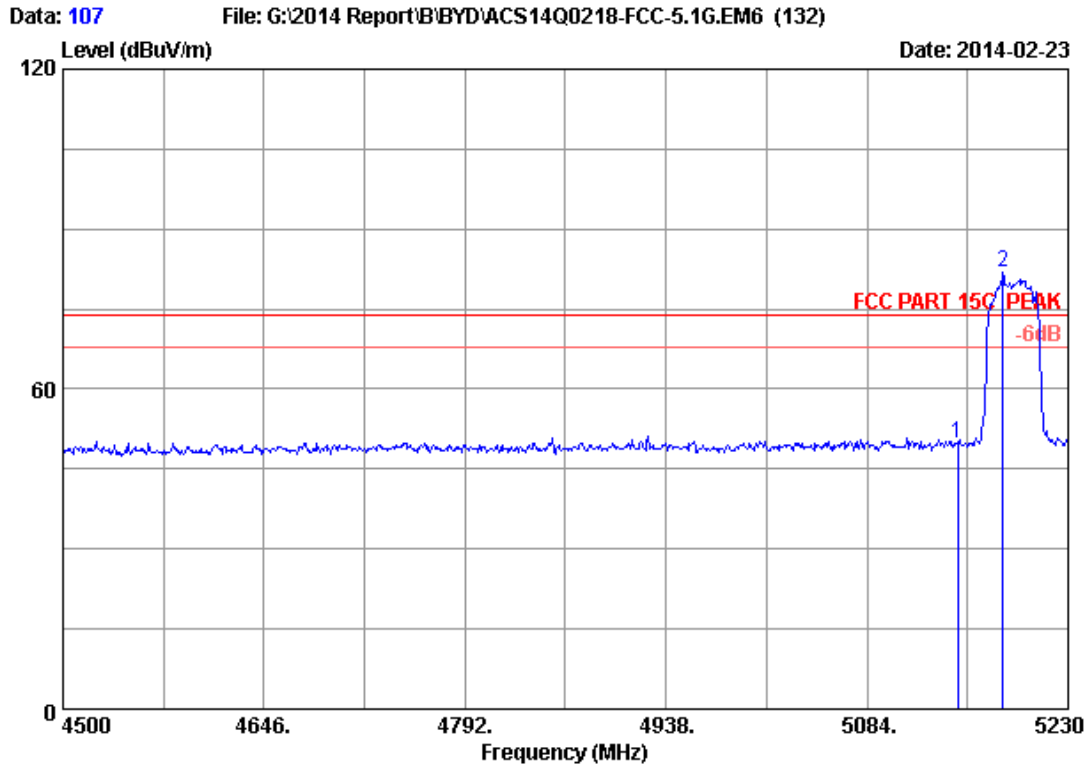
Remarks: 1. Emission Level= Antenna Factor + Cable Loss + Reading - Amp Factor
 2. The emission levels that are 20dB below the official limit are not reported.



Site no. : 3m Chamber Data no. : 106
 Dis. / Ant. : 3m 2013 3115 (4580) Ant. pol. : VERTICAL
 Limit : FCC PART 15C AV
 Env. / Ins. : 24°C/56% Engineer : Leo-Li
 EUT : Notebook
 Power Rating : DC 19V From Adapter Input AC 120V/60Hz
 Test Mode : IEEE802.11ac VHT40 CH38 5190MHz Tx
 M/N : RZ09-0116

No.	Freq. (MHz)	Ant. Factor (dB/m)	Cable Loss (dB)	AMP factor (dB)	Reading (dBuV)	Emission Level (dBuV/m)	Limits (dBuV/m)	Margin (dB)	Remark
1	5150.000	33.44	8.92	35.70	30.98	37.64	54.00	16.36	Average
2	5184.740	33.50	8.96	35.70	58.33	65.09	54.00	-11.09	Average

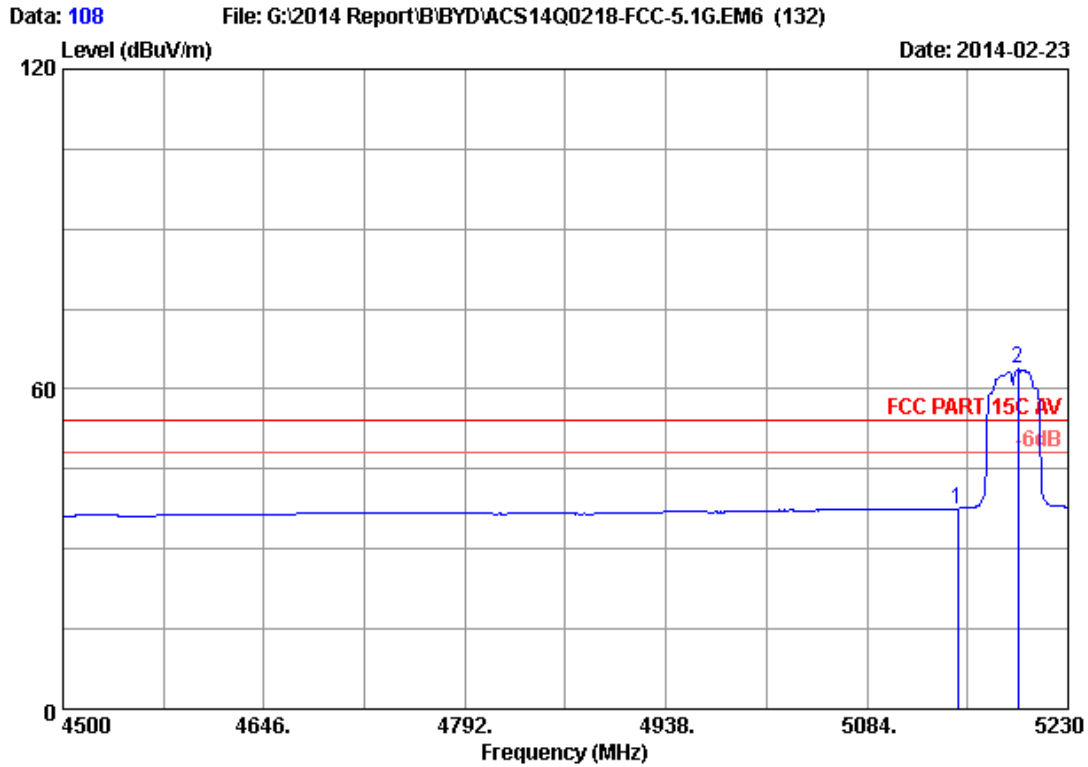
Remarks: 1. Emission Level= Antenna Factor + Cable Loss + Reading - Amp Factor
 2. The emission levels that are 20dB below the official limit are not reported.



Site no. : 3m Chamber Data no. : 107
 Dis. / Ant. : 3m 2013 3115 (4580) Ant. pol. : HORIZONTAL
 Limit : FCC PART 15C PEAK
 Env. / Ins. : 24°C/56% Engineer : Leo-Li
 EUT : Notebook
 Power Rating : DC 19V From Adapter Input AC 120V/60Hz
 Test Mode : IEEE802.11ac VHT40 CH38 5190MHz Tx
 M/N : RZ09-0116

No.	Freq. (MHz)	Ant. Factor (dB/m)	Cable Loss (dB)	AMP factor (dB)	Reading (dBuV)	Emission Level (dBuV/m)	Limits (dBuV/m)	Margin (dB)	Remark
1	5150.000	33.44	8.92	35.70	43.11	49.77	74.00	24.23	Peak
2	5182.550	33.49	8.96	35.70	75.22	81.97	74.00	-7.97	Peak

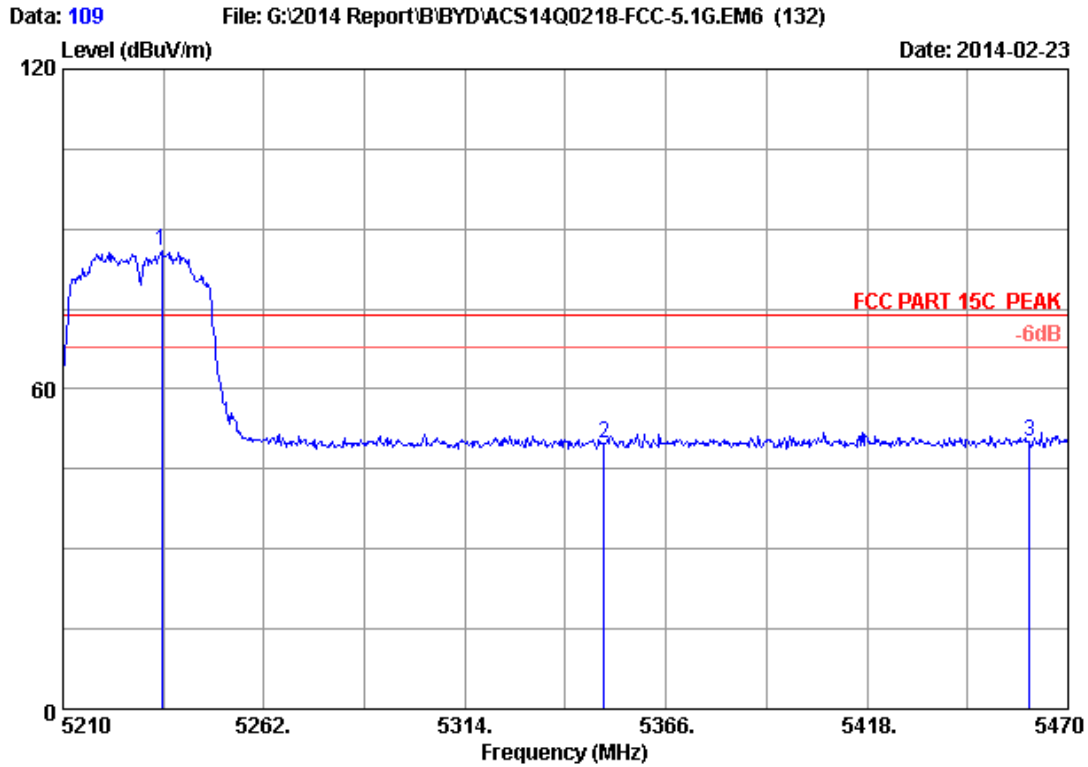
Remarks: 1. Emission Level= Antenna Factor + Cable Loss + Reading - Amp Factor
 2. The emission levels that are 20dB below the official limit are not reported.



Site no. : 3m Chamber Data no. : 108
 Dis. / Ant. : 3m 2013 3115 (4580) Ant. pol. : HORIZONTAL
 Limit : FCC PART 15C AV
 Env. / Ins. : 24°C/56% Engineer : Leo-Li
 EUT : Notebook
 Power Rating : DC 19V From Adapter Input AC 120V/60Hz
 Test Mode : IEEE802.11ac VHT40 CH38 5190MHz Tx
 M/N : RZ09-0116

No.	Freq. (MHz)	Ant. Factor (dB/m)	Cable Loss (dB)	AMP factor (dB)	Reading (dBuV)	Emission Level (dBuV/m)	Limits (dBuV/m)	Margin (dB)	Remark
1	5150.000	33.44	8.92	35.70	30.91	37.57	54.00	16.43	Average
2	5193.500	33.51	8.97	35.70	57.03	63.81	54.00	-9.81	Average

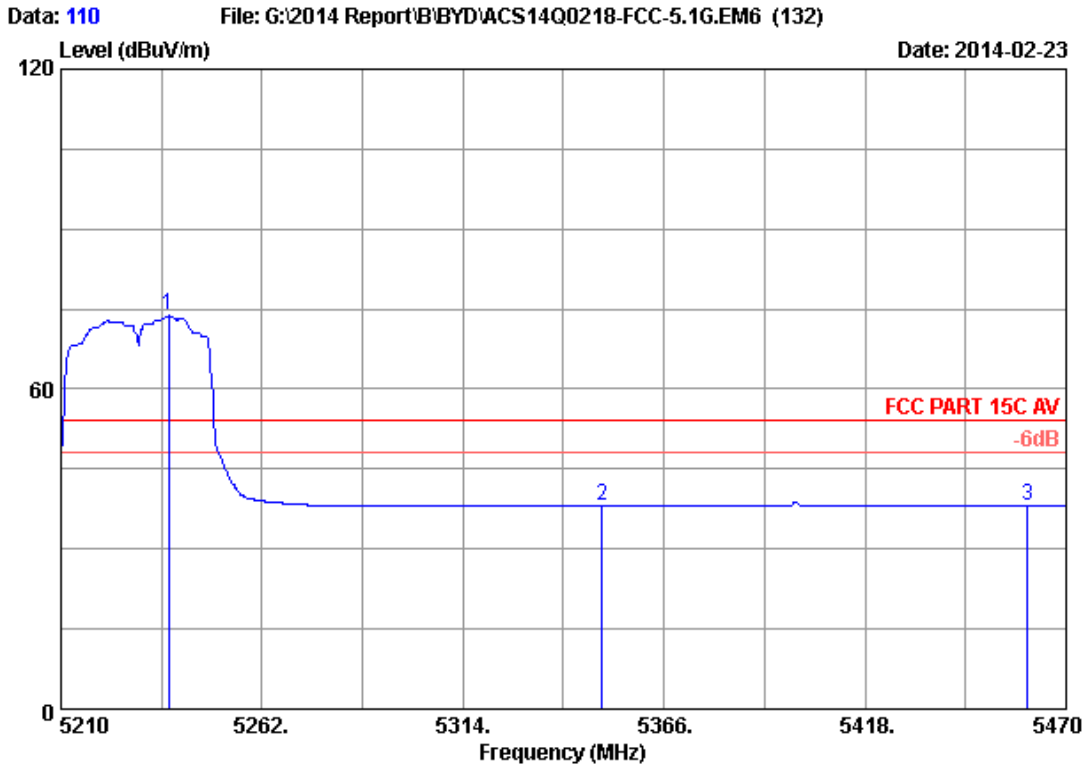
Remarks: 1. Emission Level= Antenna Factor + Cable Loss + Reading - Amp Factor
 2. The emission levels that are 20dB below the official limit are not reported.



Site no. : 3m Chamber Data no. : 109
 Dis. / Ant. : 3m 2013 3115 (4580) Ant. pol. : HORIZONTAL
 Limit : FCC PART 15C PEAK
 Env. / Ins. : 24°C/56% Engineer : Leo-Li
 EUT : Notebook
 Power Rating : DC 19V From Adapter Input AC 120V/60Hz
 Test Mode : IEEE802.11ac VHT40 CH46 5230MHz Tx
 M/N : RZ09-0116

No.	Freq. (MHz)	Ant. Factor (dB/m)	Cable Loss (dB)	AMP factor (dB)	Reading (dBuV)	Emission Level (dBuV/m)	Limits (dBuV/m)	Margin (dB)	Remark
1	5235.480	33.58	9.01	35.70	79.06	85.95	74.00	-11.95	Peak
2	5350.000	33.76	9.13	35.70	42.65	49.84	74.00	24.16	Peak
3	5460.000	33.94	9.25	35.70	42.75	50.24	74.00	23.76	Peak

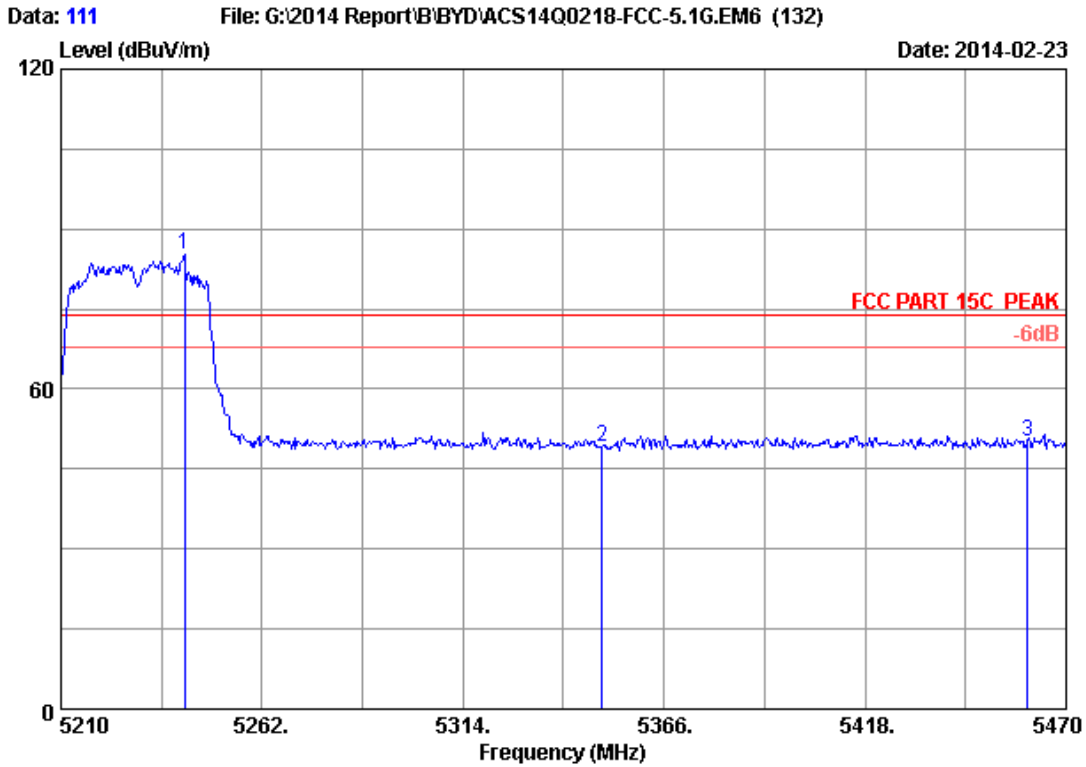
Remarks: 1. Emission Level= Antenna Factor + Cable Loss + Reading - Amp Factor
 2. The emission levels that are 20dB below the official limit are not reported.



Site no. : 3m Chamber Data no. : 110
 Dis. / Ant. : 3m 2013 3115 (4580) Ant. pol. : HORIZONTAL
 Limit : FCC PART 15C AV
 Env. / Ins. : 24°C/56% Engineer : Leo-Li
 EUT : Notebook
 Power Rating : DC 19V From Adapter Input AC 120V/60Hz
 Test Mode : IEEE802.11ac VHT40 CH46 5230MHz Tx
 M/N : RZ09-0116

No.	Freq. (MHz)	Ant. Factor (dB/m)	Cable Loss (dB)	AMP factor (dB)	Reading (dBuV)	Emission Level (dBuV/m)	Limits (dBuV/m)	Margin (dB)	Remark
1	5237.820	33.58	9.01	35.70	66.90	73.79	54.00	-19.79	Average
2	5350.000	33.76	9.13	35.70	30.83	38.02	54.00	15.98	Average
3	5460.000	33.94	9.25	35.70	30.65	38.14	54.00	15.86	Average

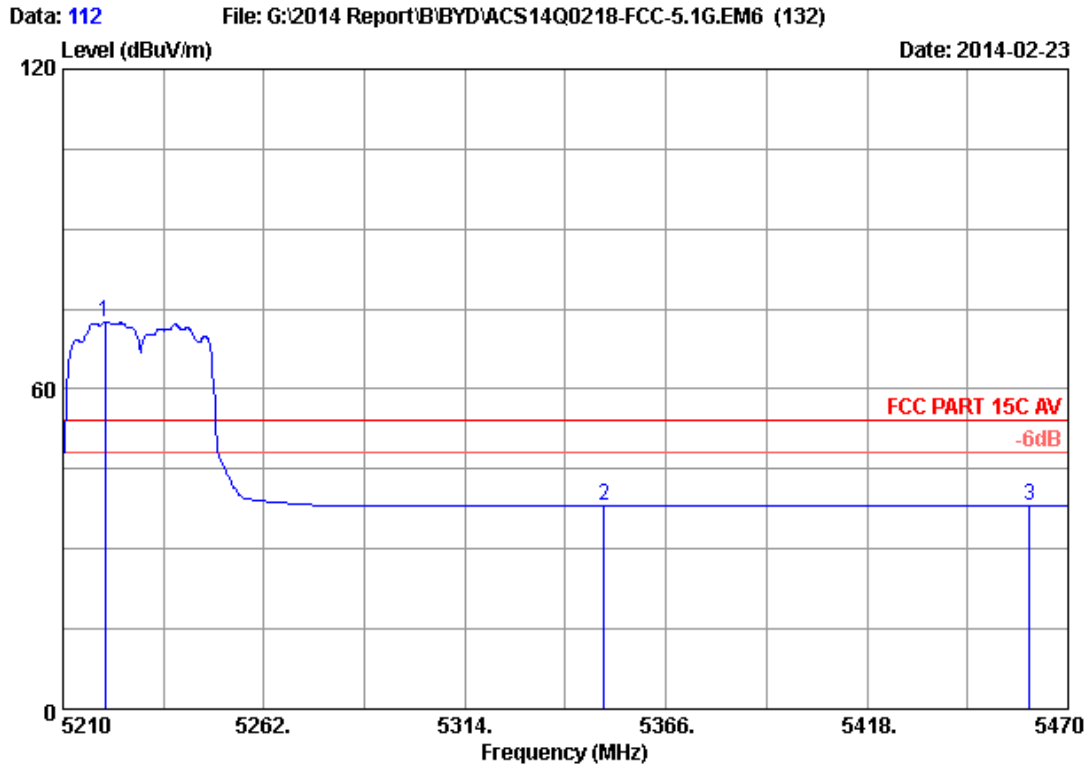
Remarks: 1. Emission Level= Antenna Factor + Cable Loss + Reading
 -Amp Factor
 2. The emission levels that are 20dB below the official
 limit are not reported.



Site no. : 3m Chamber Data no. : 111
 Dis. / Ant. : 3m 2013 3115 (4580) Ant. pol. : VERTICAL
 Limit : FCC PART 15C PEAK
 Env. / Ins. : 24°C/56% Engineer : Leo-Li
 EUT : Notebook
 Power Rating : DC 19V From Adapter Input AC 120V/60Hz
 Test Mode : IEEE802.11ac VHT40 CH46 5230MHz Tx
 M/N : RZ09-0116

No.	Freq. (MHz)	Ant. Factor (dB/m)	Cable Loss (dB)	AMP factor (dB)	Reading (dBuV)	Emission Level (dBuV/m)	Limits (dBuV/m)	Margin (dB)	Remark
1	5241.980	33.59	9.02	35.70	78.25	85.16	74.00	-11.16	Peak
2	5350.000	33.76	9.13	35.70	42.01	49.20	74.00	24.80	Peak
3	5460.000	33.94	9.25	35.70	42.77	50.26	74.00	23.74	Peak

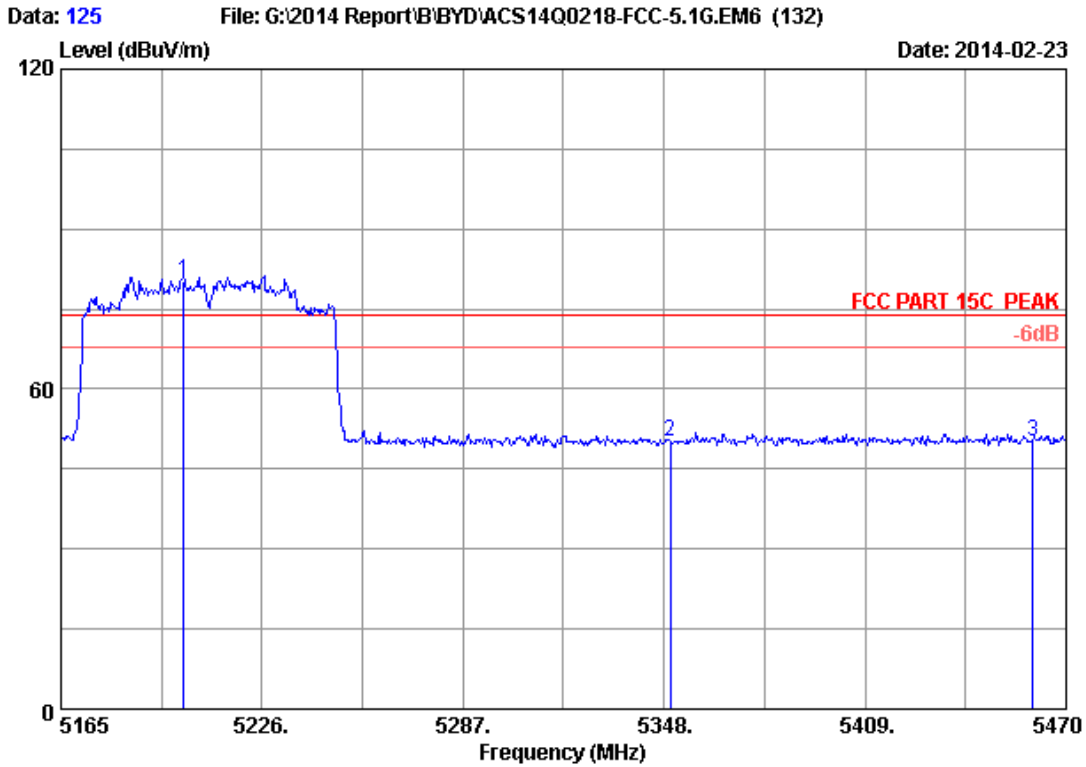
Remarks: 1. Emission Level= Antenna Factor + Cable Loss + Reading - Amp Factor
 2. The emission levels that are 20dB below the official limit are not reported.



Site no. : 3m Chamber Data no. : 112
 Dis. / Ant. : 3m 2013 3115 (4580) Ant. pol. : VERTICAL
 Limit : FCC PART 15C AV
 Env. / Ins. : 24°C/56% Engineer : Leo-Li
 EUT : Notebook
 Power Rating : DC 19V From Adapter Input AC 120V/60Hz
 Test Mode : IEEE802.11ac VHT40 CH46 5230MHz Tx
 M/N : RZ09-0116

No.	Freq. (MHz)	Ant. Factor (dB/m)	Cable Loss (dB)	AMP factor (dB)	Reading (dBuV)	Emission			Remark
						Level (dBuV/m)	Limits (dBuV/m)	Margin (dB)	
1	5220.920	33.55	9.00	35.70	65.71	72.56	54.00	-18.56	Average
2	5350.000	33.76	9.13	35.70	30.81	38.00	54.00	16.00	Average
3	5460.000	33.94	9.25	35.70	30.66	38.15	54.00	15.85	Average

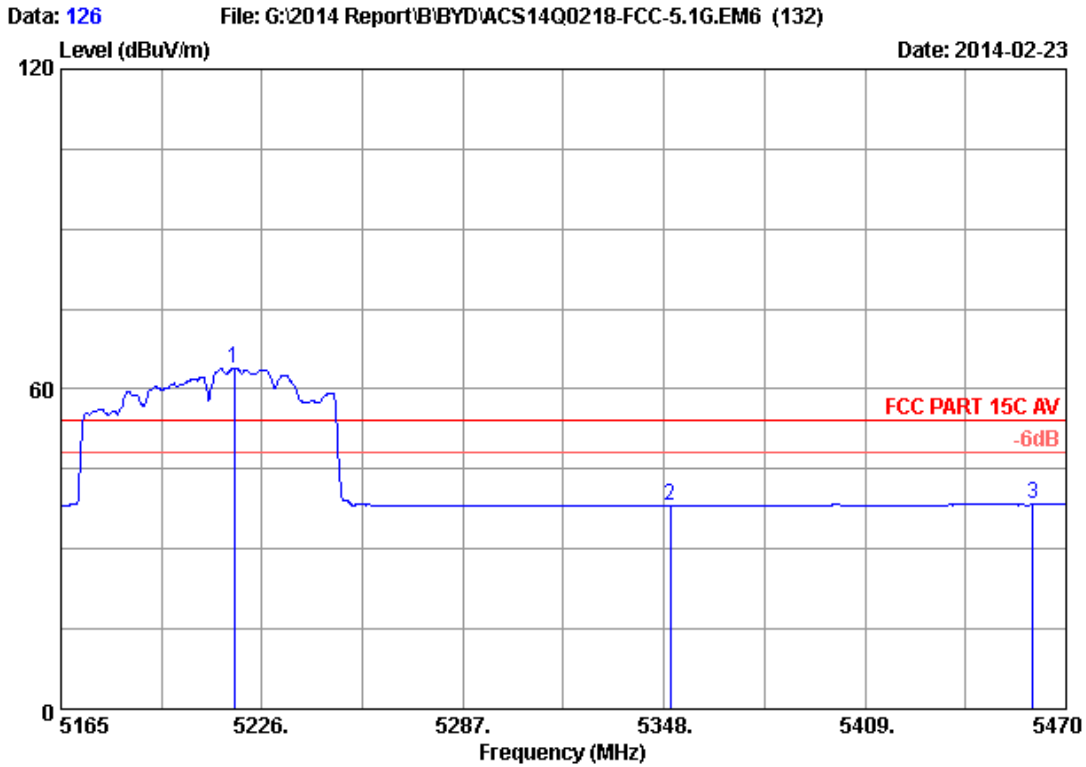
Remarks: 1. Emission Level= Antenna Factor + Cable Loss + Reading
 -Amp Factor
 2. The emission levels that are 20dB below the official
 limit are not reported.



Site no. : 3m Chamber Data no. : 125
 Dis. / Ant. : 3m 2013 3115 (4580) Ant. pol. : VERTICAL
 Limit : FCC PART 15C PEAK
 Env. / Ins. : 24°C/56% Engineer : Leo-Li
 EUT : Notebook
 Power Rating : DC 19V From Adapter Input AC 120V/60Hz
 Test Mode : IEEE802.11ac VHT80 CH42 5210MHz Tx
 M/N : RZ09-0116

No.	Freq. (MHz)	Ant. Factor (dB/m)	Cable Loss (dB)	AMP factor (dB)	Reading (dBuV)	Emission Level (dBuV/m)	Limits (dBuV/m)	Margin (dB)	Remark
1	5202.210	33.52	8.98	35.70	73.35	80.15	74.00	-6.15	Peak
2	5350.000	33.76	9.13	35.70	42.88	50.07	74.00	23.93	Peak
3	5460.000	33.94	9.25	35.70	42.61	50.10	74.00	23.90	Peak

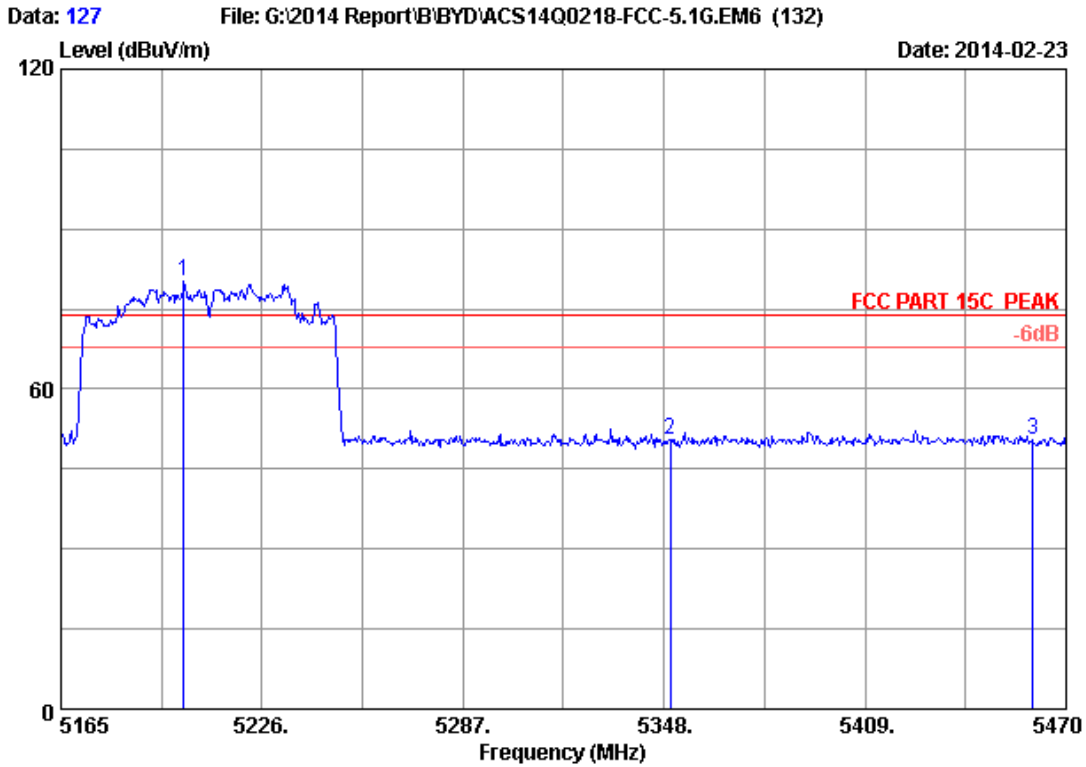
Remarks: 1. Emission Level= Antenna Factor + Cable Loss + Reading -Amp Factor
 2. The emission levels that are 20dB below the official limit are not reported.



Site no. : 3m Chamber Data no. : 126
 Dis. / Ant. : 3m 2013 3115 (4580) Ant. pol. : VERTICAL
 Limit : FCC PART 15C AV
 Env. / Ins. : 24°C/56% Engineer : Leo-Li
 EUT : Notebook
 Power Rating : DC 19V From Adapter Input AC 120V/60Hz
 Test Mode : IEEE802.11ac VHT80 CH42 5210MHz Tx
 M/N : RZ09-0116

No.	Freq. (MHz)	Ant. Factor (dB/m)	Cable Loss (dB)	AMP factor (dB)	Reading (dBuV)	Emission Level (dBuV/m)	Limits (dBuV/m)	Margin (dB)	Remark
1	5217.460	33.55	8.99	35.70	56.94	63.78	54.00	-9.78	Average
2	5350.000	33.76	9.13	35.70	30.93	38.12	54.00	15.88	Average
3	5460.000	33.94	9.25	35.70	30.80	38.29	54.00	15.71	Average

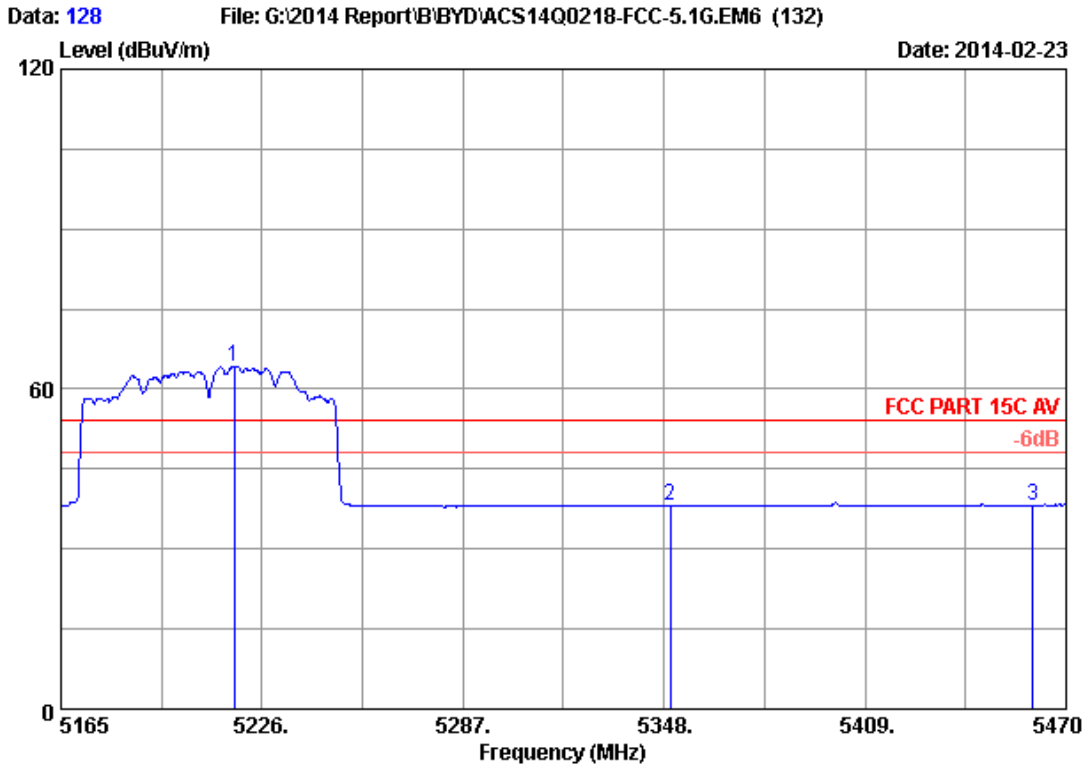
Remarks: 1. Emission Level= Antenna Factor + Cable Loss + Reading - Amp Factor
 2. The emission levels that are 20dB below the official limit are not reported.



Site no. : 3m Chamber Data no. : 127
 Dis. / Ant. : 3m 2013 3115 (4580) Ant. pol. : HORIZONTAL
 Limit : FCC PART 15C PEAK
 Env. / Ins. : 24*C/56% Engineer : Leo-Li
 EUT : Notebook
 Power Rating : DC 19V From Adapter Input AC 120V/60Hz
 Test Mode : IEEE802.11ac VHT80 CH42 5210MHz Tx
 M/N : RZ09-0116

No.	Freq. (MHz)	Ant. Factor (dB/m)	Cable Loss (dB)	AMP factor (dB)	Reading (dBuV)	Emission Level (dBuV/m)	Limits (dBuV/m)	Margin (dB)	Remark
1	5202.210	33.52	8.98	35.70	73.35	80.15	74.00	-6.15	Peak
2	5350.000	33.76	9.13	35.70	43.42	50.61	74.00	23.39	Peak
3	5460.000	33.94	9.25	35.70	43.15	50.64	74.00	23.36	Peak

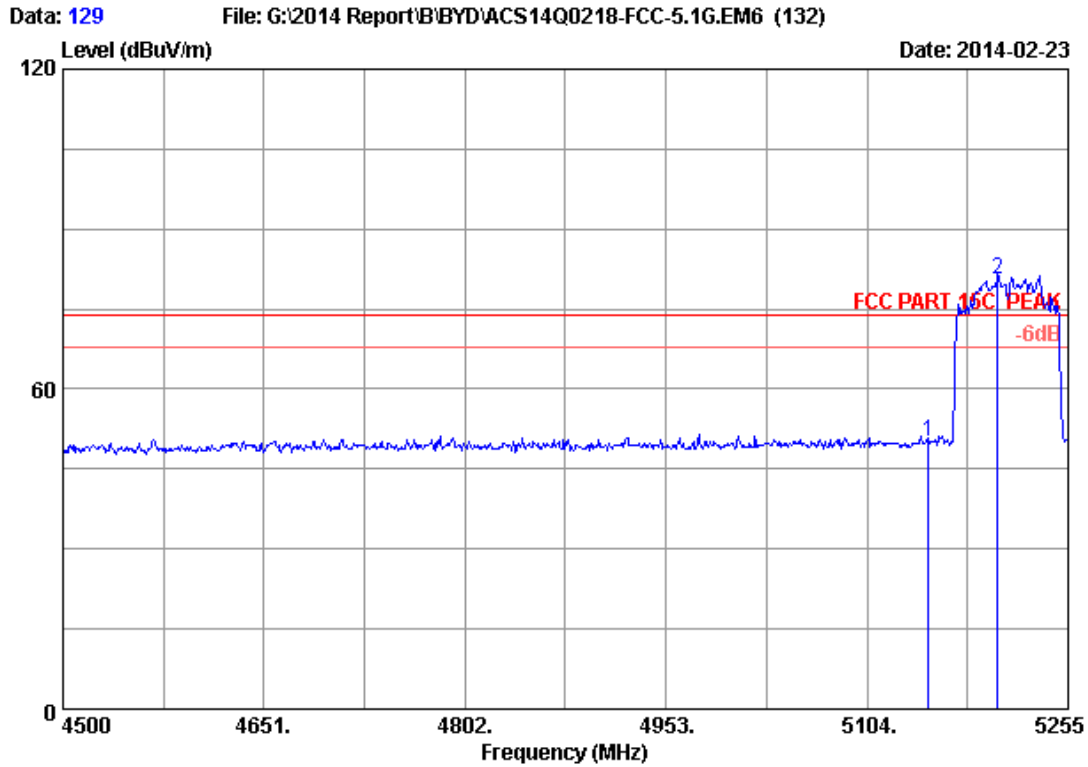
Remarks: 1. Emission Level= Antenna Factor + Cable Loss + Reading -Amp Factor
 2. The emission levels that are 20dB below the official limit are not reported.



Site no. : 3m Chamber Data no. : 128
 Dis. / Ant. : 3m 2013 3115 (4580) Ant. pol. : HORIZONTAL
 Limit : FCC PART 15C AV
 Env. / Ins. : 24°C/56% Engineer : Leo-Li
 EUT : Notebook
 Power Rating : DC 19V From Adapter Input AC 120V/60Hz
 Test Mode : IEEE802.11ac VHT80 CH42 5210MHz Tx
 M/N : RZ09-0116

No.	Freq. (MHz)	Ant. Factor (dB/m)	Cable Loss (dB)	AMP factor (dB)	Reading (dBuV)	Emission Level (dBuV/m)	Limits (dBuV/m)	Margin (dB)	Remark
1	5217.460	33.55	8.99	35.70	57.37	64.21	54.00	-10.21	Average
2	5350.000	33.76	9.13	35.70	30.87	38.06	54.00	15.94	Average
3	5460.000	33.94	9.25	35.70	30.73	38.22	54.00	15.78	Average

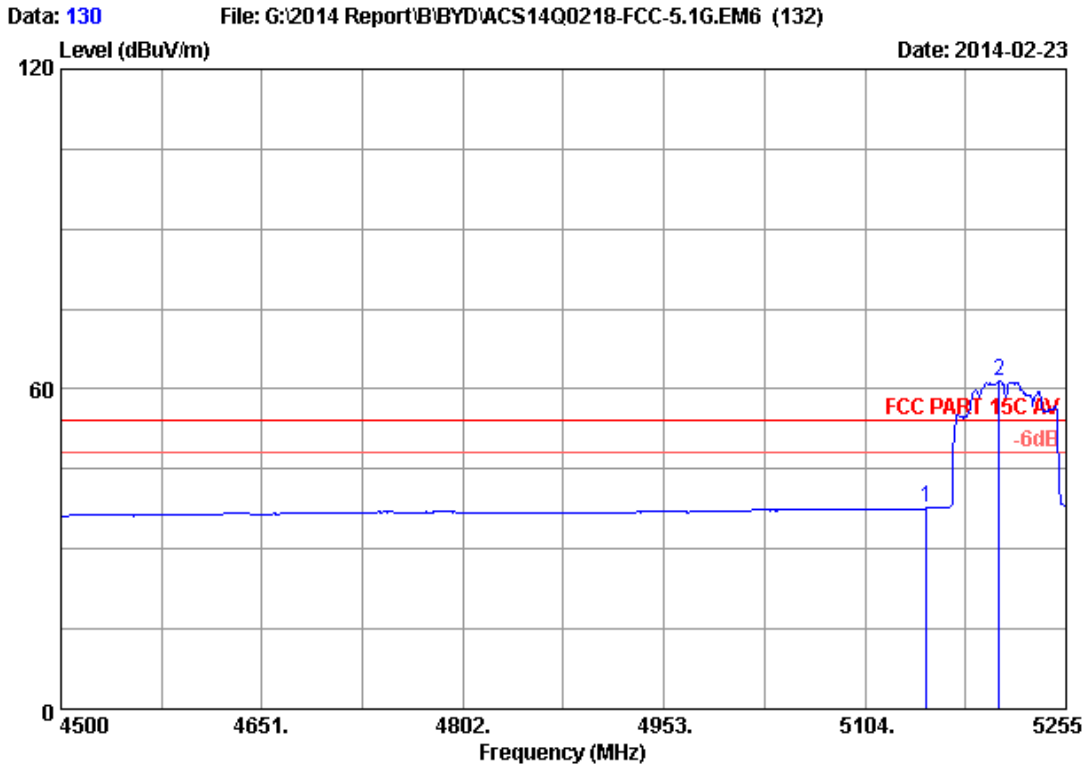
Remarks: 1. Emission Level= Antenna Factor + Cable Loss + Reading -Amp Factor
 2. The emission levels that are 20dB below the official limit are not reported.



Site no. : 3m Chamber Data no. : 129
 Dis. / Ant. : 3m 2013 3115 (4580) Ant. pol. : HORIZONTAL
 Limit : FCC PART 15C PEAK
 Env. / Ins. : 24°C/56% Engineer : Leo-Li
 EUT : Notebook
 Power Rating : DC 19V From Adapter Input AC 120V/60Hz
 Test Mode : IEEE802.11ac VHT80 CH42 5210MHz Tx
 M/N : RZ09-0116

No.	Freq. (MHz)	Ant. Factor (dB/m)	Cable Loss (dB)	AMP factor (dB)	Reading (dBuV)	Emission Level (dBuV/m)	Limits (dBuV/m)	Margin (dB)	Remark
1	5150.000	33.44	8.92	35.70	43.62	50.28	74.00	23.72	Peak
2	5202.150	33.52	8.98	35.70	73.68	80.48	74.00	-6.48	Peak

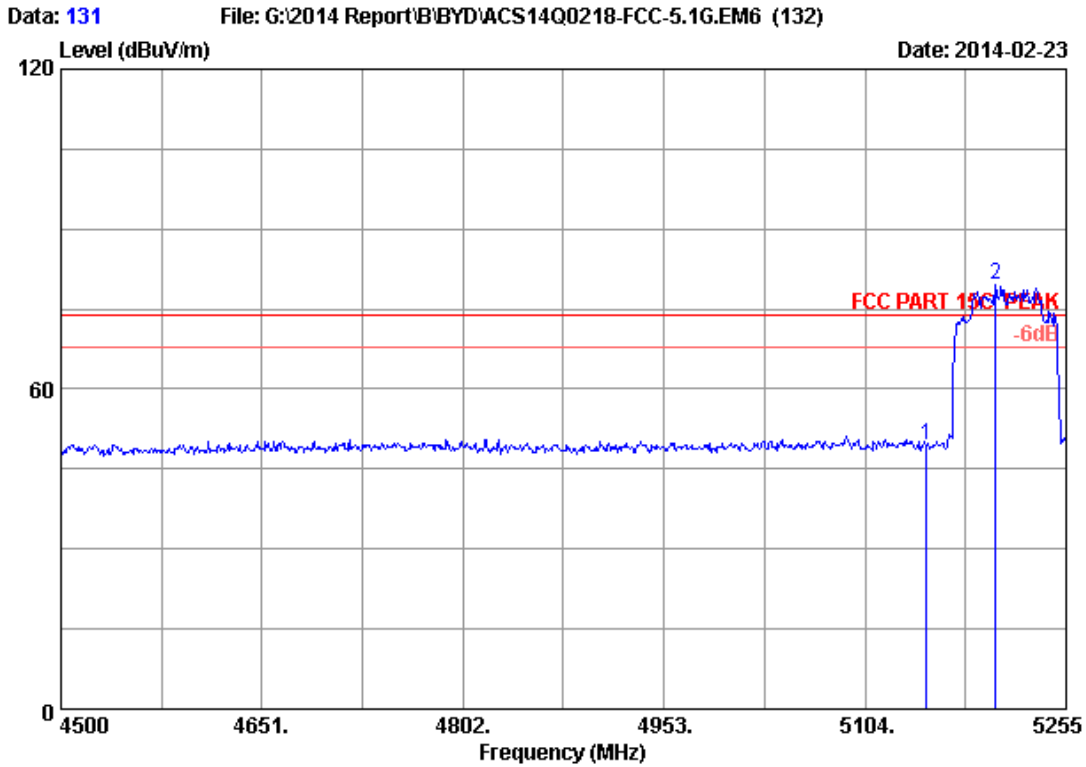
Remarks: 1. Emission Level= Antenna Factor + Cable Loss + Reading - Amp Factor
 2. The emission levels that are 20dB below the official limit are not reported.



Site no. : 3m Chamber Data no. : 130
 Dis. / Ant. : 3m 2013 3115 (4580) Ant. pol. : HORIZONTAL
 Limit : FCC PART 15C AV
 Env. / Ins. : 24°C/56% Engineer : Leo-Li
 EUT : Notebook
 Power Rating : DC 19V From Adapter Input AC 120V/60Hz
 Test Mode : IEEE802.11ac VHT80 CH42 5210MHz Tx
 M/N : RZ09-0116

No.	Freq. (MHz)	Ant. Factor (dB/m)	Cable Loss (dB)	AMP factor (dB)	Reading (dBuV)	Emission Level (dBuV/m)	Limits (dBuV/m)	Margin (dB)	Remark
1	5150.000	33.44	8.92	35.70	30.95	37.61	54.00	16.39	Average
2	5204.415	33.53	8.98	35.70	54.86	61.67	54.00	-7.67	Average

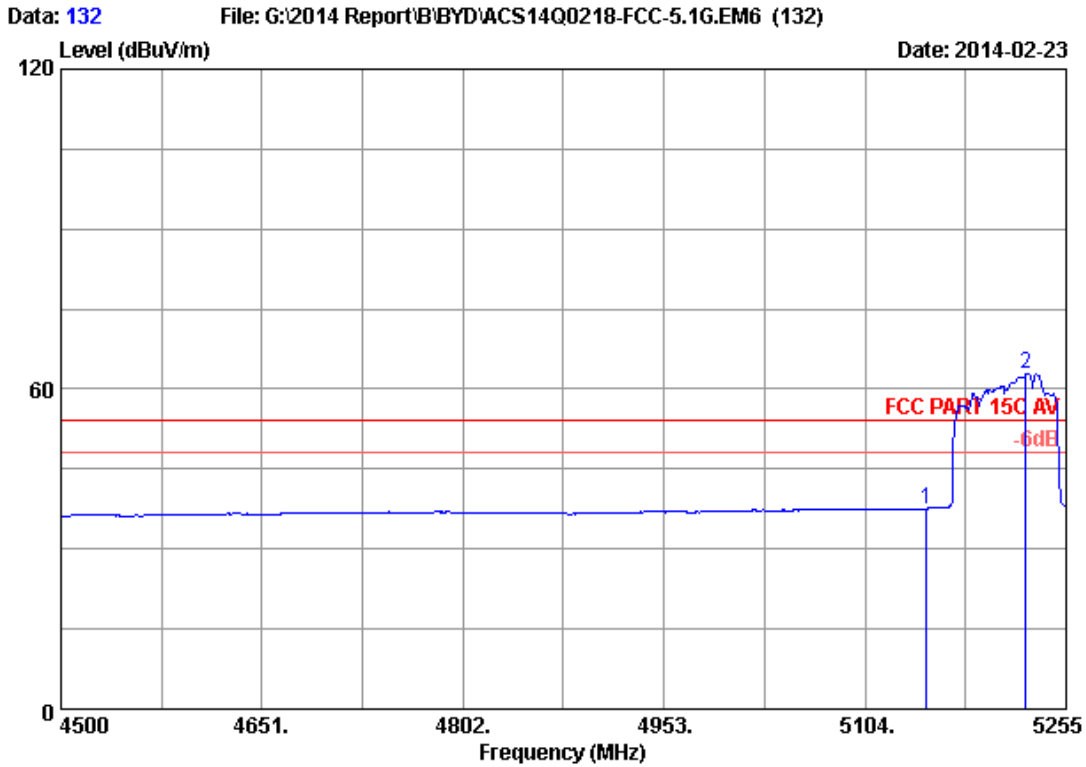
Remarks: 1. Emission Level= Antenna Factor + Cable Loss + Reading - Amp Factor
 2. The emission levels that are 20dB below the official limit are not reported.



Site no. : 3m Chamber Data no. : 131
 Dis. / Ant. : 3m 2013 3115 (4580) Ant. pol. : VERTICAL
 Limit : FCC PART 15C PEAK
 Env. / Ins. : 24°C/56% Engineer : Leo-Li
 EUT : Notebook
 Power Rating : DC 19V From Adapter Input AC 120V/60Hz
 Test Mode : IEEE802.11ac VHT80 CH42 5210MHz Tx
 M/N : RZ09-0116

No.	Freq. (MHz)	Ant. Factor (dB/m)	Cable Loss (dB)	AMP factor (dB)	Reading (dBuV)	Emission Level (dBuV/m)	Limits (dBuV/m)	Margin (dB)	Remark
1	5150.000	33.44	8.92	35.70	42.68	49.34	74.00	24.66	Peak
2	5202.150	33.52	8.98	35.70	72.59	79.39	74.00	-5.39	Peak

Remarks: 1. Emission Level= Antenna Factor + Cable Loss + Reading - Amp Factor
 2. The emission levels that are 20dB below the official limit are not reported.

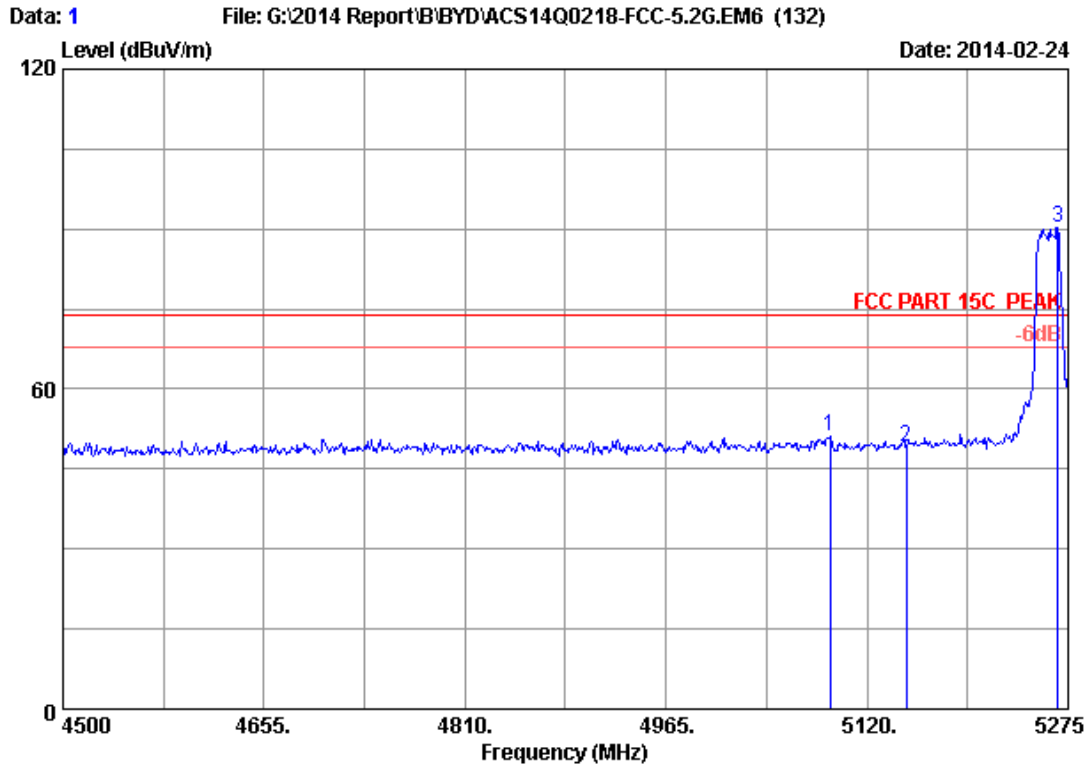


Site no. : 3m Chamber Data no. : 132
 Dis. / Ant. : 3m 2013 3115 (4580) Ant. pol. : VERTICAL
 Limit : FCC PART 15C AV
 Env. / Ins. : 24°C/56% Engineer : Leo-Li
 EUT : Notebook
 Power Rating : DC 19V From Adapter Input AC 120V/60Hz
 Test Mode : IEEE802.11ac VHT80 CH42 5210MHz Tx
 M/N : RZ09-0116

No.	Freq. (MHz)	Ant. Factor (dB/m)	Cable Loss (dB)	AMP factor (dB)	Reading (dBuV)	Emission Level (dBuV/m)	Limits (dBuV/m)	Margin (dB)	Remark
1	5150.000	33.44	8.92	35.70	30.92	37.58	54.00	16.42	Average
2	5224.800	33.56	9.00	35.70	55.97	62.83	54.00	-8.83	Average

Remarks: 1. Emission Level= Antenna Factor + Cable Loss + Reading - Amp Factor
 2. The emission levels that are 20dB below the official limit are not reported.

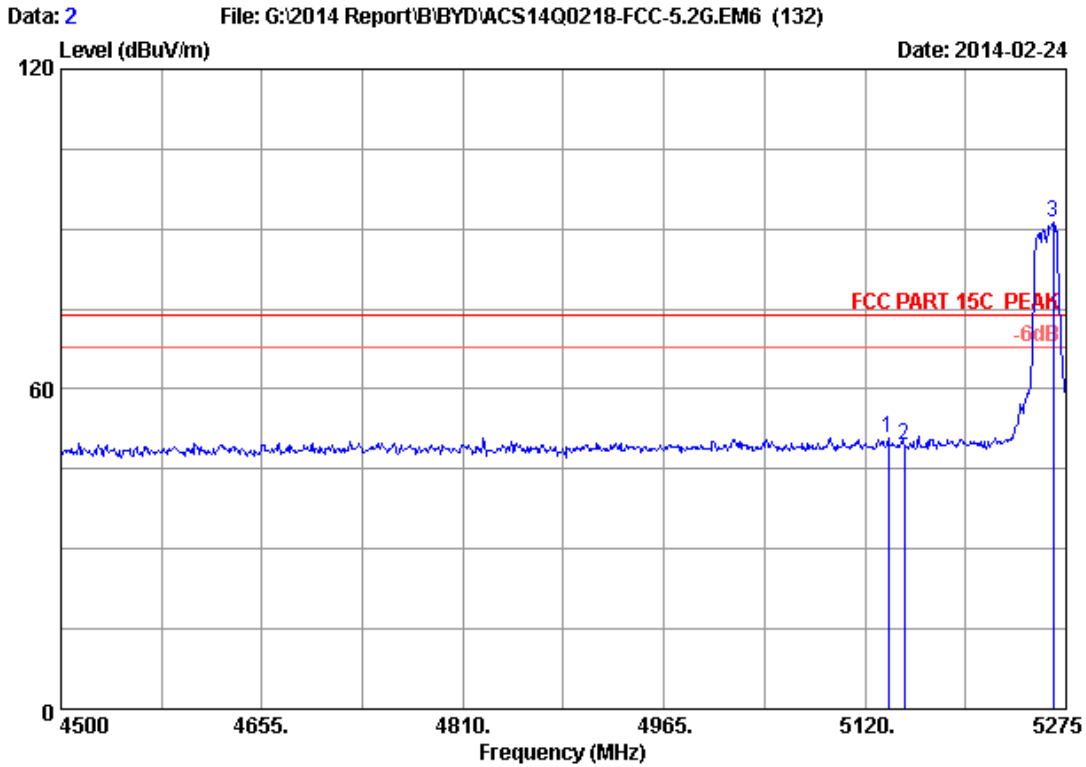
5250-5350MHz



Site no. : 3m Chamber Data no. : 1
 Dis. / Ant. : 3m 2013 3115 (4580) Ant. pol. : HORIZONTAL
 Limit : FCC PART 15C PEAK
 Env. / Ins. : 24°C/56% Engineer : Leo-Li
 EUT : Notebook
 Power Rating : DC 19V From Adapter Input AC 120V/60Hz
 Test Mode : IEEE802.11a CH52 5260MHz Tx
 M/N : RZ09-0116

No.	Freq. (MHz)	Ant. Factor (dB/m)	Cable Loss (dB)	AMP factor (dB)	Reading (dBuV)	Emission Level (dBuV/m)	Limits (dBuV/m)	Margin (dB)	Remark
1	5091.325	33.35	8.86	35.70	44.72	51.23	74.00	22.77	Peak
2	5150.000	33.44	8.92	35.70	42.60	49.26	74.00	24.74	Peak
3	5267.250	33.63	9.04	35.70	83.38	90.35	74.00	-16.35	Peak

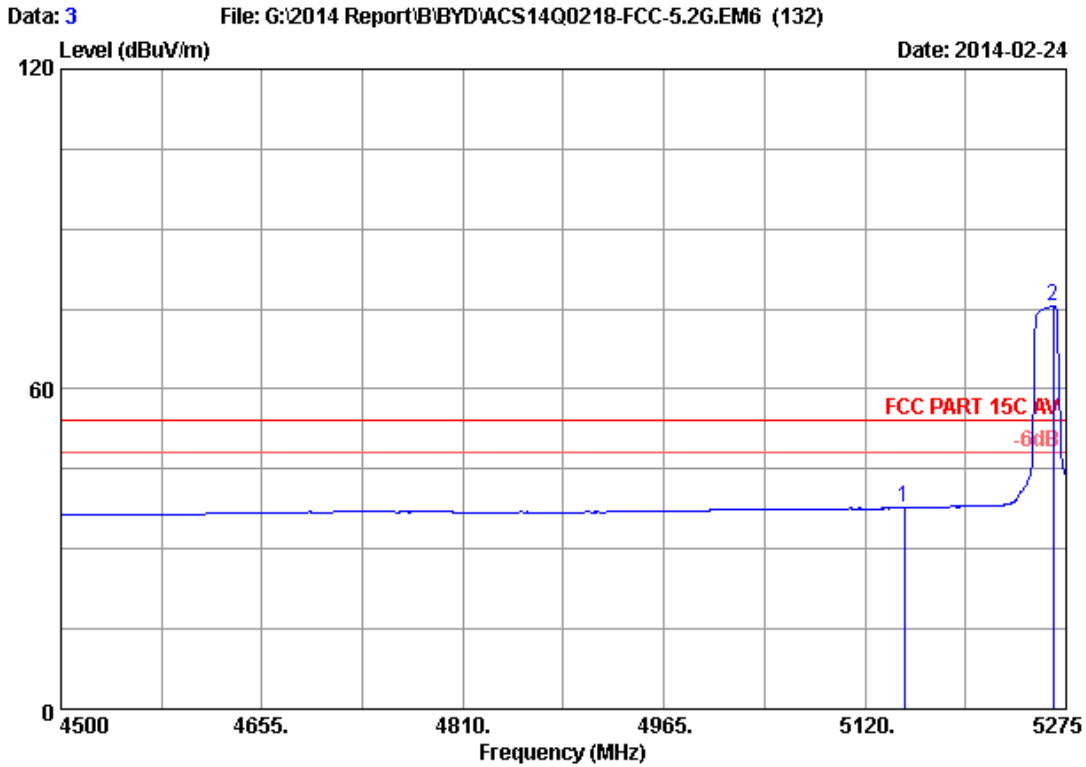
Remarks: 1. Emission Level= Antenna Factor + Cable Loss + Reading - Amp Factor
 2. The emission levels that are 20dB below the official limit are not reported.



Site no. : 3m Chamber Data no. : 2
 Dis. / Ant. : 3m 2013 3115 (4580) Ant. pol. : VERTICAL
 Limit : FCC PART 15C PEAK
 Env. / Ins. : 24*C/56% Engineer : Leo-Li
 EUT : Notebook
 Power Rating : DC 19V From Adapter Input AC 120V/60Hz
 Test Mode : IEEE802.11a CH52 5260MHz Tx
 M/N : RZ09-0116

No.	Freq. (MHz)	Ant. Factor (dB/m)	Cable Loss (dB)	AMP factor (dB)	Reading (dBuV)	Emission			Remark
						Level (dBuV/m)	Limits (dBuV/m)	Margin (dB)	
1	5137.825	33.42	8.91	35.70	44.18	50.81	74.00	23.19	Peak
2	5150.000	33.44	8.92	35.70	42.83	49.49	74.00	24.51	Peak
3	5264.925	33.62	9.04	35.70	84.20	91.16	74.00	-17.16	Peak

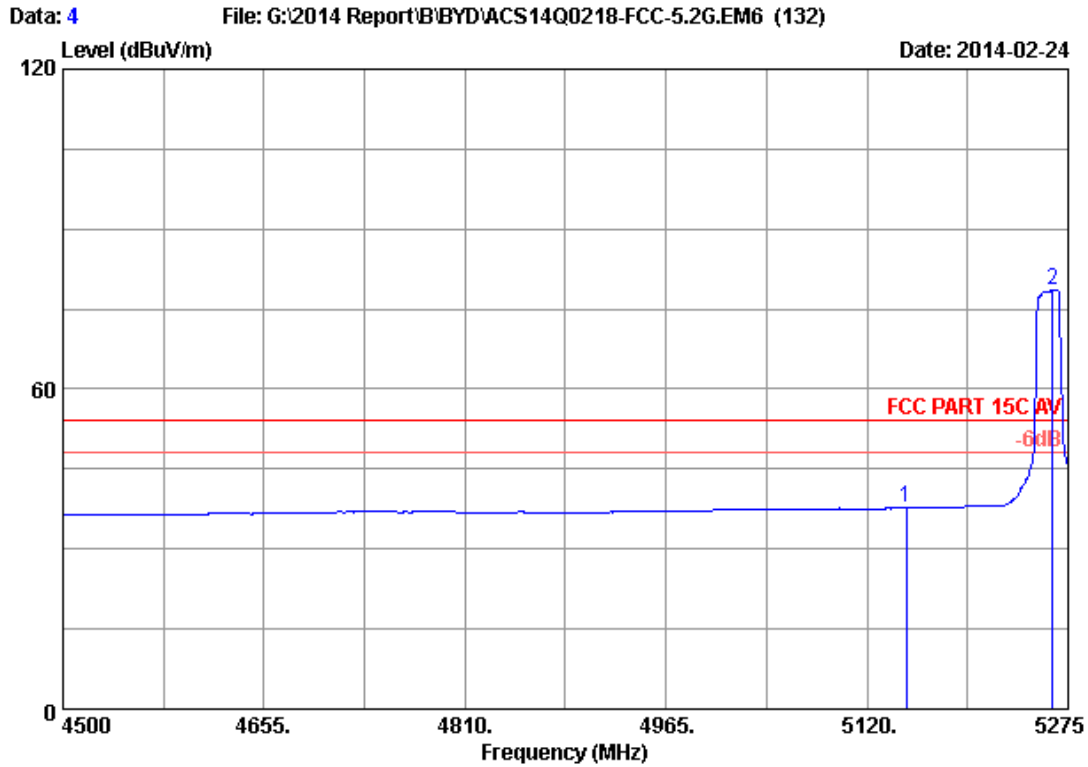
Remarks: 1. Emission Level= Antenna Factor + Cable Loss + Reading
 -Amp Factor
 2. The emission levels that are 20dB below the official
 limit are not reported.



Site no. : 3m Chamber Data no. : 3
 Dis. / Ant. : 3m 2013 3115 (4580) Ant. pol. : VERTICAL
 Limit : FCC PART 15C AV
 Env. / Ins. : 24°C/56% Engineer : Leo-Li
 EUT : Notebook
 Power Rating : DC 19V From Adapter Input AC 120V/60Hz
 Test Mode : IEEE802.11a CH52 5260MHz Tx
 M/N : RZ09-0116

No.	Freq. (MHz)	Ant. Factor (dB/m)	Cable Loss (dB)	AMP factor (dB)	Reading (dBuV)	Emission Level (dBuV/m)	Limits (dBuV/m)	Margin (dB)	Remark
1	5150.000	33.44	8.92	35.70	31.04	37.70	54.00	16.30	Average
2	5264.925	33.62	9.04	35.70	68.55	75.51	54.00	-21.51	Average

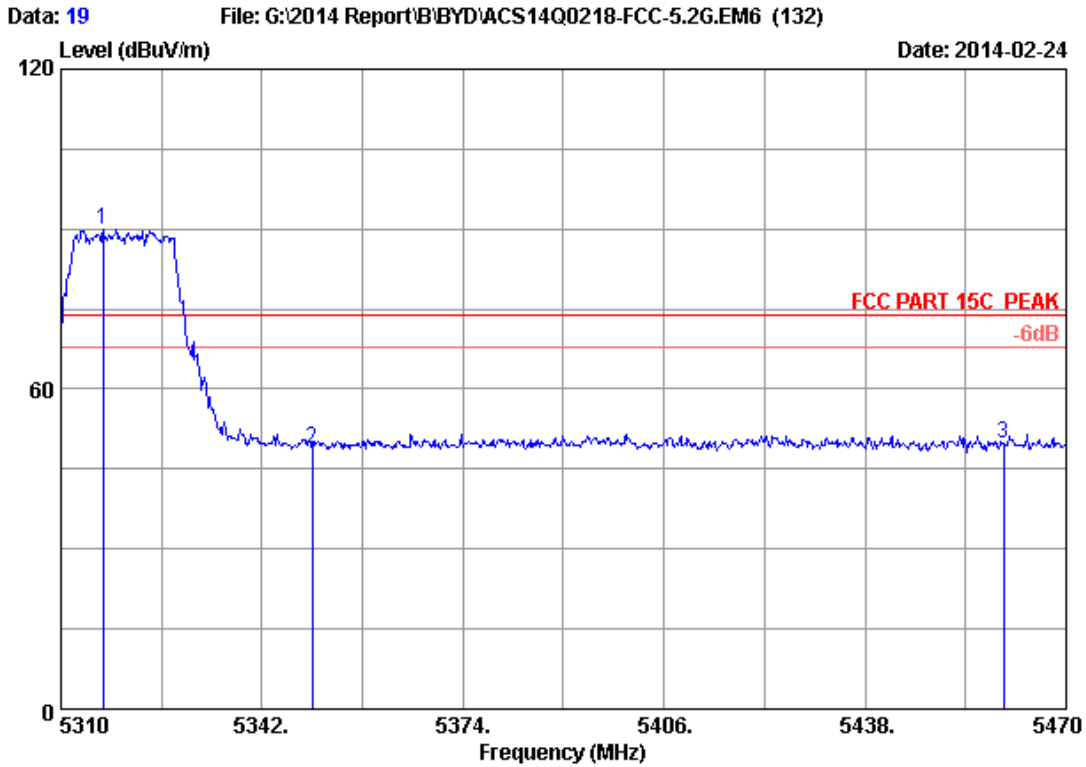
Remarks: 1. Emission Level= Antenna Factor + Cable Loss + Reading
 -Amp Factor
 2. The emission levels that are 20dB below the official
 limit are not reported.



Site no. : 3m Chamber Data no. : 4
 Dis. / Ant. : 3m 2013 3115 (4580) Ant. pol. : HORIZONTAL
 Limit : FCC PART 15C AV
 Env. / Ins. : 24°C/56% Engineer : Leo-Li
 EUT : Notebook
 Power Rating : DC 19V From Adapter Input AC 120V/60Hz
 Test Mode : IEEE802.11a CH52 5260MHz Tx
 M/N : R209-0116

No.	Freq. (MHz)	Ant. Factor (dB/m)	Cable Loss (dB)	AMP factor (dB)	Reading (dBuV)	Emission Level (dBuV/m)	Limits (dBuV/m)	Margin (dB)	Remark
1	5150.000	33.44	8.92	35.70	31.04	37.70	54.00	16.30	Average
2	5263.375	33.62	9.04	35.70	71.74	78.70	54.00	-24.70	Average

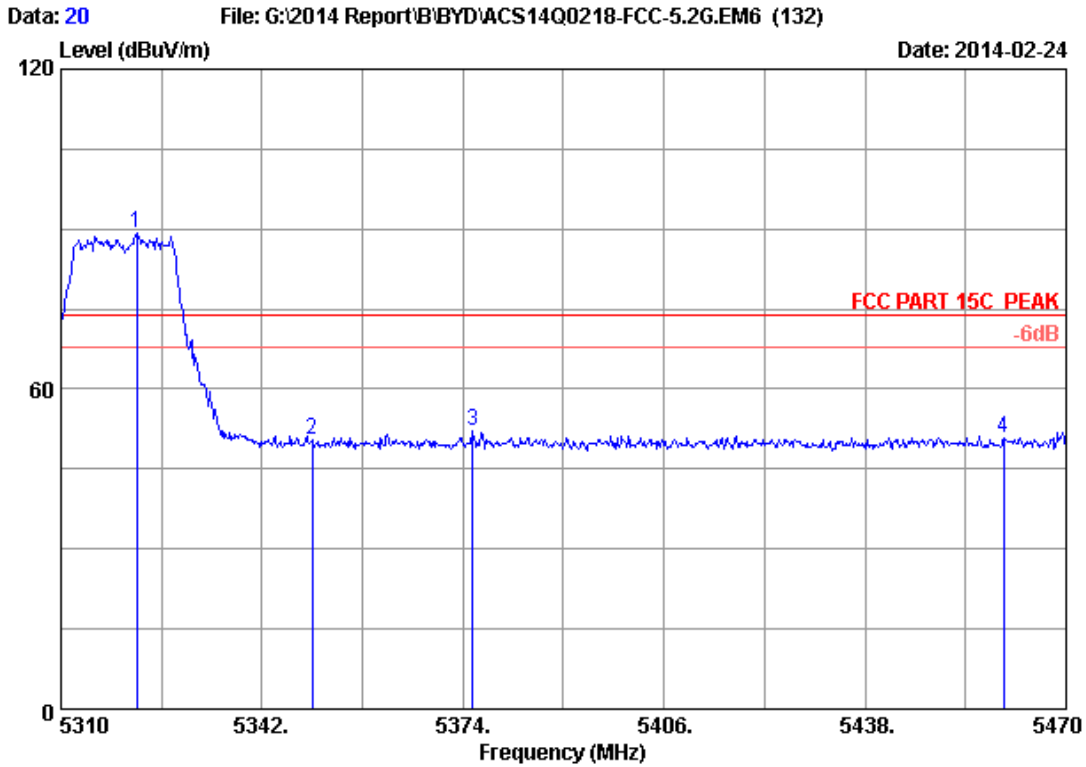
Remarks: 1. Emission Level= Antenna Factor + Cable Loss + Reading - Amp Factor
 2. The emission levels that are 20dB below the official limit are not reported.



Site no. : 3m Chamber Data no. : 19
 Dis. / Ant. : 3m 2013 3115 (4580) Ant. pol. : HORIZONTAL
 Limit : FCC PART 15C PEAK
 Env. / Ins. : 24°C/56% Engineer : Leo-Li
 EUT : Notebook
 Power Rating : DC 19V From Adapter Input AC 120V/60Hz
 Test Mode : IEEE802.11a CH64 5320MHz Tx
 M/N : RZ09-0116

No.	Freq. (MHz)	Ant. Factor (dB/m)	Cable Loss (dB)	AMP factor (dB)	Reading (dBuV)	Emission Level (dBuV/m)	Limits (dBuV/m)	Margin (dB)	Remark
1	5316.720	33.71	9.10	35.70	82.71	89.82	74.00	-15.82	Peak
2	5350.000	33.76	9.13	35.70	41.53	48.72	74.00	25.28	Peak
3	5460.000	33.94	9.25	35.70	42.47	49.96	74.00	24.04	Peak

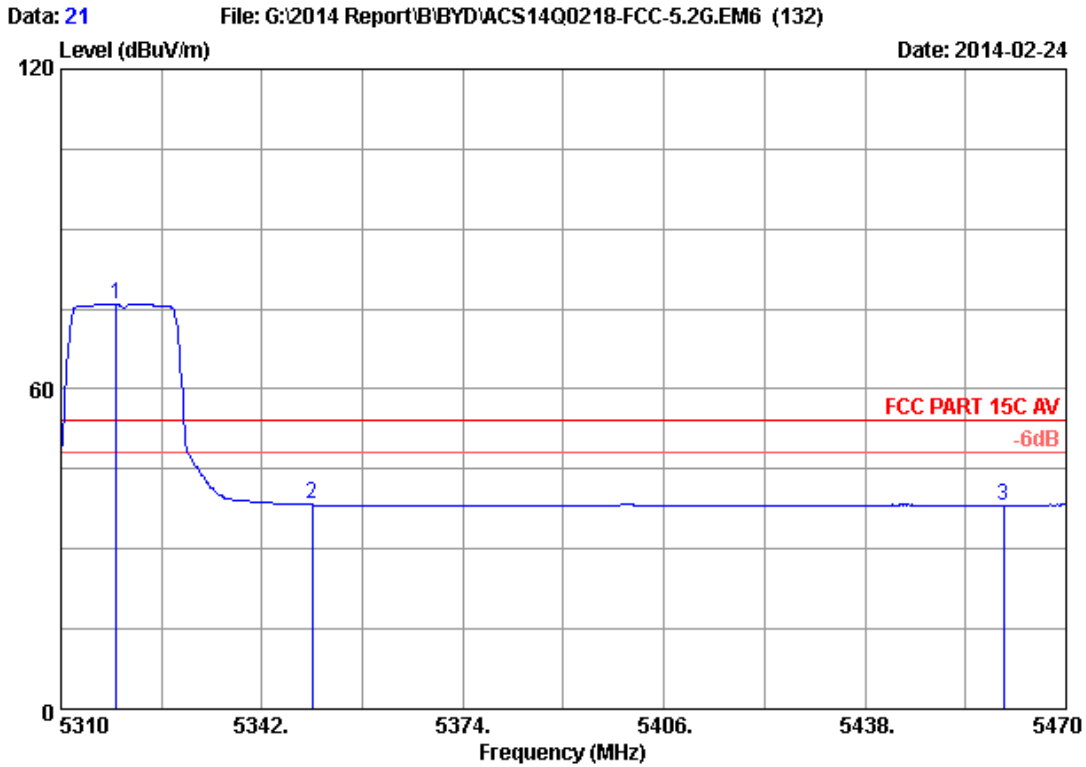
Remarks: 1. Emission Level= Antenna Factor + Cable Loss + Reading - Amp Factor
 2. The emission levels that are 20dB below the official limit are not reported.



Site no. : 3m Chamber Data no. : 20
 Dis. / Ant. : 3m 2013 3115 (4580) Ant. pol. : VERTICAL
 Limit : FCC PART 15C PEAK
 Env. / Ins. : 24°C/56% Engineer : Leo-Li
 EUT : Notebook
 Power Rating : DC 19V From Adapter Input AC 120V/60Hz
 Test Mode : IEEE802.11a CH64 5320MHz Tx
 M/N : RZ09-0116

No.	Freq. (MHz)	Ant. Factor (dB/m)	Cable Loss (dB)	AMP factor (dB)	Reading (dBuV)	Emission Level (dBuV/m)	Limits (dBuV/m)	Margin (dB)	Remark
1	5322.000	33.72	9.10	35.70	82.08	89.20	74.00	-15.20	Peak
2	5350.000	33.76	9.13	35.70	43.23	50.42	74.00	23.58	Peak
3	5375.600	33.80	9.16	35.70	44.82	52.08	74.00	21.92	Peak
4	5460.000	33.94	9.25	35.70	43.37	50.86	74.00	23.14	Peak

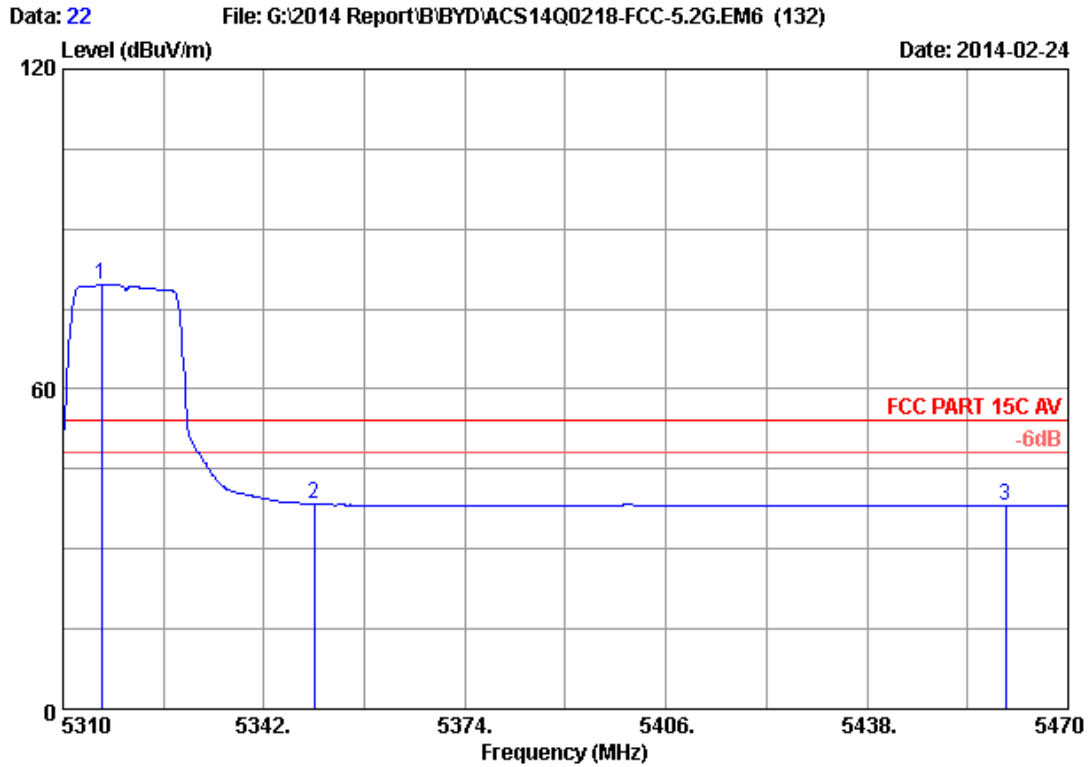
Remarks: 1. Emission Level= Antenna Factor + Cable Loss + Reading - Amp Factor
 2. The emission levels that are 20dB below the official limit are not reported.



Site no. : 3m Chamber Data no. : 21
 Dis. / Ant. : 3m 2013 3115 (4580) Ant. pol. : VERTICAL
 Limit : FCC PART 15C AV
 Env. / Ins. : 24°C/56% Engineer : Leo-Li
 EUT : Notebook
 Power Rating : DC 19V From Adapter Input AC 120V/60Hz
 Test Mode : IEEE802.11a CH64 5320MHz Tx
 M/N : R209-0116

No.	Freq. (MHz)	Ant. Factor (dB/m)	Cable Loss (dB)	AMP factor (dB)	Reading (dBuV)	Emission Level (dBuV/m)	Limits (dBuV/m)	Margin (dB)	Remark
1	5318.800	33.71	9.10	35.70	68.87	75.98	54.00	-21.98	Average
2	5350.000	33.76	9.13	35.70	31.12	38.31	54.00	15.69	Average
3	5460.000	33.94	9.25	35.70	30.73	38.22	54.00	15.78	Average

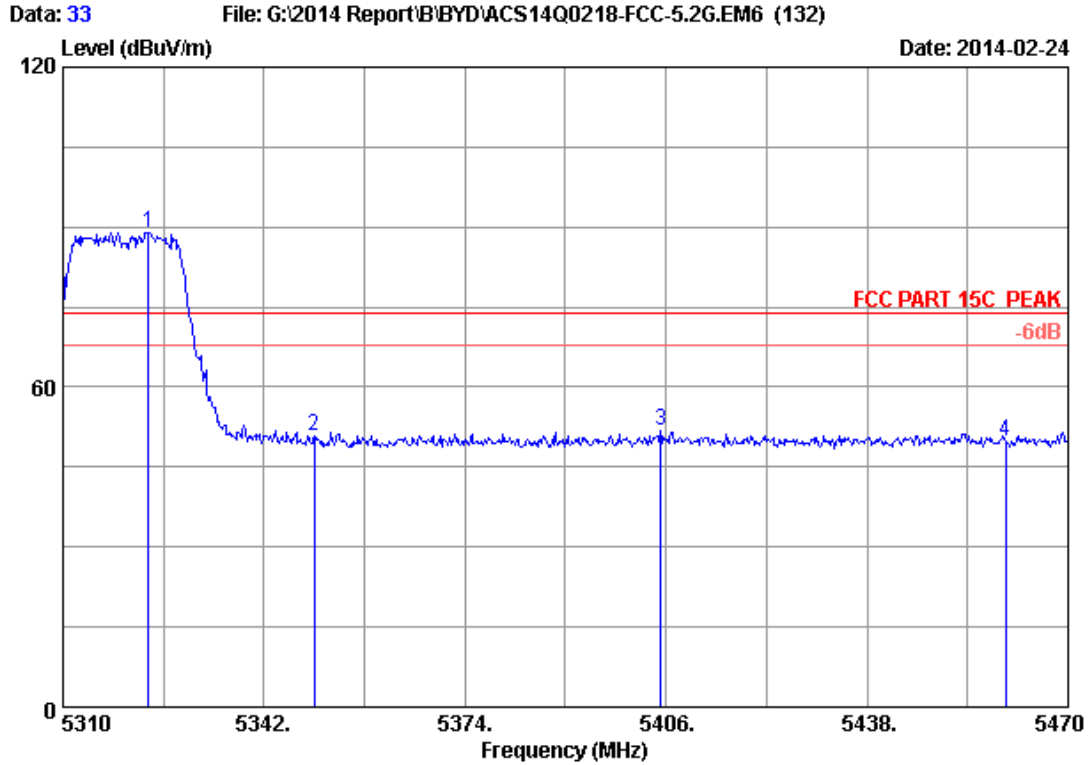
Remarks: 1. Emission Level= Antenna Factor + Cable Loss + Reading
 -Amp Factor
 2. The emission levels that are 20dB below the official
 limit are not reported.



Site no. : 3m Chamber Data no. : 22
 Dis. / Ant. : 3m 2013 3115 (4580) Ant. pol. : HORIZONTAL
 Limit : FCC PART 15C AV
 Env. / Ins. : 24°C/56% Engineer : Leo-Li
 EUT : Notebook
 Power Rating : DC 19V From Adapter Input AC 120V/60Hz
 Test Mode : IEEE802.11a CH64 5320MHz Tx
 M/N : RZ09-0116

No.	Freq. (MHz)	Ant. Factor (dB/m)	Cable Loss (dB)	AMP factor (dB)	Reading (dBuV)	Emission Level (dBuV/m)	Limits (dBuV/m)	Margin (dB)	Remark
1	5316.080	33.71	9.10	35.70	72.60	79.71	54.00	-25.71	Average
2	5350.000	33.76	9.13	35.70	31.20	38.39	54.00	15.61	Average
3	5460.000	33.94	9.25	35.70	30.71	38.20	54.00	15.80	Average

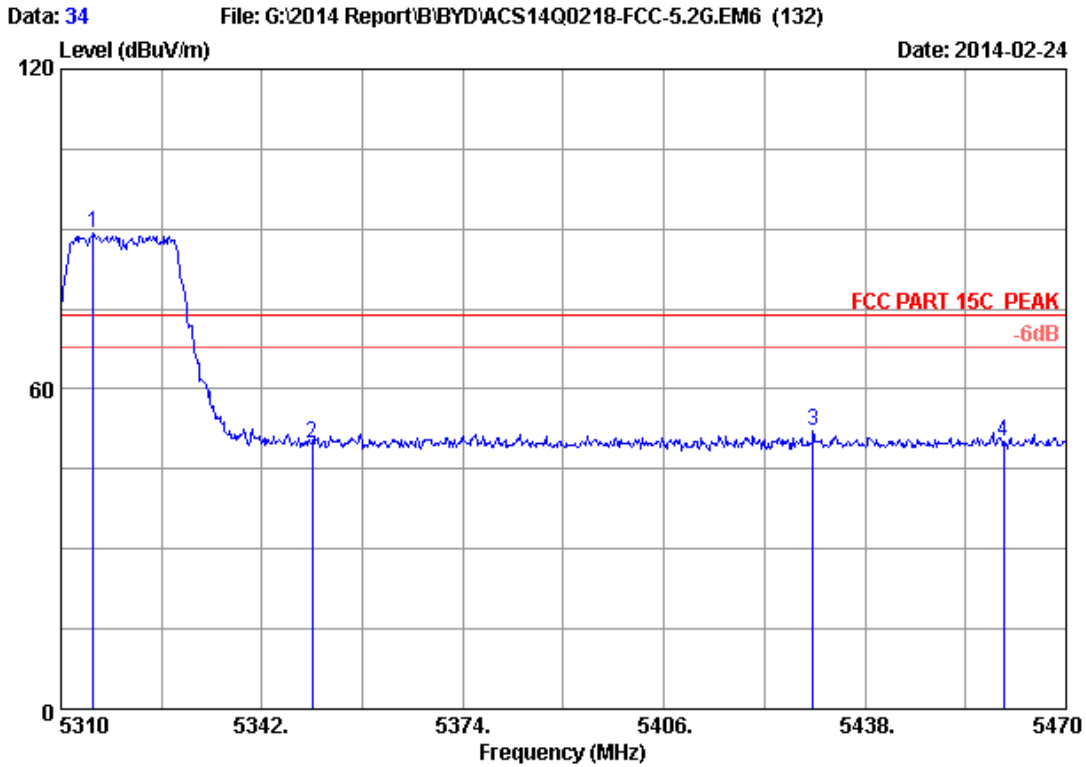
Remarks: 1. Emission Level= Antenna Factor + Cable Loss + Reading - Amp Factor
 2. The emission levels that are 20dB below the official limit are not reported.



Site no. : 3m Chamber Data no. : 33
 Dis. / Ant. : 3m 2013 3115 (4580) Ant. pol. : VERTICAL
 Limit : FCC PART 15C PEAK
 Env. / Ins. : 24°C/56% Engineer : Leo-Li
 EUT : Notebook
 Power Rating : DC 19V From Adapter Input AC 120V/60Hz
 Test Mode : IEEE802.11n HT20 CH64 5320MHz Tx
 M/N : RZ09-0116

No.	Freq. (MHz)	Ant. Factor (dB/m)	Cable Loss (dB)	AMP factor (dB)	Reading (dBuV)	Emission			Remark
						Level (dBuV/m)	Limits (dBuV/m)	Margin (dB)	
1	5323.600	33.72	9.10	35.70	81.86	88.98	74.00	-14.98	Peak
2	5350.000	33.76	9.13	35.70	43.64	50.83	74.00	23.17	Peak
3	5405.200	33.85	9.19	35.70	44.32	51.66	74.00	22.34	Peak
4	5460.000	33.94	9.25	35.70	42.16	49.65	74.00	24.35	Peak

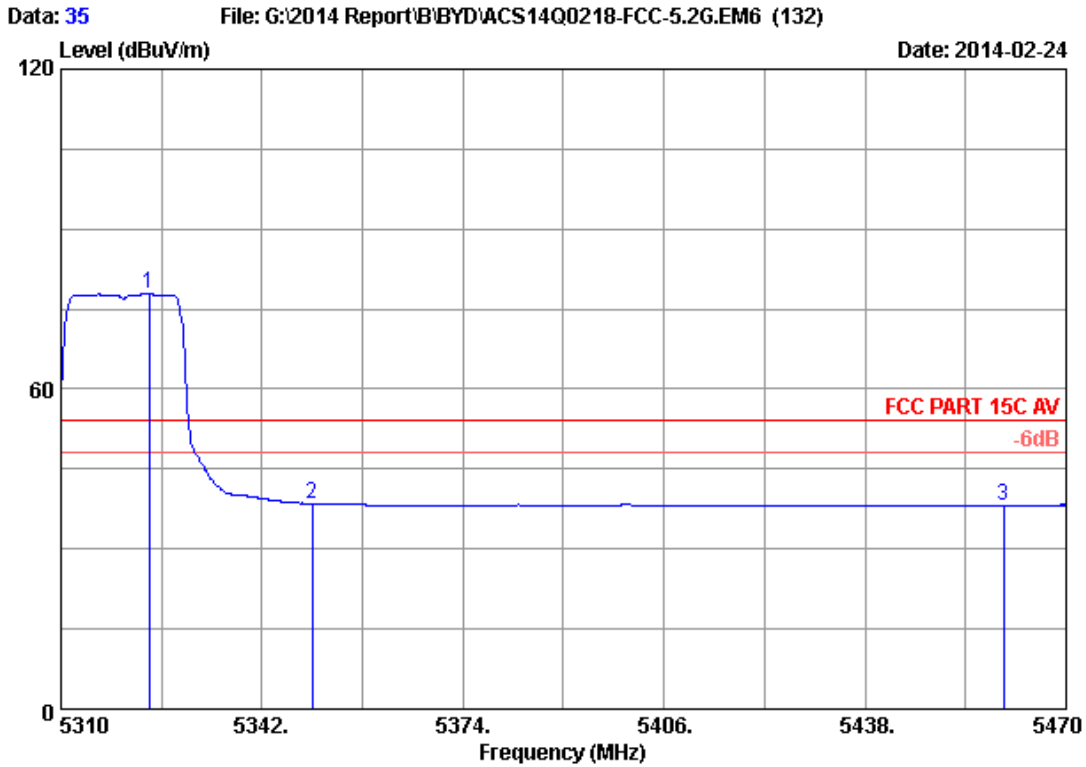
Remarks: 1. Emission Level= Antenna Factor + Cable Loss + Reading
 -Amp Factor
 2. The emission levels that are 20dB below the official
 limit are not reported.



Site no. : 3m Chamber Data no. : 34
 Dis. / Ant. : 3m 2013 3115 (4580) Ant. pol. : HORIZONTAL
 Limit : FCC PART 15C PEAK
 Env. / Ins. : 24°C/56% Engineer : Leo-Li
 EUT : Notebook
 Power Rating : DC 19V From Adapter Input AC 120V/60Hz
 Test Mode : IEEE802.11n HT20 CH64 5320MHz Tx
 M/N : RZ09-0116

No.	Freq. (MHz)	Ant. Factor (dB/m)	Cable Loss (dB)	AMP factor (dB)	Reading (dBuV)	Emission			Remark
						Level (dBuV/m)	Limits (dBuV/m)	Margin (dB)	
1	5315.120	33.70	9.10	35.70	82.13	89.23	74.00	-15.23	Peak
2	5350.000	33.76	9.13	35.70	42.58	49.77	74.00	24.23	Peak
3	5429.680	33.89	9.22	35.70	44.66	52.07	74.00	21.93	Peak
4	5460.000	33.94	9.25	35.70	42.59	50.08	74.00	23.92	Peak

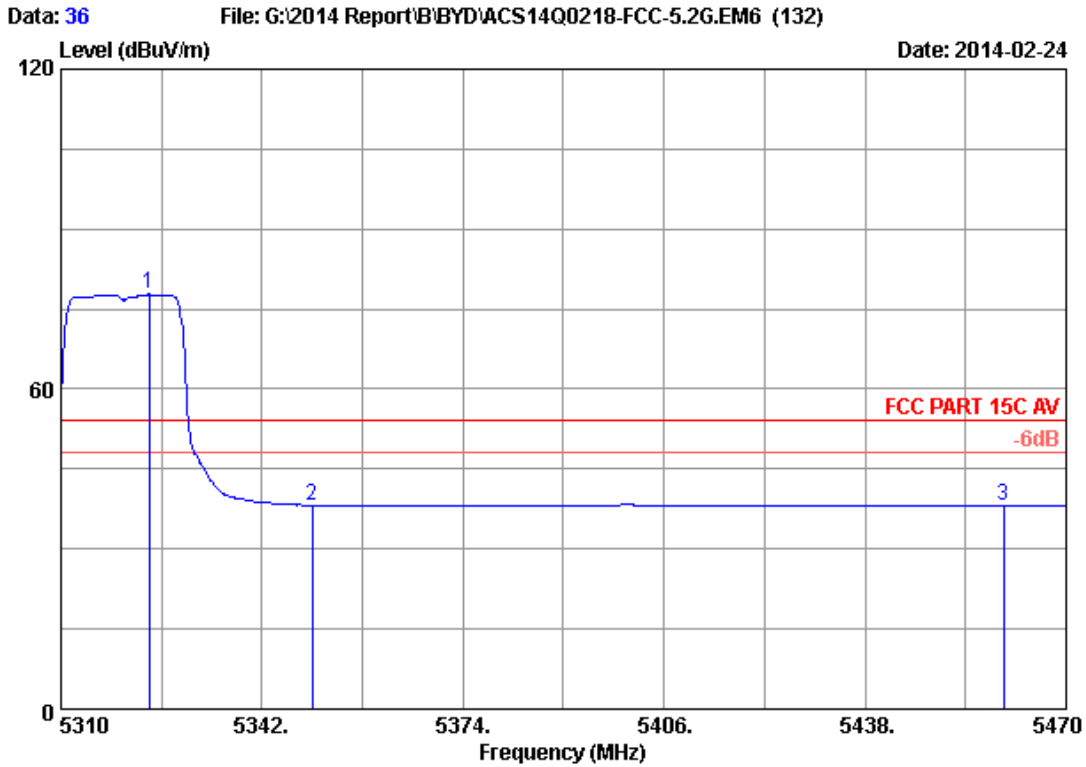
Remarks: 1. Emission Level= Antenna Factor + Cable Loss + Reading
 -Amp Factor
 2. The emission levels that are 20dB below the official
 limit are not reported.



Site no. : 3m Chamber Data no. : 35
 Dis. / Ant. : 3m 2013 3115 (4580) Ant. pol. : HORIZONTAL
 Limit : FCC PART 15C AV
 Env. / Ins. : 24°C/56% Engineer : Leo-Li
 EUT : Notebook
 Power Rating : DC 19V From Adapter Input AC 120V/60Hz
 Test Mode : IEEE802.11n HT20 CH64 5320MHz Tx
 M/N : RZ09-0116

No.	Freq. (MHz)	Ant. Factor (dB/m)	Cable Loss (dB)	AMP factor (dB)	Reading (dBuV)	Emission Level (dBuV/m)	Limits (dBuV/m)	Margin (dB)	Remark
1	5324.080	33.72	9.10	35.70	70.70	77.82	54.00	-23.82	Average
2	5350.000	33.76	9.13	35.70	31.31	38.50	54.00	15.50	Average
3	5460.000	33.94	9.25	35.70	30.71	38.20	54.00	15.80	Average

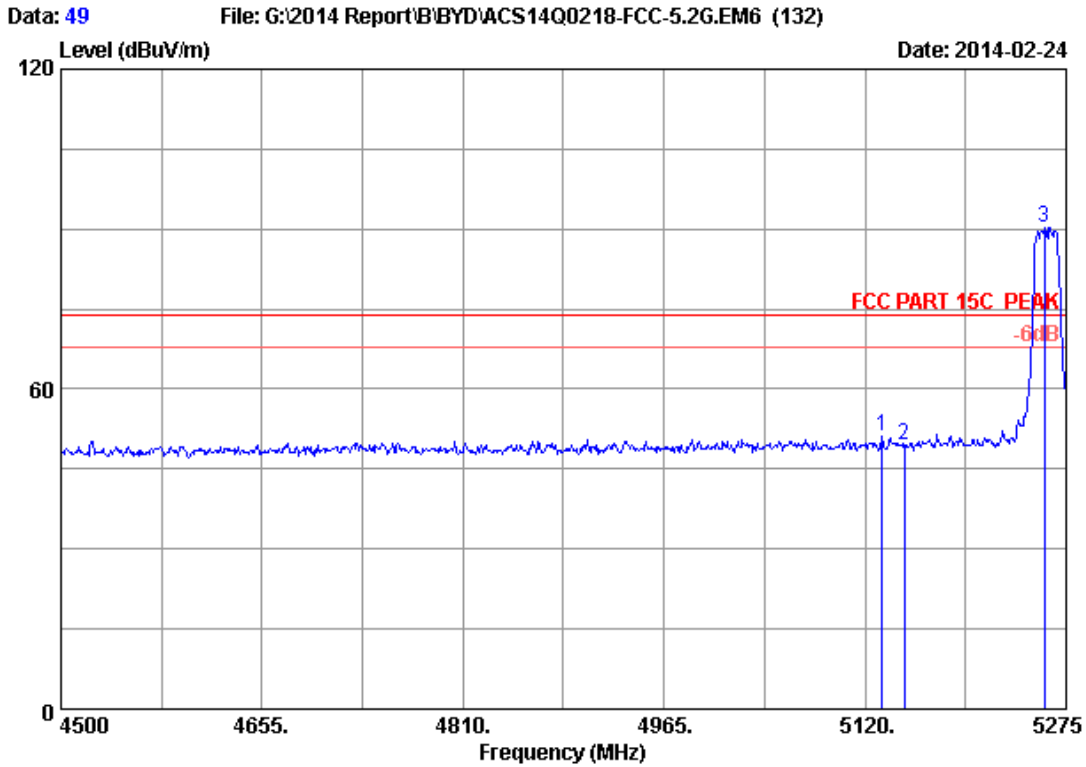
Remarks: 1. Emission Level= Antenna Factor + Cable Loss + Reading -Amp Factor
 2. The emission levels that are 20dB below the official limit are not reported.



Site no. : 3m Chamber Data no. : 36
 Dis. / Ant. : 3m 2013 3115 (4580) Ant. pol. : VERTICAL
 Limit : FCC PART 15C AV
 Env. / Ins. : 24°C/56% Engineer : Leo-Li
 EUT : Notebook
 Power Rating : DC 19V From Adapter Input AC 120V/60Hz
 Test Mode : IEEE802.11n HT20 CH64 5320MHz Tx
 M/N : RZ09-0116

No.	Freq. (MHz)	Ant. Factor (dB/m)	Cable Loss (dB)	AMP factor (dB)	Reading (dBuV)	Emission Level (dBuV/m)	Limits (dBuV/m)	Margin (dB)	Remark
1	5324.080	33.72	9.10	35.70	70.64	77.76	54.00	-23.76	Average
2	5350.000	33.76	9.13	35.70	31.03	38.22	54.00	15.78	Average
3	5460.000	33.94	9.25	35.70	30.71	38.20	54.00	15.80	Average

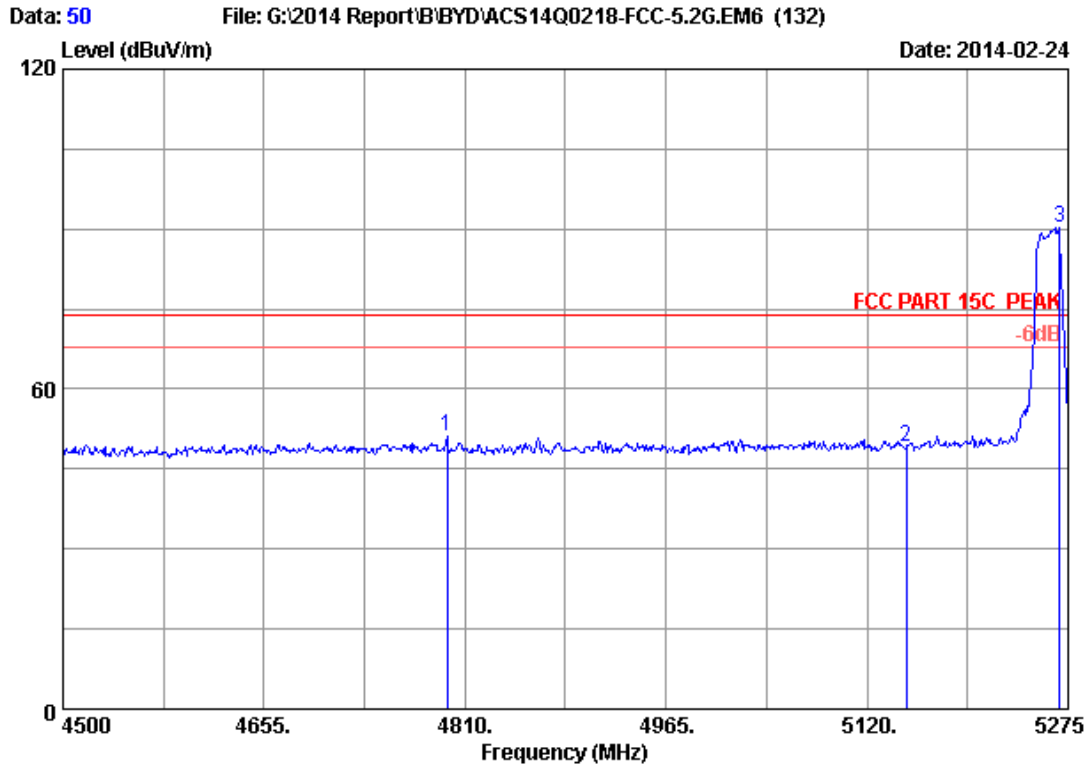
Remarks: 1. Emission Level= Antenna Factor + Cable Loss + Reading - Amp Factor
 2. The emission levels that are 20dB below the official limit are not reported.



Site no. : 3m Chamber Data no. : 49
 Dis. / Ant. : 3m 2013 3115 (4580) Ant. pol. : HORIZONTAL
 Limit : FCC PART 15C PEAK
 Env. / Ins. : 24°C/56% Engineer : Leo-Li
 EUT : Notebook
 Power Rating : DC 19V From Adapter Input AC 120V/60Hz
 Test Mode : IEEE802.11n HT20 CH52 5260MHz Tx
 M/N : RZ09-0116

No.	Freq. (MHz)	Ant. Factor (dB/m)	Cable Loss (dB)	AMP factor (dB)	Reading (dBuV)	Emission Level (dBuV/m)	Limits (dBuV/m)	Margin (dB)	Remark
1	5133.175	33.41	8.90	35.70	44.63	51.24	74.00	22.76	Peak
2	5150.000	33.44	8.92	35.70	42.70	49.36	74.00	24.64	Peak
3	5257.950	33.61	9.04	35.70	83.38	90.33	74.00	-16.33	Peak

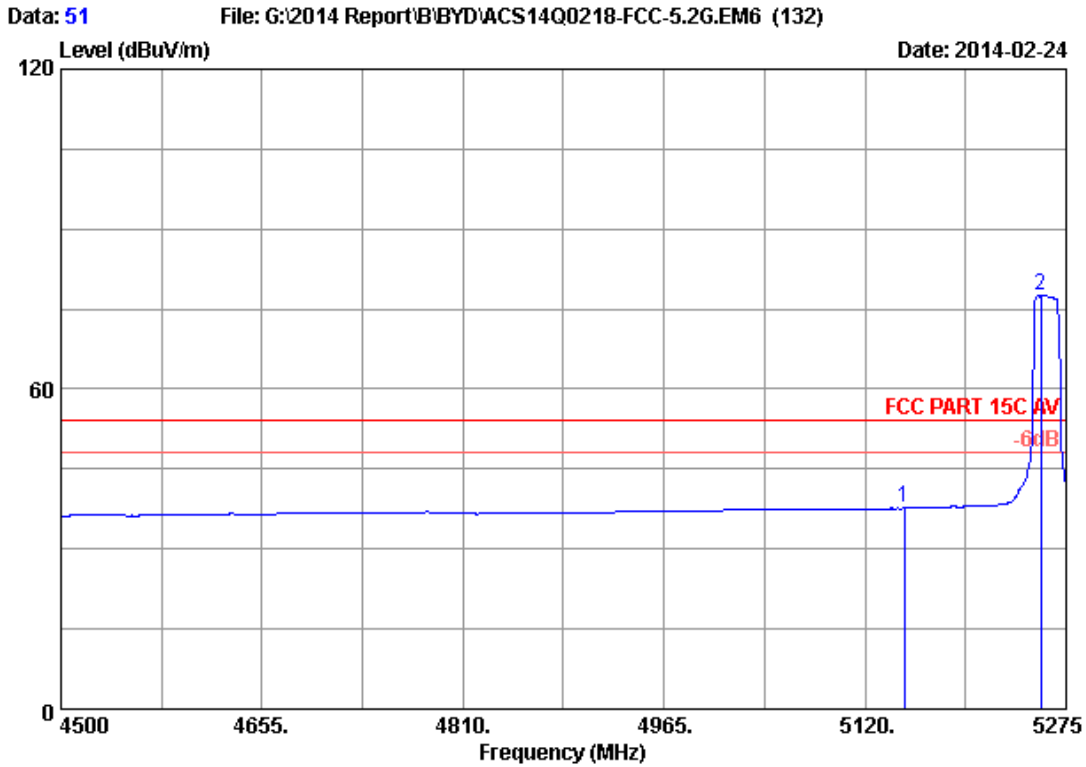
Remarks: 1. Emission Level= Antenna Factor + Cable Loss + Reading - Amp Factor
 2. The emission levels that are 20dB below the official limit are not reported.



Site no. : 3m Chamber Data no. : 50
 Dis. / Ant. : 3m 2013 3115 (4580) Ant. pol. : VERTICAL
 Limit : FCC PART 15C PEAK
 Env. / Ins. : 24°C/56% Engineer : Leo-Li
 EUT : Notebook
 Power Rating : DC 19V From Adapter Input AC 120V/60Hz
 Test Mode : IEEE802.11n HT20 CH52 5260MHz Tx
 M/N : RZ09-0116

No.	Freq. (MHz)	Ant. Factor (dB/m)	Cable Loss (dB)	AMP factor (dB)	Reading (dBuV)	Emission			Remark
						Level (dBuV/m)	Limits (dBuV/m)	Margin (dB)	
1	4796.050	32.83	8.55	35.70	45.33	51.01	74.00	22.99	Peak
2	5150.000	33.44	8.92	35.70	42.49	49.15	74.00	24.85	Peak
3	5268.800	33.63	9.05	35.70	83.29	90.27	74.00	-16.27	Peak

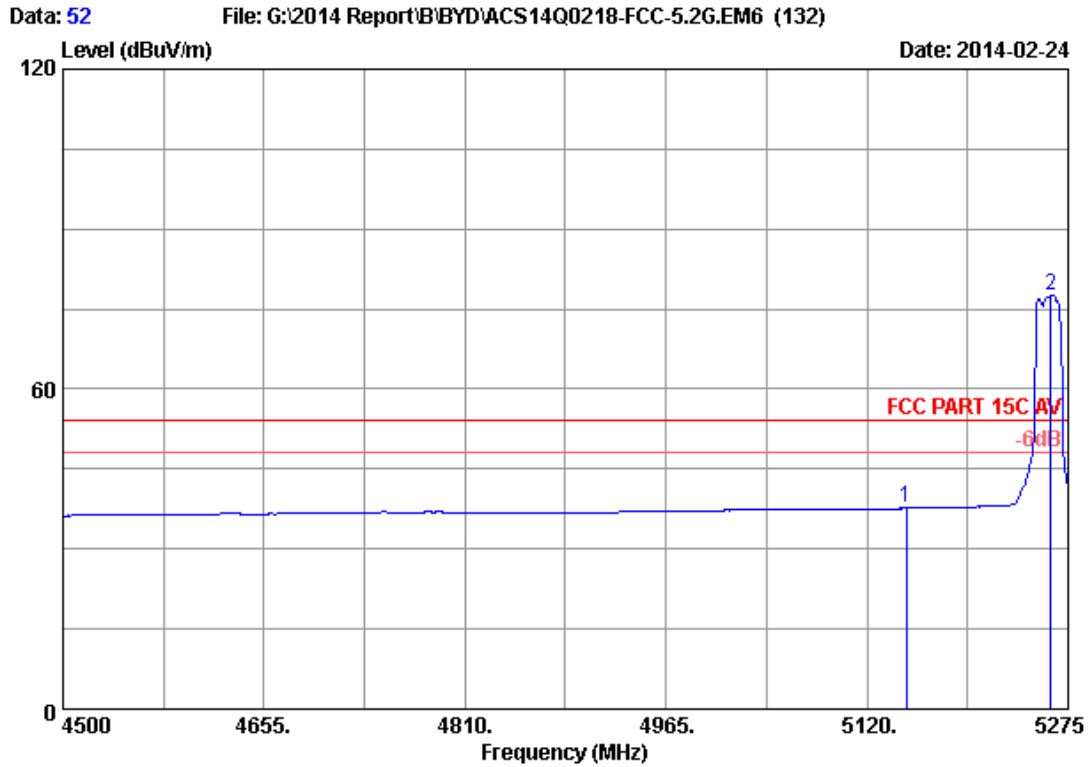
Remarks: 1. Emission Level= Antenna Factor + Cable Loss + Reading
 -Amp Factor
 2. The emission levels that are 20dB below the official
 limit are not reported.



Site no. : 3m Chamber Data no. : 51
 Dis. / Ant. : 3m 2013 3115 (4580) Ant. pol. : VERTICAL
 Limit : FCC PART 15C AV
 Env. / Ins. : 24°C/56% Engineer : Leo-Li
 EUT : Notebook
 Power Rating : DC 19V From Adapter Input AC 120V/60Hz
 Test Mode : IEEE802.11n HT20 CH52 5260MHz Tx
 M/N : RZ09-0116

No.	Freq. (MHz)	Ant. Factor (dB/m)	Cable Loss (dB)	AMP factor (dB)	Reading (dBuV)	Emission Level (dBuV/m)	Limits (dBuV/m)	Margin (dB)	Remark
1	5150.000	33.44	8.92	35.70	30.96	37.62	54.00	16.38	Average
2	5255.625	33.61	9.03	35.70	70.67	77.61	54.00	-23.61	Average

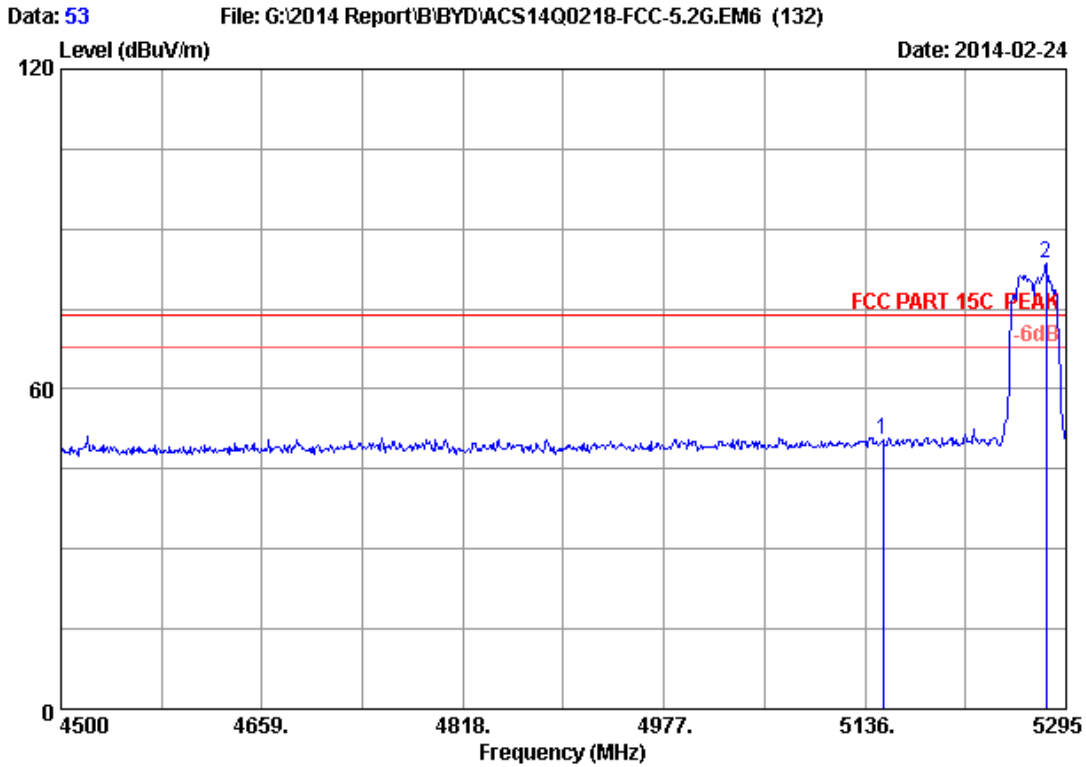
Remarks: 1. Emission Level= Antenna Factor + Cable Loss + Reading - Amp Factor
 2. The emission levels that are 20dB below the official limit are not reported.



Site no. : 3m Chamber Data no. : 52
 Dis. / Ant. : 3m 2013 3115 (4580) Ant. pol. : HORIZONTAL
 Limit : FCC PART 15C AV
 Env. / Ins. : 24°C/56% Engineer : Leo-Li
 EUT : Notebook
 Power Rating : DC 19V From Adapter Input AC 120V/60Hz
 Test Mode : IEEE802.11n HT20 CH52 5260MHz Tx
 M/N : RZ09-0116

No.	Freq. (MHz)	Ant. Factor (dB/m)	Cable Loss (dB)	AMP factor (dB)	Reading (dBuV)	Emission Level (dBuV/m)	Limits (dBuV/m)	Margin (dB)	Remark
1	5150.000	33.44	8.92	35.70	30.99	37.65	54.00	16.35	Average
2	5261.825	33.62	9.04	35.70	70.67	77.63	54.00	-23.63	Average

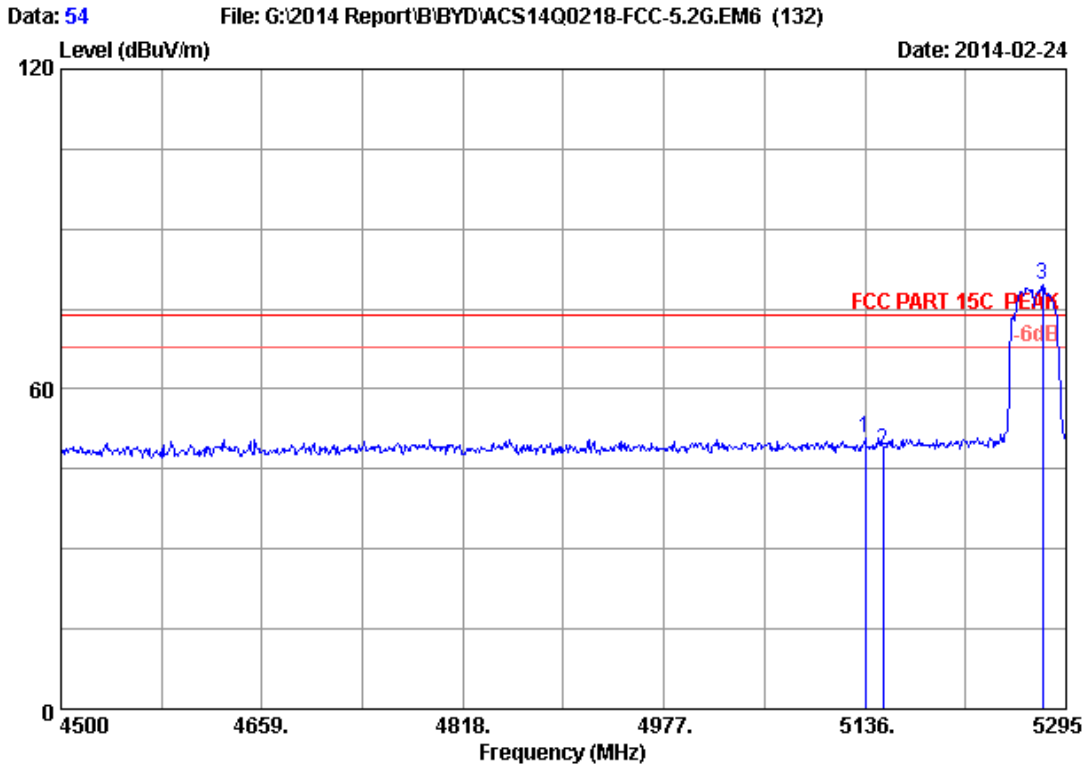
Remarks: 1. Emission Level= Antenna Factor + Cable Loss + Reading - Amp Factor
 2. The emission levels that are 20dB below the official limit are not reported.



Site no. : 3m Chamber Data no. : 53
 Dis. / Ant. : 3m 2013 3115 (4580) Ant. pol. : HORIZONTAL
 Limit : FCC PART 15C PEAK
 Env. / Ins. : 24°C/56% Engineer : Leo-Li
 EUT : Notebook
 Power Rating : DC 19V From Adapter Input AC 120V/60Hz
 Test Mode : IEEE802.11n HT40 CH54 5270MHz Tx
 M/N : RZ09-0116

No.	Freq. (MHz)	Ant. Factor (dB/m)	Cable Loss (dB)	AMP factor (dB)	Reading (dBuV)	Emission Level (dBuV/m)	Limits (dBuV/m)	Margin (dB)	Remark
1	5150.000	33.44	8.92	35.70	43.67	50.33	74.00	23.67	Peak
2	5279.100	33.65	9.06	35.70	76.63	83.64	74.00	-9.64	Peak

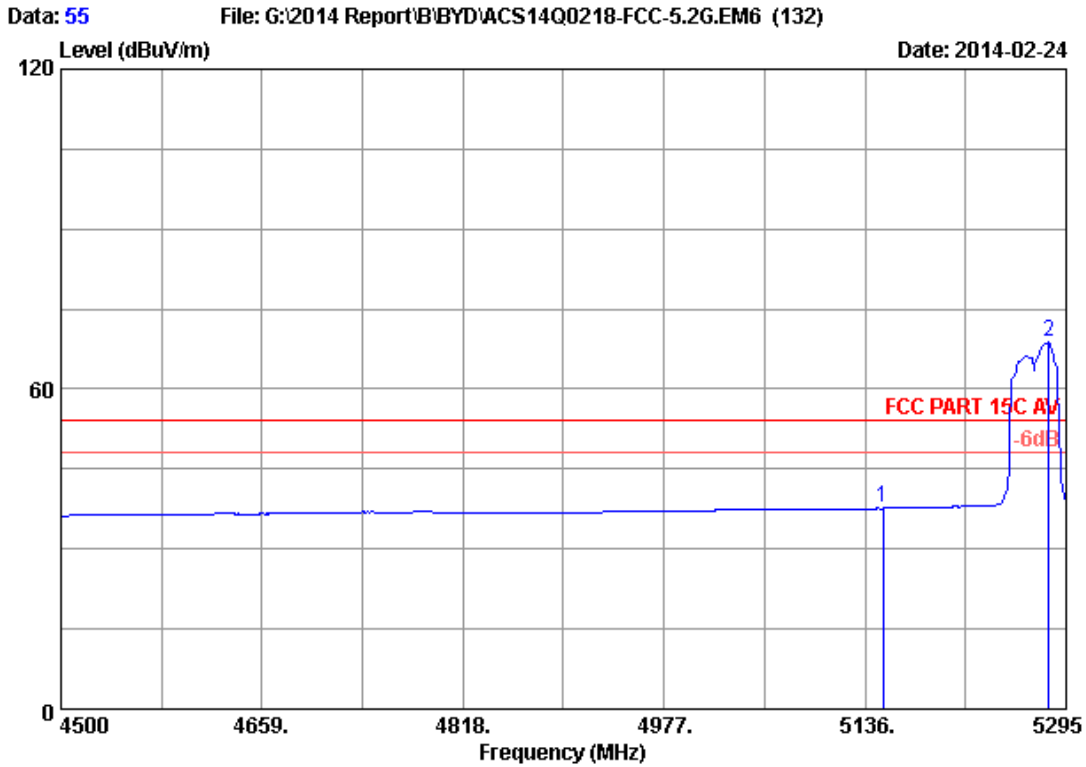
Remarks: 1. Emission Level= Antenna Factor + Cable Loss + Reading - Amp Factor
 2. The emission levels that are 20dB below the official limit are not reported.



Site no. : 3m Chamber Data no. : 54
 Dis. / Ant. : 3m 2013 3115 (4580) Ant. pol. : VERTICAL
 Limit : FCC PART 15C PEAK
 Env. / Ins. : 24°C/56% Engineer : Leo-Li
 EUT : Notebook
 Power Rating : DC 19V From Adapter Input AC 120V/60Hz
 Test Mode : IEEE802.11n HT40 CH54 5270MHz Tx
 M/N : RZ09-0116

No.	Freq. (MHz)	Ant. Factor (dB/m)	Cable Loss (dB)	AMP factor (dB)	Reading (dBuV)	Emission Level (dBuV/m)	Limits (dBuV/m)	Margin (dB)	Remark
1	5136.000	33.42	8.91	35.70	44.01	50.64	74.00	23.36	Peak
2	5150.000	33.44	8.92	35.70	41.93	48.59	74.00	25.41	Peak
3	5276.715	33.64	9.05	35.70	72.58	79.57	74.00	-5.57	Peak

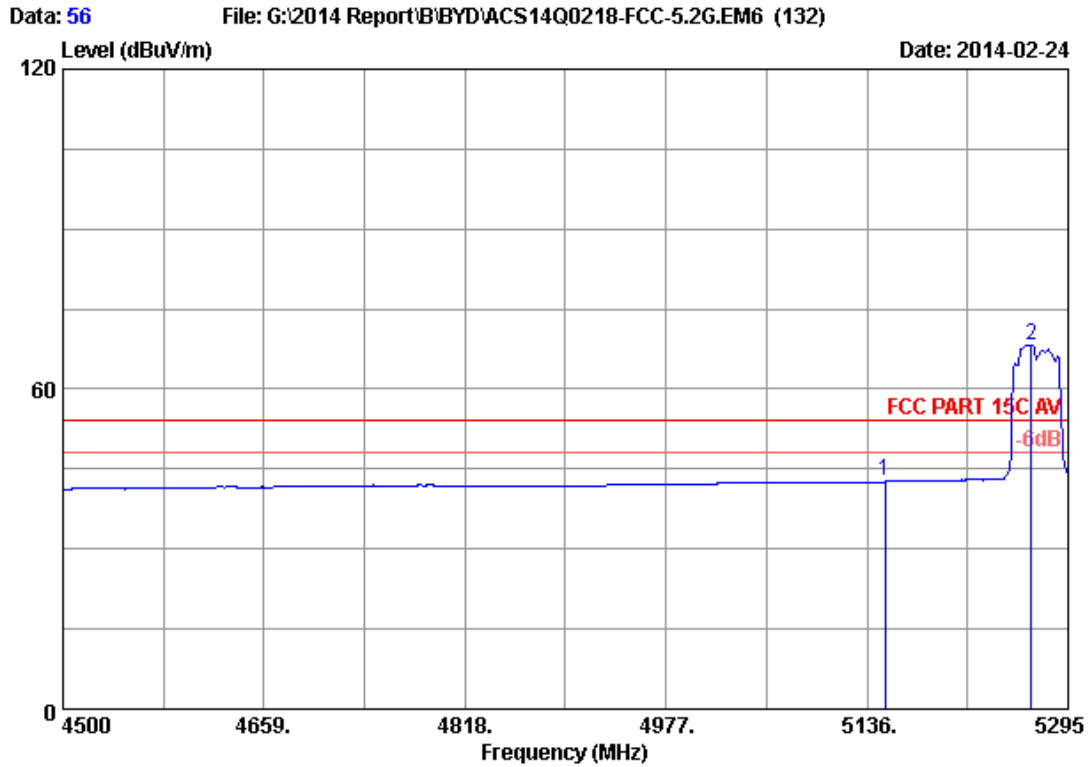
Remarks: 1. Emission Level= Antenna Factor + Cable Loss + Reading - Amp Factor
 2. The emission levels that are 20dB below the official limit are not reported.



Site no. : 3m Chamber Data no. : 55
 Dis. / Ant. : 3m 2013 3115 (4580) Ant. pol. : VERTICAL
 Limit : FCC PART 15C AV
 Env. / Ins. : 24°C/56% Engineer : Leo-Li
 EUT : Notebook
 Power Rating : DC 19V From Adapter Input AC 120V/60Hz
 Test Mode : IEEE802.11n HT40 CH54 5270MHz Tx
 M/N : RZ09-0116

No.	Freq. (MHz)	Ant. Factor (dB/m)	Cable Loss (dB)	AMP factor (dB)	Reading (dBuV)	Emission Level (dBuV/m)	Limits (dBuV/m)	Margin (dB)	Remark
1	5150.000	33.44	8.92	35.70	30.95	37.61	54.00	16.39	Average
2	5281.485	33.65	9.06	35.70	61.68	68.69	54.00	-14.69	Average

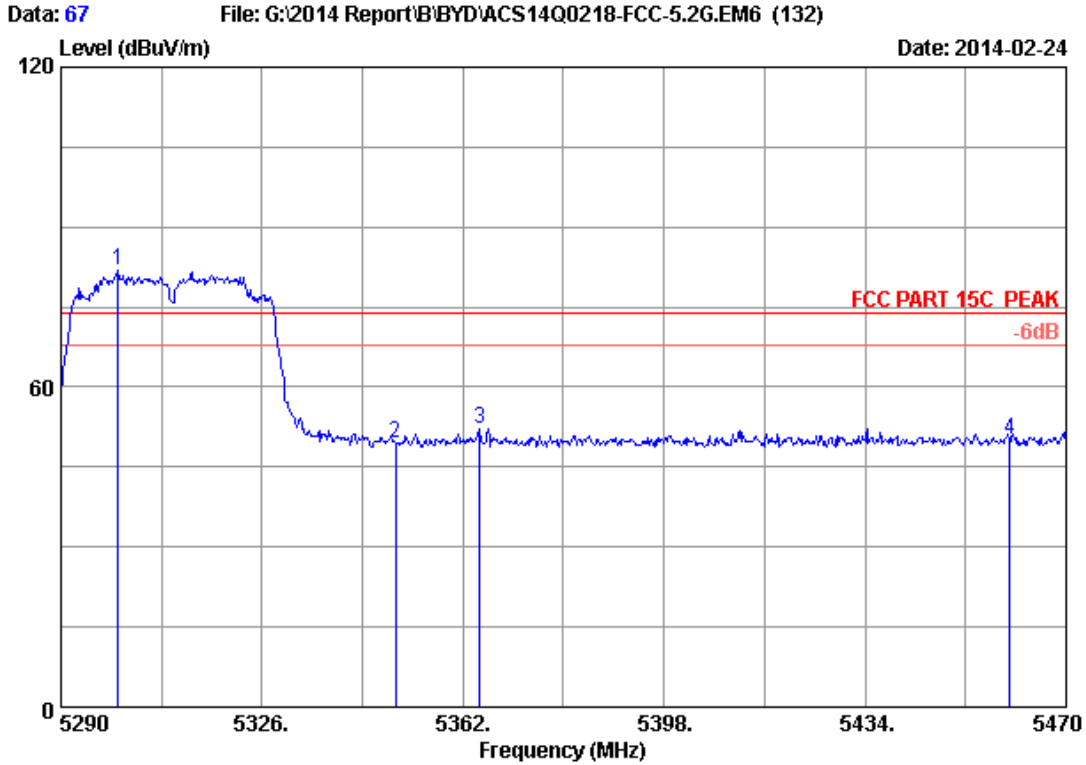
Remarks: 1. Emission Level= Antenna Factor + Cable Loss + Reading - Amp Factor
 2. The emission levels that are 20dB below the official limit are not reported.



Site no. : 3m Chamber Data no. : 56
 Dis. / Ant. : 3m 2013 3115 (4580) Ant. pol. : HORIZONTAL
 Limit : FCC PART 15C AV
 Env. / Ins. : 24°C/56% Engineer : Leo-Li
 EUT : Notebook
 Power Rating : DC 19V From Adapter Input AC 120V/60Hz
 Test Mode : IEEE802.11n HT40 CH54 5270MHz Tx
 M/N : RZ09-0116

No.	Freq. (MHz)	Ant. Factor (dB/m)	Cable Loss (dB)	AMP factor (dB)	Reading (dBuV)	Emission Level (dBuV/m)	Limits (dBuV/m)	Margin (dB)	Remark
1	5150.000	33.44	8.92	35.70	35.97	42.63	54.00	11.37	Average
2	5265.585	33.62	9.04	35.70	61.34	68.30	54.00	-14.30	Average

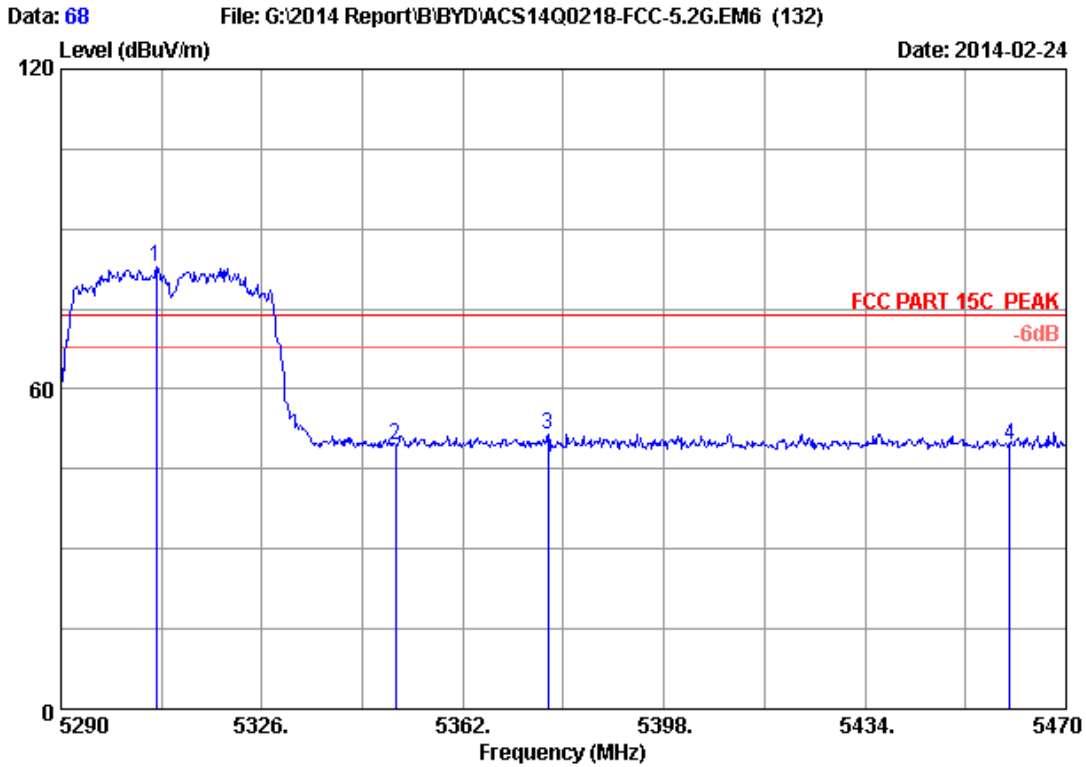
Remarks: 1. Emission Level= Antenna Factor + Cable Loss + Reading - Amp Factor
 2. The emission levels that are 20dB below the official limit are not reported.



Site no. : 3m Chamber Data no. : 67
 Dis. / Ant. : 3m 2013 3115 (4580) Ant. pol. : VERTICAL
 Limit : FCC PART 15C PEAK
 Env. / Ins. : 24°C/56% Engineer : Leo-Li
 EUT : Notebook
 Power Rating : DC 19V From Adapter Input AC 120V/60Hz
 Test Mode : IEEE802.11n HT40 CH62 5310MHz Tx
 M/N : RZ09-0116

No.	Freq. (MHz)	Ant. Factor (dB/m)	Cable Loss (dB)	AMP factor (dB)	Reading (dBuV)	Emission			Remark
						Level (dBuV/m)	Limits (dBuV/m)	Margin (dB)	
1	5300.260	33.68	9.08	35.70	74.93	81.99	74.00	-7.99	Peak
2	5350.000	33.76	9.13	35.70	42.16	49.35	74.00	24.65	Peak
3	5365.060	33.78	9.15	35.70	44.97	52.20	74.00	21.80	Peak
4	5460.000	33.94	9.25	35.70	42.66	50.15	74.00	23.85	Peak

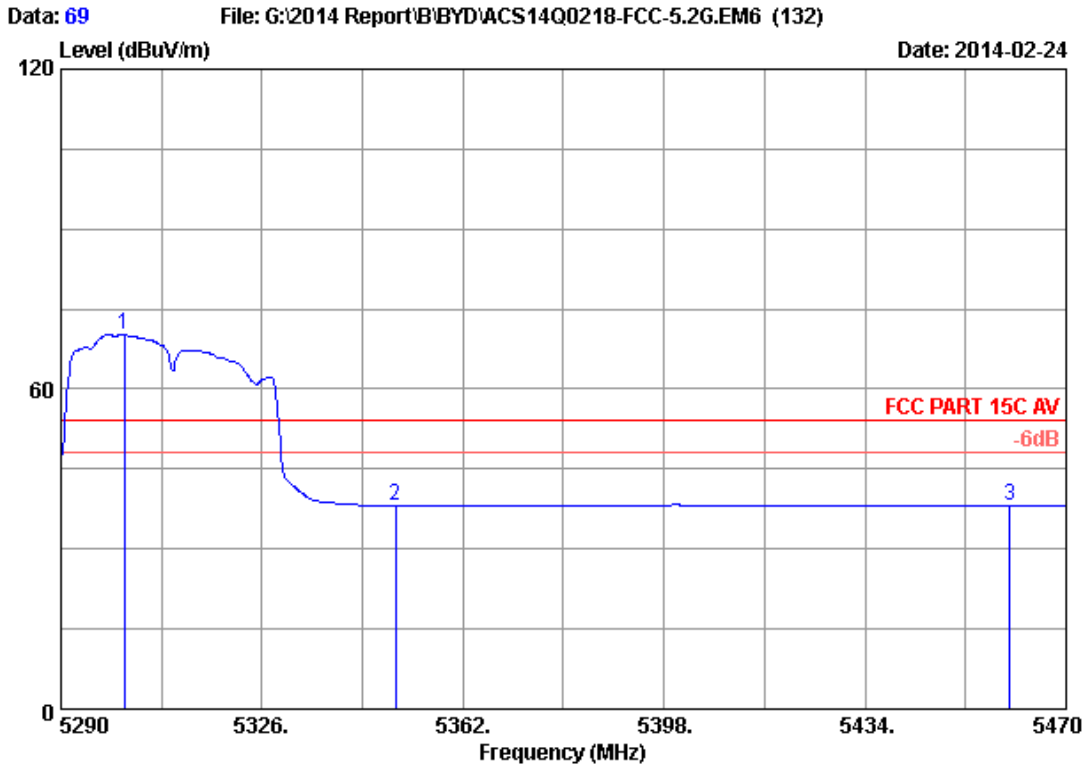
Remarks: 1. Emission Level= Antenna Factor + Cable Loss + Reading
 -Amp Factor
 2. The emission levels that are 20dB below the official
 limit are not reported.



Site no. : 3m Chamber Data no. : 68
 Dis. / Ant. : 3m 2013 3115 (4580) Ant. pol. : HORIZONTAL
 Limit : FCC PART 15C PEAK
 Env. / Ins. : 24°C/56% Engineer : Leo-Li
 EUT : Notebook
 Power Rating : DC 19V From Adapter Input AC 120V/60Hz
 Test Mode : IEEE802.11n HT40 CH62 5310MHz Tx
 M/N : RZ09-0116

No.	Freq. (MHz)	Ant. Factor (dB/m)	Cable Loss (dB)	AMP factor (dB)	Reading (dBuV)	Emission Level (dBuV/m)	Limits (dBuV/m)	Margin (dB)	Remark
1	5307.100	33.69	9.09	35.70	75.79	82.87	74.00	-8.87	Peak
2	5350.000	33.76	9.13	35.70	42.39	49.58	74.00	24.42	Peak
3	5377.300	33.80	9.16	35.70	44.35	51.61	74.00	22.39	Peak
4	5460.000	33.94	9.25	35.70	41.99	49.48	74.00	24.52	Peak

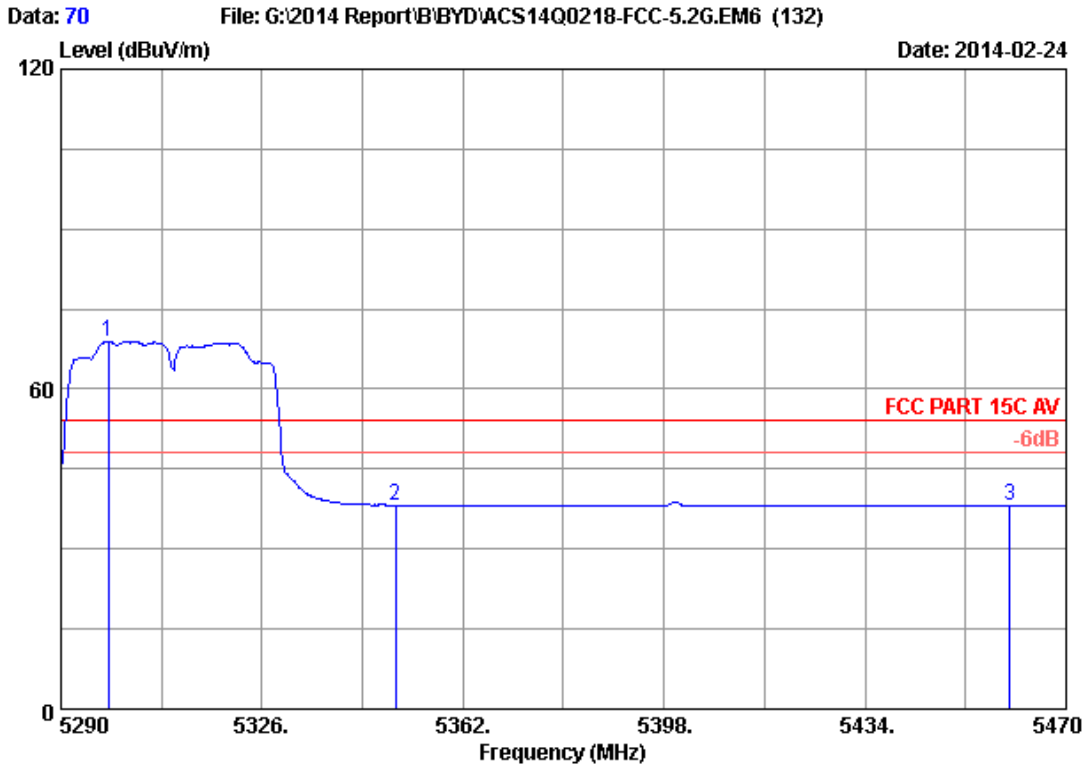
Remarks: 1. Emission Level= Antenna Factor + Cable Loss + Reading - Amp Factor
 2. The emission levels that are 20dB below the official limit are not reported.



Site no. : 3m Chamber Data no. : 69
 Dis. / Ant. : 3m 2013 3115 (4580) Ant. pol. : HORIZONTAL
 Limit : FCC PART 15C AV
 Env. / Ins. : 24°C/56% Engineer : Leo-Li
 EUT : Notebook
 Power Rating : DC 19V From Adapter Input AC 120V/60Hz
 Test Mode : IEEE802.11n HT40 CH62 5310MHz Tx
 M/N : RZ09-0116

No.	Freq. (MHz)	Ant. Factor (dB/m)	Cable Loss (dB)	AMP factor (dB)	Reading (dBuV)	Emission Level (dBuV/m)	Limits (dBuV/m)	Margin (dB)	Remark
1	5301.340	33.68	9.08	35.70	63.18	70.24	54.00	-16.24	Average
2	5350.000	33.76	9.13	35.70	30.88	38.07	54.00	15.93	Average
3	5460.000	33.94	9.25	35.70	30.70	38.19	54.00	15.81	Average

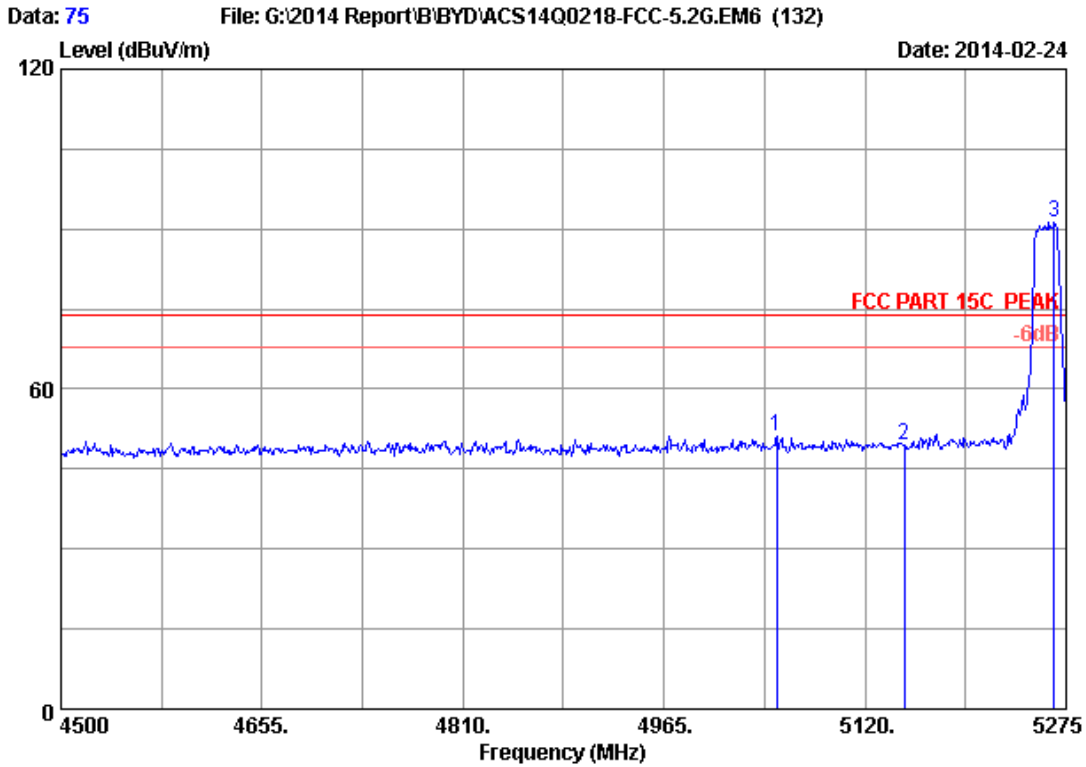
Remarks: 1. Emission Level= Antenna Factor + Cable Loss + Reading - Amp Factor
 2. The emission levels that are 20dB below the official limit are not reported.



Site no. : 3m Chamber Data no. : 70
 Dis. / Ant. : 3m 2013 3115 (4580) Ant. pol. : VERTICAL
 Limit : FCC PART 15C AV
 Env. / Ins. : 24°C/56% Engineer : Leo-Li
 EUT : Notebook
 Power Rating : DC 19V From Adapter Input AC 120V/60Hz
 Test Mode : IEEE802.11n HT40 CH62 5310MHz Tx
 M/N : R209-0116

No.	Freq. (MHz)	Ant. Factor (dB/m)	Cable Loss (dB)	AMP factor (dB)	Reading (dBuV)	Emission Level (dBuV/m)	Limits (dBuV/m)	Margin (dB)	Remark
1	5298.460	33.68	9.08	35.70	61.83	68.89	54.00	-14.89	Average
2	5350.000	33.76	9.13	35.70	30.97	38.16	54.00	15.84	Average
3	5460.000	33.94	9.25	35.70	30.71	38.20	54.00	15.80	Average

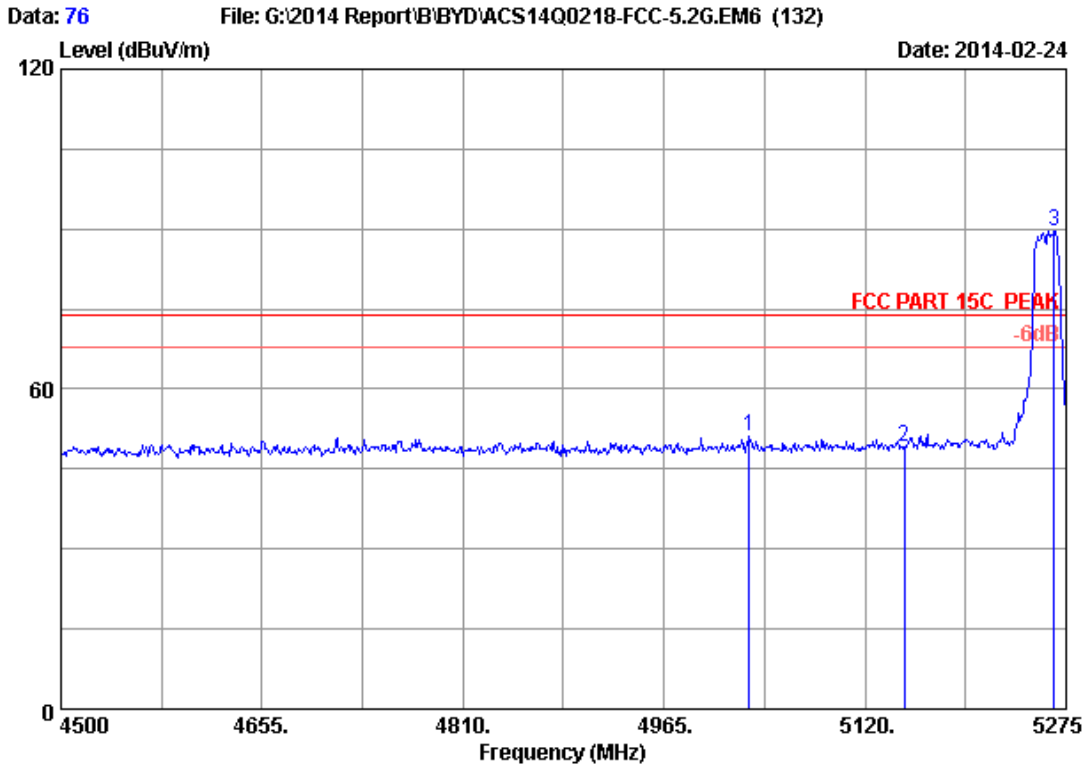
Remarks: 1. Emission Level= Antenna Factor + Cable Loss + Reading - Amp Factor
 2. The emission levels that are 20dB below the official limit are not reported.



Site no. : 3m Chamber Data no. : 75
 Dis. / Ant. : 3m 2013 3115 (4580) Ant. pol. : VERTICAL
 Limit : FCC PART 15C PEAK
 Env. / Ins. : 24°C/56% Engineer : Leo-Li
 EUT : Notebook
 Power Rating : DC 19V From Adapter Input AC 120V/60Hz
 Test Mode : IEEE802.11ac VHT20 CH52 5260MHz Tx
 M/N : RZ09-0116

No.	Freq. (MHz)	Ant. Factor (dB/m)	Cable Loss (dB)	AMP factor (dB)	Reading (dBuV)	Emission Level (dBuV/m)	Limits (dBuV/m)	Margin (dB)	Remark
1	5051.800	33.28	8.82	35.70	44.70	51.10	74.00	22.90	Peak
2	5150.000	33.44	8.92	35.70	42.73	49.39	74.00	24.61	Peak
3	5265.700	33.63	9.04	35.70	84.24	91.21	74.00	-17.21	Peak

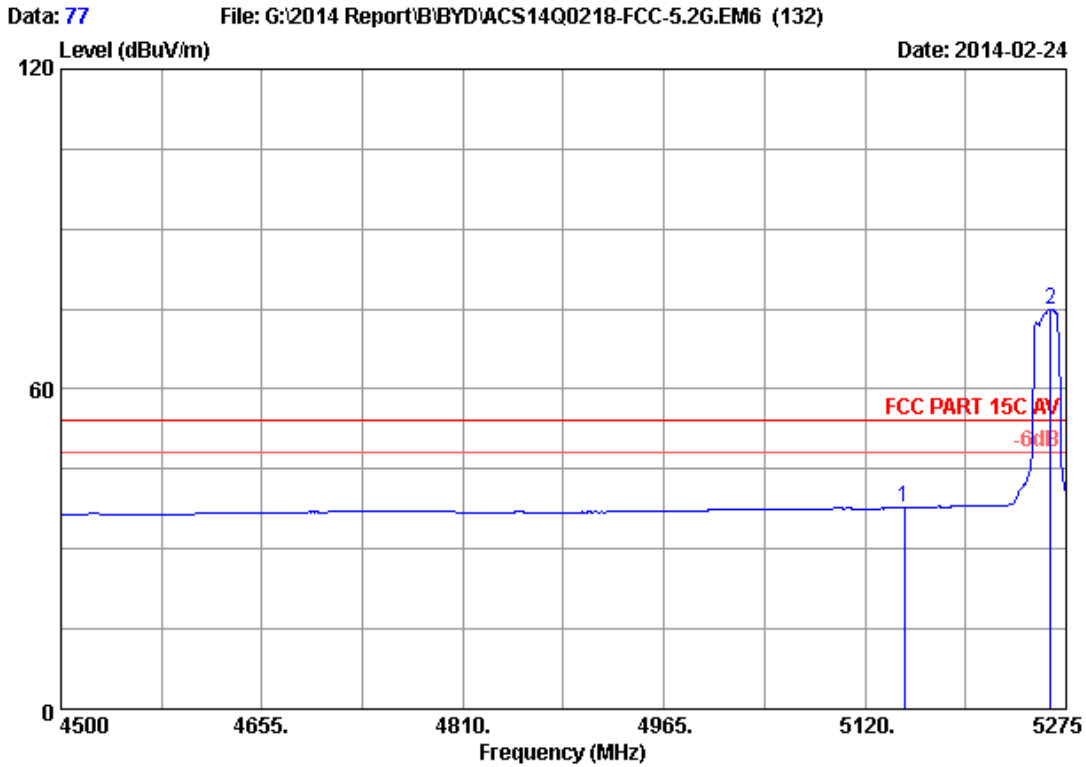
Remarks: 1. Emission Level= Antenna Factor + Cable Loss + Reading - Amp Factor
 2. The emission levels that are 20dB below the official limit are not reported.



Site no. : 3m Chamber Data no. : 76
 Dis. / Ant. : 3m 2013 3115 (4580) Ant. pol. : HORIZONTAL
 Limit : FCC PART 15C PEAK
 Env. / Ins. : 24°C/56% Engineer : Leo-Li
 EUT : Notebook
 Power Rating : DC 19V From Adapter Input AC 120V/60Hz
 Test Mode : IEEE802.11ac VHT20 CH52 5260MHz Tx
 M/N : RZ09-0116

No.	Freq. (MHz)	Ant. Factor (dB/m)	Cable Loss (dB)	AMP factor (dB)	Reading (dBuV)	Emission			Remark
						Level (dBuV/m)	Limits (dBuV/m)	Margin (dB)	
1	5030.875	33.25	8.80	35.70	44.74	51.09	74.00	22.91	Peak
2	5150.000	33.44	8.92	35.70	42.44	49.10	74.00	24.90	Peak
3	5265.700	33.63	9.04	35.70	82.55	89.52	74.00	-15.52	Peak

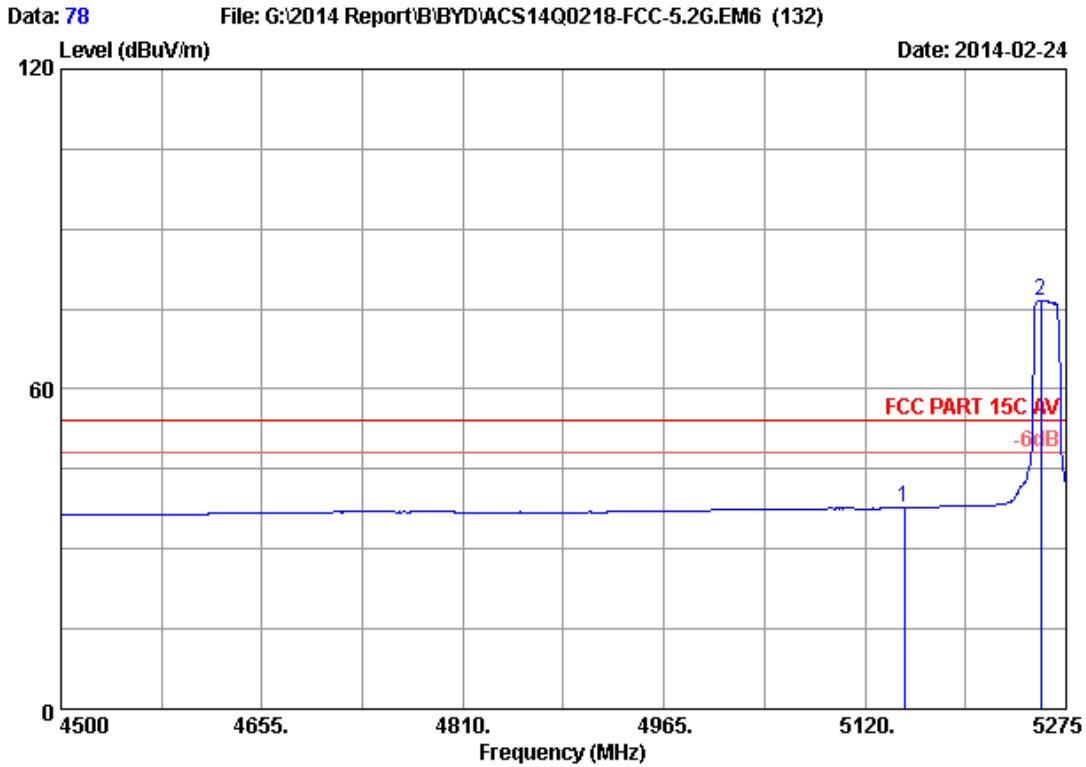
Remarks: 1. Emission Level= Antenna Factor + Cable Loss + Reading - Amp Factor
 2. The emission levels that are 20dB below the official limit are not reported.



Site no. : 3m Chamber Data no. : 77
 Dis. / Ant. : 3m 2013 3115 (4580) Ant. pol. : HORIZONTAL
 Limit : FCC PART 15C AV
 Env. / Ins. : 24°C/56% Engineer : Leo-Li
 EUT : Notebook
 Power Rating : DC 19V From Adapter Input AC 120V/60Hz
 Test Mode : IEEE802.11ac VHT20 CH52 5260MHz Tx
 M/N : RZ09-0116

No.	Freq. (MHz)	Ant. Factor (dB/m)	Cable Loss (dB)	AMP factor (dB)	Reading (dBuV)	Emission Level (dBuV/m)	Limits (dBuV/m)	Margin (dB)	Remark
1	5150.000	33.44	8.92	35.70	31.05	37.71	54.00	16.29	Average
2	5263.375	33.62	9.04	35.70	68.07	75.03	54.00	-21.03	Average

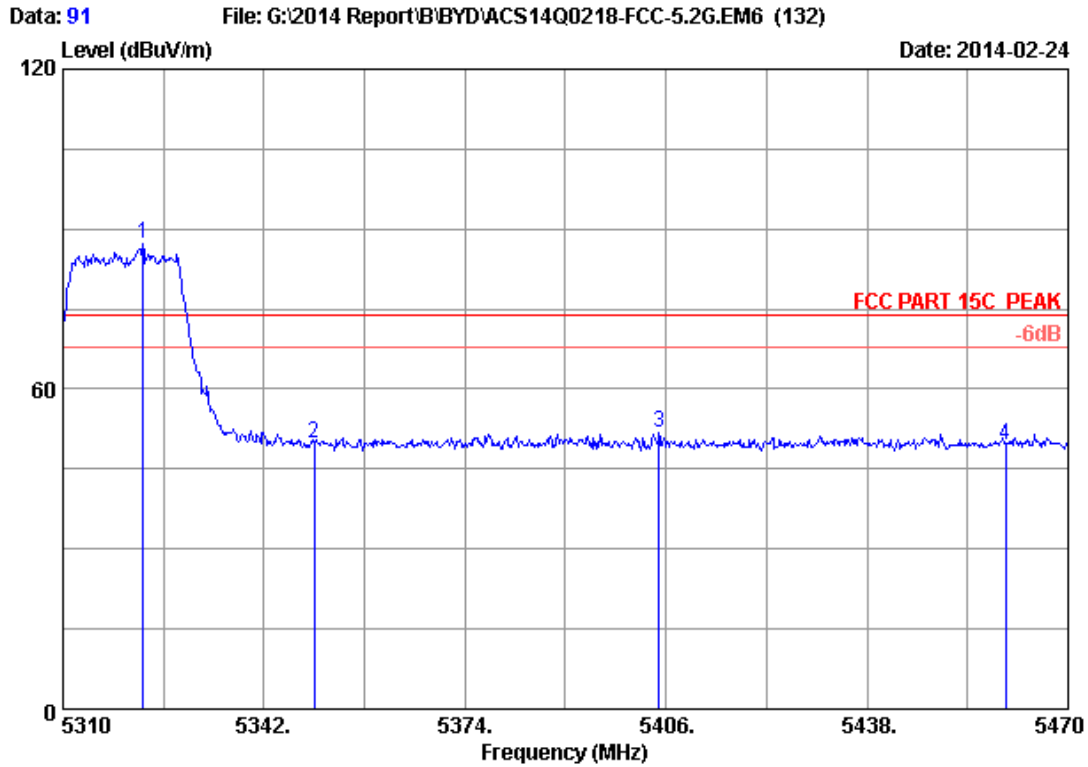
Remarks: 1. Emission Level= Antenna Factor + Cable Loss + Reading - Amp Factor
 2. The emission levels that are 20dB below the official limit are not reported.



Site no. : 3m Chamber Data no. : 78
 Dis. / Ant. : 3m 2013 3115 (4580) Ant. pol. : VERTICAL
 Limit : FCC PART 15C AV
 Env. / Ins. : 24°C/56% Engineer : Leo-Li
 EUT : Notebook
 Power Rating : DC 19V From Adapter Input AC 120V/60Hz
 Test Mode : IEEE802.11ac VHT20 CH52 5260MHz Tx
 M/N : RZ09-0116

No.	Freq. (MHz)	Ant. Factor (dB/m)	Cable Loss (dB)	AMP factor (dB)	Reading (dBuV)	Emission Level (dBuV/m)	Limits (dBuV/m)	Margin (dB)	Remark
1	5150.000	33.44	8.92	35.70	31.06	37.72	54.00	16.28	Average
2	5255.625	33.61	9.03	35.70	69.70	76.64	54.00	-22.64	Average

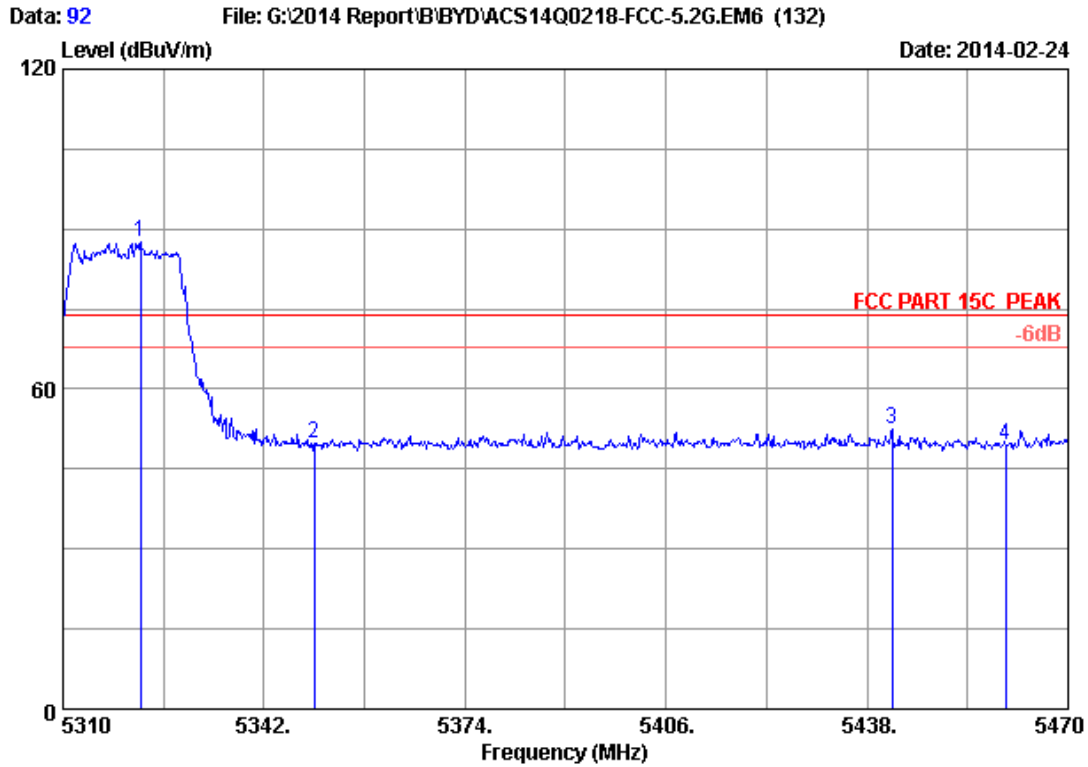
Remarks: 1. Emission Level= Antenna Factor + Cable Loss + Reading - Amp Factor
 2. The emission levels that are 20dB below the official limit are not reported.



Site no. : 3m Chamber Data no. : 91
 Dis. / Ant. : 3m 2013 3115 (4580) Ant. pol. : VERTICAL
 Limit : FCC PART 15C PEAK
 Env. / Ins. : 24°C/56% Engineer : Leo-Li
 EUT : Notebook
 Power Rating : DC 19V From Adapter Input AC 120V/60Hz
 Test Mode : IEEE802.11ac VHT20 CH64 5320MHz Tx
 M/N : RZ09-0116

No.	Freq. (MHz)	Ant. Factor (dB/m)	Cable Loss (dB)	AMP factor (dB)	Reading (dBuV)	Emission Level (dBuV/m)	Limits (dBuV/m)	Margin (dB)	Remark
1	5322.800	33.72	9.10	35.70	80.15	87.27	74.00	-13.27	Peak
2	5350.000	33.76	9.13	35.70	42.62	49.81	74.00	24.19	Peak
3	5404.880	33.85	9.19	35.70	44.61	51.95	74.00	22.05	Peak
4	5460.000	33.94	9.25	35.70	42.05	49.54	74.00	24.46	Peak

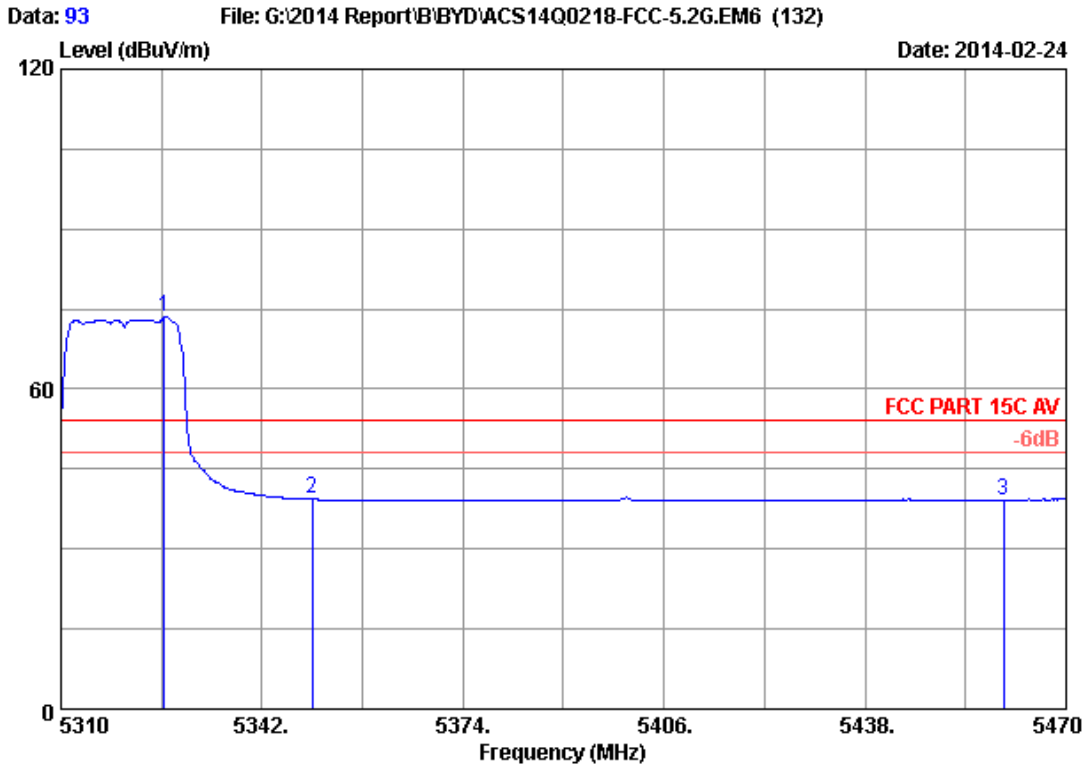
Remarks: 1. Emission Level= Antenna Factor + Cable Loss + Reading - Amp Factor
 2. The emission levels that are 20dB below the official limit are not reported.



Site no. : 3m Chamber Data no. : 92
 Dis. / Ant. : 3m 2013 3115 (4580) Ant. pol. : HORIZONTAL
 Limit : FCC PART 15C PEAK
 Env. / Ins. : 24°C/56% Engineer : Leo-Li
 EUT : Notebook
 Power Rating : DC 19V From Adapter Input AC 120V/60Hz
 Test Mode : IEEE802.11ac VHT20 CH64 5320MHz Tx
 M/N : RZ09-0116

No.	Freq. (MHz)	Ant. Factor (dB/m)	Cable Loss (dB)	AMP factor (dB)	Reading (dBuV)	Emission Level (dBuV/m)	Limits (dBuV/m)	Margin (dB)	Remark
1	5322.320	33.72	9.10	35.70	80.50	87.62	74.00	-13.62	Peak
2	5350.000	33.76	9.13	35.70	42.51	49.70	74.00	24.30	Peak
3	5442.000	33.91	9.23	35.70	44.88	52.32	74.00	21.68	Peak
4	5460.000	33.94	9.25	35.70	42.05	49.54	74.00	24.46	Peak

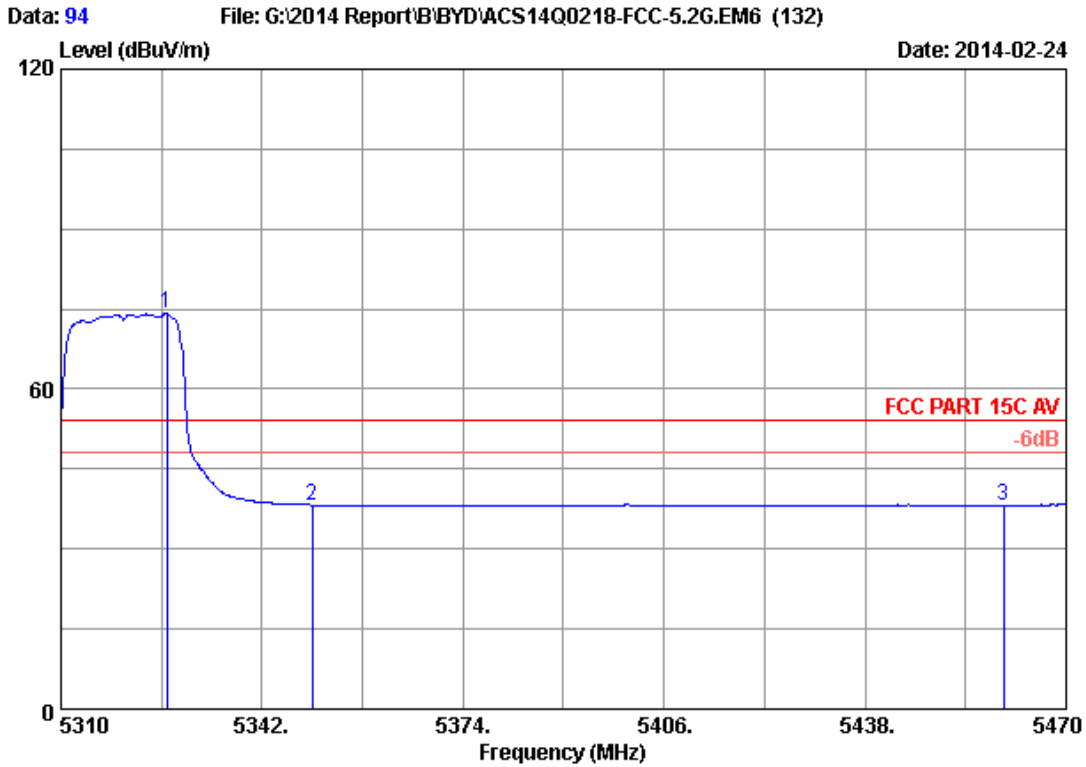
Remarks: 1. Emission Level= Antenna Factor + Cable Loss + Reading
 -Amp Factor
 2. The emission levels that are 20dB below the official
 limit are not reported.



Site no. : 3m Chamber Data no. : 93
 Dis. / Ant. : 3m 2013 3115 (4580) Ant. pol. : HORIZONTAL
 Limit : FCC PART 15C AV
 Env. / Ins. : 24°C/56% Engineer : Leo-Li
 EUT : Notebook
 Power Rating : DC 19V From Adapter Input AC 120V/60Hz
 Test Mode : IEEE802.11ac VHT20 CH64 5320MHz Tx
 M/N : RZ09-0116

No.	Freq. (MHz)	Ant. Factor (dB/m)	Cable Loss (dB)	AMP factor (dB)	Reading (dBuV)	Emission Level (dBuV/m)	Limits (dBuV/m)	Margin (dB)	Remark
1	5326.480	33.72	9.11	35.70	66.35	73.48	54.00	-19.48	Average
2	5350.000	33.76	9.13	35.70	32.14	39.33	54.00	14.67	Average
3	5460.000	33.94	9.25	35.70	31.75	39.24	54.00	14.76	Average

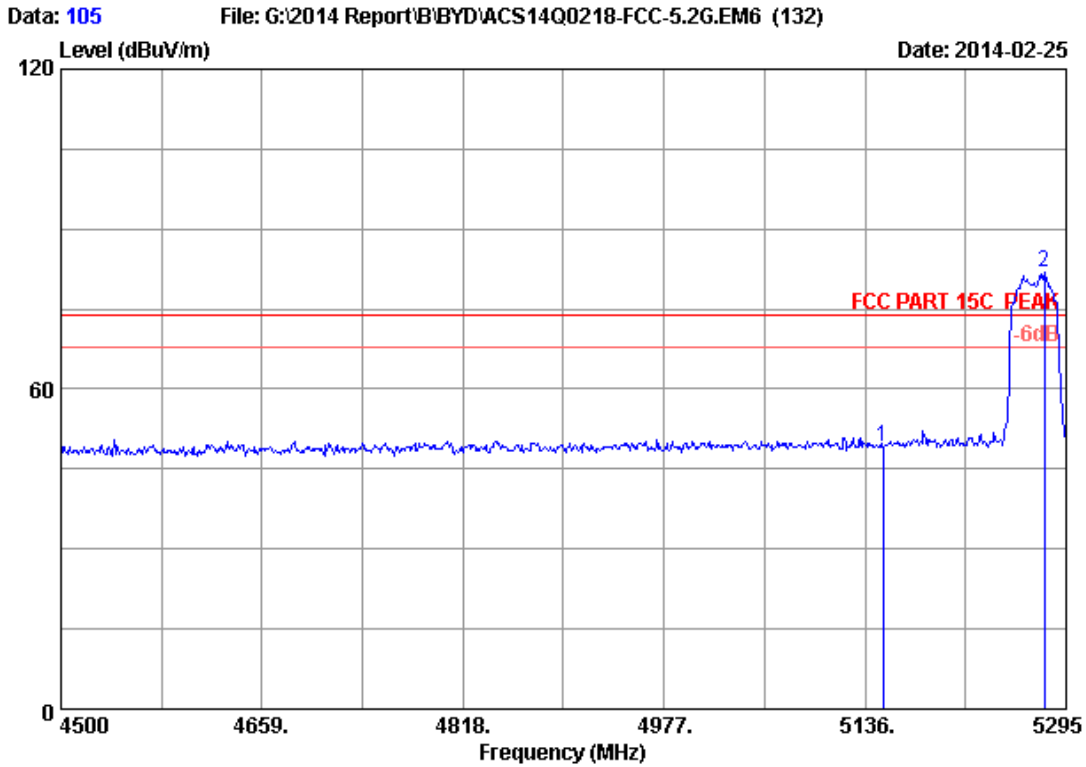
Remarks: 1. Emission Level= Antenna Factor + Cable Loss + Reading - Amp Factor
 2. The emission levels that are 20dB below the official limit are not reported.



Site no. : 3m Chamber Data no. : 94
 Dis. / Ant. : 3m 2013 3115 (4580) Ant. pol. : VERTICAL
 Limit : FCC PART 15C AV
 Env. / Ins. : 24°C/56% Engineer : Leo-Li
 EUT : Notebook
 Power Rating : DC 19V From Adapter Input AC 120V/60Hz
 Test Mode : IEEE802.11ac VHT20 CH64 5320MHz Tx
 M/N : RZ09-0116

No.	Freq. (MHz)	Ant. Factor (dB/m)	Cable Loss (dB)	AMP factor (dB)	Reading (dBuV)	Emission Level (dBuV/m)	Limits (dBuV/m)	Margin (dB)	Remark
1	5326.800	33.72	9.11	35.70	66.99	74.12	54.00	-20.12	Average
2	5350.000	33.76	9.13	35.70	31.08	38.27	54.00	15.73	Average
3	5460.000	33.94	9.25	35.70	30.73	38.22	54.00	15.78	Average

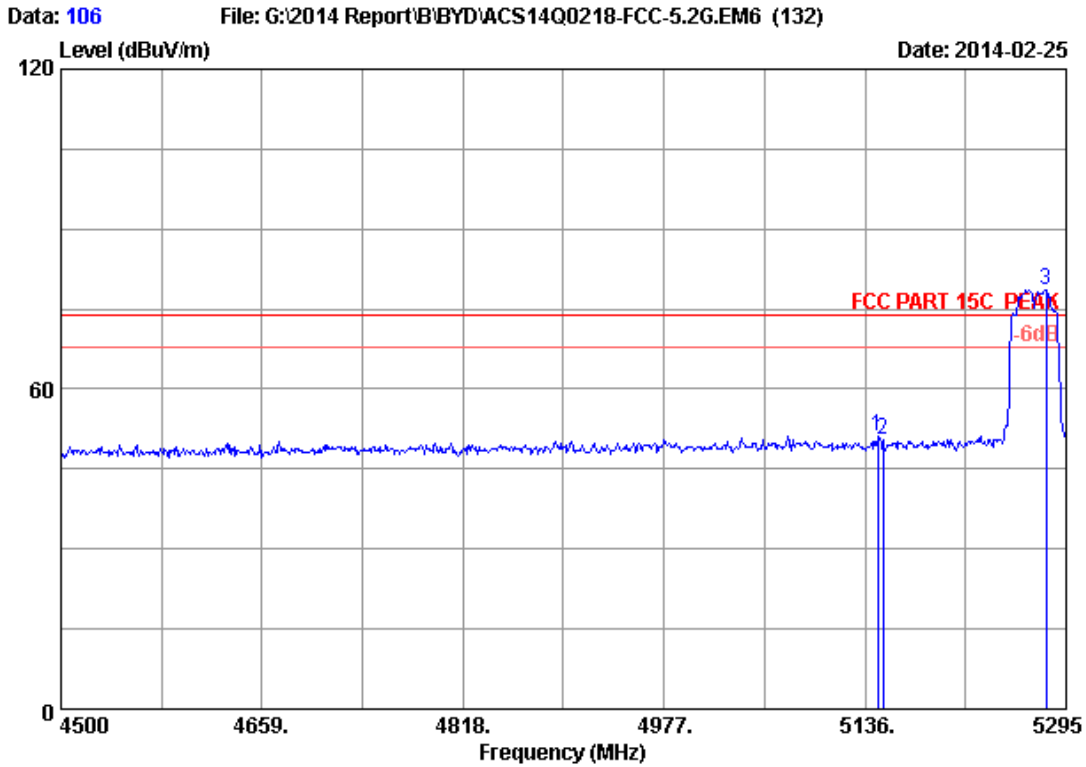
Remarks: 1. Emission Level= Antenna Factor + Cable Loss + Reading - Amp Factor
 2. The emission levels that are 20dB below the official limit are not reported.



Site no. : 3m Chamber Data no. : 105
 Dis. / Ant. : 3m 2013 3115 (4580) Ant. pol. : HORIZONTAL
 Limit : FCC PART 15C PEAK
 Env. / Ins. : 24*C/56% Engineer : Leo-Li
 EUT : Notebook
 Power Rating : DC 19V From Adapter Input AC 120V/60Hz
 Test Mode : IEEE802.11ac VHT40 CH54 5270MHz Tx
 M/N : RZ09-0116

No.	Freq. (MHz)	Ant. Factor (dB/m)	Cable Loss (dB)	AMP factor (dB)	Reading (dBuV)	Emission Level (dBuV/m)	Limits (dBuV/m)	Margin (dB)	Remark
1	5150.000	33.44	8.92	35.70	42.50	49.16	74.00	24.84	Peak
2	5277.510	33.64	9.06	35.70	74.88	81.88	74.00	-7.88	Peak

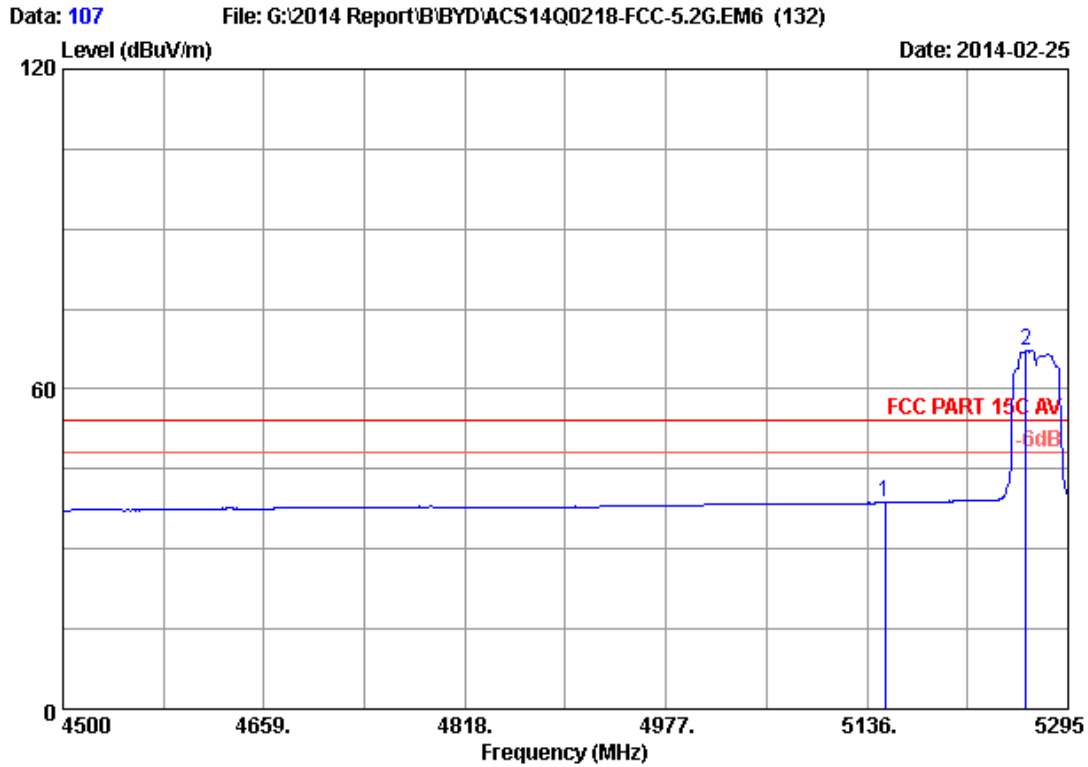
Remarks: 1. Emission Level= Antenna Factor + Cable Loss + Reading - Amp Factor
 2. The emission levels that are 20dB below the official limit are not reported.



Site no. : 3m Chamber Data no. : 106
 Dis. / Ant. : 3m 2013 3115 (4580) Ant. pol. : VERTICAL
 Limit : FCC PART 15C PEAK
 Env. / Ins. : 24°C/56% Engineer : Leo-Li
 EUT : Notebook
 Power Rating : DC 19V From Adapter Input AC 120V/60Hz
 Test Mode : IEEE802.11ac VHT40 CH54 5270MHz Tx
 M/N : RZ09-0116

No.	Freq. (MHz)	Ant. Factor (dB/m)	Cable Loss (dB)	AMP factor (dB)	Reading (dBuV)	Emission			Remark
						Level (dBuV/m)	Limits (dBuV/m)	Margin (dB)	
1	5146.335	33.43	8.92	35.70	44.46	51.11	74.00	22.89	Peak
2	5150.000	33.44	8.92	35.70	43.88	50.54	74.00	23.46	Peak
3	5279.100	33.65	9.06	35.70	71.62	78.63	74.00	-4.63	Peak

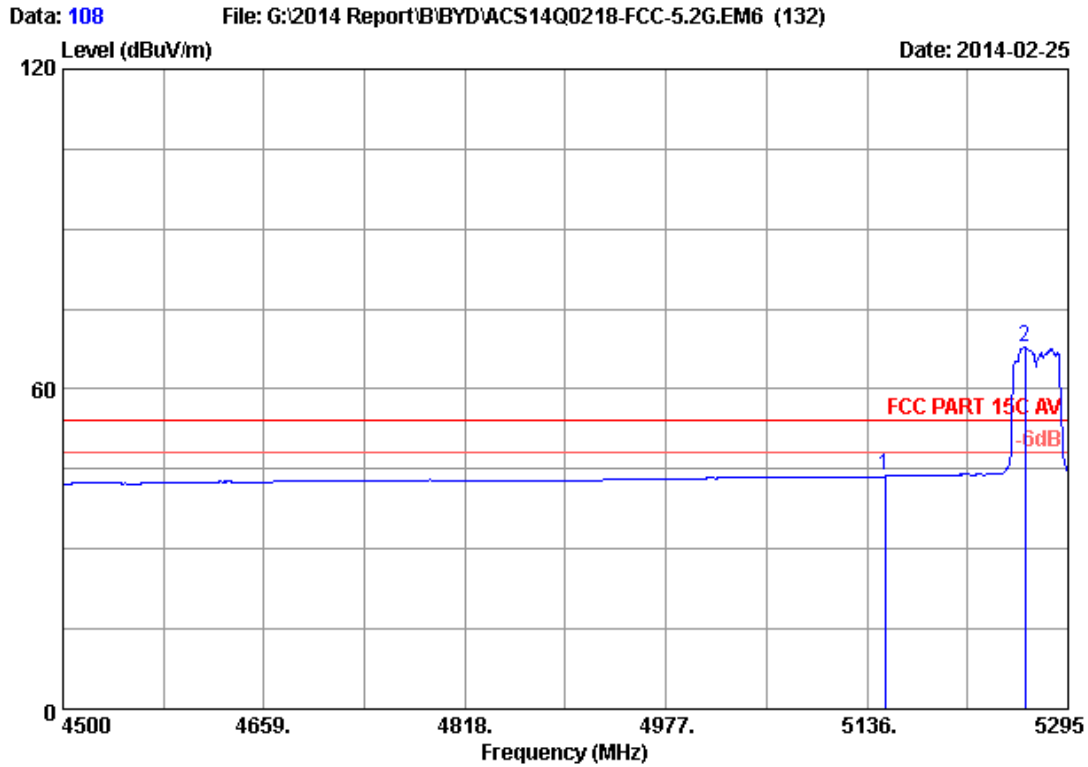
Remarks: 1. Emission Level= Antenna Factor + Cable Loss + Reading
 -Amp Factor
 2. The emission levels that are 20dB below the official
 limit are not reported.



Site no. : 3m Chamber Data no. : 107
 Dis. / Ant. : 3m 2013 3115 (4580) Ant. pol. : VERTICAL
 Limit : FCC PART 15C AV
 Env. / Ins. : 24°C/56% Engineer : Leo-Li
 EUT : Notebook
 Power Rating : DC 19V From Adapter Input AC 120V/60Hz
 Test Mode : IEEE802.11ac VHT40 CH54 5270MHz Tx
 M/N : RZ09-0116

No.	Freq. (MHz)	Ant. Factor (dB/m)	Cable Loss (dB)	AMP factor (dB)	Reading (dBuV)	Emission Level (dBuV/m)	Limits (dBuV/m)	Margin (dB)	Remark
1	5150.000	33.44	8.92	35.70	31.99	38.65	54.00	15.35	Average
2	5261.610	33.62	9.04	35.70	60.36	67.32	54.00	-13.32	Average

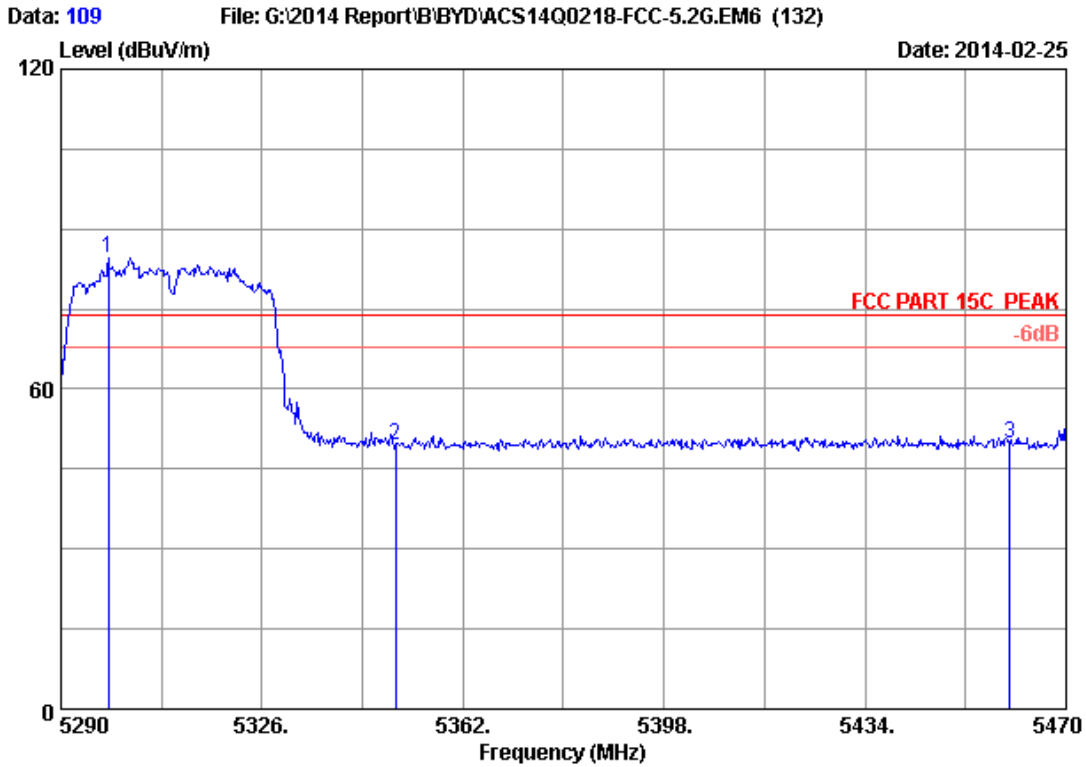
Remarks: 1. Emission Level= Antenna Factor + Cable Loss + Reading - Amp Factor
 2. The emission levels that are 20dB below the official limit are not reported.



Site no. : 3m Chamber Data no. : 108
 Dis. / Ant. : 3m 2013 3115 (4580) Ant. pol. : HORIZONTAL
 Limit : FCC PART 15C AV
 Env. / Ins. : 24°C/56% Engineer : Leo-Li
 EUT : Notebook
 Power Rating : DC 19V From Adapter Input AC 120V/60Hz
 Test Mode : IEEE802.11ac VHT40 CH54 5270MHz Tx
 M/N : RZ09-0116

No.	Freq. (MHz)	Ant. Factor (dB/m)	Cable Loss (dB)	AMP factor (dB)	Reading (dBuV)	Emission Level (dBuV/m)	Limits (dBuV/m)	Margin (dB)	Remark
1	5150.000	33.44	8.92	35.70	36.97	43.63	54.00	10.37	Average
2	5260.815	33.62	9.04	35.70	61.04	68.00	54.00	-14.00	Average

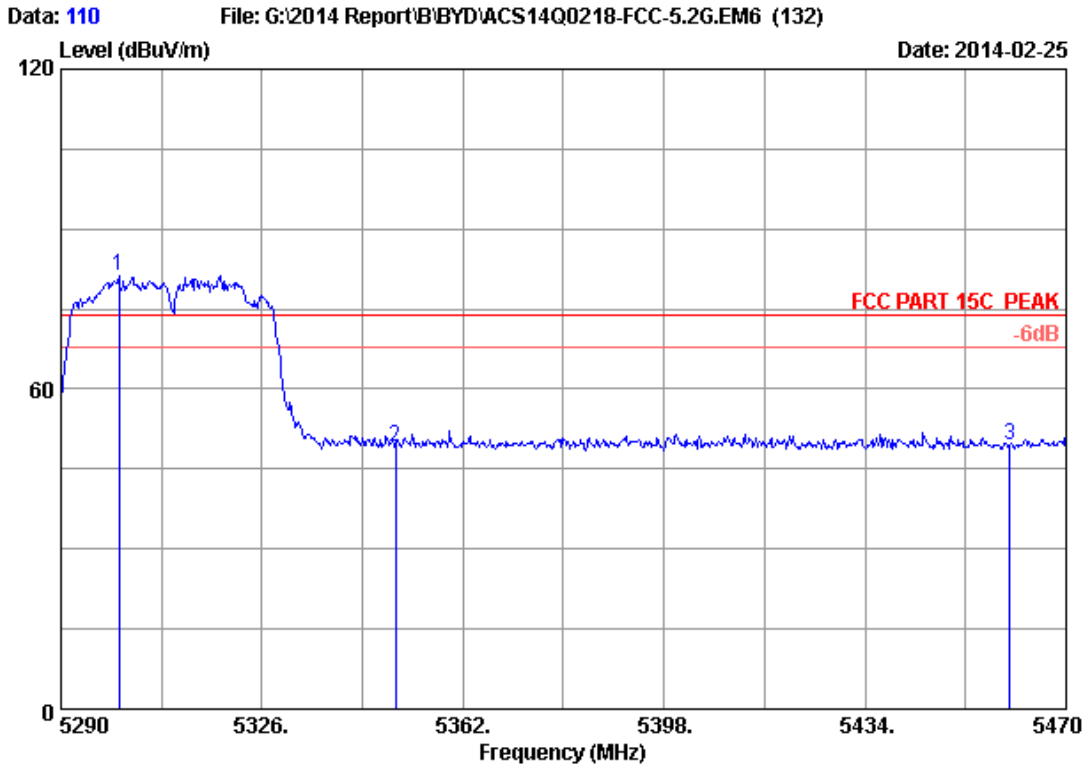
Remarks: 1. Emission Level= Antenna Factor + Cable Loss + Reading - Amp Factor
 2. The emission levels that are 20dB below the official limit are not reported.



Site no. : 3m Chamber Data no. : 109
 Dis. / Ant. : 3m 2013 3115 (4580) Ant. pol. : HORIZONTAL
 Limit : FCC PART 15C PEAK
 Env. / Ins. : 24°C/56% Engineer : Leo-Li
 EUT : Notebook
 Power Rating : DC 19V From Adapter Input AC 120V/60Hz
 Test Mode : IEEE802.11ac VHT40 CH62 5310MHz Tx
 M/N : RZ09-0116

No.	Freq. (MHz)	Ant. Factor (dB/m)	Cable Loss (dB)	AMP factor (dB)	Reading (dBuV)	Emission Level (dBuV/m)	Limits (dBuV/m)	Margin (dB)	Remark
1	5298.460	33.68	9.08	35.70	77.45	84.51	74.00	-10.51	Peak
2	5350.000	33.76	9.13	35.70	42.27	49.46	74.00	24.54	Peak
3	5460.000	33.94	9.25	35.70	42.41	49.90	74.00	24.10	Peak

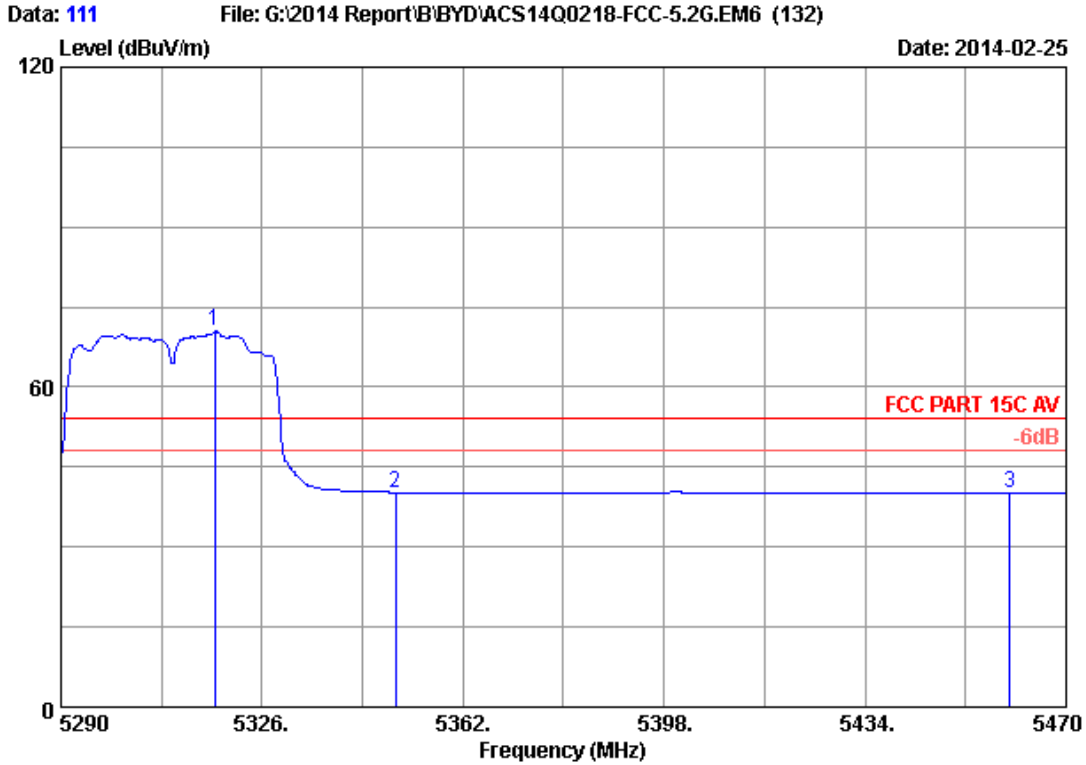
Remarks: 1. Emission Level= Antenna Factor + Cable Loss + Reading - Amp Factor
 2. The emission levels that are 20dB below the official limit are not reported.



Site no. : 3m Chamber Data no. : 110
 Dis. / Ant. : 3m 2013 3115 (4580) Ant. pol. : VERTICAL
 Limit : FCC PART 15C PEAK
 Env. / Ins. : 24°C/56% Engineer : Leo-Li
 EUT : Notebook
 Power Rating : DC 19V From Adapter Input AC 120V/60Hz
 Test Mode : IEEE802.11ac VHT40 CH62 5310MHz Tx
 M/N : RZ09-0116

No.	Freq. (MHz)	Ant. Factor (dB/m)	Cable Loss (dB)	AMP factor (dB)	Reading (dBuV)	Emission Level (dBuV/m)	Limits (dBuV/m)	Margin (dB)	Remark
1	5300.440	33.68	9.08	35.70	74.15	81.21	74.00	-7.21	Peak
2	5350.000	33.76	9.13	35.70	42.10	49.29	74.00	24.71	Peak
3	5460.000	33.94	9.25	35.70	42.12	49.61	74.00	24.39	Peak

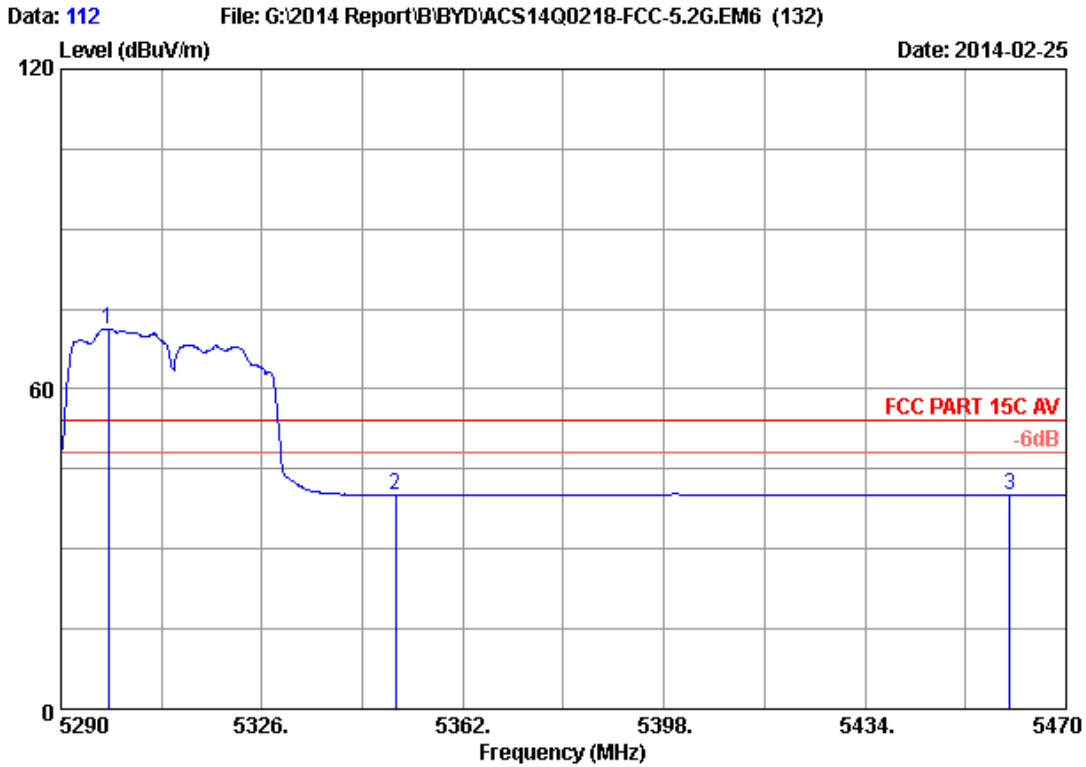
Remarks: 1. Emission Level= Antenna Factor + Cable Loss + Reading - Amp Factor
 2. The emission levels that are 20dB below the official limit are not reported.



Site no. : 3m Chamber Data no. : 111
 Dis. / Ant. : 3m 2013 3115 (4580) Ant. pol. : VERTICAL
 Limit : FCC PART 15C AV
 Env. / Ins. : 24°C/56% Engineer : Leo-Li
 EUT : Notebook
 Power Rating : DC 19V From Adapter Input AC 120V/60Hz
 Test Mode : IEEE802.11ac VHT40 CH62 5310MHz Tx
 M/N : RZ09-0116

No.	Freq. (MHz)	Ant. Factor (dB/m)	Cable Loss (dB)	AMP factor (dB)	Reading (dBuV)	Emission Level (dBuV/m)	Limits (dBuV/m)	Margin (dB)	Remark
1	5317.540	33.71	9.10	35.70	63.34	70.45	54.00	-16.45	Average
2	5350.000	33.76	9.13	35.70	33.05	40.24	54.00	13.76	Average
3	5460.000	33.94	9.25	35.70	32.70	40.19	54.00	13.81	Average

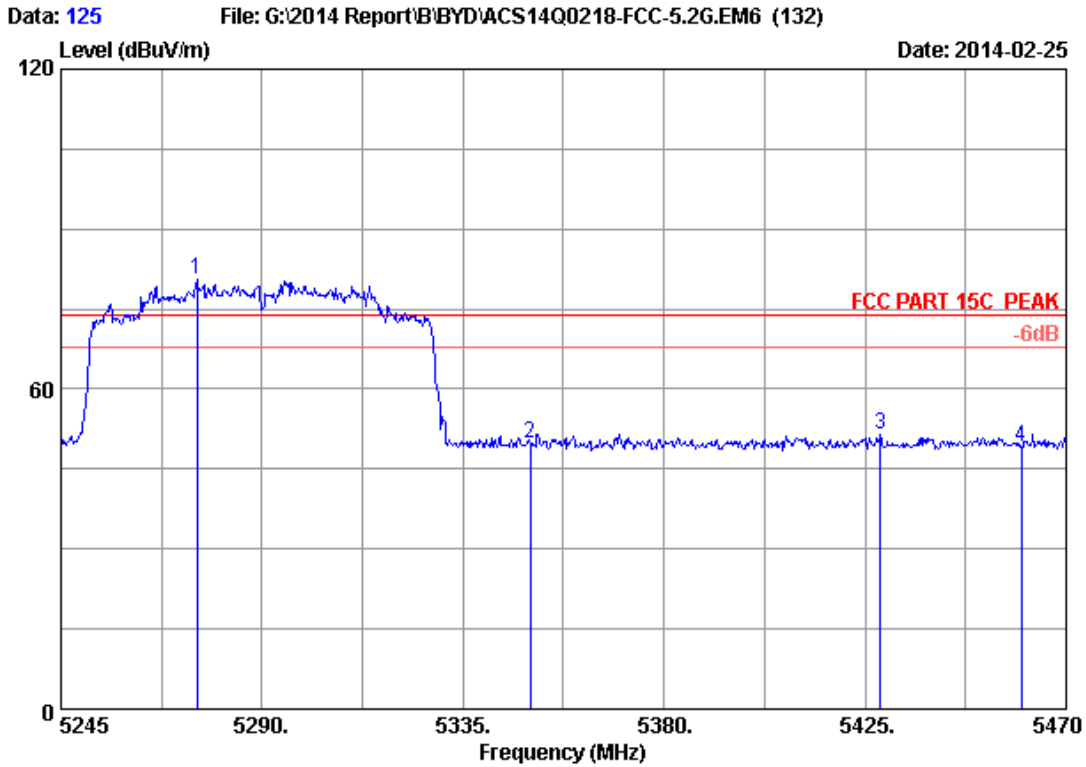
Remarks: 1. Emission Level= Antenna Factor + Cable Loss + Reading - Amp Factor
 2. The emission levels that are 20dB below the official limit are not reported.



Site no. : 3m Chamber Data no. : 112
 Dis. / Ant. : 3m 2013 3115 (4580) Ant. pol. : HORIZONTAL
 Limit : FCC PART 15C AV
 Env. / Ins. : 24°C/56% Engineer : Leo-Li
 EUT : Notebook
 Power Rating : DC 19V From Adapter Input AC 120V/60Hz
 Test Mode : IEEE802.11ac VHT40 CH62 5310MHz Tx
 M/N : RZ09-0116

No.	Freq. (MHz)	Ant. Factor (dB/m)	Cable Loss (dB)	AMP factor (dB)	Reading (dBuV)	Emission Level (dBuV/m)	Limits (dBuV/m)	Margin (dB)	Remark
1	5298.460	33.68	9.08	35.70	64.30	71.36	54.00	-17.36	Average
2	5350.000	33.76	9.13	35.70	32.95	40.14	54.00	13.86	Average
3	5460.000	33.94	9.25	35.70	32.70	40.19	54.00	13.81	Average

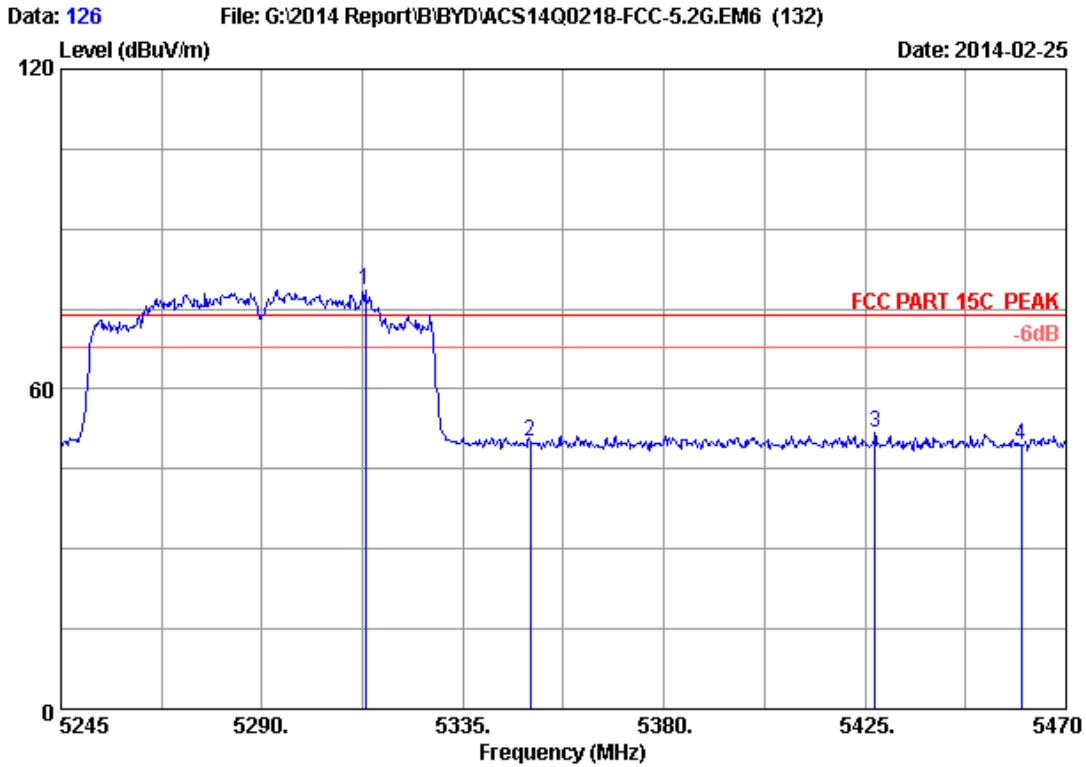
Remarks: 1. Emission Level= Antenna Factor + Cable Loss + Reading - Amp Factor
 2. The emission levels that are 20dB below the official limit are not reported.



Site no. : 3m Chamber Data no. : 125
 Dis. / Ant. : 3m 2013 3115 (4580) Ant. pol. : HORIZONTAL
 Limit : FCC PART 15C PEAK
 Env. / Ins. : 24°C/56% Engineer : Leo-Li
 EUT : Notebook
 Power Rating : DC 19V From Adapter Input AC 120V/60Hz
 Test Mode : IEEE802.11ac VHT80 CH58 5290MHz Tx
 M/N : RZ09-0116

No.	Freq. (MHz)	Ant. Factor (dB/m)	Cable Loss (dB)	AMP factor (dB)	Reading (dBuV)	Emission Level (dBuV/m)	Limits (dBuV/m)	Margin (dB)	Remark
1	5275.375	33.64	9.05	35.70	73.42	80.41	74.00	-6.41	Peak
2	5350.000	33.76	9.13	35.70	42.57	49.76	74.00	24.24	Peak
3	5428.375	33.89	9.21	35.70	44.09	51.49	74.00	22.51	Peak
4	5460.000	33.94	9.25	35.70	41.63	49.12	74.00	24.88	Peak

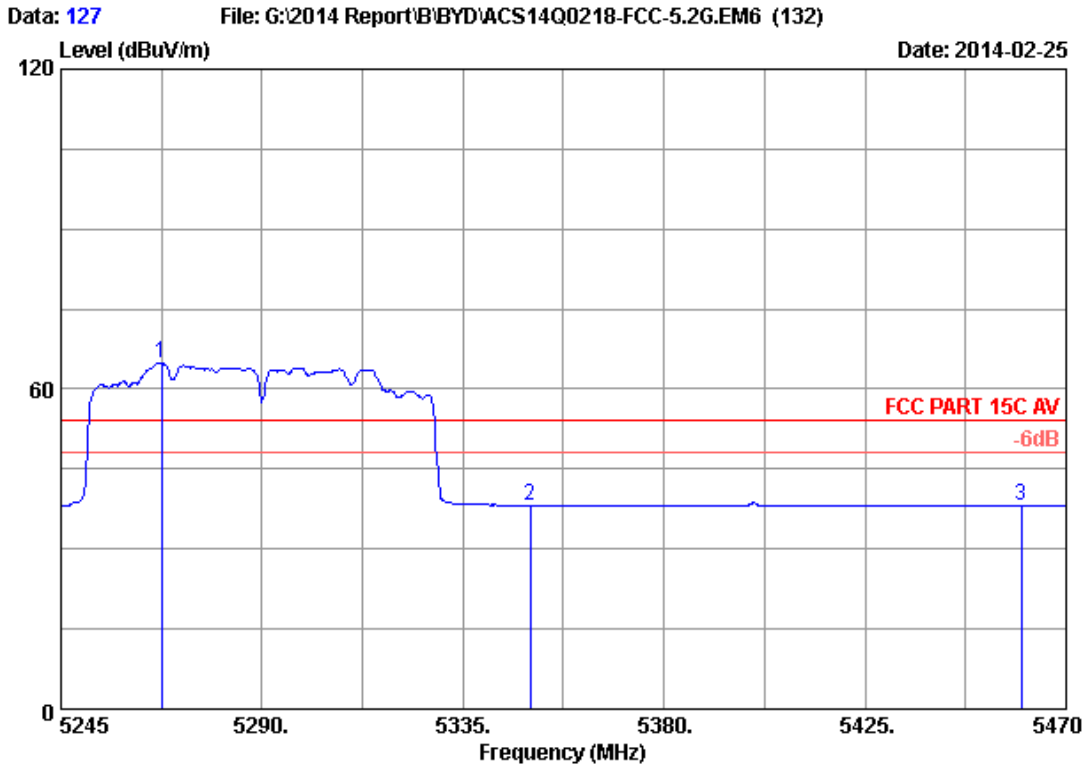
Remarks: 1. Emission Level= Antenna Factor + Cable Loss + Reading
 -Amp Factor
 2. The emission levels that are 20dB below the official
 limit are not reported.



Site no. : 3m Chamber Data no. : 126
 Dis. / Ant. : 3m 2013 3115 (4580) Ant. pol. : VERTICAL
 Limit : FCC PART 15C PEAK
 Env. / Ins. : 24°C/56% Engineer : Leo-Li
 EUT : Notebook
 Power Rating : DC 19V From Adapter Input AC 120V/60Hz
 Test Mode : IEEE802.11ac VHT80 CH58 5290MHz Tx
 M/N : RZ09-0116

No.	Freq. (MHz)	Ant. Factor (dB/m)	Cable Loss (dB)	AMP factor (dB)	Reading (dBuV)	Emission Level (dBuV/m)	Limits (dBuV/m)	Margin (dB)	Remark
1	5313.175	33.70	9.09	35.70	71.60	78.69	74.00	-4.69	Peak
2	5350.000	33.76	9.13	35.70	42.79	49.98	74.00	24.02	Peak
3	5427.250	33.88	9.21	35.70	44.40	51.79	74.00	22.21	Peak
4	5460.000	33.94	9.25	35.70	41.92	49.41	74.00	24.59	Peak

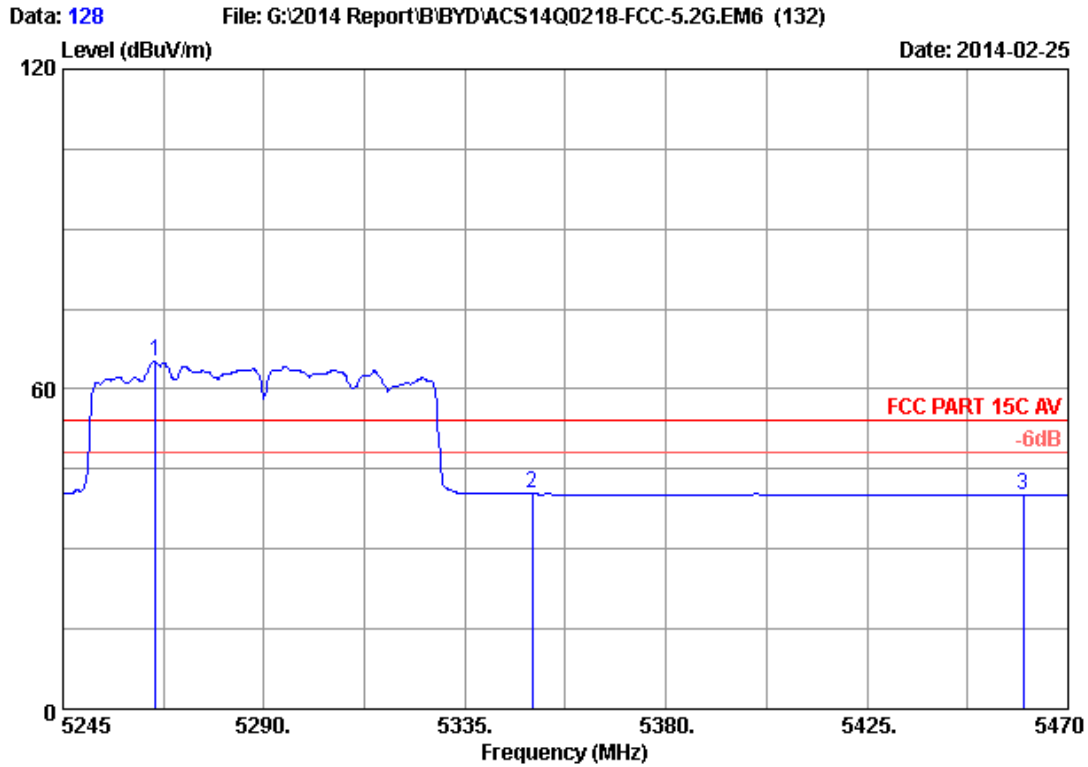
Remarks: 1. Emission Level= Antenna Factor + Cable Loss + Reading - Amp Factor
 2. The emission levels that are 20dB below the official limit are not reported.



Site no. : 3m Chamber Data no. : 127
 Dis. / Ant. : 3m 2013 3115 (4580) Ant. pol. : VERTICAL
 Limit : FCC PART 15C AV
 Env. / Ins. : 24°C/56% Engineer : Leo-Li
 EUT : Notebook
 Power Rating : DC 19V From Adapter Input AC 120V/60Hz
 Test Mode : IEEE802.11ac VHT80 CH58 5290MHz Tx
 M/N : RZ09-0116

No.	Freq. (MHz)	Ant. Factor (dB/m)	Cable Loss (dB)	AMP factor (dB)	Reading (dBuV)	Emission Level (dBuV/m)	Limits (dBuV/m)	Margin (dB)	Remark
1	5267.500	33.63	9.05	35.70	57.79	64.77	54.00	-10.77	Average
2	5350.000	33.76	9.13	35.70	31.02	38.21	54.00	15.79	Average
3	5460.000	33.94	9.25	35.70	30.71	38.20	54.00	15.80	Average

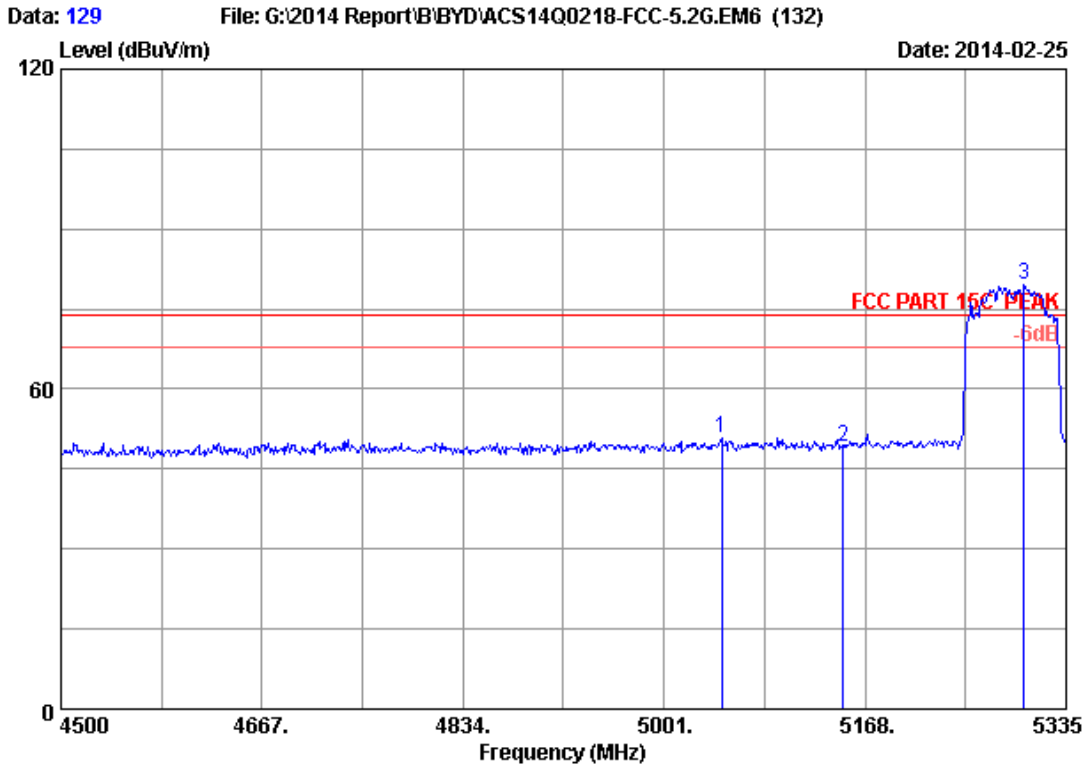
Remarks: 1. Emission Level= Antenna Factor + Cable Loss + Reading - Amp Factor
 2. The emission levels that are 20dB below the official limit are not reported.



Site no. : 3m Chamber Data no. : 128
 Dis. / Ant. : 3m 2013 3115 (4580) Ant. pol. : HORIZONTAL
 Limit : FCC PART 15C AV
 Env. / Ins. : 24°C/56% Engineer : Leo-Li
 EUT : Notebook
 Power Rating : DC 19V From Adapter Input AC 120V/60Hz
 Test Mode : IEEE802.11ac VHT80 CH58 5290MHz Tx
 M/N : RZ09-0116

No.	Freq. (MHz)	Ant. Factor (dB/m)	Cable Loss (dB)	AMP factor (dB)	Reading (dBuV)	Emission Level (dBuV/m)	Limits (dBuV/m)	Margin (dB)	Remark
1	5265.700	33.63	9.04	35.70	58.12	65.09	54.00	-11.09	Average
2	5350.000	33.76	9.13	35.70	33.18	40.37	54.00	13.63	Average
3	5460.000	33.94	9.25	35.70	32.70	40.19	54.00	13.81	Average

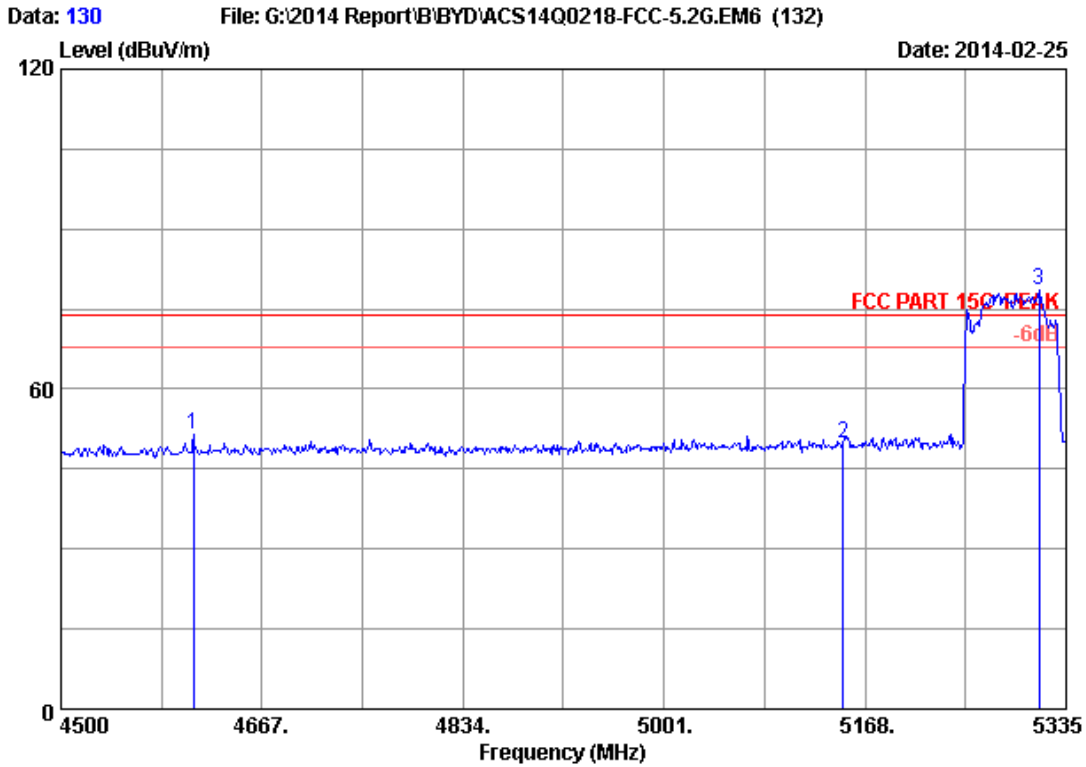
Remarks: 1. Emission Level= Antenna Factor + Cable Loss + Reading - Amp Factor
 2. The emission levels that are 20dB below the official limit are not reported.



Site no. : 3m Chamber Data no. : 129
 Dis. / Ant. : 3m 2013 3115 (4580) Ant. pol. : HORIZONTAL
 Limit : FCC PART 15C PEAK
 Env. / Ins. : 24°C/56% Engineer : Leo-Li
 EUT : Notebook
 Power Rating : DC 19V From Adapter Input AC 120V/60Hz
 Test Mode : IEEE802.11ac VHT80 CH58 5290MHz Tx
 M/N : RZ09-0116

No.	Freq. (MHz)	Ant. Factor (dB/m)	Cable Loss (dB)	AMP factor (dB)	Reading (dBuV)	Emission Level (dBuV/m)	Limits (dBuV/m)	Margin (dB)	Remark
1	5048.595	33.28	8.82	35.70	44.45	50.85	74.00	23.15	Peak
2	5150.000	33.44	8.92	35.70	42.39	49.05	74.00	24.95	Peak
3	5299.930	33.68	9.08	35.70	72.42	79.48	74.00	-5.48	Peak

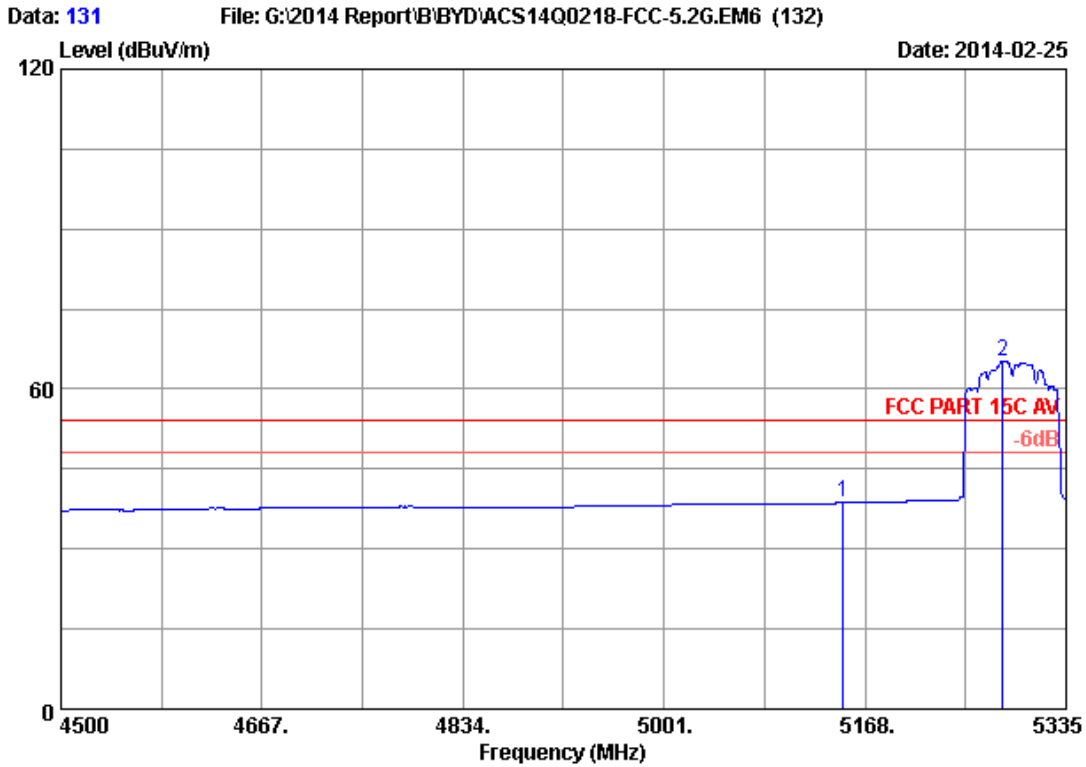
Remarks: 1. Emission Level= Antenna Factor + Cable Loss + Reading - Amp Factor
 2. The emission levels that are 20dB below the official limit are not reported.



Site no. : 3m Chamber Data no. : 130
 Dis. / Ant. : 3m 2013 3115 (4580) Ant. pol. : VERTICAL
 Limit : FCC PART 15C PEAK
 Env. / Ins. : 24°C/56% Engineer : Leo-Li
 EUT : Notebook
 Power Rating : DC 19V From Adapter Input AC 120V/60Hz
 Test Mode : IEEE802.11ac VHT80 CH58 5290MHz Tx
 M/N : RZ09-0116

No.	Freq. (MHz)	Ant. Factor (dB/m)	Cable Loss (dB)	AMP factor (dB)	Reading (dBuV)	Emission Level (dBuV/m)	Limits (dBuV/m)	Margin (dB)	Remark
1	4610.220	32.50	8.36	35.70	46.22	51.38	74.00	22.62	Peak
2	5150.000	33.44	8.92	35.70	43.31	49.97	74.00	24.03	Peak
3	5312.455	33.70	9.09	35.70	71.51	78.60	74.00	-4.60	Peak

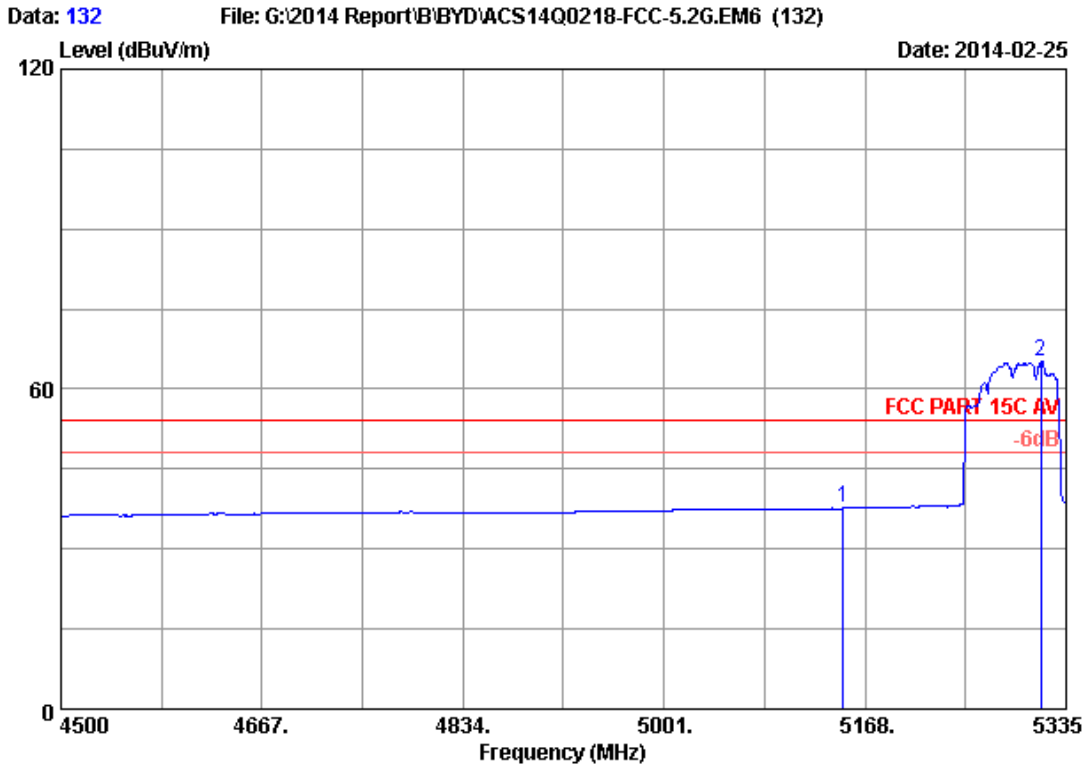
Remarks: 1. Emission Level= Antenna Factor + Cable Loss + Reading -Amp Factor
 2. The emission levels that are 20dB below the official limit are not reported.



Site no. : 3m Chamber Data no. : 131
 Dis. / Ant. : 3m 2013 3115 (4580) Ant. pol. : VERTICAL
 Limit : FCC PART 15C AV
 Env. / Ins. : 24°C/56% Engineer : Leo-Li
 EUT : Notebook
 Power Rating : DC 19V From Adapter Input AC 120V/60Hz
 Test Mode : IEEE802.11ac VHT80 CH58 5290MHz Tx
 M/N : RZ09-0116

No.	Freq. (MHz)	Ant. Factor (dB/m)	Cable Loss (dB)	AMP factor (dB)	Reading (dBuV)	Emission Level (dBuV/m)	Limits (dBuV/m)	Margin (dB)	Remark
1	5150.000	33.44	8.92	35.70	31.97	38.63	54.00	15.37	Average
2	5282.395	33.65	9.06	35.70	58.31	65.32	54.00	-11.32	Average

Remarks: 1. Emission Level= Antenna Factor + Cable Loss + Reading - Amp Factor
 2. The emission levels that are 20dB below the official limit are not reported.

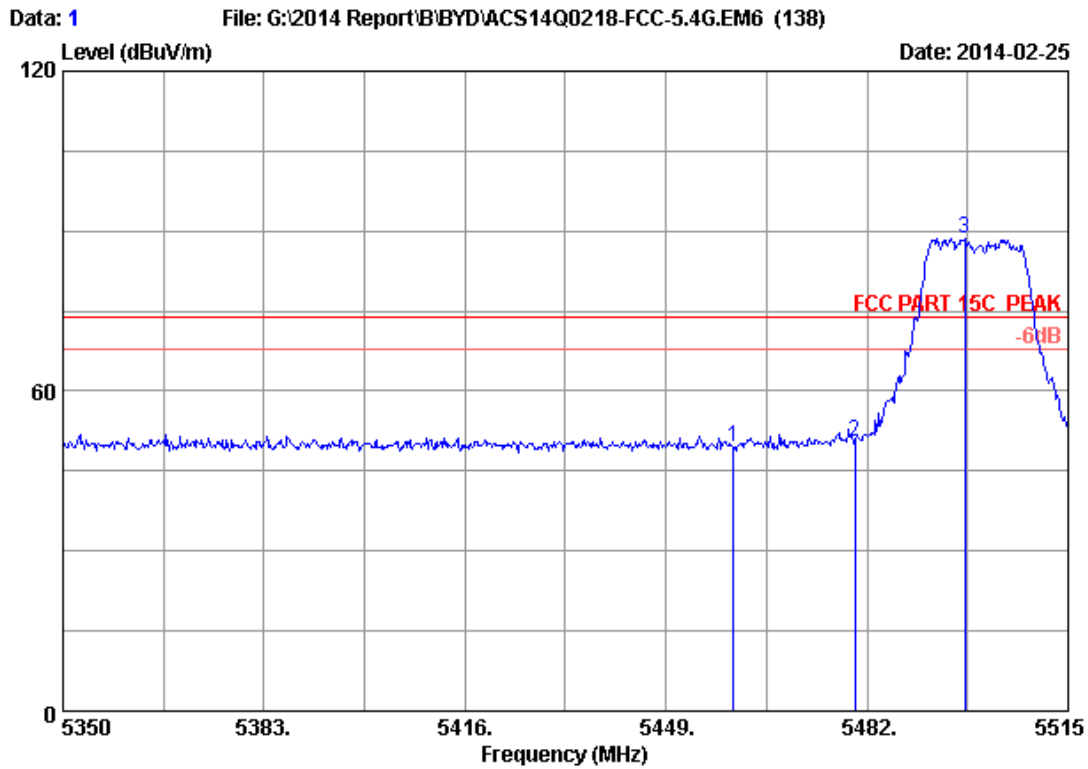


Site no. : 3m Chamber Data no. : 132
 Dis. / Ant. : 3m 2013 3115 (4580) Ant. pol. : HORIZONTAL
 Limit : FCC PART 15C AV
 Env. / Ins. : 24°C/56% Engineer : Leo-Li
 EUT : Notebook
 Power Rating : DC 19V From Adapter Input AC 120V/60Hz
 Test Mode : IEEE802.11ac VHT80 CH58 5290MHz Tx
 M/N : RZ09-0116

No.	Freq. (MHz)	Ant. Factor (dB/m)	Cable Loss (dB)	AMP factor (dB)	Reading (dBuV)	Emission Level (dBuV/m)	Limits (dBuV/m)	Margin (dB)	Remark
1	5150.000	33.44	8.92	35.70	30.95	37.61	54.00	16.39	Average
2	5314.125	33.70	9.09	35.70	58.02	65.11	54.00	-11.11	Average

Remarks: 1. Emission Level= Antenna Factor + Cable Loss + Reading - Amp Factor
 2. The emission levels that are 20dB below the official limit are not reported.

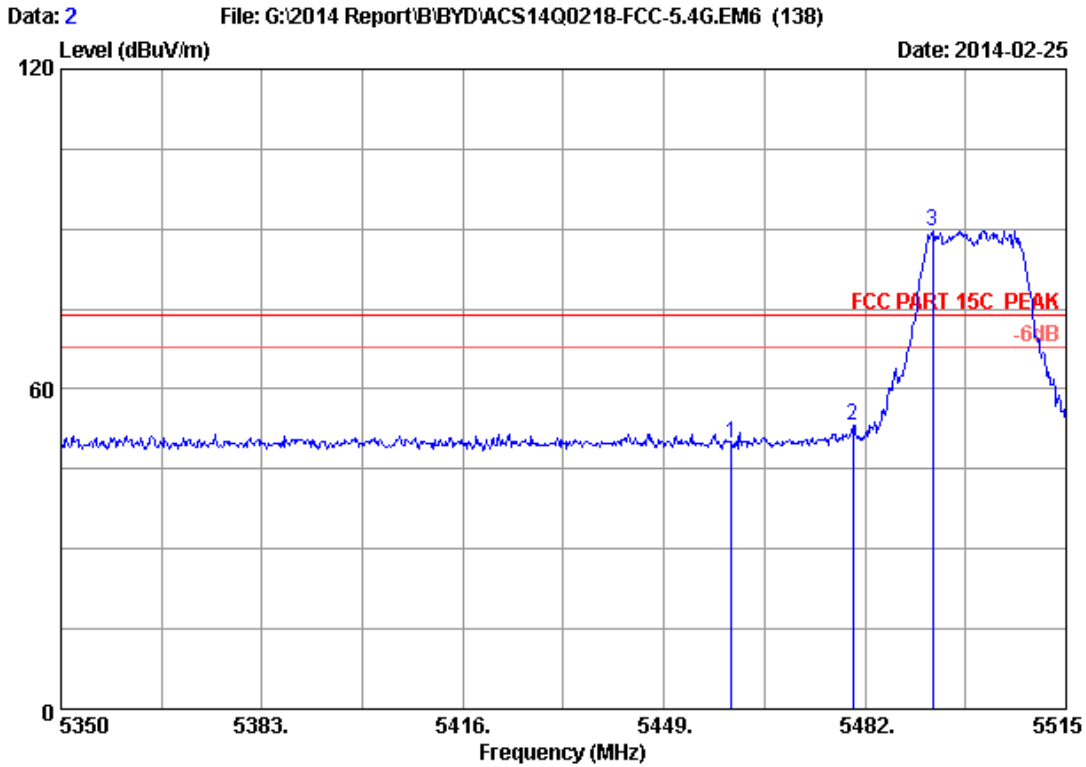
5470-5725MHz:



Site no. : 3m Chamber Data no. : 1
 Dis. / Ant. : 3m 2013 3115 (4580) Ant. pol. : HORIZONTAL
 Limit : FCC PART 15C PEAK
 Env. / Ins. : 24°C/56% Engineer : Leo-Li
 EUT : Notebook
 Power Rating : DC 19V From Adapter Input AC 120V/60Hz
 Test Mode : IEEE802.11a CH100 5500MHz Tx
 M/N : RZ09-0116

No.	Freq. (MHz)	Ant. Factor (dB/m)	Cable Loss (dB)	AMP factor (dB)	Reading (dBuV)	Emission Level (dBuV/m)	Limits (dBuV/m)	Margin (dB)	Remark
1	5460.000	33.94	9.25	35.70	42.02	49.51	74.00	24.49	Peak
2	5480.000	33.97	9.27	35.70	43.05	50.59	74.00	23.41	Peak
3	5498.005	34.00	9.29	35.70	80.99	88.58	74.00	-14.58	Peak

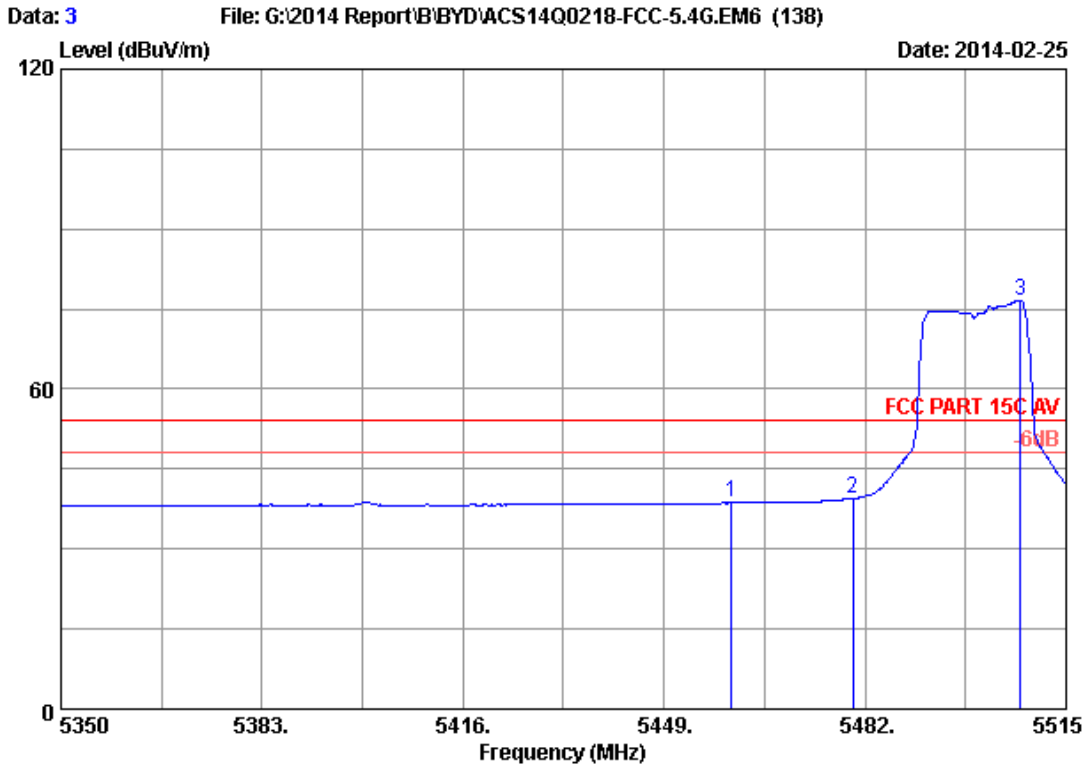
Remarks: 1. Emission Level= Antenna Factor + Cable Loss + Reading - Amp Factor
 2. The emission levels that are 20dB below the official limit are not reported.



Site no. : 3m Chamber Data no. : 2
 Dis. / Ant. : 3m 2013 3115 (4580) Ant. pol. : VERTICAL
 Limit : FCC PART 15C PEAK
 Env. / Ins. : 24°C/56% Engineer : Leo-Li
 EUT : Notebook
 Power Rating : DC 19V From Adapter Input AC 120V/60Hz
 Test Mode : IEEE802.11a CH100 5500MHz Tx
 M/N : RZ09-0116

No.	Freq. (MHz)	Ant. Factor (dB/m)	Cable Loss (dB)	AMP factor (dB)	Reading (dBuV)	Emission Level (dBuV/m)	Limits (dBuV/m)	Margin (dB)	Remark
1	5460.000	33.94	9.25	35.70	42.34	49.83	74.00	24.17	Peak
2	5480.000	33.97	9.27	35.70	45.65	53.19	74.00	20.81	Peak
3	5493.055	33.99	9.28	35.70	82.10	89.67	74.00	-15.67	Peak

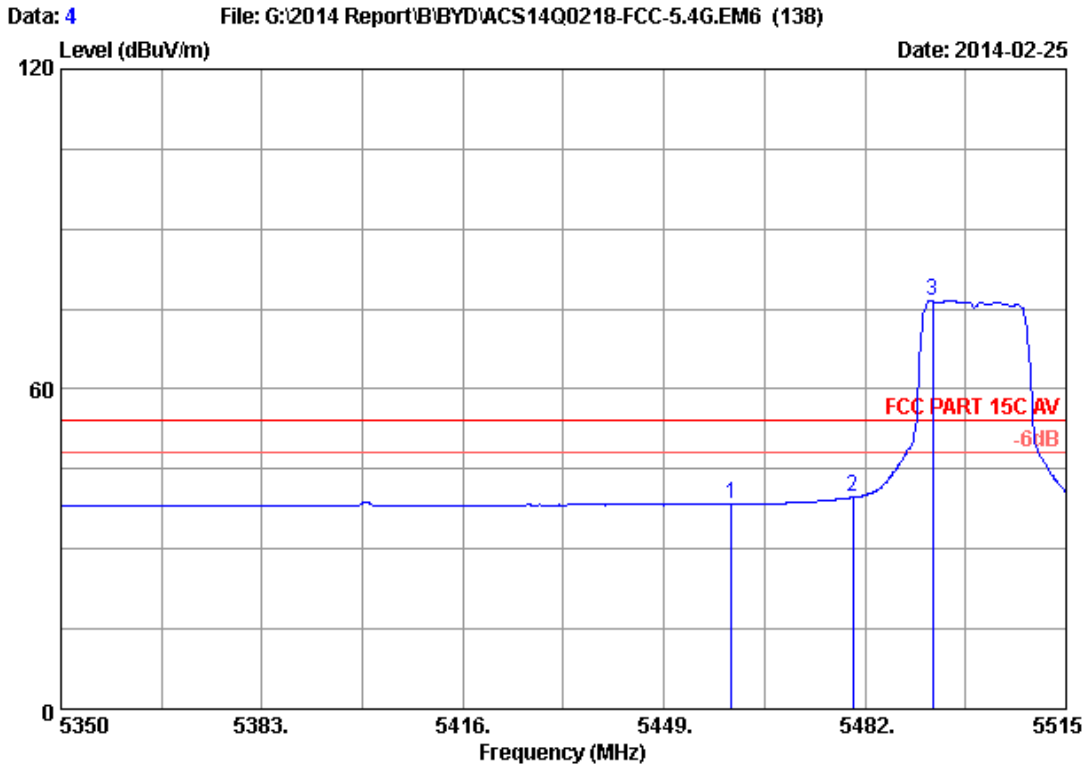
Remarks: 1. Emission Level= Antenna Factor + Cable Loss + Reading - Amp Factor
 2. The emission levels that are 20dB below the official limit are not reported.



Site no. : 3m Chamber Data no. : 3
 Dis. / Ant. : 3m 2013 3115 (4580) Ant. pol. : VERTICAL
 Limit : FCC PART 15C AV
 Env. / Ins. : 24°C/56% Engineer : Leo-Li
 EUT : Notebook
 Power Rating : DC 19V From Adapter Input AC 120V/60Hz
 Test Mode : IEEE802.11a CH100 5500MHz Tx
 M/N : RZ09-0116

No.	Freq. (MHz)	Ant. Factor (dB/m)	Cable Loss (dB)	AMP factor (dB)	Reading (dBuV)	Emission			Remark
						Level (dBuV/m)	Limits (dBuV/m)	Margin (dB)	
1	5460.000	33.94	9.25	35.70	31.14	38.63	54.00	15.37	Average
2	5480.000	33.97	9.27	35.70	31.96	39.50	54.00	14.50	Average
3	5507.575	34.00	9.30	35.70	69.02	76.62	54.00	-22.62	Average

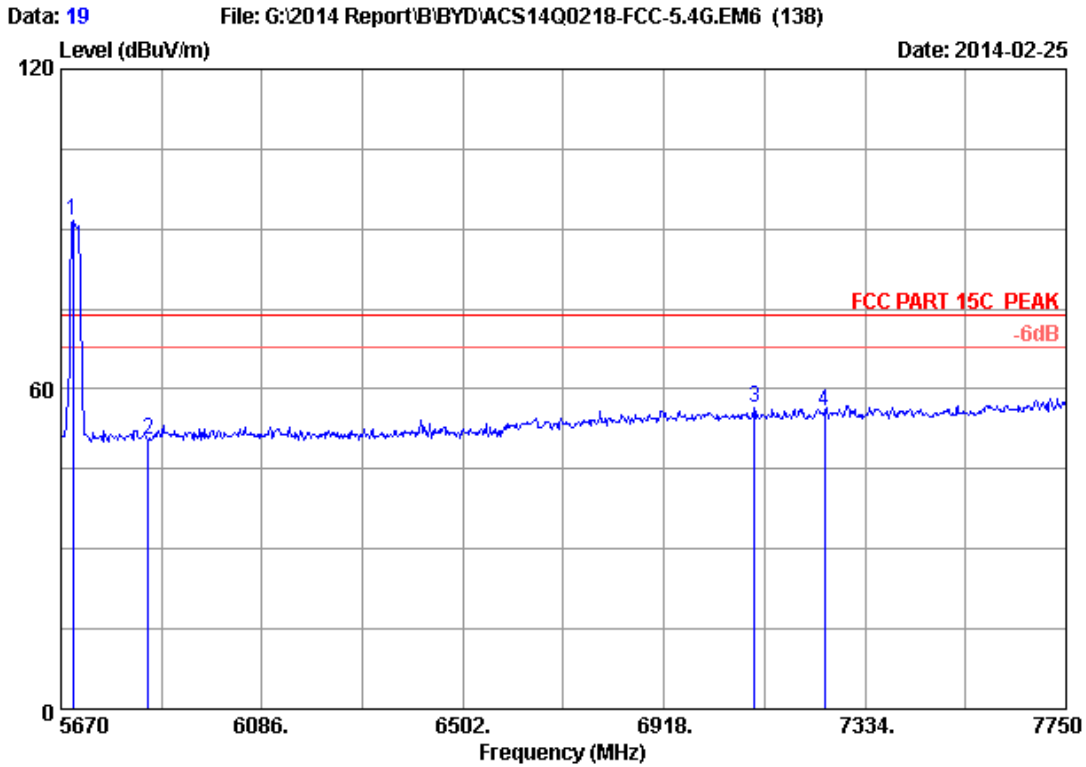
Remarks: 1. Emission Level= Antenna Factor + Cable Loss + Reading -Amp Factor
 2. The emission levels that are 20dB below the official limit are not reported.



Site no. : 3m Chamber Data no. : 4
 Dis. / Ant. : 3m 2013 3115 (4580) Ant. pol. : HORIZONTAL
 Limit : FCC PART 15C AV
 Env. / Ins. : 24°C/56% Engineer : Leo-Li
 EUT : Notebook
 Power Rating : DC 19V From Adapter Input AC 120V/60Hz
 Test Mode : IEEE802.11a CH100 5500MHz Tx
 M/N : RZ09-0116

No.	Freq. (MHz)	Ant. Factor (dB/m)	Cable Loss (dB)	AMP factor (dB)	Reading (dBuV)	Emission			Remark
						Level (dBuV/m)	Limits (dBuV/m)	Margin (dB)	
1	5460.000	33.94	9.25	35.70	30.84	38.33	54.00	15.67	Average
2	5480.000	33.97	9.27	35.70	32.16	39.70	54.00	14.30	Average
3	5493.055	33.99	9.28	35.70	69.03	76.60	54.00	-22.60	Average

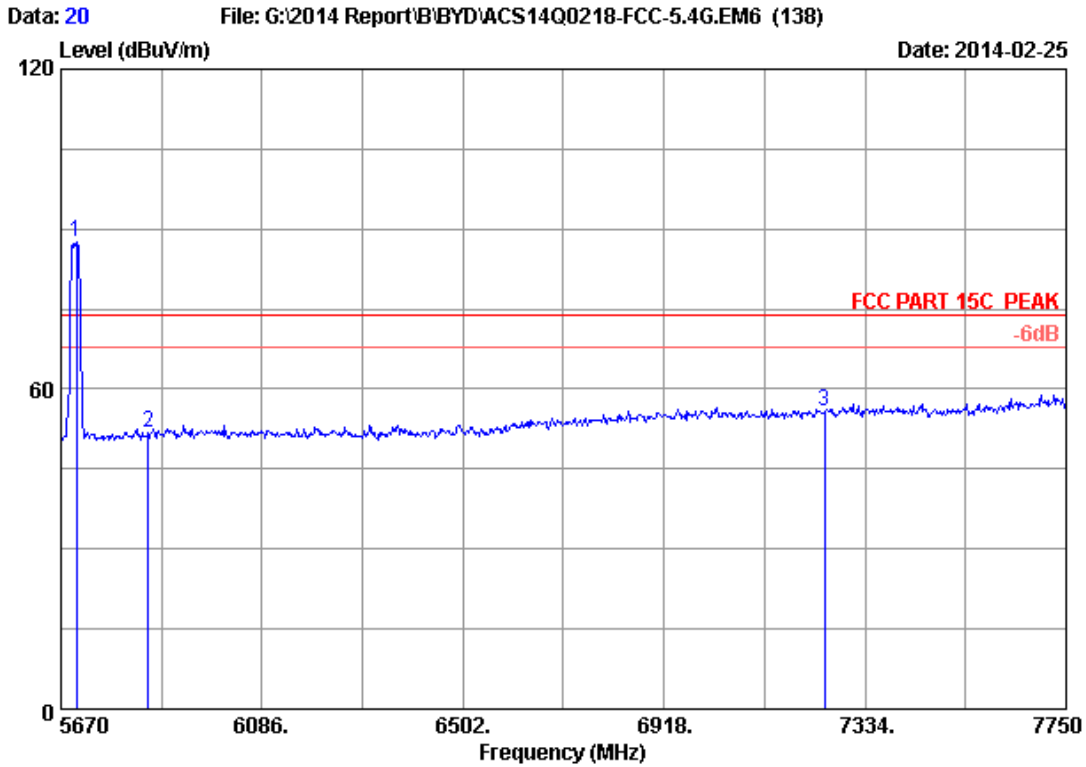
Remarks: 1. Emission Level= Antenna Factor + Cable Loss + Reading
 -Amp Factor
 2. The emission levels that are 20dB below the official
 limit are not reported.



Site no. : 3m Chamber Data no. : 19
 Dis. / Ant. : 3m 2013 3115 (4580) Ant. pol. : VERTICAL
 Limit : FCC PART 15C PEAK
 Env. / Ins. : 24°C/56% Engineer : Leo-Li
 EUT : Notebook
 Power Rating : DC 19V From Adapter Input AC 120V/60Hz
 Test Mode : IEEE802.11a CH140 5700MHz Tx
 M/N : RZ09-0116

No.	Freq. (MHz)	Ant. Factor (dB/m)	Cable Loss (dB)	AMP factor (dB)	Reading (dBuV)	Emission Level (dBuV/m)	Limits (dBuV/m)	Margin (dB)	Remark
1	5694.960	34.08	9.49	35.70	83.80	91.67	74.00	-17.67	Peak
2	5850.000	34.14	9.66	35.70	42.32	50.42	74.00	23.58	Peak
3	7105.200	35.73	10.92	35.48	45.16	56.33	74.00	17.67	Peak
4	7250.000	36.05	10.99	35.45	44.34	55.93	74.00	18.07	Peak

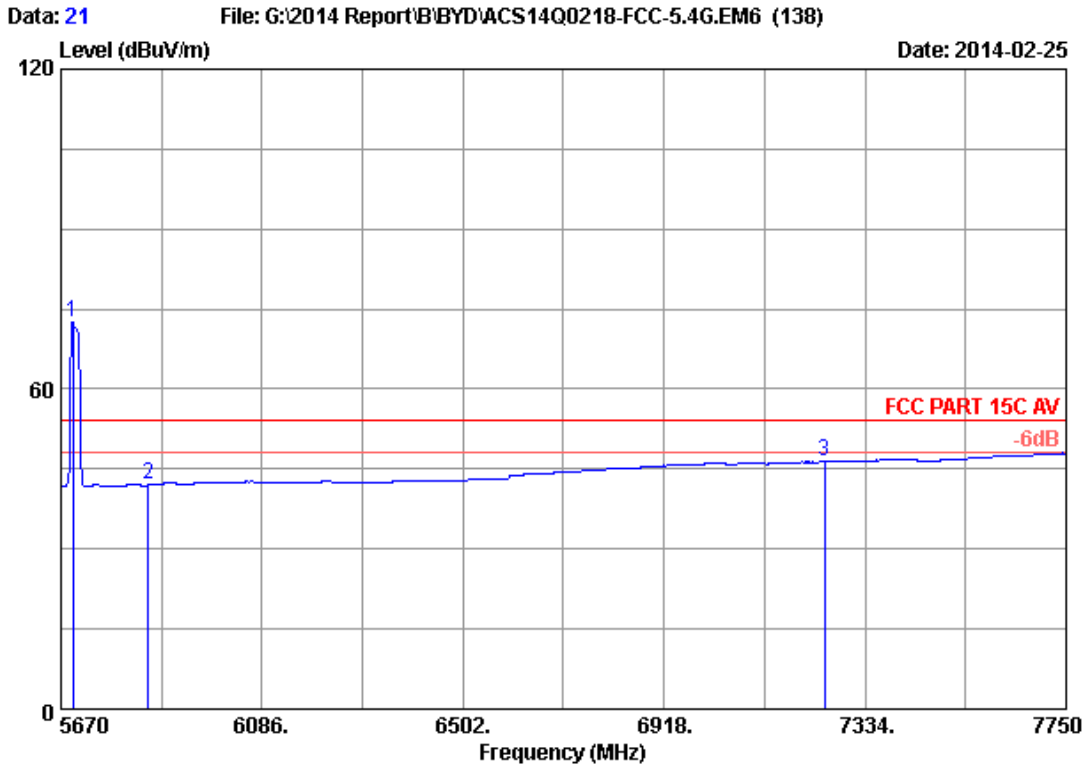
Remarks: 1. Emission Level= Antenna Factor + Cable Loss + Reading - Amp Factor
 2. The emission levels that are 20dB below the official limit are not reported.



Site no. : 3m Chamber Data no. : 20
 Dis. / Ant. : 3m 2013 3115 (4580) Ant. pol. : HORIZONTAL
 Limit : FCC PART 15C PEAK
 Env. / Ins. : 24°C/56% Engineer : Leo-Li
 EUT : Notebook
 Power Rating : DC 19V From Adapter Input AC 120V/60Hz
 Test Mode : IEEE802.11a CH140 5700MHz Tx
 M/N : RZ09-0116

No.	Freq. (MHz)	Ant. Factor (dB/m)	Cable Loss (dB)	AMP factor (dB)	Reading (dBuV)	Emission Level (dBuV/m)	Limits (dBuV/m)	Margin (dB)	Remark
1	5701.200	34.08	9.50	35.70	79.71	87.59	74.00	-13.59	Peak
2	5850.000	34.14	9.66	35.70	43.69	51.79	74.00	22.21	Peak
3	7250.000	36.05	10.99	35.45	44.16	55.75	74.00	18.25	Peak

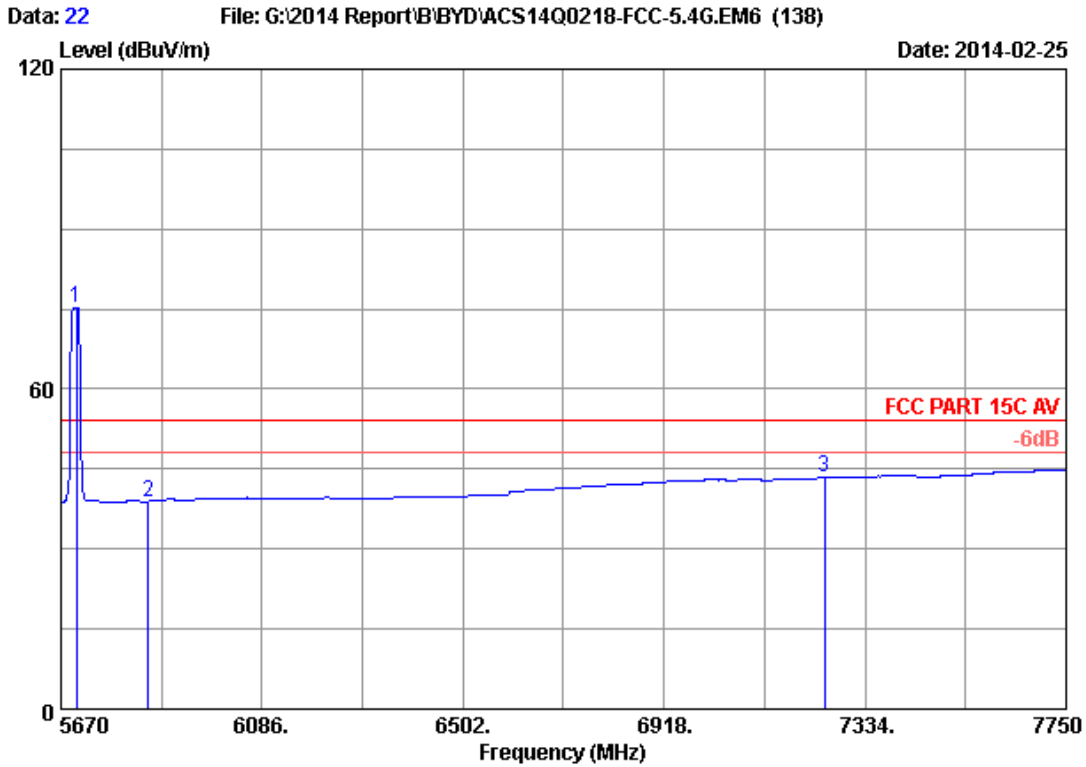
Remarks: 1. Emission Level= Antenna Factor + Cable Loss + Reading - Amp Factor
 2. The emission levels that are 20dB below the official limit are not reported.



Site no. : 3m Chamber Data no. : 21
 Dis. / Ant. : 3m 2013 3115 (4580) Ant. pol. : HORIZONTAL
 Limit : FCC PART 15C AV
 Env. / Ins. : 24°C/56% Engineer : Leo-Li
 EUT : Notebook
 Power Rating : DC 19V From Adapter Input AC 120V/60Hz
 Test Mode : IEEE802.11a CH140 5700MHz Tx
 M/N : RZ09-0116

No.	Freq. (MHz)	Ant. Factor (dB/m)	Cable Loss (dB)	AMP factor (dB)	Reading (dBuV)	Emission			Remark
						Level (dBuV/m)	Limits (dBuV/m)	Margin (dB)	
1	5694.960	34.08	9.49	35.70	64.73	72.60	54.00	-18.60	Average
2	5850.000	34.14	9.66	35.70	33.89	41.99	54.00	12.01	Average
3	7250.000	36.05	10.99	35.45	34.80	46.39	54.00	7.61	Average

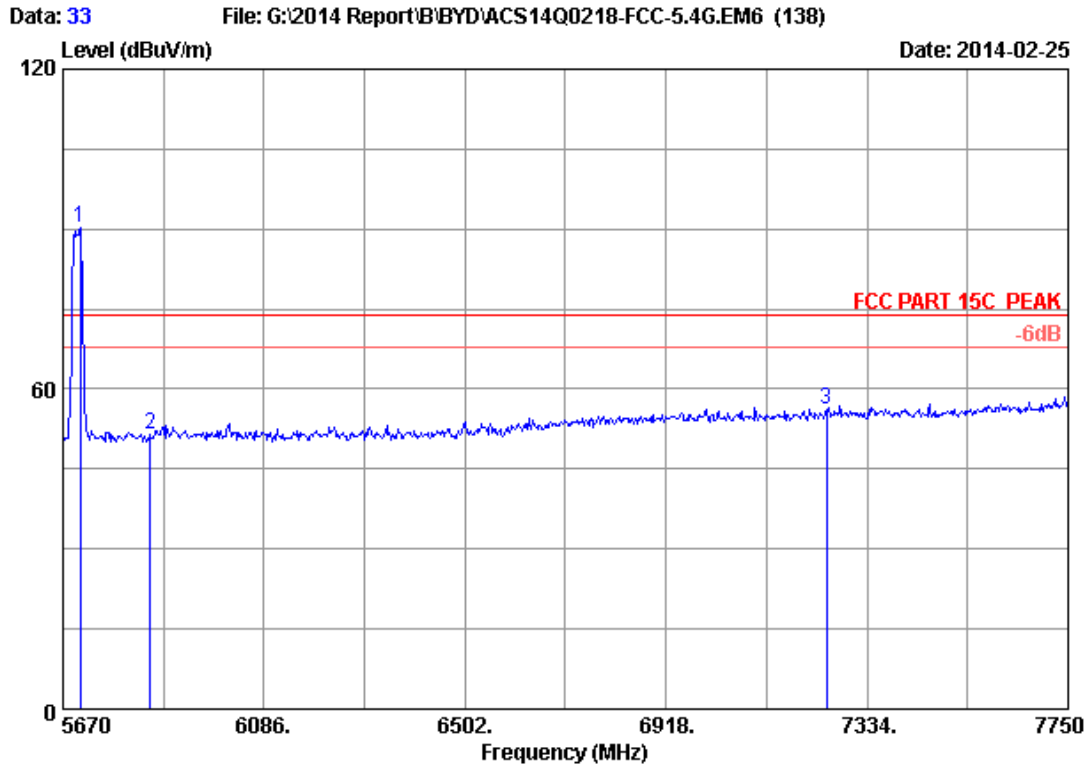
Remarks: 1. Emission Level= Antenna Factor + Cable Loss + Reading
 -Amp Factor
 2. The emission levels that are 20dB below the official
 limit are not reported.



Site no. : 3m Chamber Data no. : 22
 Dis. / Ant. : 3m 2013 3115 (4580) Ant. pol. : VERTICAL
 Limit : FCC PART 15C AV
 Env. / Ins. : 24°C/56% Engineer : Leo-Li
 EUT : Notebook
 Power Rating : DC 19V From Adapter Input AC 120V/60Hz
 Test Mode : IEEE802.11a CH140 5700MHz Tx
 M/N : RZ09-0116

No.	Freq. (MHz)	Ant. Factor (dB/m)	Cable Loss (dB)	AMP factor (dB)	Reading (dBuV)	Emission			Remark
						Level (dBuV/m)	Limits (dBuV/m)	Margin (dB)	
1	5701.200	34.08	9.50	35.70	67.34	75.22	54.00	-21.22	Average
2	5850.000	34.14	9.66	35.70	30.83	38.93	54.00	15.07	Average
3	7250.000	36.05	10.99	35.45	31.77	43.36	54.00	10.64	Average

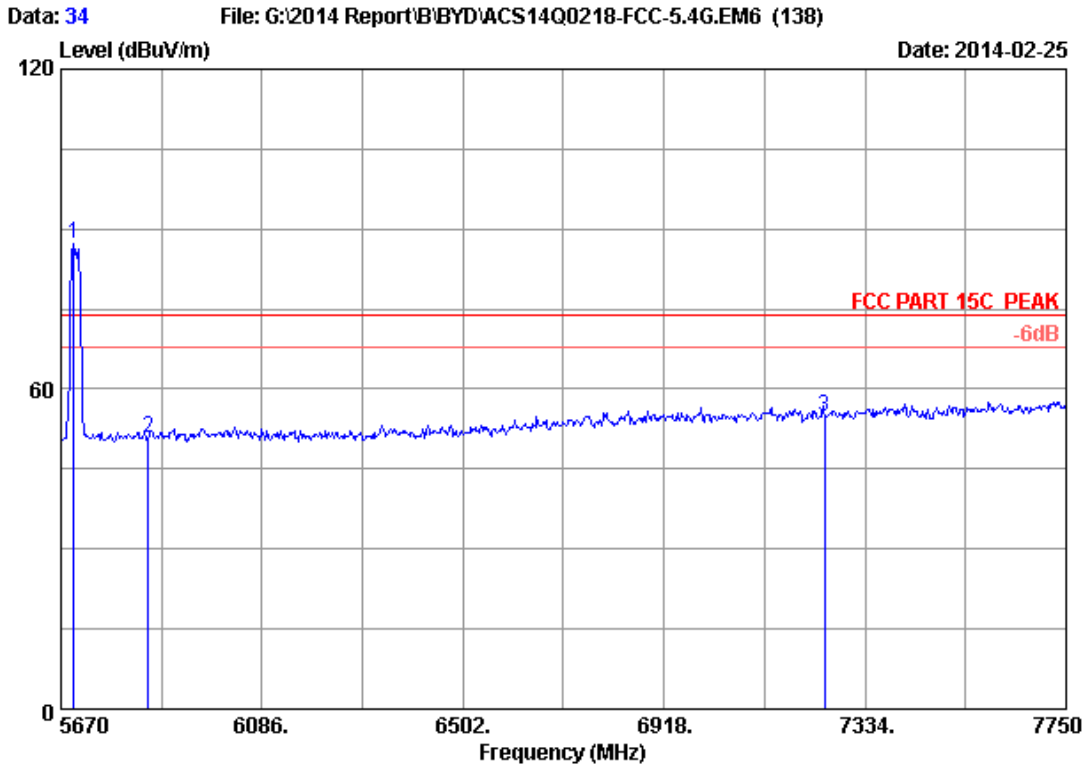
Remarks: 1. Emission Level= Antenna Factor + Cable Loss + Reading - Amp Factor
 2. The emission levels that are 20dB below the official limit are not reported.



Site no. : 3m Chamber Data no. : 33
 Dis. / Ant. : 3m 2013 3115 (4580) Ant. pol. : VERTICAL
 Limit : FCC PART 15C PEAK
 Env. / Ins. : 24°C/56% Engineer : Leo-Li
 EUT : Notebook
 Power Rating : DC 19V From Adapter Input AC 120V/60Hz
 Test Mode : IEEE802.11nHT20 CH140 5700MHz Tx
 M/N : RZ09-0116

No.	Freq. (MHz)	Ant. Factor (dB/m)	Cable Loss (dB)	AMP factor (dB)	Reading (dBuV)	Emission Level (dBuV/m)	Limits (dBuV/m)	Margin (dB)	Remark
1	5705.360	34.08	9.50	35.70	82.25	90.13	74.00	-16.13	Peak
2	5850.000	34.14	9.66	35.70	43.21	51.31	74.00	22.69	Peak
3	7250.000	36.05	10.99	35.45	44.55	56.14	74.00	17.86	Peak

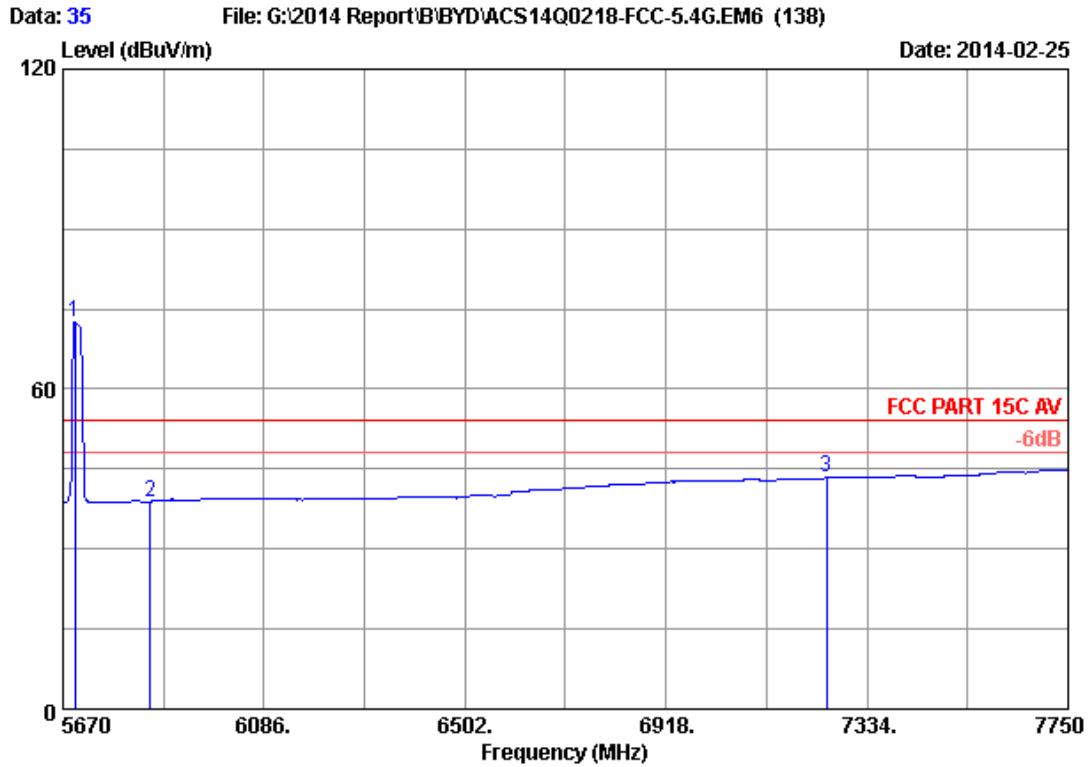
Remarks: 1. Emission Level= Antenna Factor + Cable Loss + Reading - Amp Factor
 2. The emission levels that are 20dB below the official limit are not reported.



Site no. : 3m Chamber Data no. : 34
 Dis. / Ant. : 3m 2013 3115 (4580) Ant. pol. : HORIZONTAL
 Limit : FCC PART 15C PEAK
 Env. / Ins. : 24°C/56% Engineer : Leo-Li
 EUT : Notebook
 Power Rating : DC 19V From Adapter Input AC 120V/60Hz
 Test Mode : IEEE802.11nHT20 CH140 5700MHz Tx
 M/N : RZ09-0116

No.	Freq. (MHz)	Ant. Factor (dB/m)	Cable Loss (dB)	AMP factor (dB)	Reading (dBuV)	Emission			Remark
						Level (dBuV/m)	Limits (dBuV/m)	Margin (dB)	
1	5697.040	34.08	9.50	35.70	79.29	87.17	74.00	-13.17	Peak
2	5850.000	34.14	9.66	35.70	42.70	50.80	74.00	23.20	Peak
3	7250.000	36.05	10.99	35.45	43.39	54.98	74.00	19.02	Peak

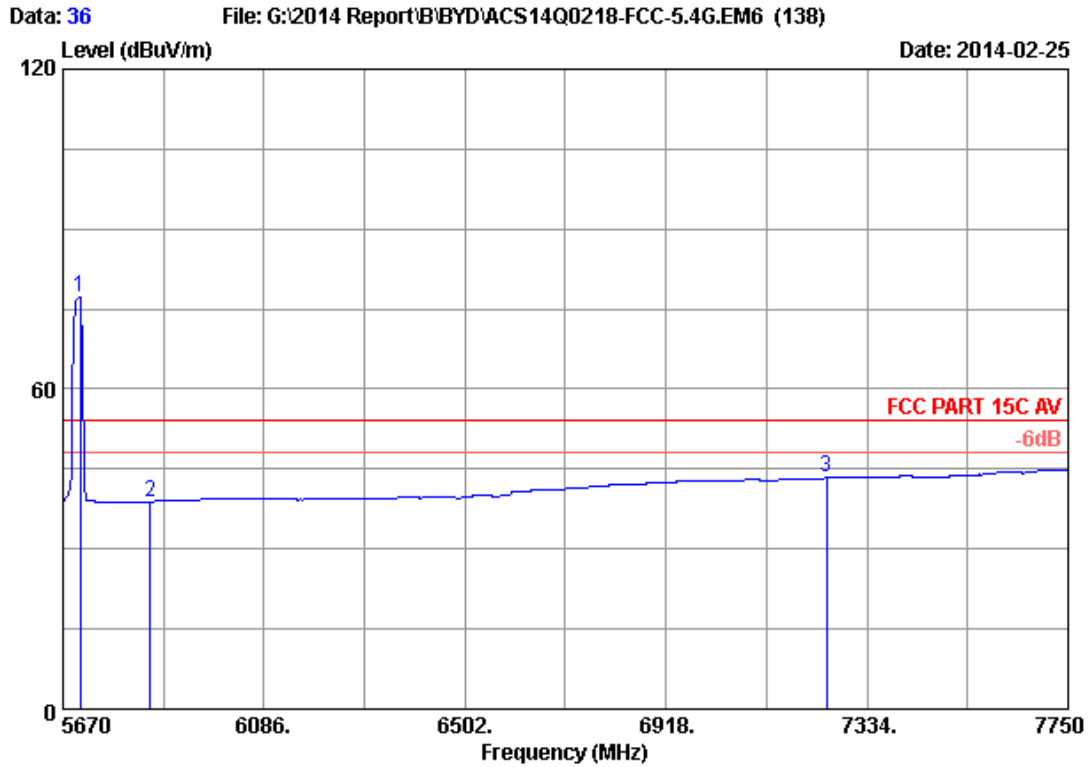
Remarks: 1. Emission Level= Antenna Factor + Cable Loss + Reading
 -Amp Factor
 2. The emission levels that are 20dB below the official
 limit are not reported.



Site no. : 3m Chamber Data no. : 35
 Dis. / Ant. : 3m 2013 3115 (4580) Ant. pol. : HORIZONTAL
 Limit : FCC PART 15C AV
 Env. / Ins. : 24°C/56% Engineer : Leo-Li
 EUT : Notebook
 Power Rating : DC 19V From Adapter Input AC 120V/60Hz
 Test Mode : IEEE802.11nHT20 CH140 5700MHz Tx
 M/N : RZ09-0116

No.	Freq. (MHz)	Ant. Factor (dB/m)	Cable Loss (dB)	AMP factor (dB)	Reading (dBuV)	Emission			Remark
						Level (dBuV/m)	Limits (dBuV/m)	Margin (dB)	
1	5694.960	34.08	9.49	35.70	64.70	72.57	54.00	-18.57	Average
2	5850.000	34.14	9.66	35.70	30.82	38.92	54.00	15.08	Average
3	7250.000	36.05	10.99	35.45	31.74	43.33	54.00	10.67	Average

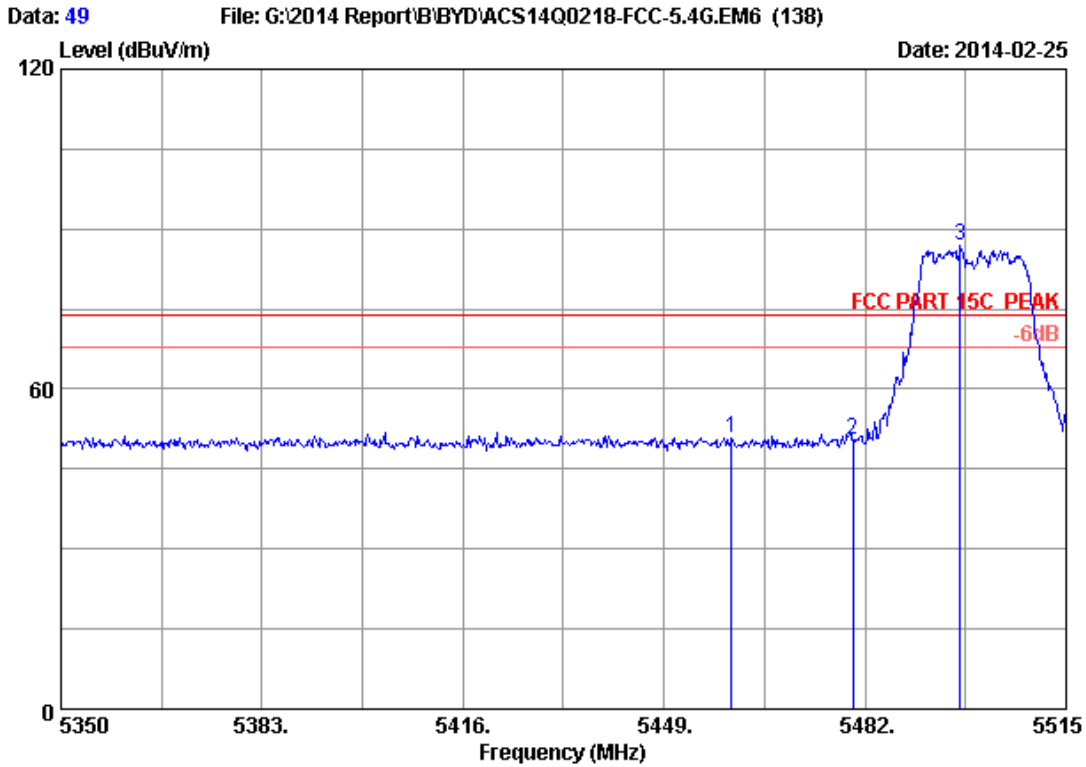
Remarks: 1. Emission Level= Antenna Factor + Cable Loss + Reading
 -Amp Factor
 2. The emission levels that are 20dB below the official
 limit are not reported.



Site no. : 3m Chamber Data no. : 36
 Dis. / Ant. : 3m 2013 3115 (4580) Ant. pol. : VERTICAL
 Limit : FCC PART 15C AV
 Env. / Ins. : 24°C/56% Engineer : Leo-Li
 EUT : Notebook
 Power Rating : DC 19V From Adapter Input AC 120V/60Hz
 Test Mode : IEEE802.11nHT20 CH140 5700MHz Tx
 M/N : RZ09-0116

No.	Freq. (MHz)	Ant. Factor (dB/m)	Cable Loss (dB)	AMP factor (dB)	Reading (dBuV)	Emission Level (dBuV/m)	Limits (dBuV/m)	Margin (dB)	Remark
1	5705.360	34.08	9.50	35.70	69.37	77.25	54.00	-23.25	Average
2	5850.000	34.14	9.66	35.70	30.76	38.86	54.00	15.14	Average
3	7250.000	36.05	10.99	35.45	31.72	43.31	54.00	10.69	Average

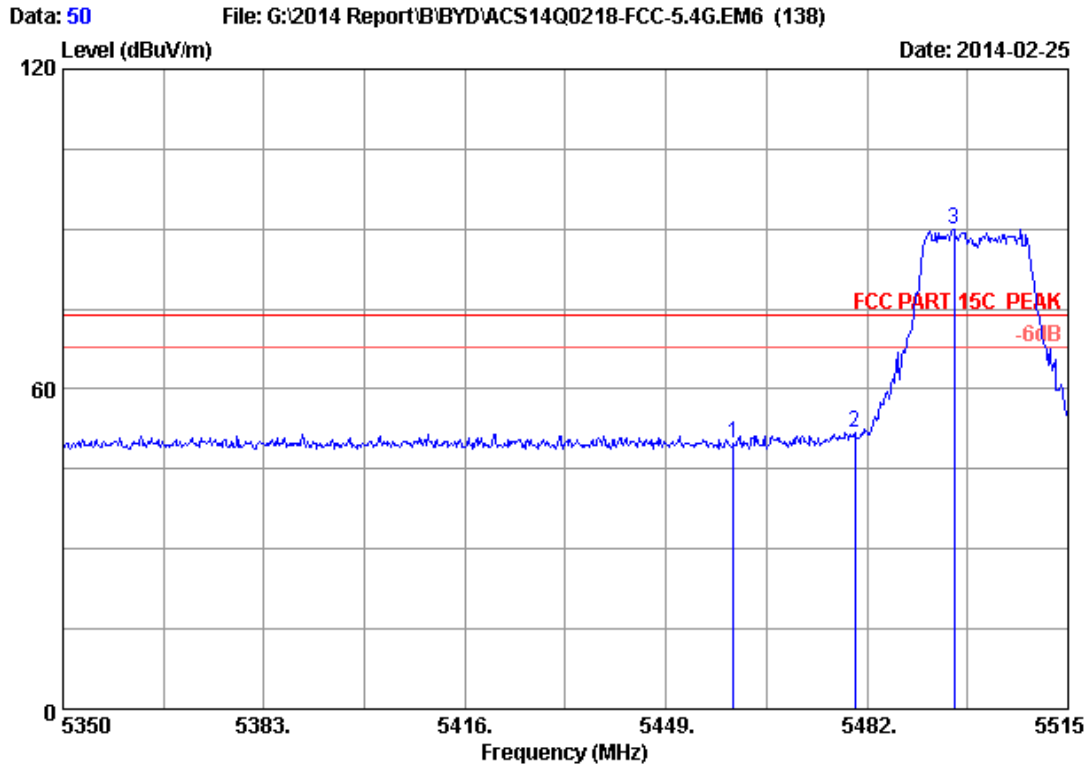
Remarks: 1. Emission Level= Antenna Factor + Cable Loss + Reading - Amp Factor
 2. The emission levels that are 20dB below the official limit are not reported.



Site no. : 3m Chamber Data no. : 49
 Dis. / Ant. : 3m 2013 3115 (4580) Ant. pol. : HORIZONTAL
 Limit : FCC PART 15C PEAK
 Env. / Ins. : 24°C/56% Engineer : Leo-Li
 EUT : Notebook
 Power Rating : DC 19V From Adapter Input AC 120V/60Hz
 Test Mode : IEEE802.11nHT20 CH100 5500MHz Tx
 M/N : RZ09-0116

No.	Freq. (MHz)	Ant. Factor (dB/m)	Cable Loss (dB)	AMP factor (dB)	Reading (dBuV)	Emission Level (dBuV/m)	Limits (dBuV/m)	Margin (dB)	Remark
1	5460.000	33.94	9.25	35.70	43.19	50.68	74.00	23.32	Peak
2	5480.000	33.97	9.27	35.70	42.92	50.46	74.00	23.54	Peak
3	5497.675	34.00	9.29	35.70	79.31	86.90	74.00	-12.90	Peak

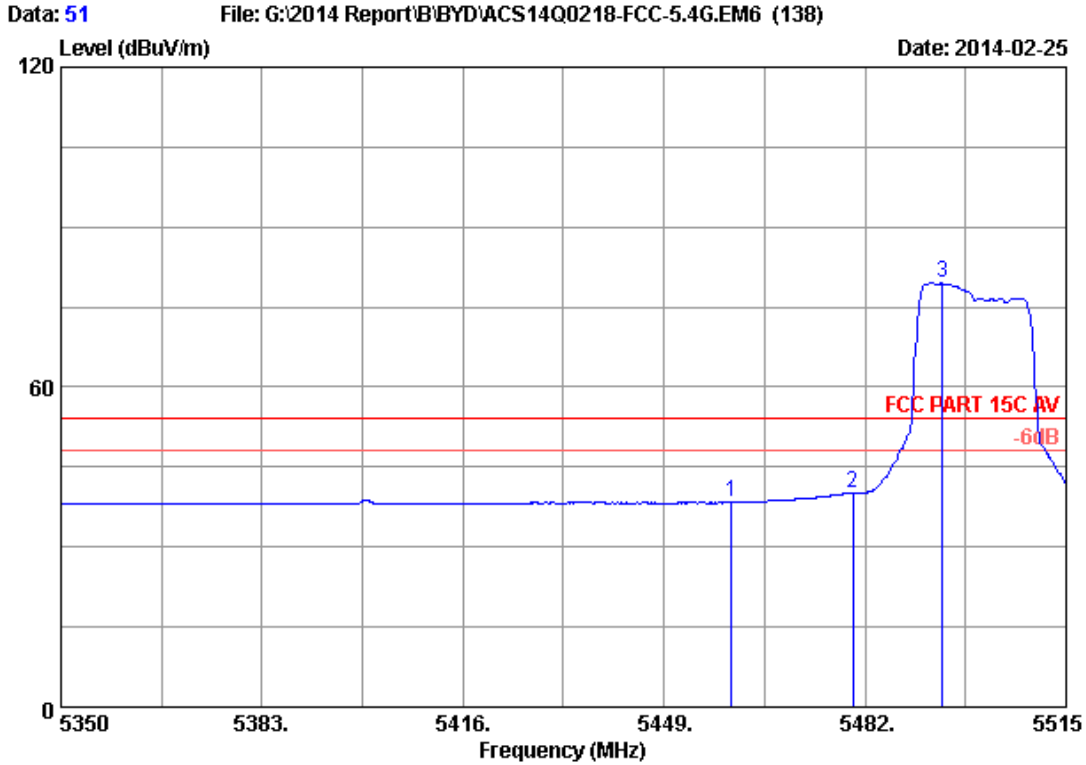
Remarks: 1. Emission Level= Antenna Factor + Cable Loss + Reading -Amp Factor
 2. The emission levels that are 20dB below the official limit are not reported.



Site no. : 3m Chamber Data no. : 50
 Dis. / Ant. : 3m 2013 3115 (4580) Ant. pol. : VERTICAL
 Limit : FCC PART 15C PEAK
 Env. / Ins. : 24°C/56% Engineer : Leo-Li
 EUT : Notebook
 Power Rating : DC 19V From Adapter Input AC 120V/60Hz
 Test Mode : IEEE802.11nHT20 CH100 5500MHz Tx
 M/N : RZ09-0116

No.	Freq. (MHz)	Ant. Factor (dB/m)	Cable Loss (dB)	AMP factor (dB)	Reading (dBuV)	Emission Level (dBuV/m)	Limits (dBuV/m)	Margin (dB)	Remark
1	5460.000	33.94	9.25	35.70	42.23	49.72	74.00	24.28	Peak
2	5480.000	33.97	9.27	35.70	44.32	51.86	74.00	22.14	Peak
3	5496.355	33.99	9.28	35.70	82.45	90.02	74.00	-16.02	Peak

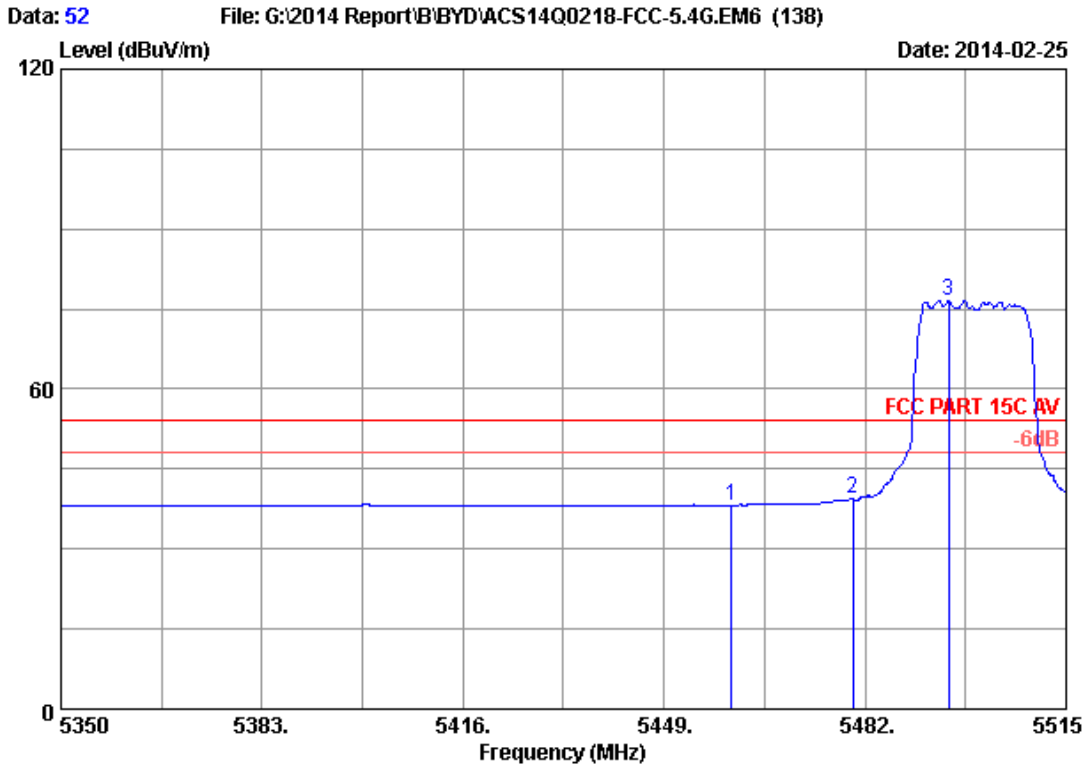
Remarks: 1. Emission Level= Antenna Factor + Cable Loss + Reading - Amp Factor
 2. The emission levels that are 20dB below the official limit are not reported.



Site no. : 3m Chamber Data no. : 51
 Dis. / Ant. : 3m 2013 3115 (4580) Ant. pol. : VERTICAL
 Limit : FCC PART 15C AV
 Env. / Ins. : 24°C/56% Engineer : Leo-Li
 EUT : Notebook
 Power Rating : DC 19V From Adapter Input AC 120V/60Hz
 Test Mode : IEEE802.11nHT20 CH100 5500MHz Tx
 M/N : RZ09-0116

No.	Freq. (MHz)	Ant. Factor (dB/m)	Cable Loss (dB)	AMP factor (dB)	Reading (dBuV)	Emission			Remark
						Level (dBuV/m)	Limits (dBuV/m)	Margin (dB)	
1	5460.000	33.94	9.25	35.70	30.84	38.33	54.00	15.67	Average
2	5480.000	33.97	9.27	35.70	32.51	40.05	54.00	13.95	Average
3	5494.705	33.99	9.28	35.70	72.04	79.61	54.00	-25.61	Average

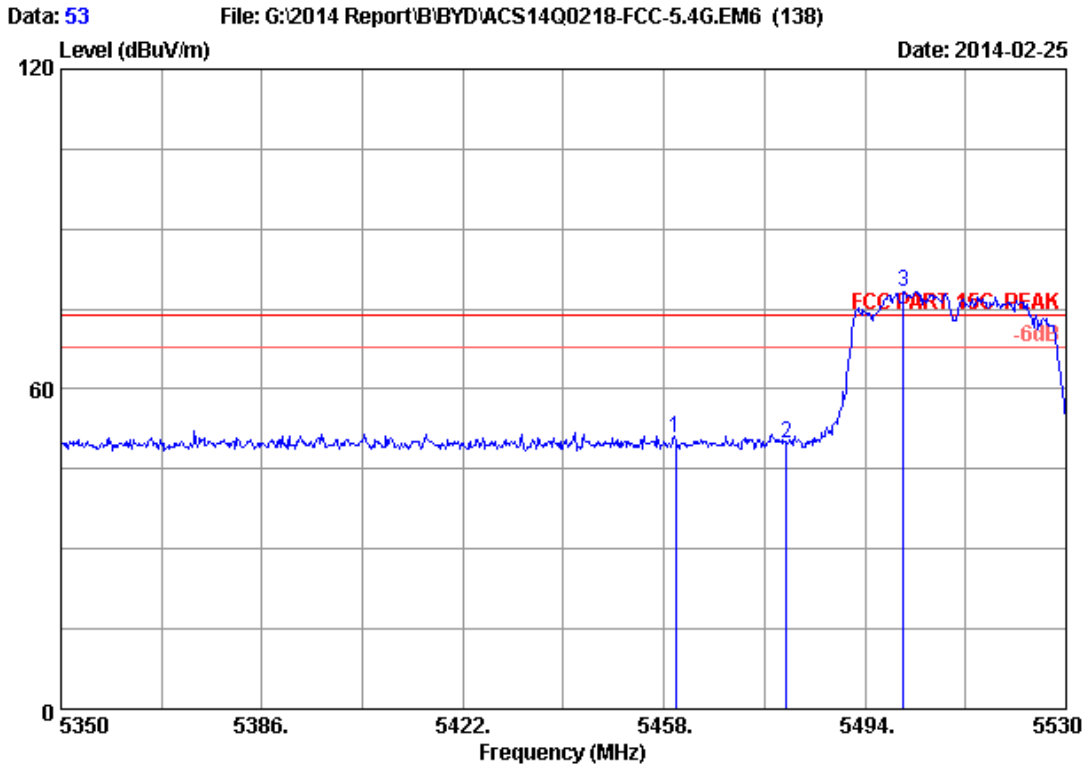
Remarks: 1. Emission Level= Antenna Factor + Cable Loss + Reading - Amp Factor
 2. The emission levels that are 20dB below the official limit are not reported.



Site no. : 3m Chamber Data no. : 52
 Dis. / Ant. : 3m 2013 3115 (4580) Ant. pol. : HORIZONTAL
 Limit : FCC PART 15C AV
 Env. / Ins. : 24°C/56% Engineer : Leo-Li
 EUT : Notebook
 Power Rating : DC 19V From Adapter Input AC 120V/60Hz
 Test Mode : IEEE802.11nHT20 CH100 5500MHz Tx
 M/N : RZ09-0116

No.	Freq. (MHz)	Ant. Factor (dB/m)	Cable Loss (dB)	AMP factor (dB)	Reading (dBuV)	Emission			Remark
						Level (dBuV/m)	Limits (dBuV/m)	Margin (dB)	
1	5460.000	33.94	9.25	35.70	30.72	38.21	54.00	15.79	Average
2	5480.000	33.97	9.27	35.70	31.84	39.38	54.00	14.62	Average
3	5495.695	33.99	9.28	35.70	69.03	76.60	54.00	-22.60	Average

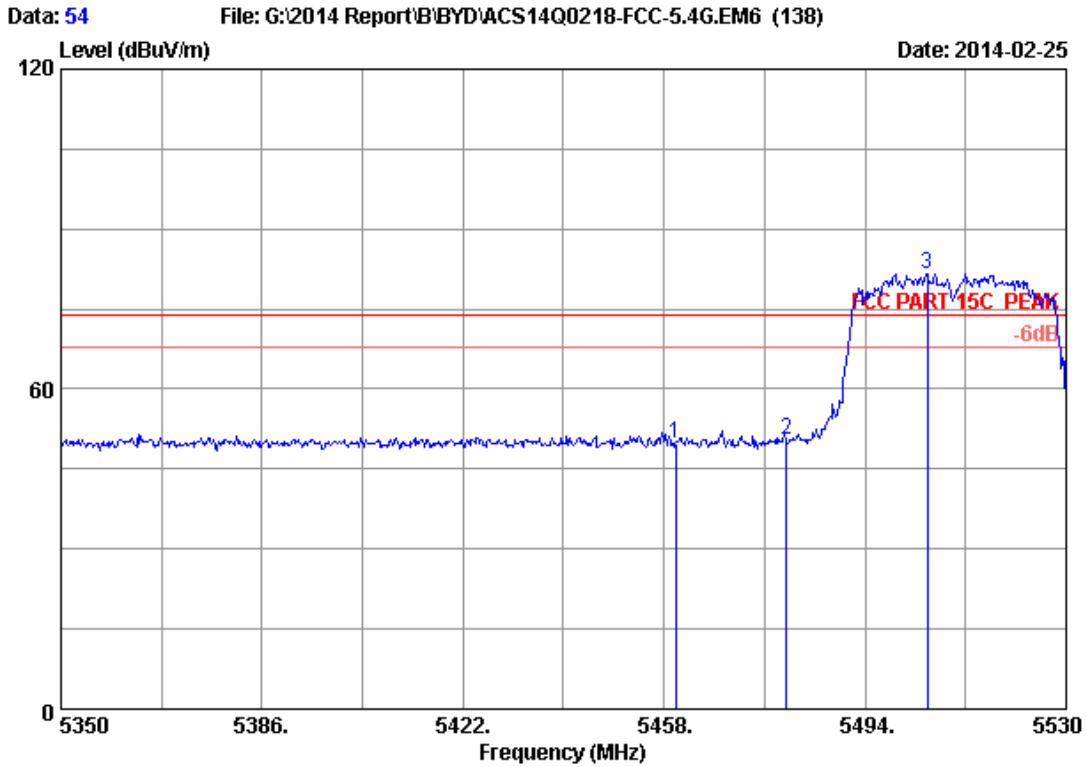
Remarks: 1. Emission Level= Antenna Factor + Cable Loss + Reading
 -Amp Factor
 2. The emission levels that are 20dB below the official
 limit are not reported.



Site no. : 3m Chamber Data no. : 53
 Dis. / Ant. : 3m 2013 3115 (4580) Ant. pol. : HORIZONTAL
 Limit : FCC PART 15C PEAK
 Env. / Ins. : 24°C/56% Engineer : Leo-Li
 EUT : Notebook
 Power Rating : DC 19V From Adapter Input AC 120V/60Hz
 Test Mode : IEEE802.11nHT40 CH102 5510MHz Tx
 M/N : RZ09-0116

No.	Freq. (MHz)	Ant. Factor (dB/m)	Cable Loss (dB)	AMP factor (dB)	Reading (dBuV)	Emission			Remark
						Level (dBuV/m)	Limits (dBuV/m)	Margin (dB)	
1	5460.000	33.94	9.25	35.70	43.27	50.76	74.00	23.24	Peak
2	5480.000	33.97	9.27	35.70	42.37	49.91	74.00	24.09	Peak
3	5500.840	34.00	9.29	35.70	70.73	78.32	74.00	-4.32	Peak

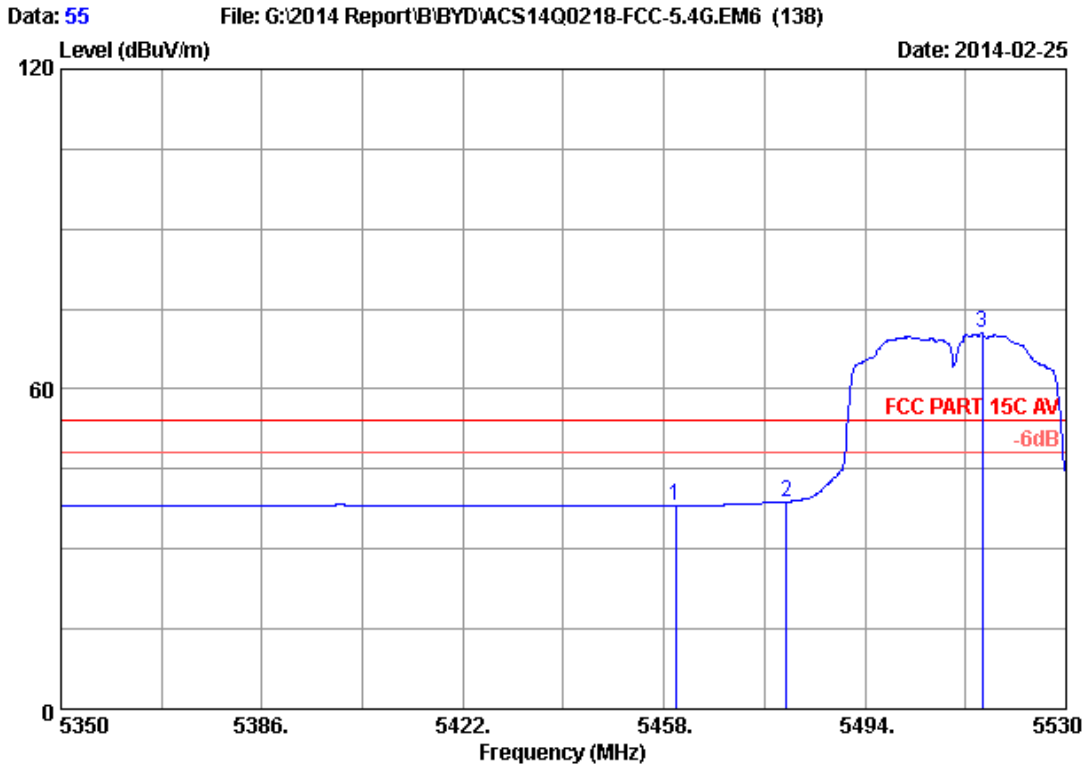
Remarks: 1. Emission Level= Antenna Factor + Cable Loss + Reading
 -Amp Factor
 2. The emission levels that are 20dB below the official
 limit are not reported.



Site no. : 3m Chamber Data no. : 54
 Dis. / Ant. : 3m 2013 3115 (4580) Ant. pol. : VERTICAL
 Limit : FCC PART 15C PEAK
 Env. / Ins. : 24°C/56% Engineer : Leo-Li
 EUT : Notebook
 Power Rating : DC 19V From Adapter Input AC 120V/60Hz
 Test Mode : IEEE802.11nHT40 CH102 5510MHz Tx
 M/N : RZ09-0116

No.	Freq. (MHz)	Ant. Factor (dB/m)	Cable Loss (dB)	AMP factor (dB)	Reading (dBuV)	Emission			Remark
						Level (dBuV/m)	Limits (dBuV/m)	Margin (dB)	
1	5460.000	33.94	9.25	35.70	42.26	49.75	74.00	24.25	Peak
2	5480.000	33.97	9.27	35.70	43.00	50.54	74.00	23.46	Peak
3	5505.160	34.00	9.29	35.70	74.09	81.68	74.00	-7.68	Peak

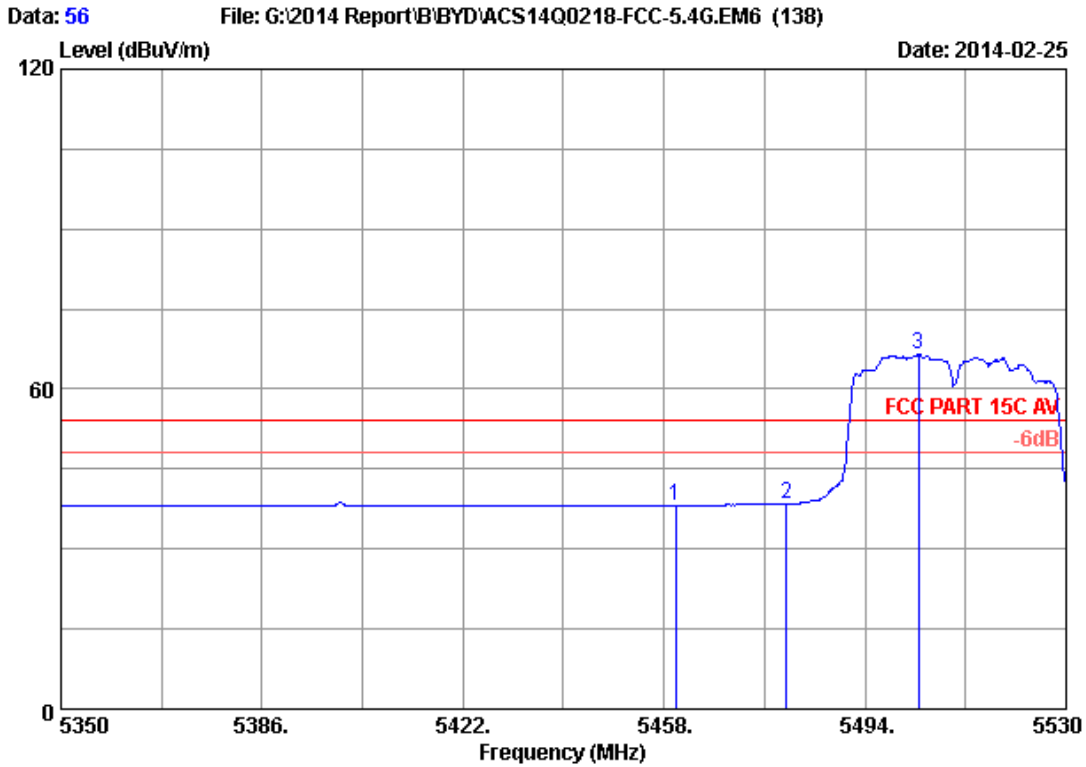
Remarks: 1. Emission Level= Antenna Factor + Cable Loss + Reading
 -Amp Factor
 2. The emission levels that are 20dB below the official
 limit are not reported.



Site no. : 3m Chamber Data no. : 55
 Dis. / Ant. : 3m 2013 3115 (4580) Ant. pol. : VERTICAL
 Limit : FCC PART 15C AV
 Env. / Ins. : 24°C/56% Engineer : Leo-Li
 EUT : Notebook
 Power Rating : DC 19V From Adapter Input AC 120V/60Hz
 Test Mode : IEEE802.11nHT40 CH102 5510MHz Tx
 M/N : RZ09-0116

No.	Freq. (MHz)	Ant. Factor (dB/m)	Cable Loss (dB)	AMP factor (dB)	Reading (dBuV)	Emission			Remark
						Level (dBuV/m)	Limits (dBuV/m)	Margin (dB)	
1	5460.000	33.94	9.25	35.70	30.67	38.16	54.00	15.84	Average
2	5480.000	33.97	9.27	35.70	31.29	38.83	54.00	15.17	Average
3	5515.060	34.01	9.30	35.70	62.88	70.49	54.00	-16.49	Average

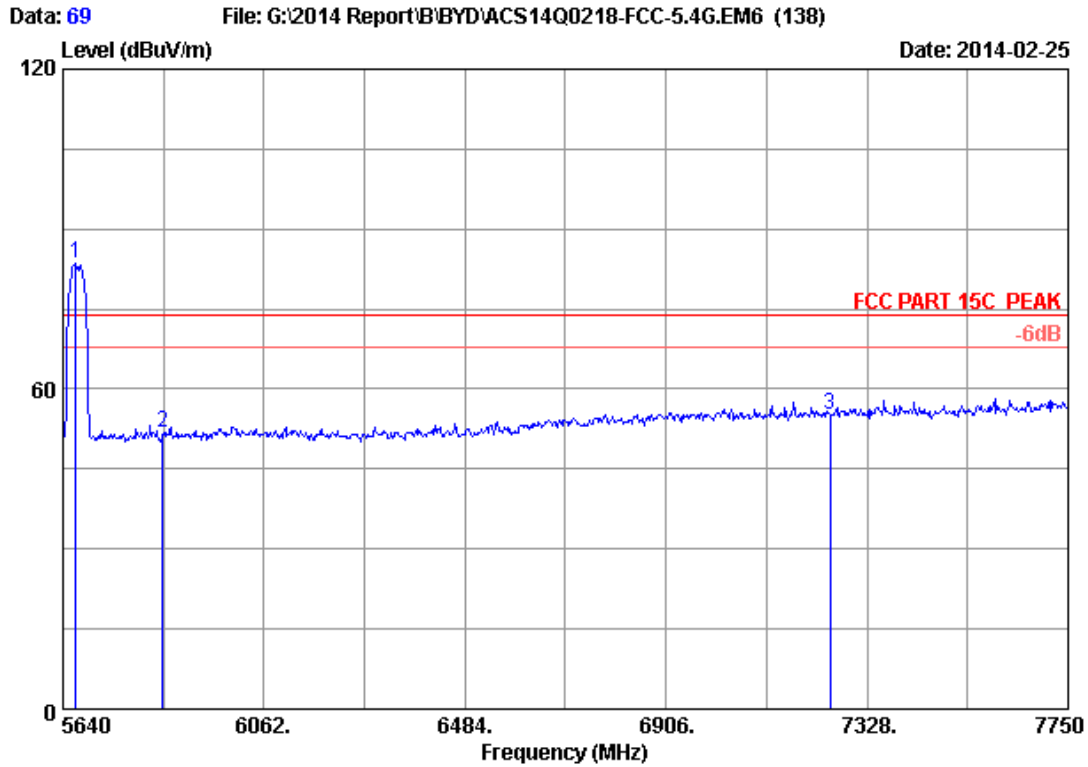
Remarks: 1. Emission Level= Antenna Factor + Cable Loss + Reading
 -Amp Factor
 2. The emission levels that are 20dB below the official
 limit are not reported.



Site no. : 3m Chamber Data no. : 56
 Dis. / Ant. : 3m 2013 3115 (4580) Ant. pol. : HORIZONTAL
 Limit : FCC PART 15C AV
 Env. / Ins. : 24°C/56% Engineer : Leo-Li
 EUT : Notebook
 Power Rating : DC 19V From Adapter Input AC 120V/60Hz
 Test Mode : IEEE802.11nHT40 CH102 5510MHz Tx
 M/N : RZ09-0116

No.	Freq. (MHz)	Ant. Factor (dB/m)	Cable Loss (dB)	AMP factor (dB)	Reading (dBuV)	Emission			Remark
						Level (dBuV/m)	Limits (dBuV/m)	Margin (dB)	
1	5460.000	33.94	9.25	35.70	30.67	38.16	54.00	15.84	Average
2	5480.000	33.97	9.27	35.70	30.96	38.50	54.00	15.50	Average
3	5503.540	34.00	9.29	35.70	58.91	66.50	54.00	-12.50	Average

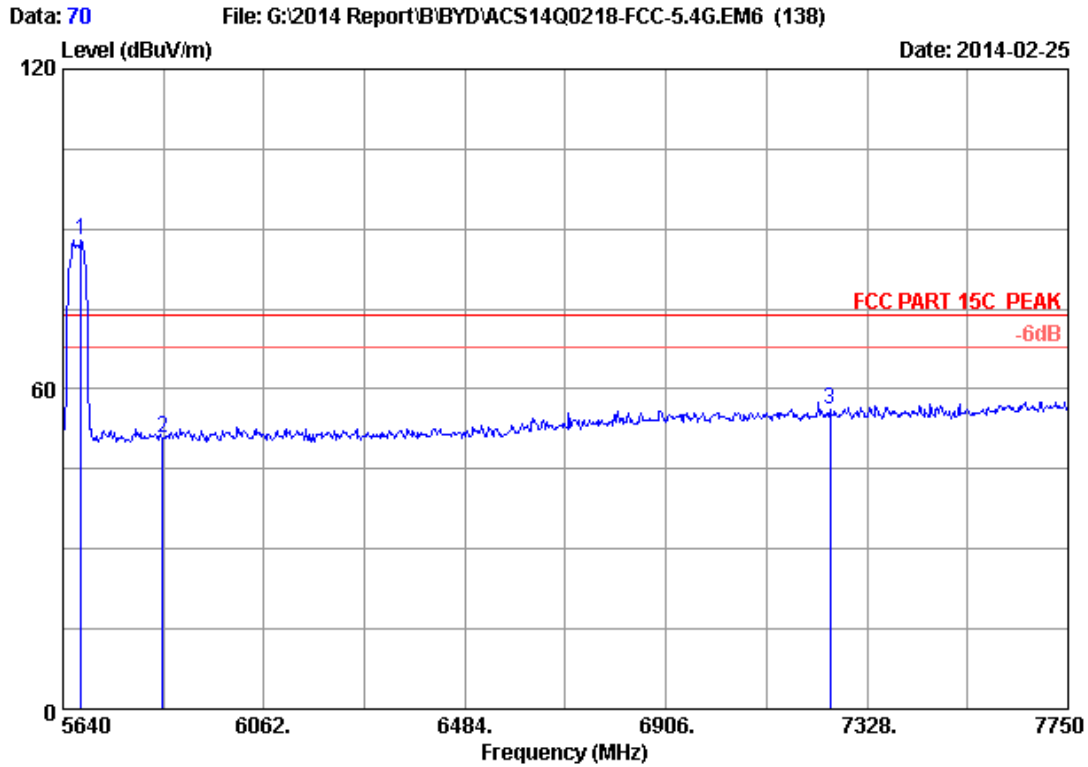
Remarks: 1. Emission Level= Antenna Factor + Cable Loss + Reading
 -Amp Factor
 2. The emission levels that are 20dB below the official
 limit are not reported.



Site no. : 3m Chamber Data no. : 69
 Dis. / Ant. : 3m 2013 3115 (4580) Ant. pol. : HORIZONTAL
 Limit : FCC PART 15C PEAK
 Env. / Ins. : 24°C/56% Engineer : Leo-Li
 EUT : Notebook
 Power Rating : DC 19V From Adapter Input AC 120V/60Hz
 Test Mode : IEEE802.11nHT40 CH134 5670MHz Tx
 M/N : RZ09-0116

No.	Freq. (MHz)	Ant. Factor (dB/m)	Cable Loss (dB)	AMP factor (dB)	Reading (dBuV)	Emission Level (dBuV/m)	Limits (dBuV/m)	Margin (dB)	Remark
1	5667.430	34.07	9.46	35.70	75.68	83.51	74.00	-9.51	Peak
2	5850.000	34.14	9.66	35.70	43.62	51.72	74.00	22.28	Peak
3	7250.000	36.05	10.99	35.45	43.63	55.22	74.00	18.78	Peak

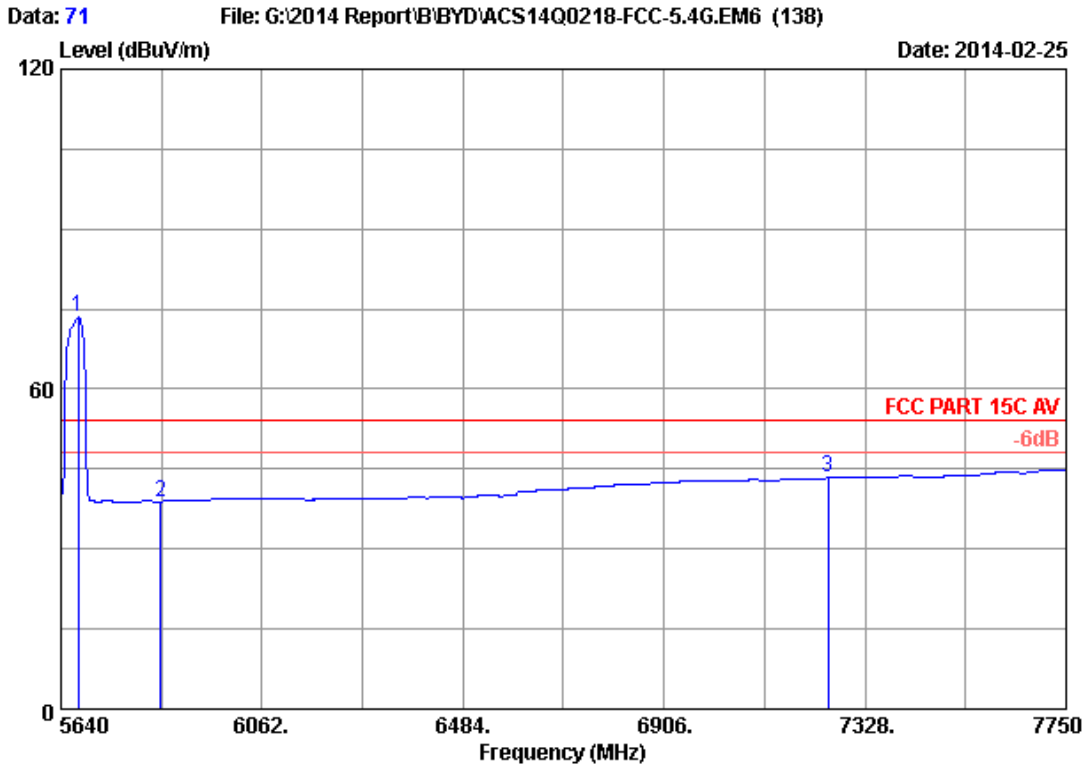
Remarks: 1. Emission Level= Antenna Factor + Cable Loss + Reading
 -Amp Factor
 2. The emission levels that are 20dB below the official
 limit are not reported.



Site no. : 3m Chamber Data no. : 70
 Dis. / Ant. : 3m 2013 3115 (4580) Ant. pol. : VERTICAL
 Limit : FCC PART 15C PEAK
 Env. / Ins. : 24°C/56% Engineer : Leo-Li
 EUT : Notebook
 Power Rating : DC 19V From Adapter Input AC 120V/60Hz
 Test Mode : IEEE802.11nHT40 CH134 5670MHz Tx
 M/N : RZ09-0116

No.	Freq. (MHz)	Ant. Factor (dB/m)	Cable Loss (dB)	AMP factor (dB)	Reading (dBuV)	Emission Level (dBuV/m)	Limits (dBuV/m)	Margin (dB)	Remark
1	5677.980	34.07	9.48	35.70	80.21	88.06	74.00	-14.06	Peak
2	5850.000	34.14	9.66	35.70	42.65	50.75	74.00	23.25	Peak
3	7250.000	36.05	10.99	35.45	44.51	56.10	74.00	17.90	Peak

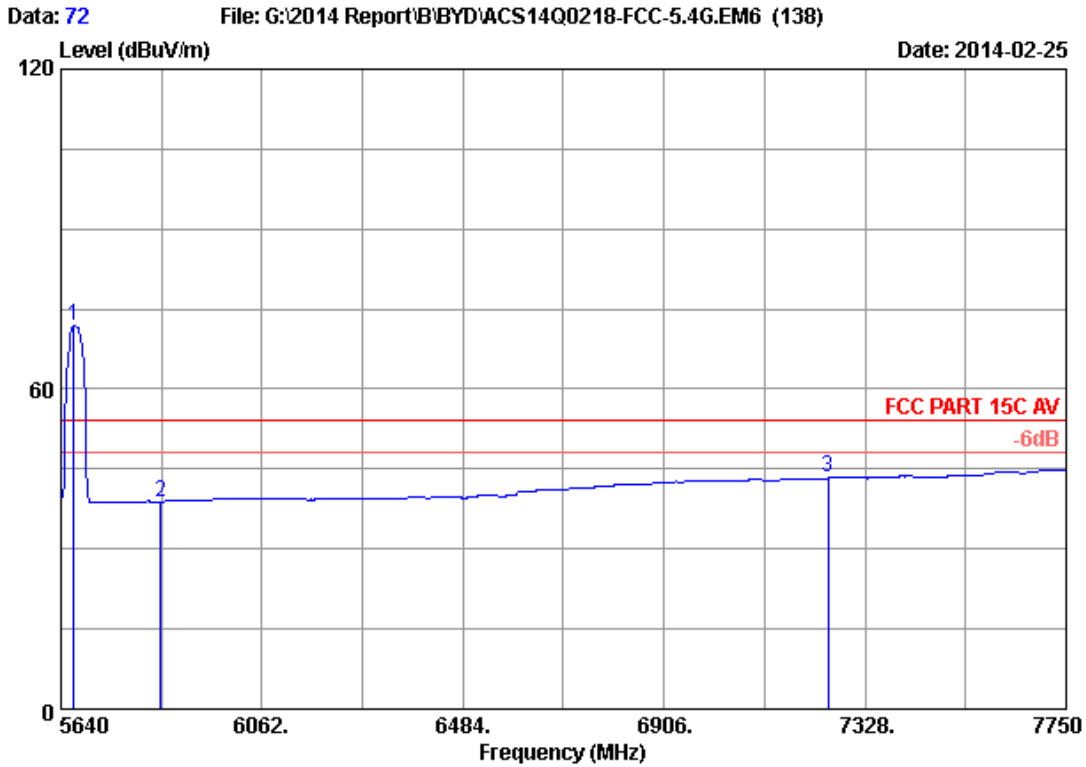
Remarks: 1. Emission Level= Antenna Factor + Cable Loss + Reading -Amp Factor
 2. The emission levels that are 20dB below the official limit are not reported.



Site no. : 3m Chamber Data no. : 71
 Dis. / Ant. : 3m 2013 3115 (4580) Ant. pol. : VERTICAL
 Limit : FCC PART 15C AV
 Env. / Ins. : 24°C/56% Engineer : Leo-Li
 EUT : Notebook
 Power Rating : DC 19V From Adapter Input AC 120V/60Hz
 Test Mode : IEEE802.11nHT40 CH134 5670MHz Tx
 M/N : RZ09-0116

No.	Freq. (MHz)	Ant. Factor (dB/m)	Cable Loss (dB)	AMP factor (dB)	Reading (dBuV)	Emission Level (dBuV/m)	Limits (dBuV/m)	Margin (dB)	Remark
1	5675.870	34.07	9.47	35.70	65.53	73.37	54.00	-19.37	Average
2	5850.000	34.14	9.66	35.70	30.82	38.92	54.00	15.08	Average
3	7250.000	36.05	10.99	35.45	31.71	43.30	54.00	10.70	Average

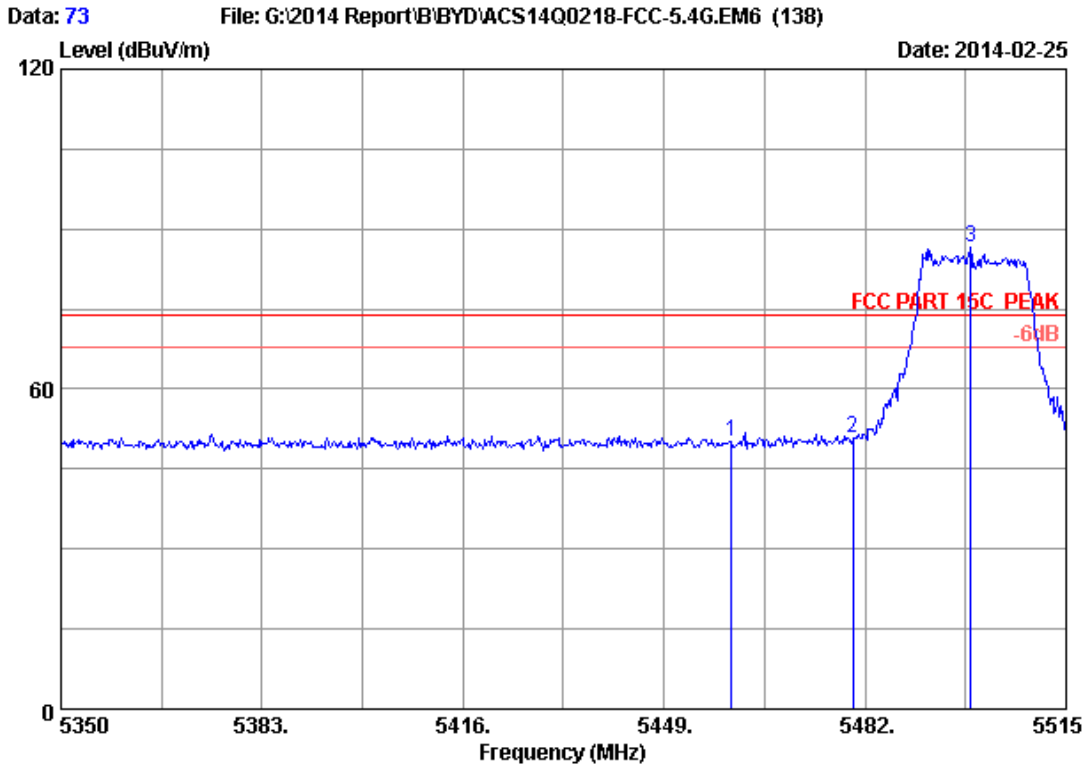
Remarks: 1. Emission Level= Antenna Factor + Cable Loss + Reading - Amp Factor
 2. The emission levels that are 20dB below the official limit are not reported.



Site no. : 3m Chamber Data no. : 72
 Dis. / Ant. : 3m 2013 3115 (4580) Ant. pol. : HORIZONTAL
 Limit : FCC PART 15C AV
 Env. / Ins. : 24°C/56% Engineer : Leo-Li
 EUT : Notebook
 Power Rating : DC 19V From Adapter Input AC 120V/60Hz
 Test Mode : IEEE802.11nHT40 CH134 5670MHz Tx
 M/N : RZ09-0116

No.	Freq. (MHz)	Ant. Factor (dB/m)	Cable Loss (dB)	AMP factor (dB)	Reading (dBuV)	Emission Level (dBuV/m)	Limits (dBuV/m)	Margin (dB)	Remark
1	5667.430	34.07	9.46	35.70	64.10	71.93	54.00	-17.93	Average
2	5850.000	34.14	9.66	35.70	30.77	38.87	54.00	15.13	Average
3	7250.000	36.05	10.99	35.45	31.73	43.32	54.00	10.68	Average

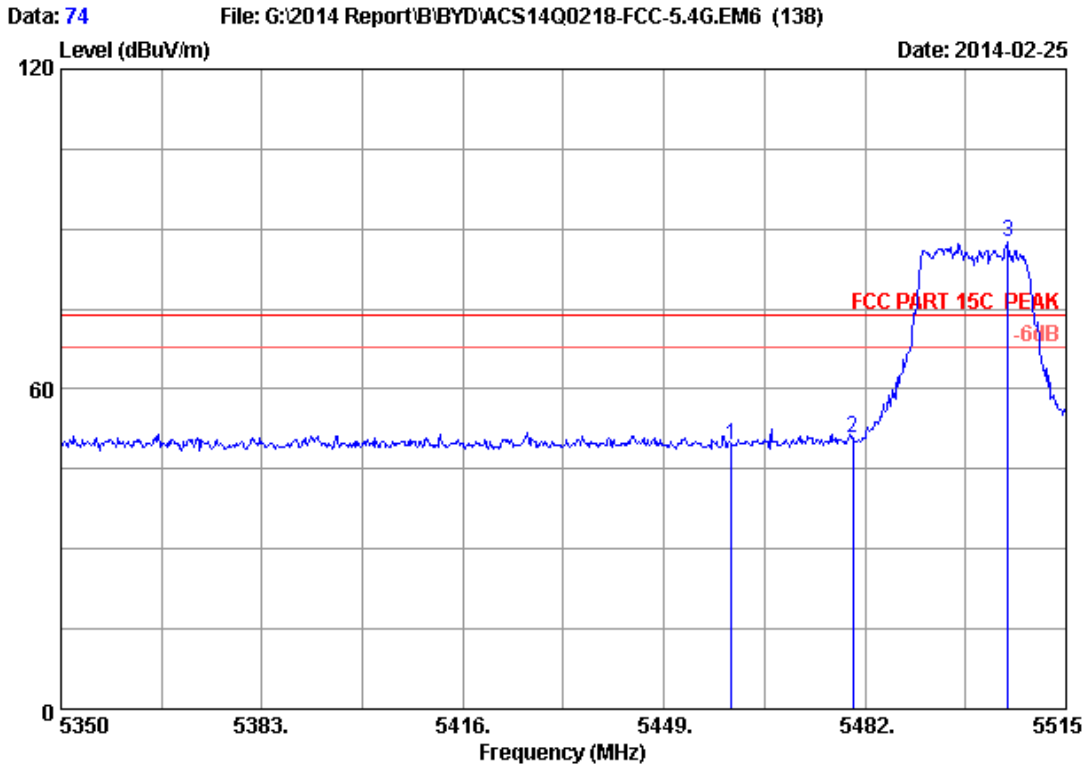
Remarks: 1. Emission Level= Antenna Factor + Cable Loss + Reading - Amp Factor
 2. The emission levels that are 20dB below the official limit are not reported.



Site no. : 3m Chamber Data no. : 73
 Dis. / Ant. : 3m 2013 3115 (4580) Ant. pol. : HORIZONTAL
 Limit : FCC PART 15C PEAK
 Env. / Ins. : 24°C/56% Engineer : Leo-Li
 EUT : Notebook
 Power Rating : DC 19V From Adapter Input AC 120V/60Hz
 Test Mode : IEEE802.11ac VHT20 CH100 5500MHz Tx
 M/N : RZ09-0116

No.	Freq. (MHz)	Ant. Factor (dB/m)	Cable Loss (dB)	AMP factor (dB)	Reading (dBuV)	Emission			Remark
						Level (dBuV/m)	Limits (dBuV/m)	Margin (dB)	
1	5460.000	33.94	9.25	35.70	42.71	50.20	74.00	23.80	Peak
2	5480.000	33.97	9.27	35.70	43.41	50.95	74.00	23.05	Peak
3	5499.325	34.00	9.29	35.70	78.90	86.49	74.00	-12.49	Peak

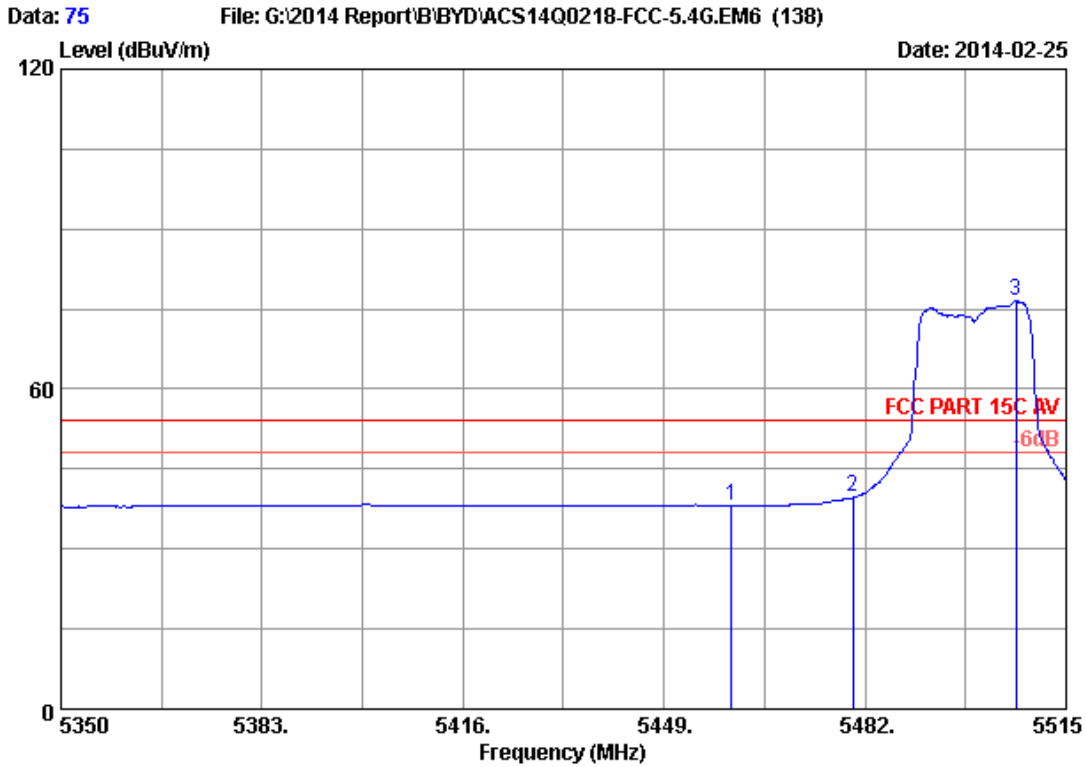
Remarks: 1. Emission Level= Antenna Factor + Cable Loss + Reading - Amp Factor
 2. The emission levels that are 20dB below the official limit are not reported.



Site no. : 3m Chamber Data no. : 74
 Dis. / Ant. : 3m 2013 3115 (4580) Ant. pol. : VERTICAL
 Limit : FCC PART 15C PEAK
 Env. / Ins. : 24°C/56% Engineer : Leo-Li
 EUT : Notebook
 Power Rating : DC 19V From Adapter Input AC 120V/60Hz
 Test Mode : IEEE802.11ac VHT20 CH100 5500MHz Tx
 M/N : RZ09-0116

No.	Freq. (MHz)	Ant. Factor (dB/m)	Cable Loss (dB)	AMP factor (dB)	Reading (dBuV)	Emission Level (dBuV/m)	Limits (dBuV/m)	Margin (dB)	Remark
1	5460.000	33.94	9.25	35.70	42.00	49.49	74.00	24.51	Peak
2	5480.000	33.97	9.27	35.70	43.35	50.89	74.00	23.11	Peak
3	5505.430	34.00	9.29	35.70	80.13	87.72	74.00	-13.72	Peak

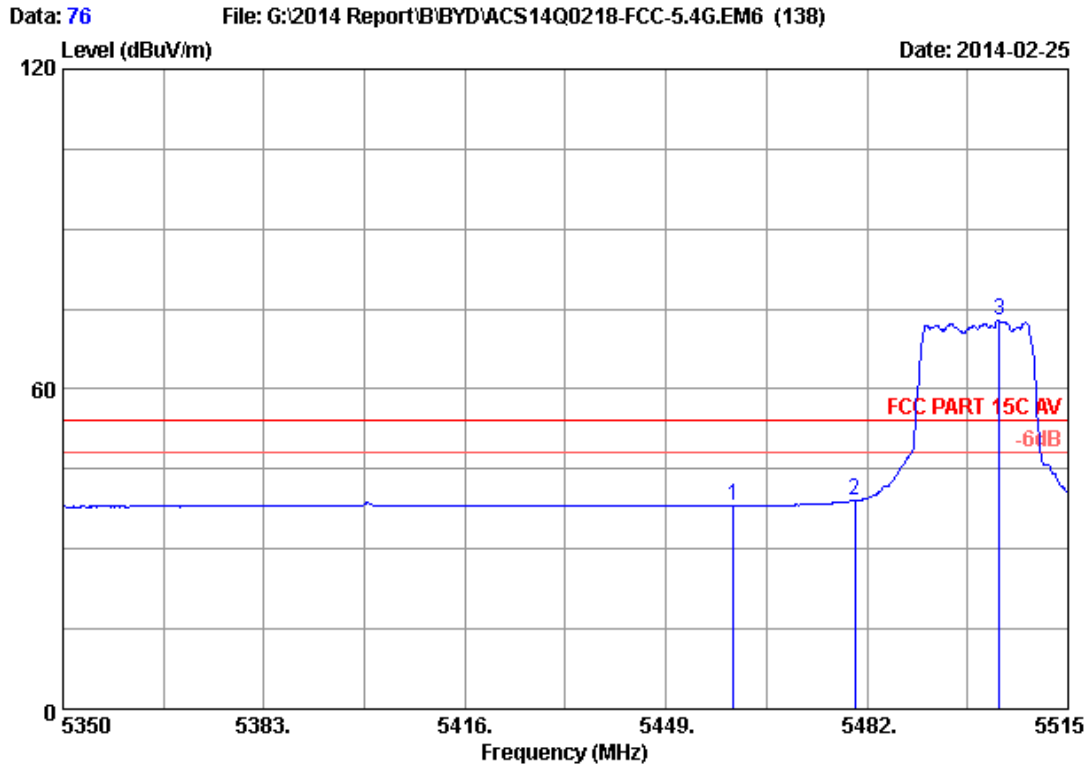
Remarks: 1. Emission Level= Antenna Factor + Cable Loss + Reading - Amp Factor
 2. The emission levels that are 20dB below the official limit are not reported.



Site no. : 3m Chamber Data no. : 75
 Dis. / Ant. : 3m 2013 3115 (4580) Ant. pol. : VERTICAL
 Limit : FCC PART 15C AV
 Env. / Ins. : 24°C/56% Engineer : Leo-Li
 EUT : Notebook
 Power Rating : DC 19V From Adapter Input AC 120V/60Hz
 Test Mode : IEEE802.11ac VHT20 CH100 5500MHz Tx
 M/N : RZ09-0116

No.	Freq. (MHz)	Ant. Factor (dB/m)	Cable Loss (dB)	AMP factor (dB)	Reading (dBuV)	Emission			Remark
						Level (dBuV/m)	Limits (dBuV/m)	Margin (dB)	
1	5460.000	33.94	9.25	35.70	30.66	38.15	54.00	15.85	Average
2	5480.000	33.97	9.27	35.70	32.11	39.65	54.00	14.35	Average
3	5506.750	34.00	9.30	35.70	68.93	76.53	54.00	-22.53	Average

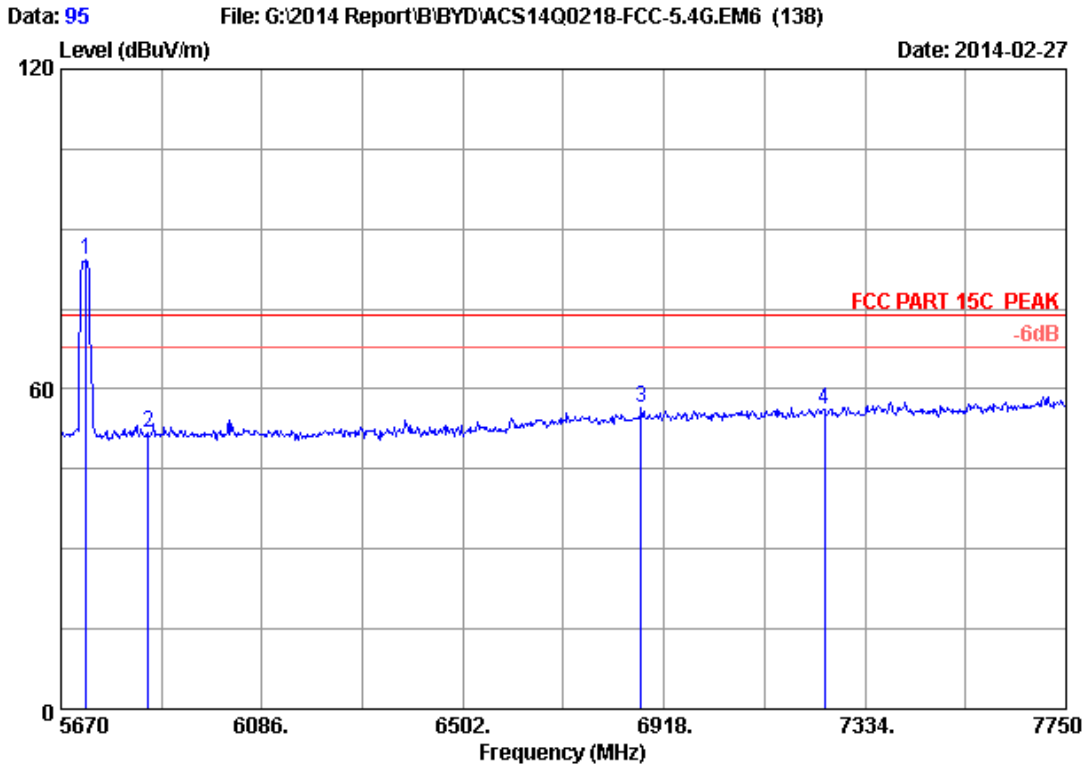
Remarks: 1. Emission Level= Antenna Factor + Cable Loss + Reading - Amp Factor
 2. The emission levels that are 20dB below the official limit are not reported.



Site no. : 3m Chamber Data no. : 76
 Dis. / Ant. : 3m 2013 3115 (4580) Ant. pol. : HORIZONTAL
 Limit : FCC PART 15C AV
 Env. / Ins. : 24°C/56% Engineer : Leo-Li
 EUT : Notebook
 Power Rating : DC 19V From Adapter Input AC 120V/60Hz
 Test Mode : IEEE802.11ac VHT20 CH100 5500MHz Tx
 M/N : RZ09-0116

No.	Freq. (MHz)	Ant. Factor (dB/m)	Cable Loss (dB)	AMP factor (dB)	Reading (dBuV)	Emission			Remark
						Level (dBuV/m)	Limits (dBuV/m)	Margin (dB)	
1	5460.000	33.94	9.25	35.70	30.64	38.13	54.00	15.87	Average
2	5480.000	33.97	9.27	35.70	31.73	39.27	54.00	14.73	Average
3	5503.780	34.00	9.29	35.70	65.37	72.96	54.00	-18.96	Average

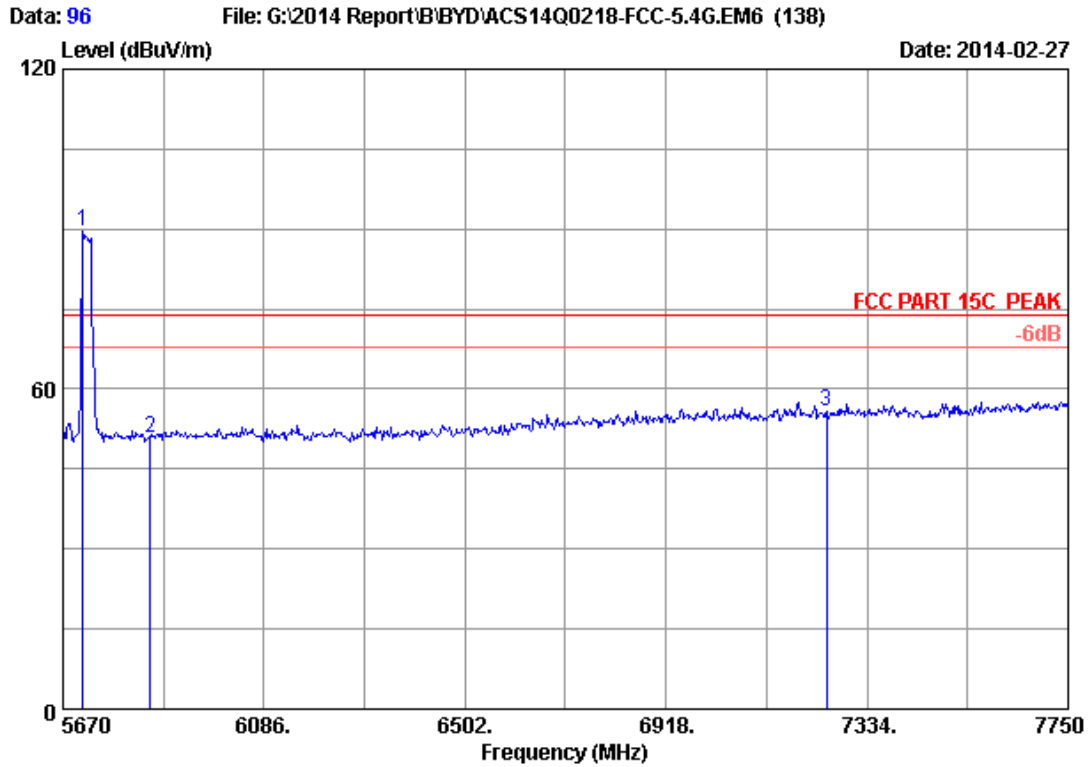
Remarks: 1. Emission Level= Antenna Factor + Cable Loss + Reading - Amp Factor
 2. The emission levels that are 20dB below the official limit are not reported.



Site no. : 3m Chamber Data no. : 95
 Dis. / Ant. : 3m 2013 3115 (4580) Ant. pol. : HORIZONTAL
 Limit : FCC PART 15C PEAK
 Env. / Ins. : 24°C/56% Engineer : Leo-Li
 EUT : Notebook
 Power Rating : DC 19V From Adapter Input AC 120V/60Hz
 Test Mode : IEEE802.11ac VHT20 CH144 5720MHz Tx
 M/N : RZ09-0116

No.	Freq. (MHz)	Ant. Factor (dB/m)	Cable Loss (dB)	AMP factor (dB)	Reading (dBuV)	Emission			Remark
						Level (dBuV/m)	Limits (dBuV/m)	Margin (dB)	
1	5722.000	34.09	9.52	35.70	76.32	84.23	74.00	-10.23	Peak
2	5850.000	34.14	9.66	35.70	43.75	51.85	74.00	22.15	Peak
3	6870.160	35.19	10.72	35.53	46.09	56.47	74.00	17.53	Peak
4	7250.000	36.05	10.99	35.45	44.43	56.02	74.00	17.98	Peak

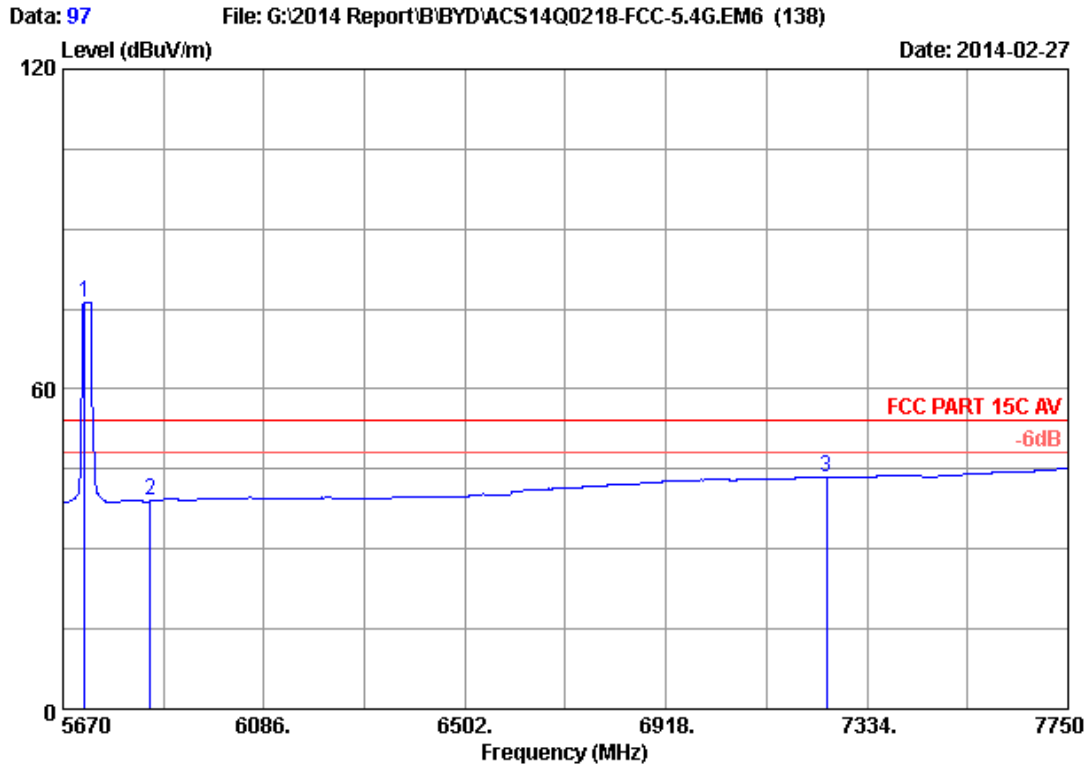
Remarks: 1. Emission Level= Antenna Factor + Cable Loss + Reading
 -Amp Factor
 2. The emission levels that are 20dB below the official
 limit are not reported.



Site no. : 3m Chamber Data no. : 96
 Dis. / Ant. : 3m 2013 3115 (4580) Ant. pol. : VERTICAL
 Limit : FCC PART 15C PEAK
 Env. / Ins. : 24°C/56% Engineer : Leo-Li
 EUT : Notebook
 Power Rating : DC 19V From Adapter Input AC 120V/60Hz
 Test Mode : IEEE802.11ac VHT20 CH144 5720MHz Tx
 M/N : RZ09-0116

No.	Freq. (MHz)	Ant. Factor (dB/m)	Cable Loss (dB)	AMP factor (dB)	Reading (dBuV)	Emission Level (dBuV/m)	Limits (dBuV/m)	Margin (dB)	Remark
1	5711.600	34.08	9.51	35.70	81.72	89.61	74.00	-15.61	Peak
2	5850.000	34.14	9.66	35.70	42.58	50.68	74.00	23.32	Peak
3	7250.000	36.05	10.99	35.45	44.08	55.67	74.00	18.33	Peak

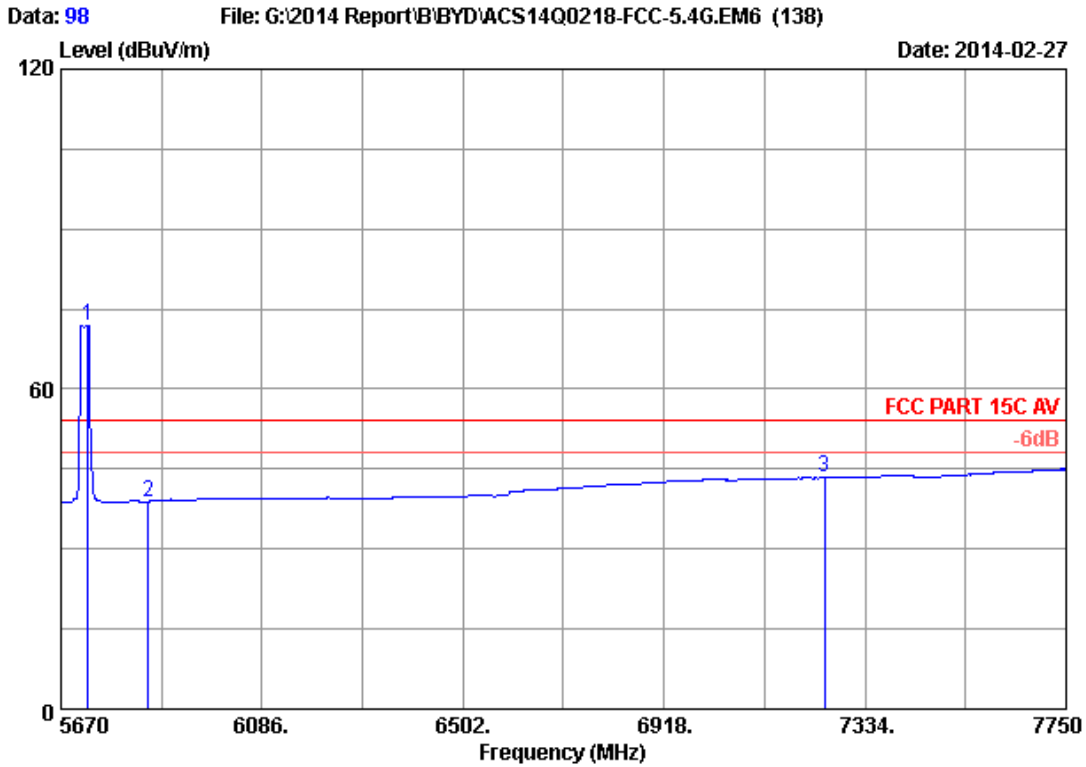
Remarks: 1. Emission Level= Antenna Factor + Cable Loss + Reading - Amp Factor
 2. The emission levels that are 20dB below the official limit are not reported.



Site no. : 3m Chamber Data no. : 97
 Dis. / Ant. : 3m 2013 3115 (4580) Ant. pol. : VERTICAL
 Limit : FCC PART 15C AV
 Env. / Ins. : 24°C/56% Engineer : Leo-Li
 EUT : Notebook
 Power Rating : DC 19V From Adapter Input AC 120V/60Hz
 Test Mode : IEEE802.11ac VHT20 CH144 5720MHz Tx
 M/N : RZ09-0116

No.	Freq. (MHz)	Ant. Factor (dB/m)	Cable Loss (dB)	AMP factor (dB)	Reading (dBuV)	Emission			Remark
						Level (dBuV/m)	Limits (dBuV/m)	Margin (dB)	
1	5715.760	34.09	9.51	35.70	68.36	76.26	54.00	-22.26	Average
2	5850.000	34.14	9.66	35.70	30.89	38.99	54.00	15.01	Average
3	7250.000	36.05	10.99	35.45	31.86	43.45	54.00	10.55	Average

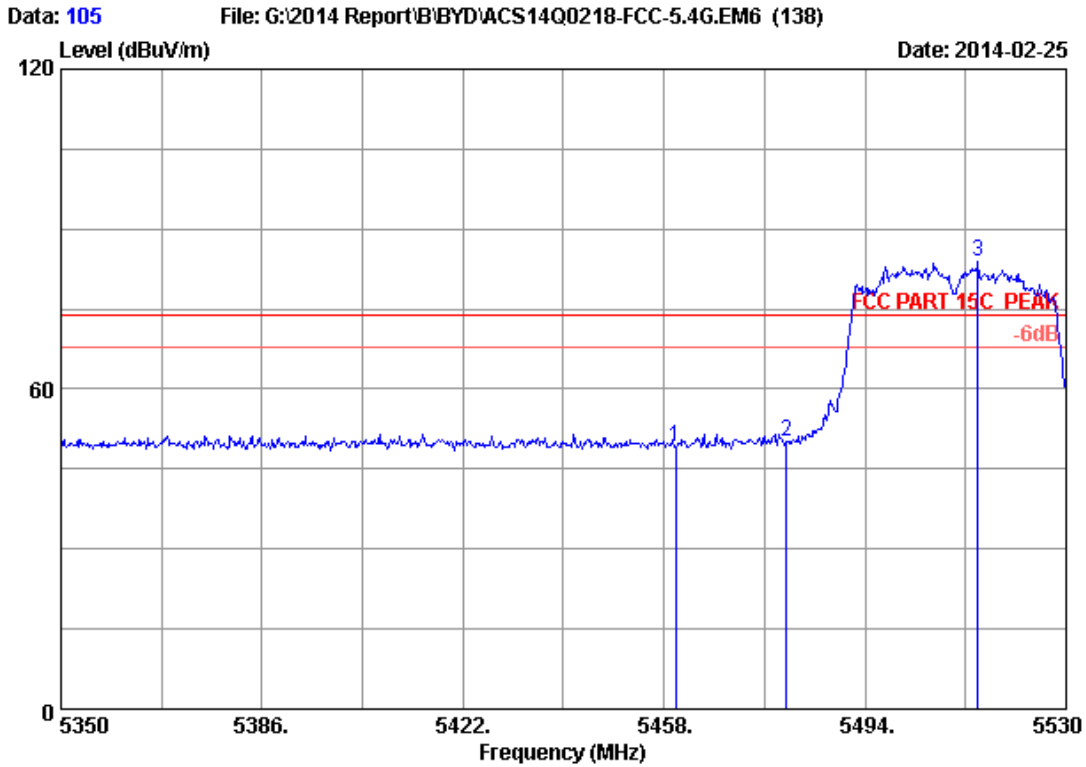
Remarks: 1. Emission Level= Antenna Factor + Cable Loss + Reading - Amp Factor
 2. The emission levels that are 20dB below the official limit are not reported.



Site no. : 3m Chamber Data no. : 98
 Dis. / Ant. : 3m 2013 3115 (4580) Ant. pol. : HORIZONTAL
 Limit : FCC PART 15C AV
 Env. / Ins. : 24°C/56% Engineer : Leo-Li
 EUT : Notebook
 Power Rating : DC 19V From Adapter Input AC 120V/60Hz
 Test Mode : IEEE802.11ac VHT20 CH144 5720MHz Tx
 M/N : RZ09-0116

No.	Freq. (MHz)	Ant. Factor (dB/m)	Cable Loss (dB)	AMP factor (dB)	Reading (dBuV)	Emission			Remark
						Level (dBuV/m)	Limits (dBuV/m)	Margin (dB)	
1	5726.160	34.09	9.53	35.70	63.99	71.91	54.00	-17.91	Average
2	5850.000	34.14	9.66	35.70	30.81	38.91	54.00	15.09	Average
3	7250.000	36.05	10.99	35.45	31.81	43.40	54.00	10.60	Average

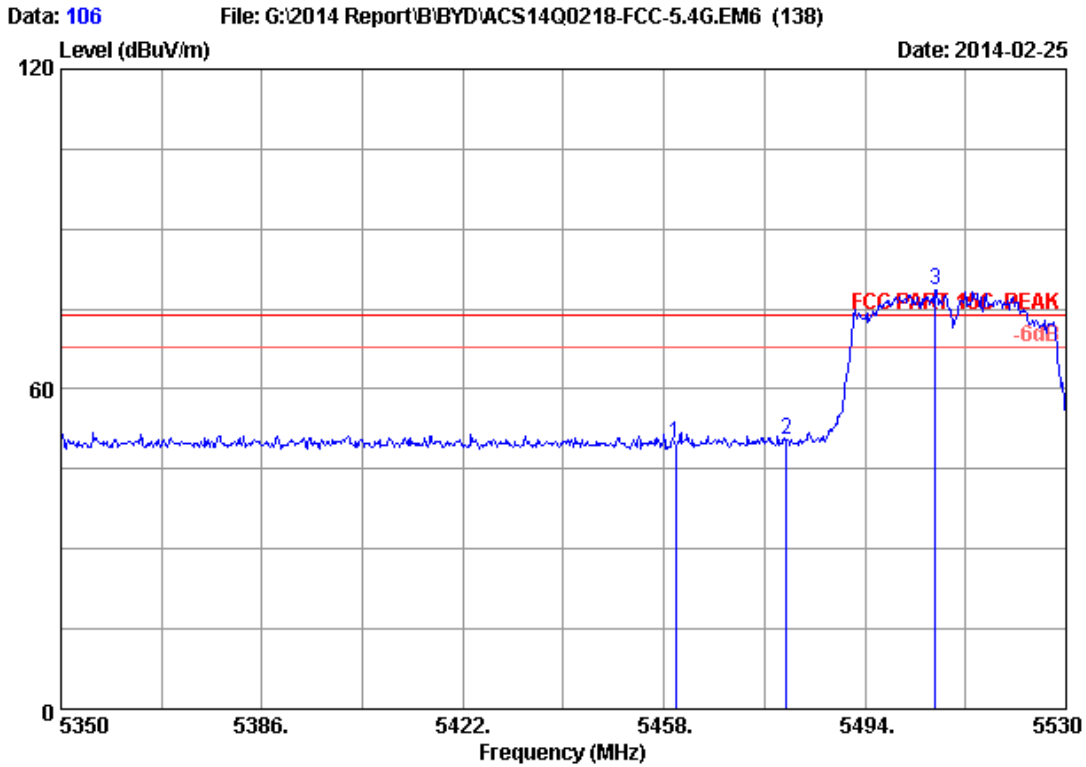
Remarks: 1. Emission Level= Antenna Factor + Cable Loss + Reading
 -Amp Factor
 2. The emission levels that are 20dB below the official
 limit are not reported.



Site no. : 3m Chamber Data no. : 105
 Dis. / Ant. : 3m 2013 3115 (4580) Ant. pol. : VERTICAL
 Limit : FCC PART 15C PEAK
 Env. / Ins. : 24°C/56% Engineer : Leo-Li
 EUT : Notebook
 Power Rating : DC 19V From Adapter Input AC 120V/60Hz
 Test Mode : IEEE802.11ac VHT40 CH102 5510MHz Tx
 M/N : RZ09-0116

No.	Freq. (MHz)	Ant. Factor (dB/m)	Cable Loss (dB)	AMP factor (dB)	Reading (dBuV)	Emission Level (dBuV/m)	Limits (dBuV/m)	Margin (dB)	Remark
1	5460.000	33.94	9.25	35.70	41.66	49.15	74.00	24.85	Peak
2	5480.000	33.97	9.27	35.70	42.61	50.15	74.00	23.85	Peak
3	5514.160	34.01	9.30	35.70	76.15	83.76	74.00	-9.76	Peak

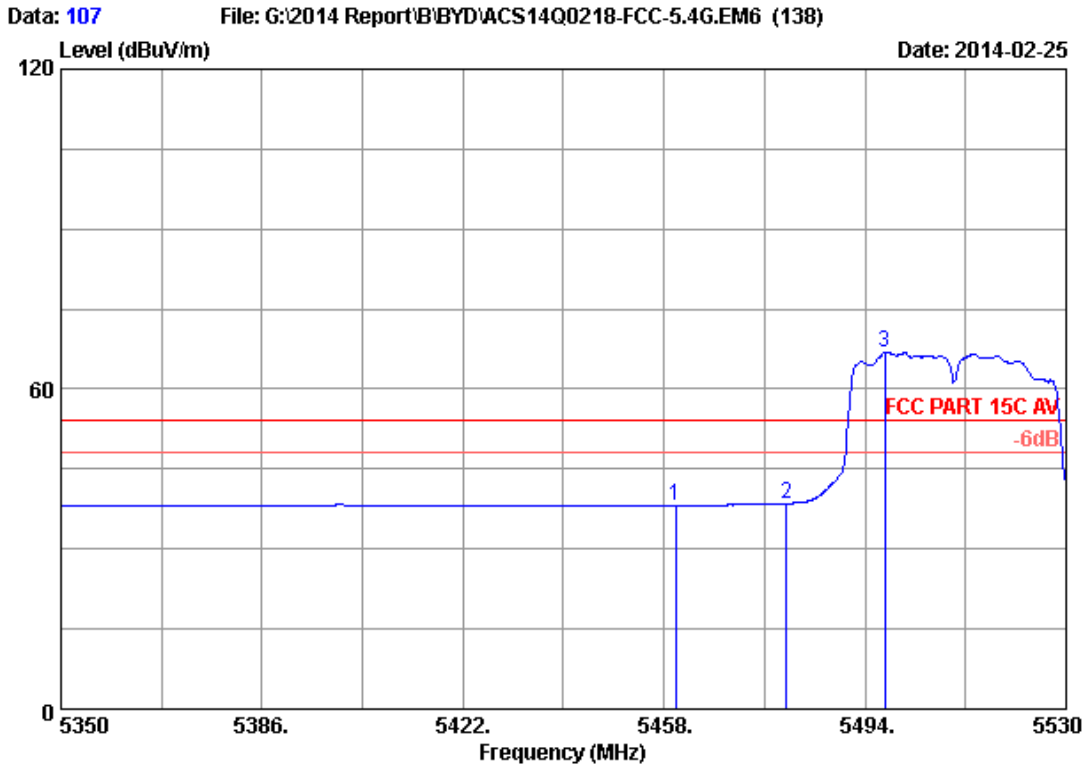
Remarks: 1. Emission Level= Antenna Factor + Cable Loss + Reading - Amp Factor
 2. The emission levels that are 20dB below the official limit are not reported.



Site no. : 3m Chamber Data no. : 106
 Dis. / Ant. : 3m 2013 3115 (4580) Ant. pol. : HORIZONTAL
 Limit : FCC PART 15C PEAK
 Env. / Ins. : 24°C/56% Engineer : Leo-Li
 EUT : Notebook
 Power Rating : DC 19V From Adapter Input AC 120V/60Hz
 Test Mode : IEEE802.11ac VHT40 CH102 5510MHz Tx
 M/N : RZ09-0116

No.	Freq. (MHz)	Ant. Factor (dB/m)	Cable Loss (dB)	AMP factor (dB)	Reading (dBuV)	Emission			Remark
						Level (dBuV/m)	Limits (dBuV/m)	Margin (dB)	
1	5460.000	33.94	9.25	35.70	42.48	49.97	74.00	24.03	Peak
2	5480.000	33.97	9.27	35.70	42.79	50.33	74.00	23.67	Peak
3	5506.600	34.00	9.30	35.70	71.10	78.70	74.00	-4.70	Peak

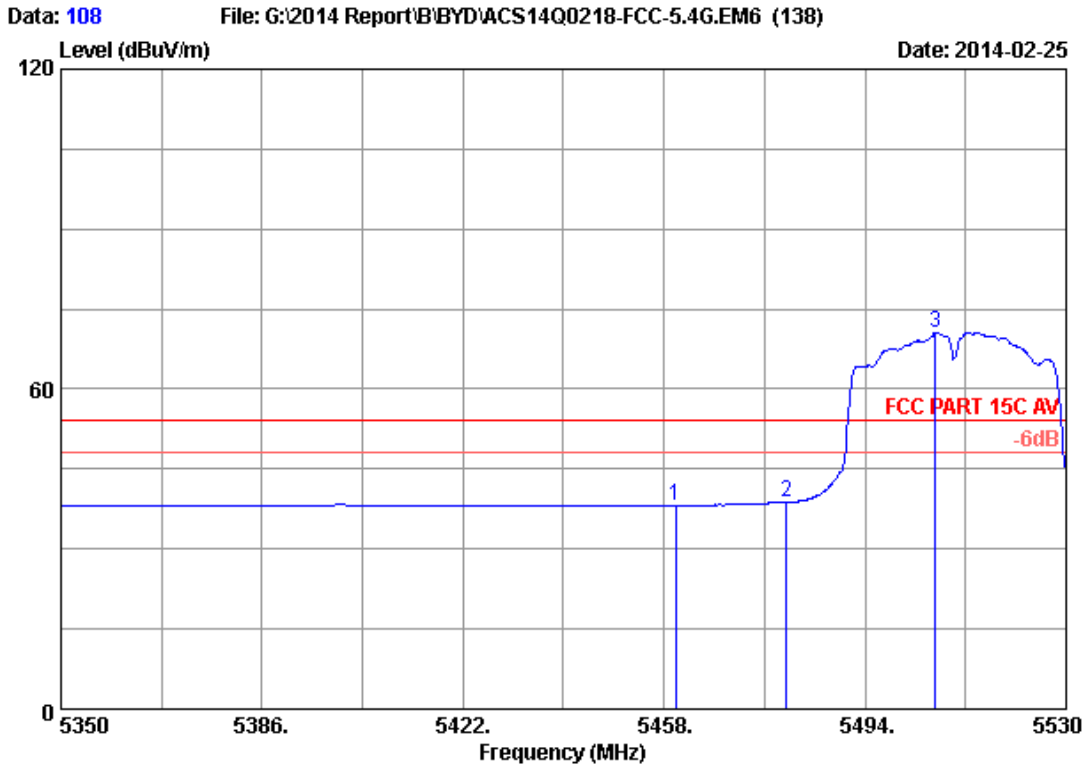
Remarks: 1. Emission Level= Antenna Factor + Cable Loss + Reading
 -Amp Factor
 2. The emission levels that are 20dB below the official
 limit are not reported.



Site no. : 3m Chamber Data no. : 107
 Dis. / Ant. : 3m 2013 3115 (4580) Ant. pol. : HORIZONTAL
 Limit : FCC PART 15C AV
 Env. / Ins. : 24°C/56% Engineer : Leo-Li
 EUT : Notebook
 Power Rating : DC 19V From Adapter Input AC 120V/60Hz
 Test Mode : IEEE802.11ac VHT40 CH102 5510MHz Tx
 M/N : RZ09-0116

No.	Freq. (MHz)	Ant. Factor (dB/m)	Cable Loss (dB)	AMP factor (dB)	Reading (dBuV)	Emission			Remark
						Level (dBuV/m)	Limits (dBuV/m)	Margin (dB)	
1	5460.000	33.94	9.25	35.70	30.66	38.15	54.00	15.85	Average
2	5480.000	33.97	9.27	35.70	30.95	38.49	54.00	15.51	Average
3	5497.600	34.00	9.29	35.70	59.29	66.88	54.00	-12.88	Average

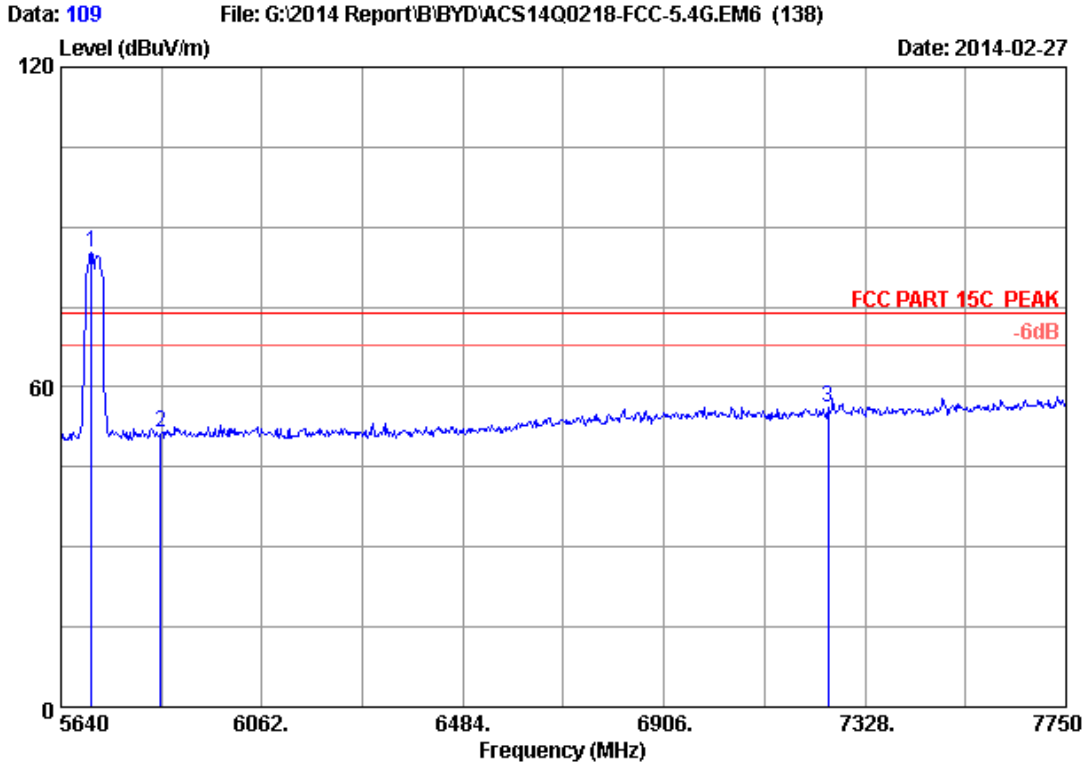
Remarks: 1. Emission Level= Antenna Factor + Cable Loss + Reading
 -Amp Factor
 2. The emission levels that are 20dB below the official
 limit are not reported.



Site no. : 3m Chamber Data no. : 108
 Dis. / Ant. : 3m 2013 3115 (4580) Ant. pol. : VERTICAL
 Limit : FCC PART 15C AV
 Env. / Ins. : 24°C/56% Engineer : Leo-Li
 EUT : Notebook
 Power Rating : DC 19V From Adapter Input AC 120V/60Hz
 Test Mode : IEEE802.11ac VHT40 CH102 5510MHz Tx
 M/N : RZ09-0116

No.	Freq. (MHz)	Ant. Factor (dB/m)	Cable Loss (dB)	AMP factor (dB)	Reading (dBuV)	Emission Level (dBuV/m)	Limits (dBuV/m)	Margin (dB)	Remark
1	5460.000	33.94	9.25	35.70	30.71	38.20	54.00	15.80	Average
2	5480.000	33.97	9.27	35.70	31.27	38.81	54.00	15.19	Average
3	5506.600	34.00	9.30	35.70	62.94	70.54	54.00	-16.54	Average

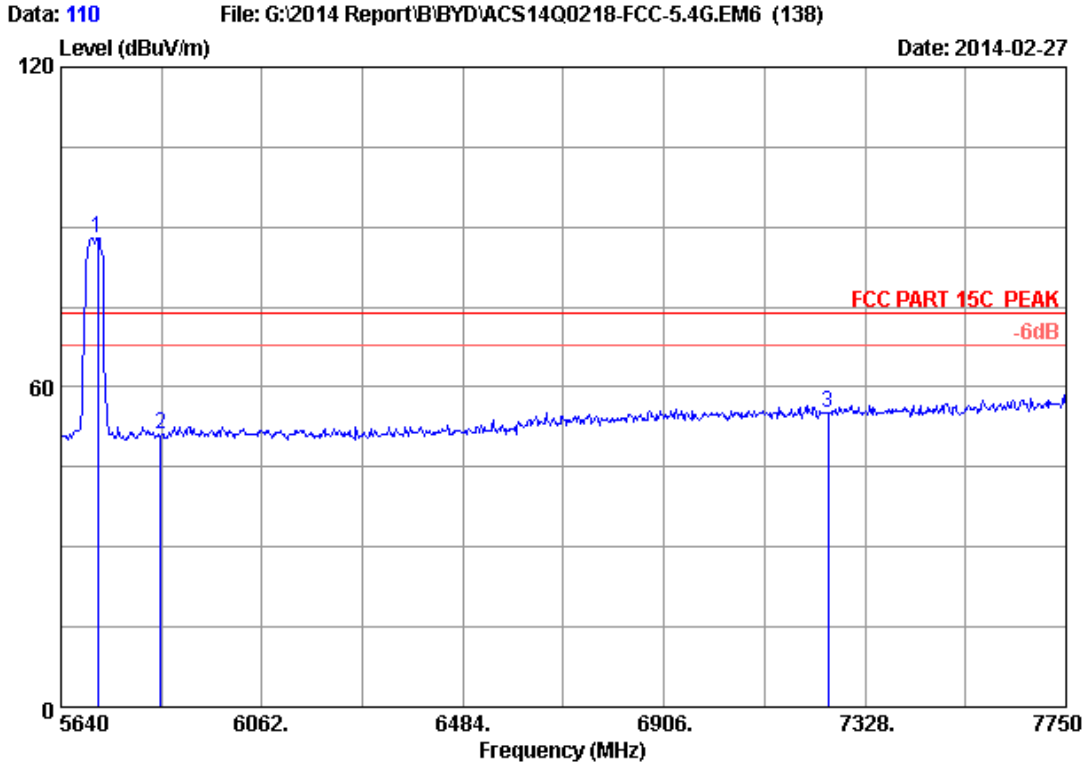
Remarks: 1. Emission Level= Antenna Factor + Cable Loss + Reading -Amp Factor
 2. The emission levels that are 20dB below the official limit are not reported.



Site no. : 3m Chamber Data no. : 109
 Dis. / Ant. : 3m 2013 3115 (4580) Ant. pol. : HORIZONTAL
 Limit : FCC PART 15C PEAK
 Env. / Ins. : 24°C/56% Engineer : Leo-Li
 EUT : Notebook
 Power Rating : DC 19V From Adapter Input AC 120V/60Hz
 Test Mode : IEEE802.11ac VHT40 CH142 5710MHz Tx
 M/N : RZ09-0116

No.	Freq. (MHz)	Ant. Factor (dB/m)	Cable Loss (dB)	AMP factor (dB)	Reading (dBuV)	Emission			Remark
						Level (dBuV/m)	Limits (dBuV/m)	Margin (dB)	
1	5703.300	34.08	9.50	35.70	77.50	85.38	74.00	-11.38	Peak
2	5850.000	34.14	9.66	35.70	43.41	51.51	74.00	22.49	Peak
3	7250.000	36.05	10.99	35.45	44.61	56.20	74.00	17.80	Peak

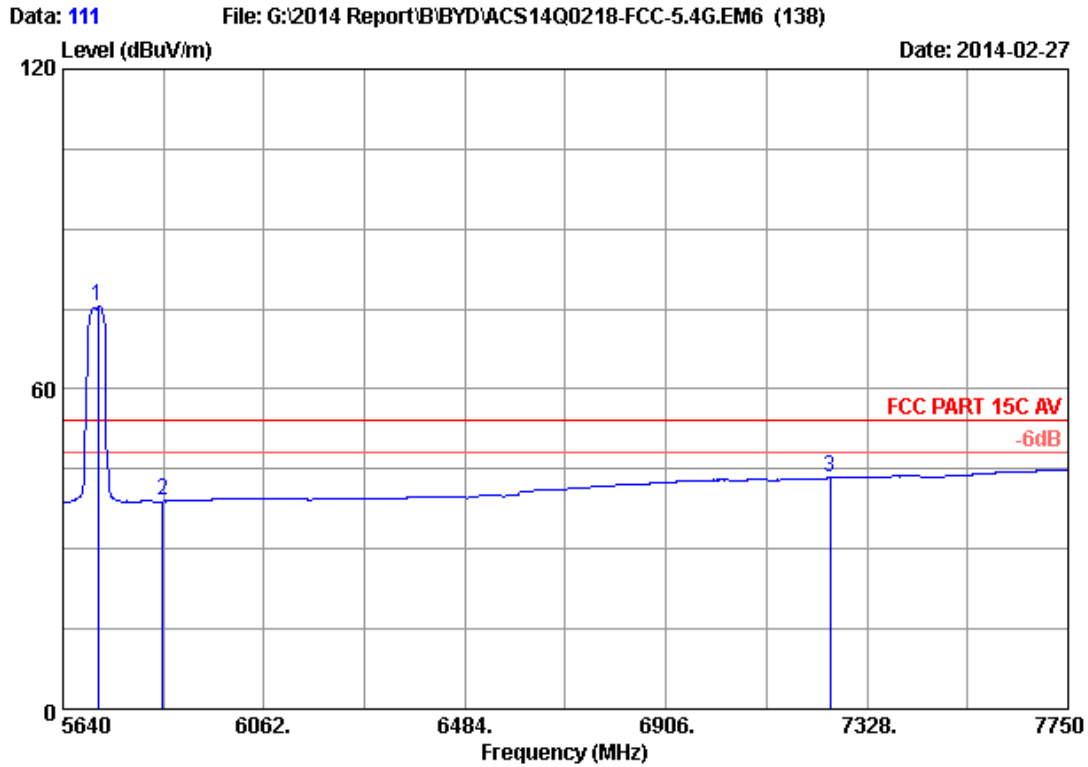
Remarks: 1. Emission Level= Antenna Factor + Cable Loss + Reading
 -Amp Factor
 2. The emission levels that are 20dB below the official
 limit are not reported.



Site no. : 3m Chamber Data no. : 110
 Dis. / Ant. : 3m 2013 3115 (4580) Ant. pol. : VERTICAL
 Limit : FCC PART 15C PEAK
 Env. / Ins. : 24°C/56% Engineer : Leo-Li
 EUT : Notebook
 Power Rating : DC 19V From Adapter Input AC 120V/60Hz
 Test Mode : IEEE802.11ac VHT40 CH142 5710MHz Tx
 M/N : RZ09-0116

No.	Freq. (MHz)	Ant. Cable AMP			Emission				Remark
		Factor (dB/m)	Loss (dB)	factor (dB)	Reading (dBuV)	Level (dBuV/m)	Limits (dBuV/m)	Margin (dB)	
1	5718.070	34.09	9.52	35.70	80.13	88.04	74.00	-14.04	Peak
2	5850.000	34.14	9.66	35.70	43.09	51.19	74.00	22.81	Peak
3	7250.000	36.05	10.99	35.45	43.50	55.09	74.00	18.91	Peak

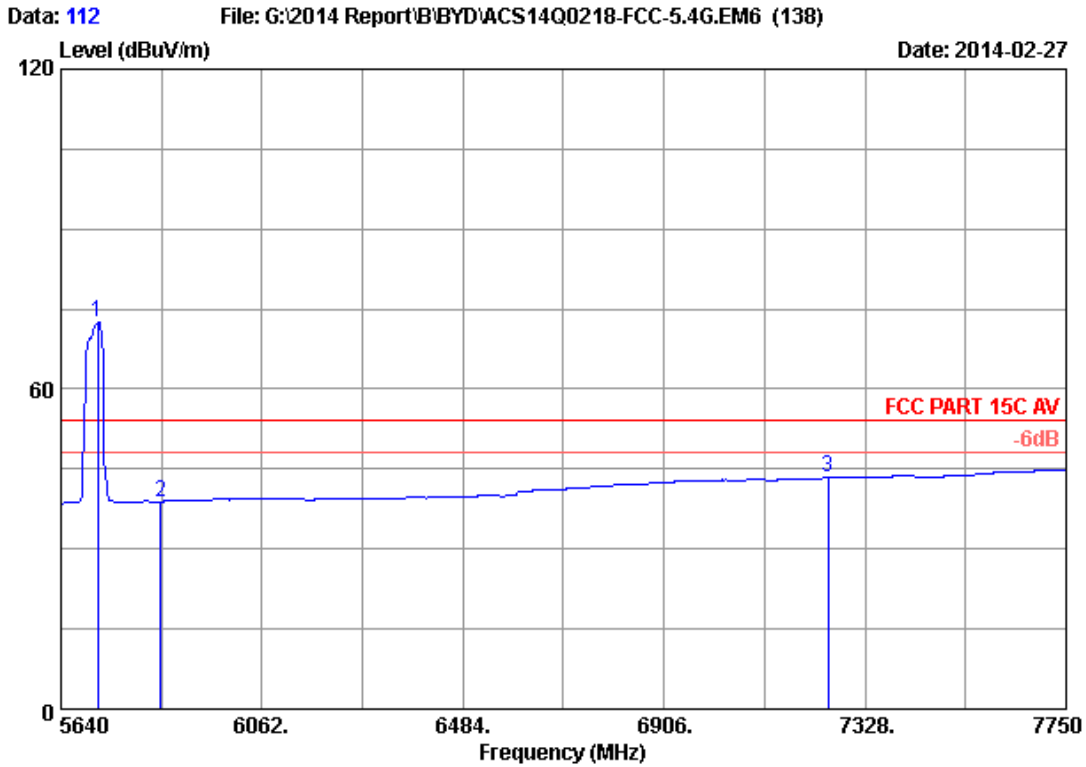
Remarks: 1. Emission Level= Antenna Factor + Cable Loss + Reading -Amp Factor
 2. The emission levels that are 20dB below the official limit are not reported.



Site no. : 3m Chamber Data no. : 111
 Dis. / Ant. : 3m 2013 3115 (4580) Ant. pol. : VERTICAL
 Limit : FCC PART 15C AV
 Env. / Ins. : 24°C/56% Engineer : Leo-Li
 EUT : Notebook
 Power Rating : DC 19V From Adapter Input AC 120V/60Hz
 Test Mode : IEEE802.11ac VHT40 CH142 5710MHz Tx
 M/N : RZ09-0116

No.	Freq. (MHz)	Ant. Factor (dB/m)	Cable Loss (dB)	AMP factor (dB)	Reading (dBuV)	Emission Level (dBuV/m)	Limits (dBuV/m)	Margin (dB)	Remark
1	5713.850	34.09	9.51	35.70	67.53	75.43	54.00	-21.43	Average
2	5850.000	34.14	9.66	35.70	30.86	38.96	54.00	15.04	Average
3	7250.000	36.05	10.99	35.45	31.77	43.36	54.00	10.64	Average

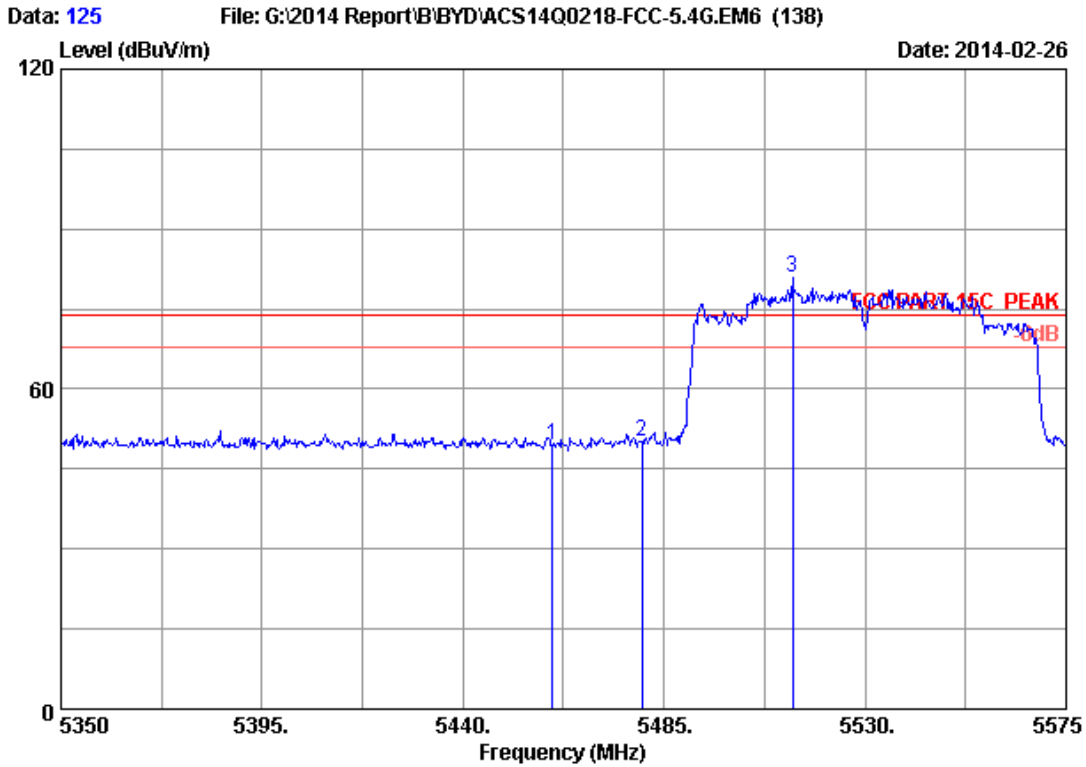
Remarks: 1. Emission Level= Antenna Factor + Cable Loss + Reading -Amp Factor
 2. The emission levels that are 20dB below the official limit are not reported.



Site no. : 3m Chamber Data no. : 112
 Dis. / Ant. : 3m 2013 3115 (4580) Ant. pol. : HORIZONTAL
 Limit : FCC PART 15C AV
 Env. / Ins. : 24°C/56% Engineer : Leo-Li
 EUT : Notebook
 Power Rating : DC 19V From Adapter Input AC 120V/60Hz
 Test Mode : IEEE802.11ac VHT40 CH142 5710MHz Tx
 M/N : RZ09-0116

No.	Freq. (MHz)	Ant. Factor (dB/m)	Cable Loss (dB)	AMP factor (dB)	Reading (dBuV)	Emission			Remark
						Level (dBuV/m)	Limits (dBuV/m)	Margin (dB)	
1	5718.070	34.09	9.52	35.70	64.60	72.51	54.00	-18.51	Average
2	5850.000	34.14	9.66	35.70	30.79	38.89	54.00	15.11	Average
3	7250.000	36.05	10.99	35.45	31.75	43.34	54.00	10.66	Average

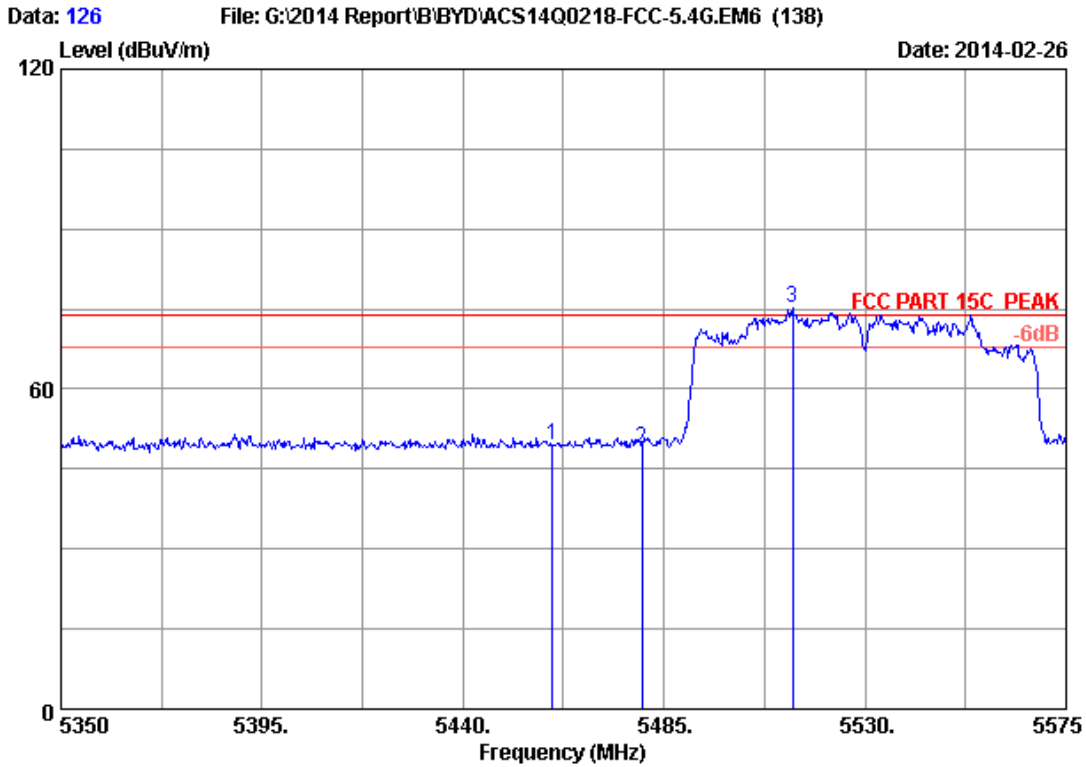
Remarks: 1. Emission Level= Antenna Factor + Cable Loss + Reading
 -Amp Factor
 2. The emission levels that are 20dB below the official
 limit are not reported.



Site no. : 3m Chamber Data no. : 125
 Dis. / Ant. : 3m 2013 3115 (4580) Ant. pol. : VERTICAL
 Limit : FCC PART 15C PEAK
 Env. / Ins. : 24°C/56% Engineer : Leo-Li
 EUT : Notebook
 Power Rating : DC 19V From Adapter Input AC 120V/60Hz
 Test Mode : IEEE802.11ac VHT80 CH106 5530MHz Tx
 M/N : RZ09-0116

No.	Freq. (MHz)	Ant. Factor (dB/m)	Cable Loss (dB)	AMP factor (dB)	Reading (dBuV)	Emission Level (dBuV/m)	Limits (dBuV/m)	Margin (dB)	Remark
1	5460.000	33.94	9.25	35.70	42.10	49.59	74.00	24.41	Peak
2	5480.000	33.97	9.27	35.70	42.53	50.07	74.00	23.93	Peak
3	5513.800	34.01	9.30	35.70	73.39	81.00	74.00	-7.00	Peak

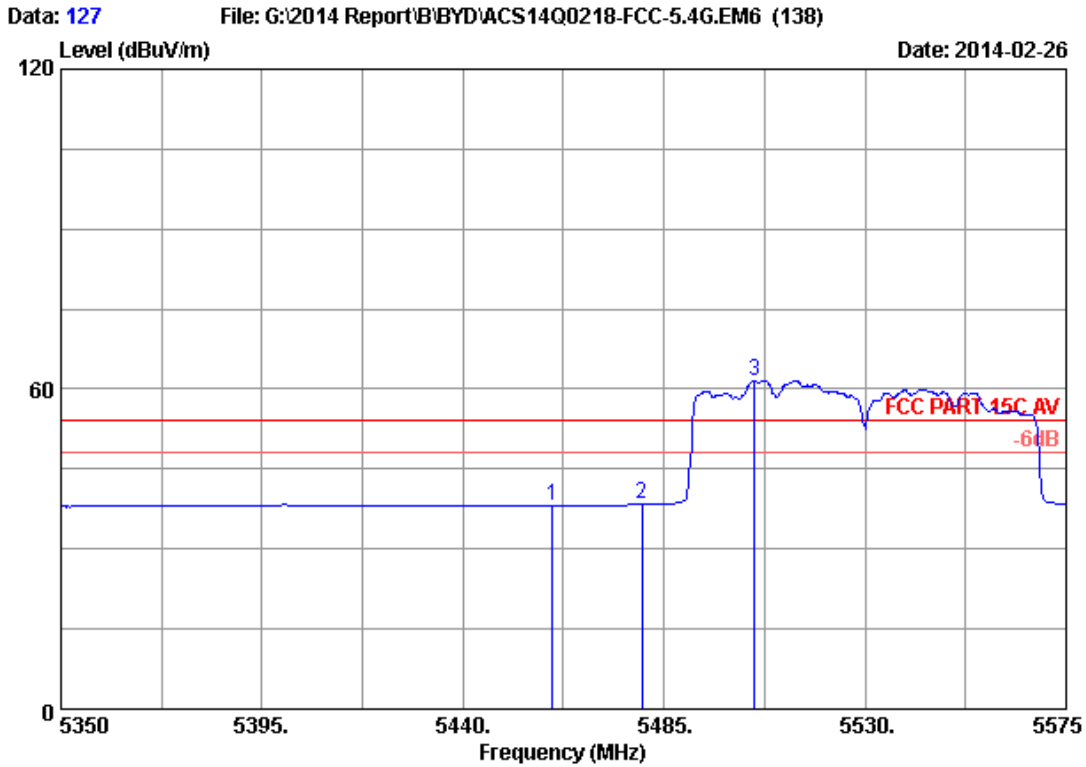
Remarks: 1. Emission Level= Antenna Factor + Cable Loss + Reading - Amp Factor
 2. The emission levels that are 20dB below the official limit are not reported.



Site no. : 3m Chamber Data no. : 126
 Dis. / Ant. : 3m 2013 3115 (4580) Ant. pol. : HORIZONTAL
 Limit : FCC PART 15C PEAK
 Env. / Ins. : 24°C/56% Engineer : Leo-Li
 EUT : Notebook
 Power Rating : DC 19V From Adapter Input AC 120V/60Hz
 Test Mode : IEEE802.11ac VHT80 CH106 5530MHz Tx
 M/N : RZ09-0116

No.	Freq. (MHz)	Ant. Factor (dB/m)	Cable Loss (dB)	AMP factor (dB)	Reading (dBuV)	Emission Level (dBuV/m)	Limits (dBuV/m)	Margin (dB)	Remark
1	5460.000	33.94	9.25	35.70	41.82	49.31	74.00	24.69	Peak
2	5480.000	33.97	9.27	35.70	41.24	48.78	74.00	25.22	Peak
3	5513.800	34.01	9.30	35.70	67.62	75.23	74.00	-1.23	Peak

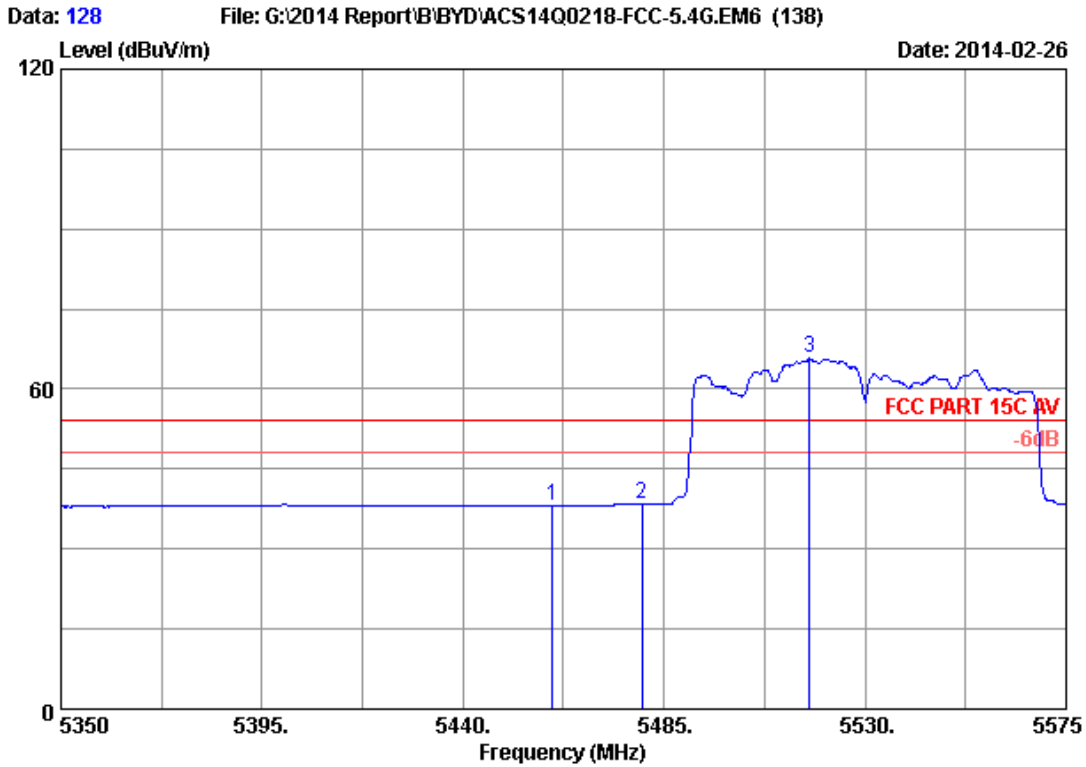
Remarks: 1. Emission Level= Antenna Factor + Cable Loss + Reading - Amp Factor
 2. The emission levels that are 20dB below the official limit are not reported.



Site no. : 3m Chamber Data no. : 127
 Dis. / Ant. : 3m 2013 3115 (4580) Ant. pol. : HORIZONTAL
 Limit : FCC PART 15C AV
 Env. / Ins. : 24°C/56% Engineer : Leo-Li
 EUT : Notebook
 Power Rating : DC 19V From Adapter Input AC 120V/60Hz
 Test Mode : IEEE802.11ac VHT80 CH106 5530MHz Tx
 M/N : RZ09-0116

No.	Freq. (MHz)	Ant. Factor (dB/m)	Cable Loss (dB)	AMP factor (dB)	Reading (dBuV)	Emission Level (dBuV/m)	Limits (dBuV/m)	Margin (dB)	Remark
1	5460.000	33.94	9.25	35.70	30.64	38.13	54.00	15.87	Average
2	5480.000	33.97	9.27	35.70	30.79	38.33	54.00	15.67	Average
3	5505.250	34.00	9.29	35.70	53.95	61.54	54.00	-7.54	Average

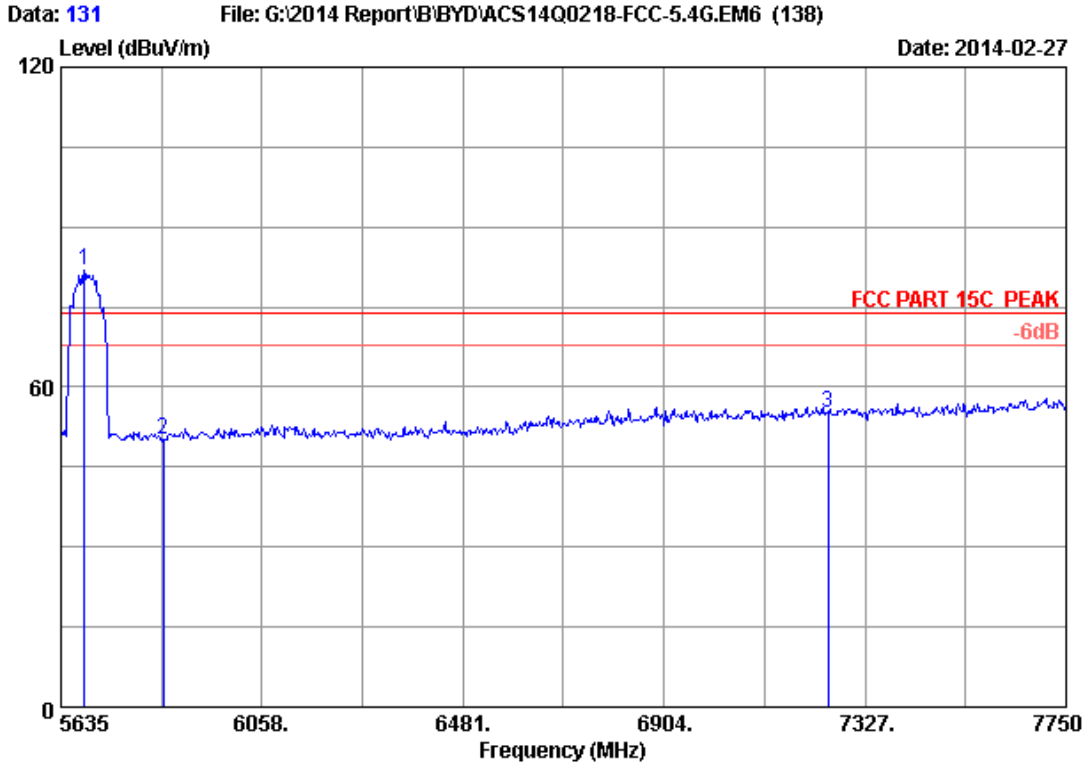
Remarks: 1. Emission Level= Antenna Factor + Cable Loss + Reading - Amp Factor
 2. The emission levels that are 20dB below the official limit are not reported.



Site no. : 3m Chamber Data no. : 128
 Dis. / Ant. : 3m 2013 3115 (4580) Ant. pol. : VERTICAL
 Limit : FCC PART 15C AV
 Env. / Ins. : 24°C/56% Engineer : Leo-Li
 EUT : Notebook
 Power Rating : DC 19V From Adapter Input AC 120V/60Hz
 Test Mode : IEEE802.11ac VHT80 CH106 5530MHz Tx
 M/N : RZ09-0116

No.	Freq. (MHz)	Ant. Factor (dB/m)	Cable Loss (dB)	AMP factor (dB)	Reading (dBuV)	Emission			Remark
						Level (dBuV/m)	Limits (dBuV/m)	Margin (dB)	
1	5460.000	33.94	9.25	35.70	30.62	38.11	54.00	15.89	Average
2	5480.000	33.97	9.27	35.70	30.92	38.46	54.00	15.54	Average
3	5517.625	34.01	9.31	35.70	58.08	65.70	54.00	-11.70	Average

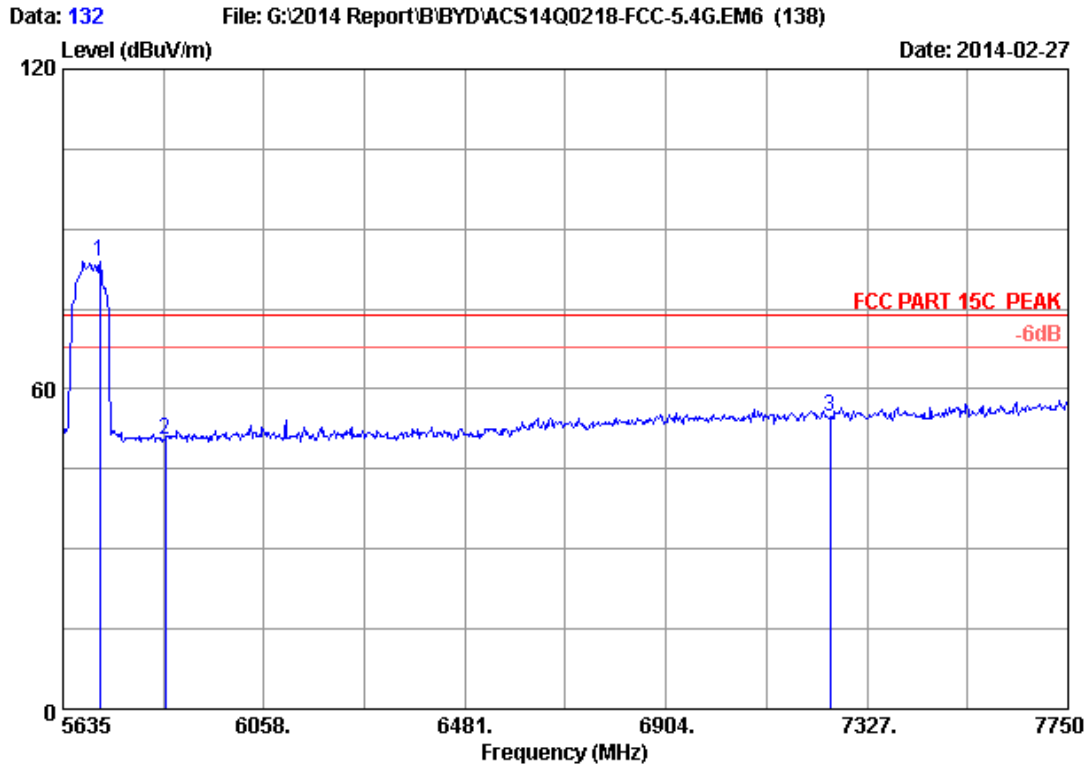
Remarks: 1. Emission Level= Antenna Factor + Cable Loss + Reading - Amp Factor
 2. The emission levels that are 20dB below the official limit are not reported.



Site no. : 3m Chamber Data no. : 131
 Dis. / Ant. : 3m 2013 3115 (4580) Ant. pol. : HORIZONTAL
 Limit : FCC PART 15C PEAK
 Env. / Ins. : 24°C/56% Engineer : Leo-Li
 EUT : Notebook
 Power Rating : DC 19V From Adapter Input AC 120V/60Hz
 Test Mode : IEEE802.11ac VHT80 CH138 5690MHz Tx
 M/N : RZ09-0116

No.	Freq. (MHz)	Ant. Factor (dB/m)	Cable Loss (dB)	AMP factor (dB)	Reading (dBuV)	Emission Level (dBuV/m)	Limits (dBuV/m)	Margin (dB)	Remark
1	5683.645	34.07	9.48	35.70	73.97	81.82	74.00	-7.82	Peak
2	5850.000	34.14	9.66	35.70	42.13	50.23	74.00	23.77	Peak
3	7250.000	36.05	10.99	35.45	43.67	55.26	74.00	18.74	Peak

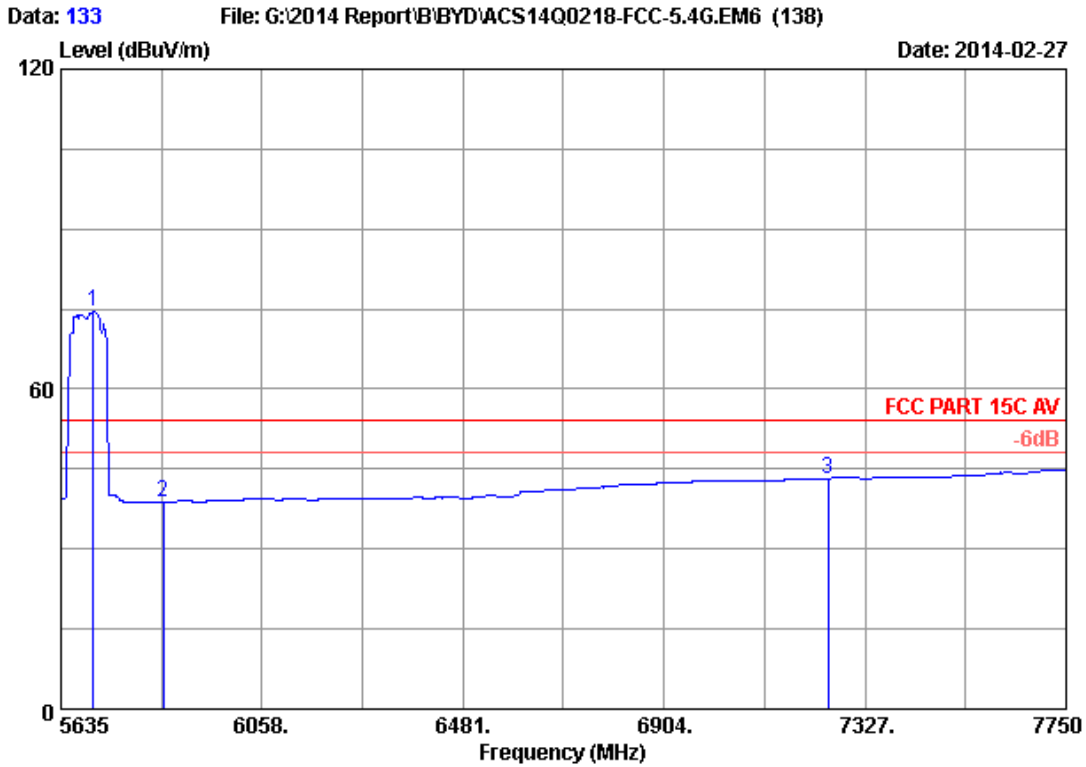
Remarks: 1. Emission Level= Antenna Factor + Cable Loss + Reading - Amp Factor
 2. The emission levels that are 20dB below the official limit are not reported.



Site no. : 3m Chamber Data no. : 132
 Dis. / Ant. : 3m 2013 3115 (4580) Ant. pol. : VERTICAL
 Limit : FCC PART 15C PEAK
 Env. / Ins. : 24°C/56% Engineer : Leo-Li
 EUT : Notebook
 Power Rating : DC 19V From Adapter Input AC 120V/60Hz
 Test Mode : IEEE802.11ac VHT80 CH138 5690MHz Tx
 M/N : RZ09-0116

No.	Freq. (MHz)	Ant. Factor (dB/m)	Cable Loss (dB)	AMP factor (dB)	Reading (dBuV)	Emission Level (dBuV/m)	Limits (dBuV/m)	Margin (dB)	Remark
1	5713.255	34.09	9.51	35.70	76.09	83.99	74.00	-9.99	Peak
2	5850.000	34.14	9.66	35.70	42.36	50.46	74.00	23.54	Peak
3	7250.000	36.05	10.99	35.45	43.09	54.68	74.00	19.32	Peak

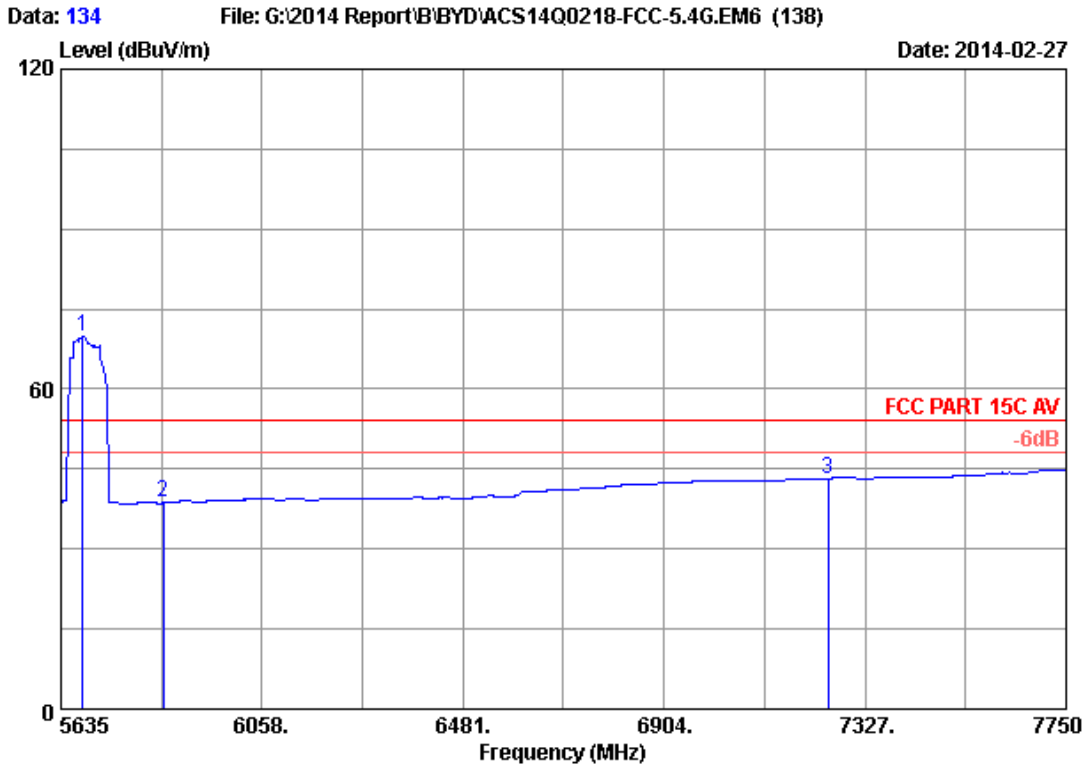
Remarks: 1. Emission Level= Antenna Factor + Cable Loss + Reading - Amp Factor
 2. The emission levels that are 20dB below the official limit are not reported.



Site no. : 3m Chamber Data no. : 133
 Dis. / Ant. : 3m 2013 3115 (4580) Ant. pol. : VERTICAL
 Limit : FCC PART 15C AV
 Env. / Ins. : 24°C/56% Engineer : Leo-Li
 EUT : Notebook
 Power Rating : DC 19V From Adapter Input AC 120V/60Hz
 Test Mode : IEEE802.11ac VHT80 CH138 5690MHz Tx
 M/N : RZ09-0116

No.	Freq. (MHz)	Ant. Factor (dB/m)	Cable Loss (dB)	AMP factor (dB)	Reading (dBuV)	Emission			Remark
						Level (dBuV/m)	Limits (dBuV/m)	Margin (dB)	
1	5702.680	34.08	9.50	35.70	66.69	74.57	54.00	-20.57	Average
2	5850.000	34.14	9.66	35.70	30.56	38.66	54.00	15.34	Average
3	7250.000	36.05	10.99	35.45	31.65	43.24	54.00	10.76	Average

Remarks: 1. Emission Level= Antenna Factor + Cable Loss + Reading - Amp Factor
 2. The emission levels that are 20dB below the official limit are not reported.



Site no. : 3m Chamber Data no. : 134
 Dis. / Ant. : 3m 2013 3115 (4580) Ant. pol. : HORIZONTAL
 Limit : FCC PART 15C AV
 Env. / Ins. : 24°C/56% Engineer : Leo-Li
 EUT : Notebook
 Power Rating : DC 19V From Adapter Input AC 120V/60Hz
 Test Mode : IEEE802.11ac VHT80 CH138 5690MHz Tx
 M/N : RZ09-0116

No.	Freq. (MHz)	Ant. Factor (dB/m)	Cable Loss (dB)	AMP factor (dB)	Reading (dBuV)	Emission Level (dBuV/m)	Limits (dBuV/m)	Margin (dB)	Remark
1	5681.530	34.07	9.48	35.70	62.00	69.85	54.00	-15.85	Average
2	5850.000	34.14	9.66	35.70	30.54	38.64	54.00	15.36	Average
3	7250.000	36.05	10.99	35.45	31.64	43.23	54.00	10.77	Average

Remarks: 1. Emission Level= Antenna Factor + Cable Loss + Reading - Amp Factor
 2. The emission levels that are 20dB below the official limit are not reported.

6. 20dB & 26dB Bandwidth Test

6.1. Test Equipment

Item	Equipment	Manufacturer	Model No.	Serial No.	Last Cal.	Cal. Interval
1.	PXA Signal Analyzer	Agilent	N9030A	MY51380221	Oct.31, 13	1 Year
2.	Antenna	EMCO	3115	9607-4877	May.08, 13	1 Year
3.	HF Cable	Hubersuhner	Sucoflex104	-	May.08, 13	1 Year

6.2. Limit

No limit

6.3. Test Procedure

The transmitter output was connected to a spectrum analyzer, The bandwidth of the fundamental frequency was measured by spectrum analyzer with 300kHz RBW and 1 MHz VBW. The 26dB bandwidth is defined as the total spectrum the power of which is higher than peak power minus 26dB.

6.4. Test Results

**5150-5250MHz:
20dB bandwidth**

EUT:Notebook		
M/N:RZ09-0116		
Test date: 2014-02-27	Pressure: 101.3±1.0 kpa	Humidity:53.4±3.0%
Tested by: Kevin_Hu	Test site: RF site	Temperature:21.8±0.6 °C

Cable loss: 1 dB		Attenuator loss: 20 dB		
Test Mode	Frequency (MHz)	20dB bandwidth (MHz)		Limit (KHz)
		Chain A	Chain B	
11a	5180	19.80	19.61	N/A
	5200	19.49	19.54	N/A
	5240	19.63	19.67	N/A
11n HT20	5180	20.47	20.83	N/A
	5200	20.43	20.30	N/A
	5240	20.61	20.24	N/A
11n HT40	5190	38.73	38.55	N/A
	5230	38.11	38.73	N/A
11ac VHT20	5180	20.45	21.24	N/A
	5200	19.73	20.47	N/A
	5240	20.55	20.26	N/A
11ac VHT40	5190	38.46	38.75	N/A
	5230	38.58	37.85	N/A
11ac VHT80	5210	78.76	78.98	N/A

Conclusion : PASS

26dB bandwidth

EUT:Notebook		
M/N:RZ09-0116		
Test date: 2014-02-27	Pressure: 101.3±1.0kpa	Humidity:53.4±3.0%
Tested by: Kevin_Hu	Test site: RF site	Temperature:21.8±0.6 °C

Cable loss: 1 dB		Attenuator loss: 20 dB		
Test Mode	Frequency (MHz)	26dB bandwidth (MHz)		Limit (KHz)
		Chain A	Chain B	
11a	5180	23.88	24.52	N/A
	5200	23.32	23.18	N/A
	5240	22.52	25.06	N/A
11n HT20	5180	24.58	24.04	N/A
	5200	23.15	23.91	N/A
	5240	24.13	25.35	N/A
11n HT40	5190	42.75	43.70	N/A
	5230	43.14	41.88	N/A
11ac VHT20	5180	24.08	24.93	N/A
	5200	24.57	23.34	N/A
	5240	23.27	24.65	N/A
11ac VHT40	5190	43.10	42.33	N/A
	5230	40.75	41.49	N/A
11ac VHT80	5210	89.21	81.30	N/A

Conclusion : PASS

5250-5350MHz
20dB bandwidth

EUT:Notebook		
M/N:RZ09-0116		
Test date: 2014-02-28	Pressure: 101.3±1.0kpa	Humidity:53.4±3.0%
Tested by: Kevin_Hu	Test site: RF site	Temperature:21.8±0.6 °C

Cable loss: 1 dB		Attenuator loss: 20 dB		
Test Mode	Frequency (MHz)	20dB bandwidth (MHz)		Limit (KHz)
		Chain A	Chain B	
11a	5260	18.95	18.37	N/A
	5300	19.54	19.14	N/A
	5320	18.96	18.90	N/A
11n HT20	5260	20.36	20.06	N/A
	5300	19.68	20.74	N/A
	5320	19.84	19.85	N/A
11n HT40	5270	38.40	38.26	N/A
	5310	38.64	37.70	N/A
11ac VHT20	5260	20.73	19.59	N/A
	5300	19.96	19.58	N/A
	5320	20.21	19.73	N/A
11ac VHT40	5270	38.27	38.11	N/A
	5310	38.39	37.66	N/A
11ac VHT80	5290	78.60	78.50	N/A

Conclusion : PASS

26dB bandwidth

EUT:Notebook		
M/N:RZ09-0116		
Test date: 2014-02-28	Pressure: 101.3±1.0kpa	Humidity:53.4±3.0%
Tested by: Kevin_Hu	Test site: RF site	Temperature:21.8±0.6 °C

Cable loss: 1 dB		Attenuator loss: 20 dB		
Test Mode	Frequency (MHz)	26dB bandwidth (MHz)		Limit (KHz)
		Chain A	Chain B	
11a	5260	23.75	23.29	N/A
	5300	23.20	22.99	N/A
	5320	23.25	23.86	N/A
11n HT20	5260	23.29	24.54	N/A
	5300	23.07	24.04	N/A
	5320	22.80	23.82	N/A
11n HT40	5270	41.55	41.08	N/A
	5310	41.76	40.63	N/A
11ac VHT20	5260	23.68	24.24	N/A
	5300	25.67	22.53	N/A
	5320	23.86	24.76	N/A
11ac VHT40	5270	42.02	40.54	N/A
	5310	40.29	40.59	N/A
11ac VHT80	5290	79.88	79.29	N/A

Conclusion : PASS

**5470-5725MHz:
20dB bandwidth**

EUT:Notebook		
M/N:RZ09-0116		
Test date: 2014-03-01	Pressure: 101.3±1.0kpa	Humidity:53.4±3.0%
Tested by: Kevin_Hu	Test site: RF site	Temperature:21.8±0.6 °C

Cable loss: 1 dB		Attenuator loss: 20 dB		
Test Mode	Frequency (MHz)	20dB bandwidth (MHz)		Limit (KHz)
		Chain A	Chain B	
11a	5500	19.16	18.91	N/A
	5600	19.36	19.22	N/A
	5700	18.56	18.44	N/A
11n HT20	5500	20.55	19.72	N/A
	5600	20.36	19.91	N/A
	5700	20.15	20.01	N/A
11n HT40	5510	38.60	37.90	N/A
	5670	38.33	37.90	N/A
11ac VHT20	5500	20.45	19.68	N/A
	5600	20.36	19.19	N/A
	5720	20.98	19.11	N/A
11ac VHT40	5510	38.30	38.31	N/A
	5710	38.71	37.96	N/A
11ac VHT80	5530	78.20	78.35	N/A
	5690	78.38	78.23	N/A
Conclusion : PASS				

26dB bandwidth

EUT:Notebook		
M/N:RZ09-0116		
Test date: 2014-03-01	Pressure: 101.3±1.0kpa	Humidity:53.4±3.0%
Tested by: Kevin_Hu	Test site: RF site	Temperature:21.8±0.6 °C

Cable loss: 1 dB		Attenuator loss: 20 dB		
Test Mode	Frequency (MHz)	26dB bandwidth (MHz)		Limit (KHz)
		Chain A	Chain B	
11a	5500	24.06	24.61	N/A
	5600	22.19	21.69	N/A
	5700	23.09	23.35	N/A
11n HT20	5500	23.91	24.15	N/A
	5600	23.24	22.69	N/A
	5700	24.10	22.48	N/A
11n HT40	5510	41.05	40.29	N/A
	5670	42.08	41.22	N/A
11ac VHT20	5500	23.51	23.28	N/A
	5600	23.55	24.55	N/A
	5720	22.73	22.83	N/A
11ac VHT40	5510	41.31	41.54	N/A
	5710	42.35	40.48	N/A
11ac VHT80	5530	80.27	79.30	N/A
	5690	80.21	80.27	N/A
Conclusion : PASS				

(5150-5250MHz) 20dB bandwidth:

ANT A

11a

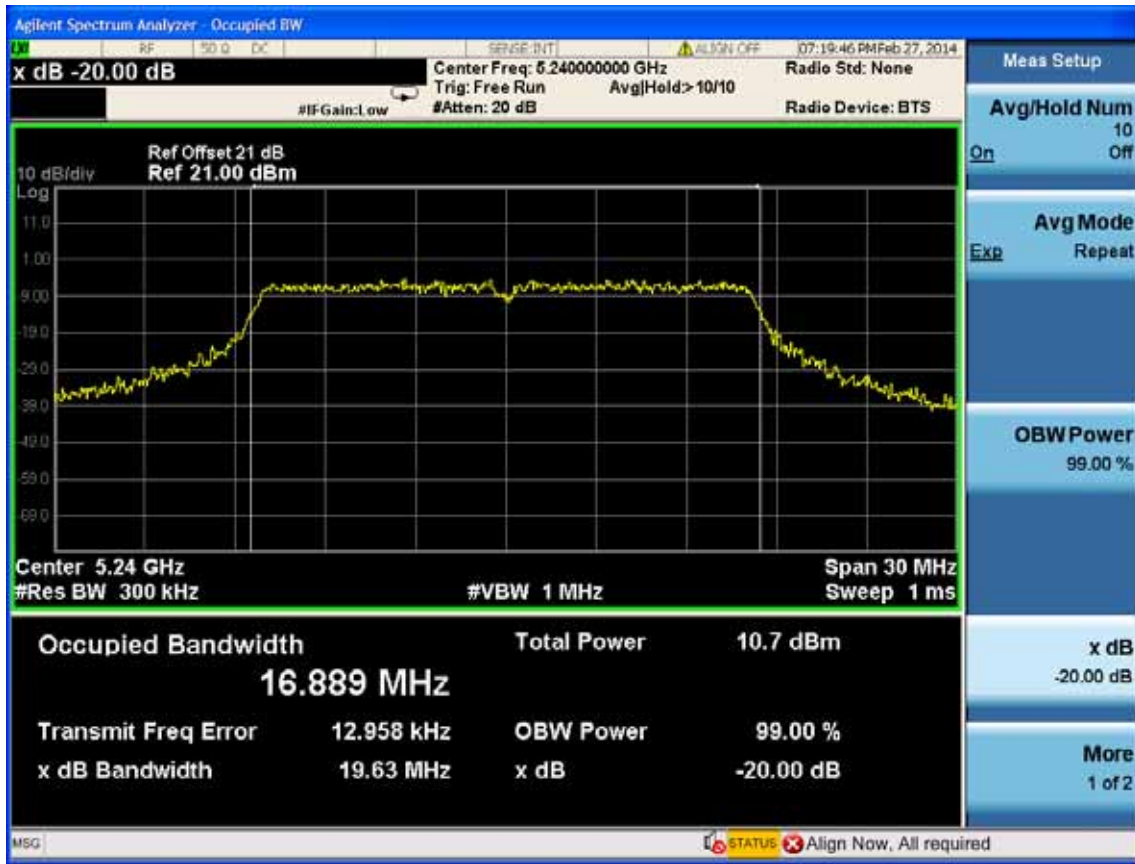
5180MHz



5200MHz

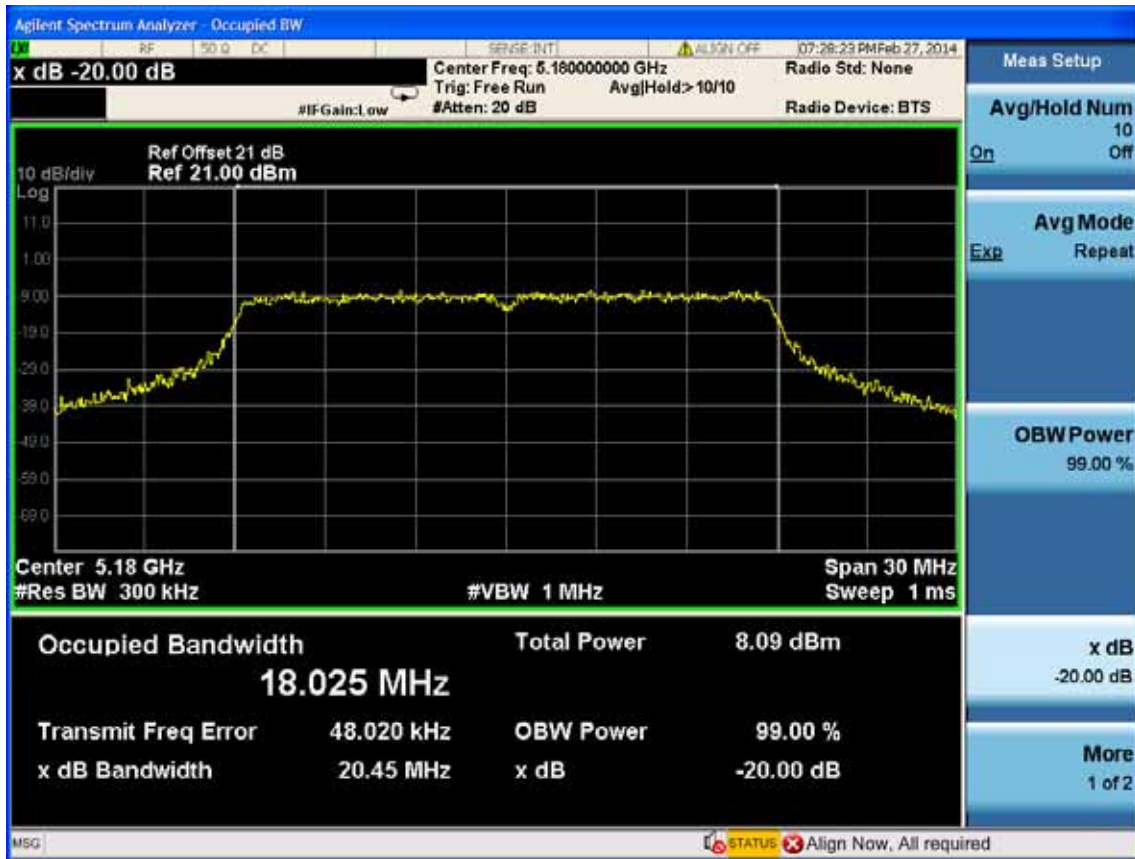


5240MHz

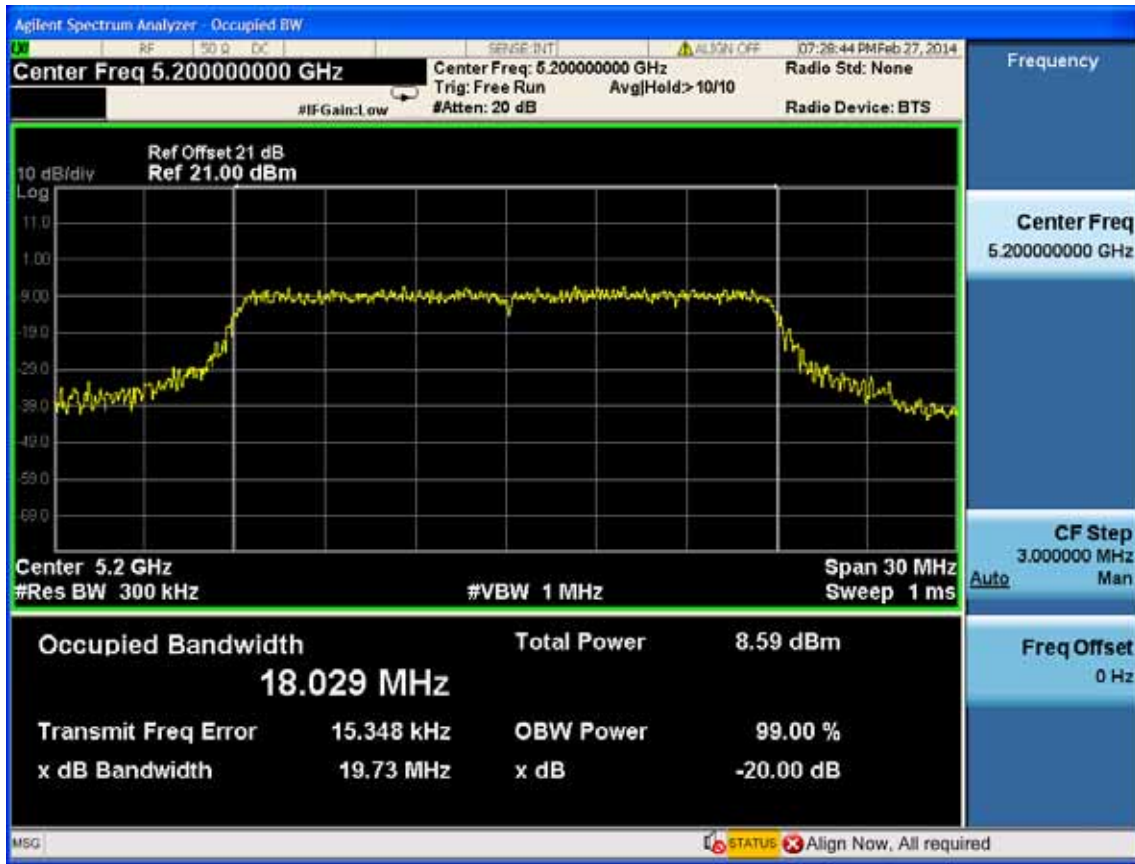


11ac VHT20

5180MHz



5200MHz



5240MHz



11ac VHT40
5190MHz



5230MHz



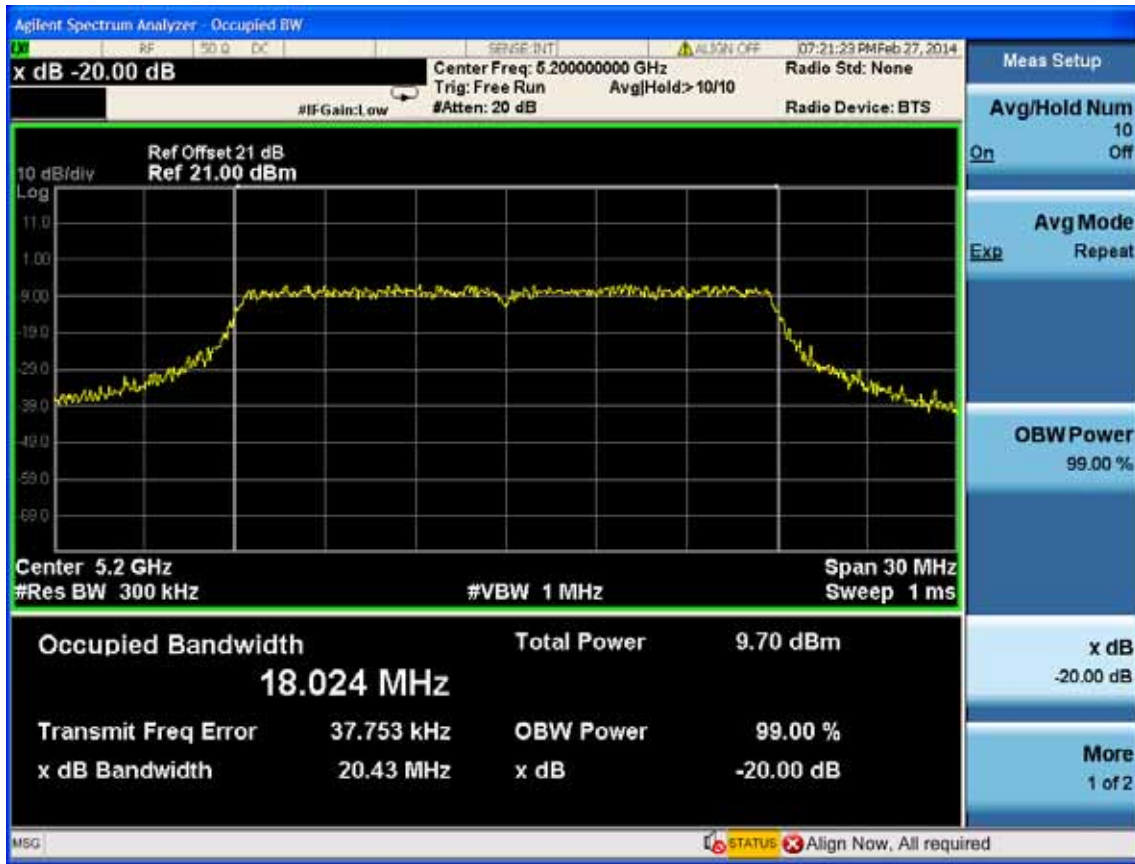
11ac VHT80
5210MHz



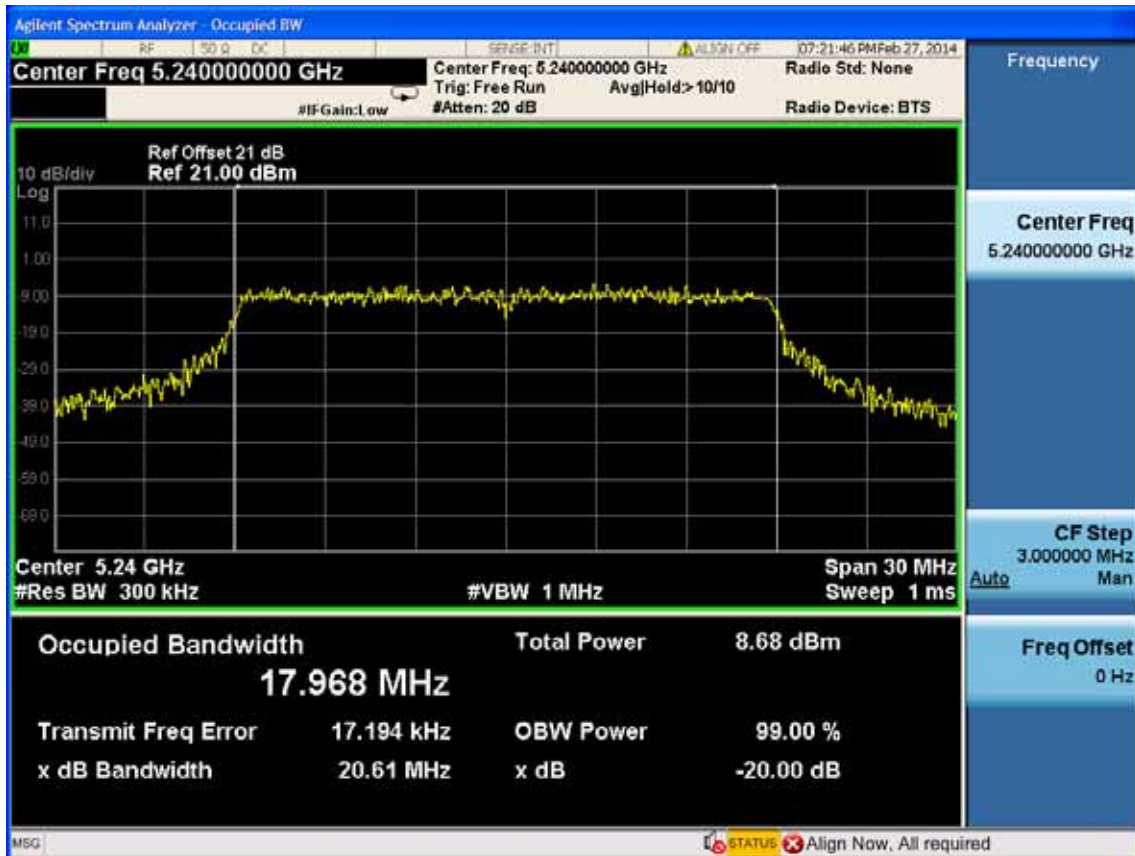
11n HT20
5180MHz



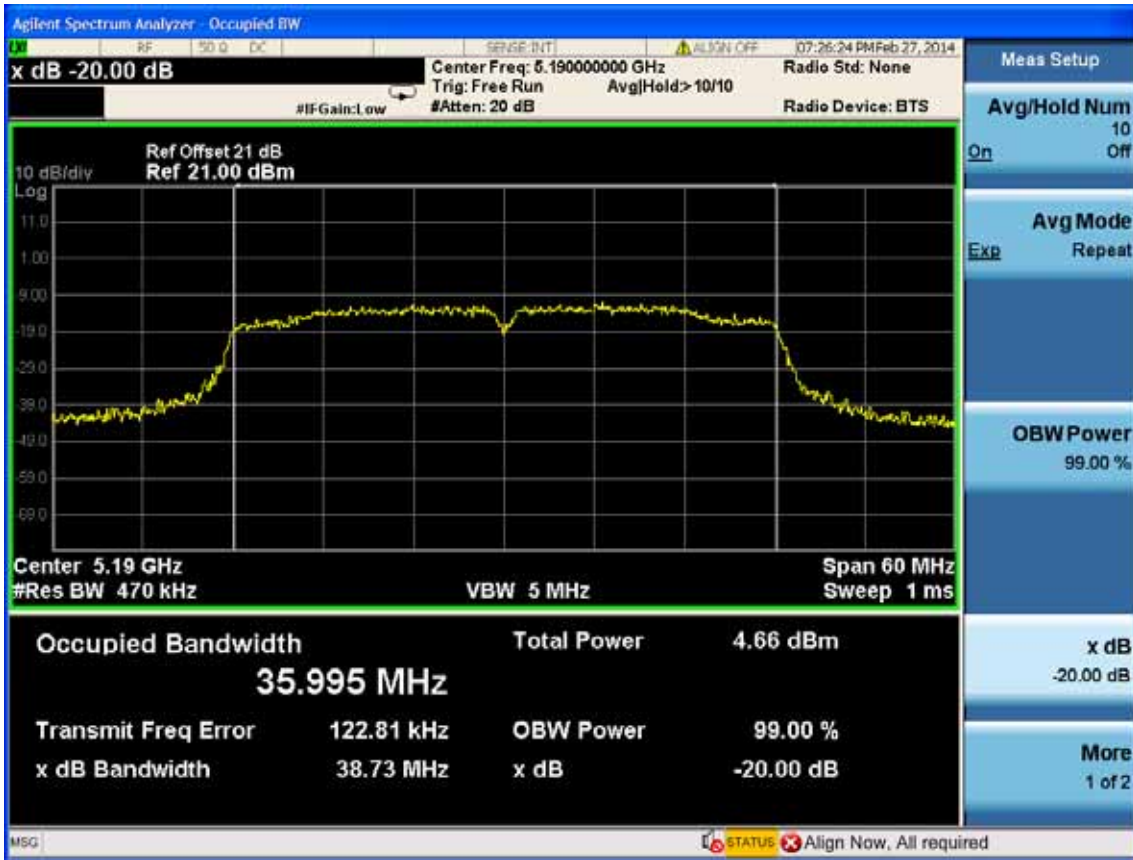
5200MHz



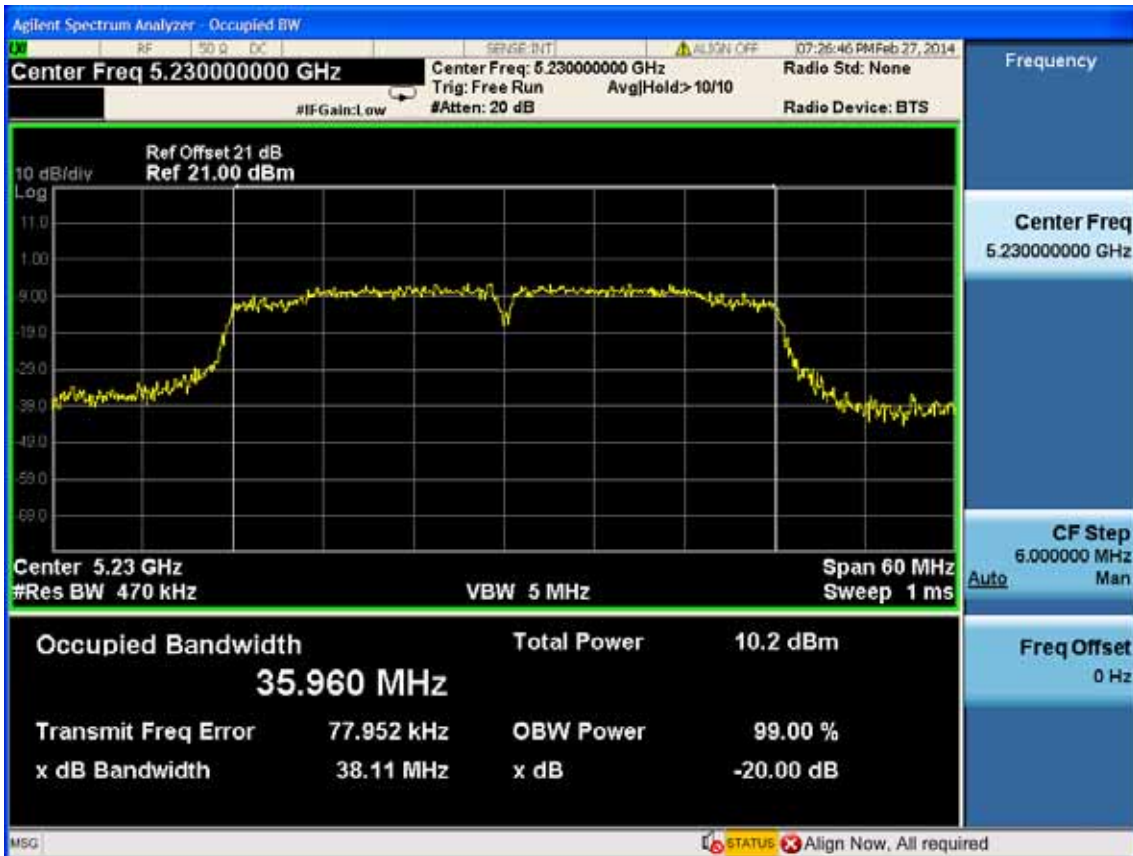
5240MHz



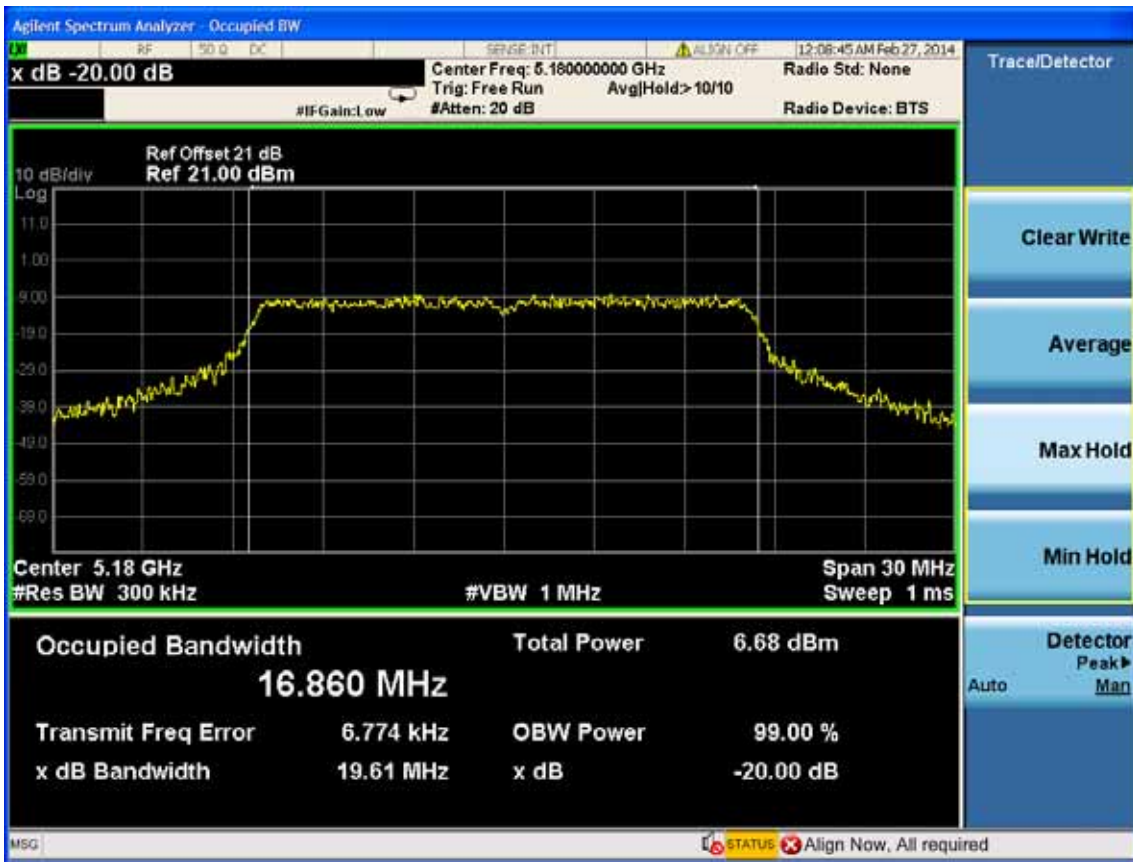
11n HT40
5190MHz



5230MHz



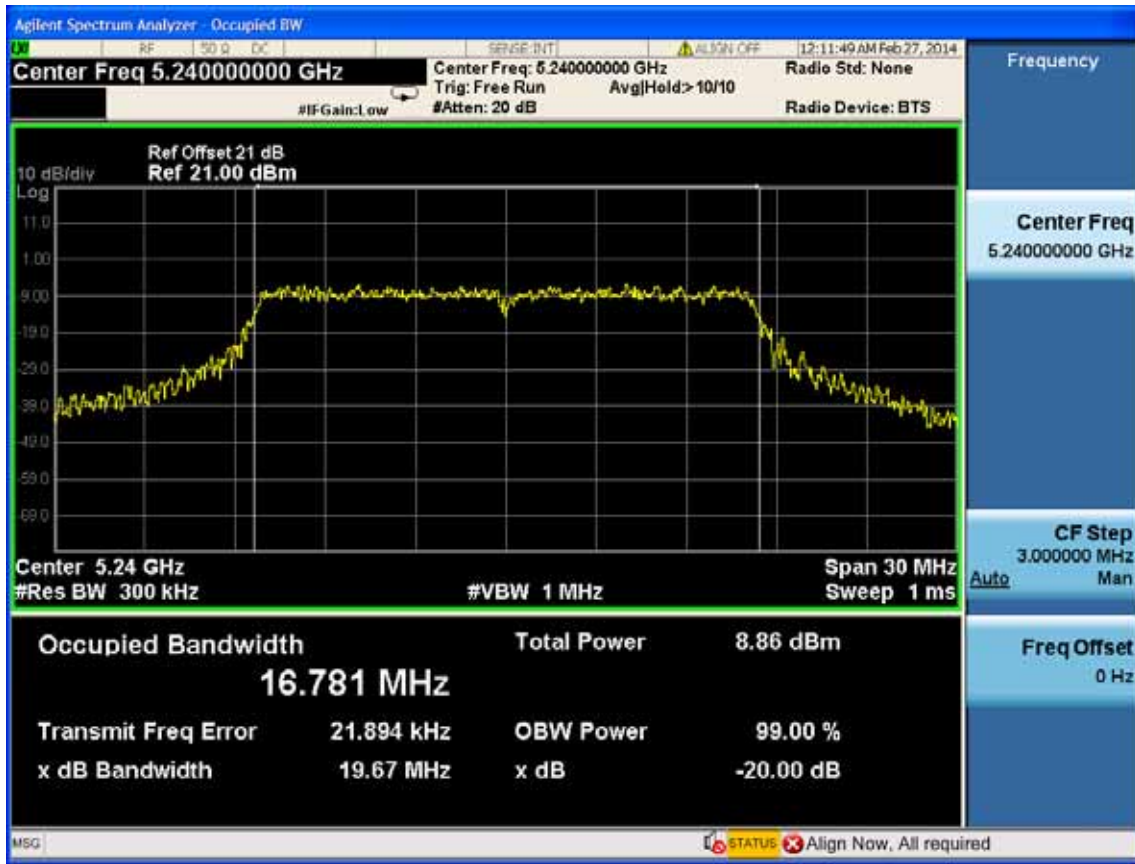
ANT B
11a
5180MHz



5200MHz

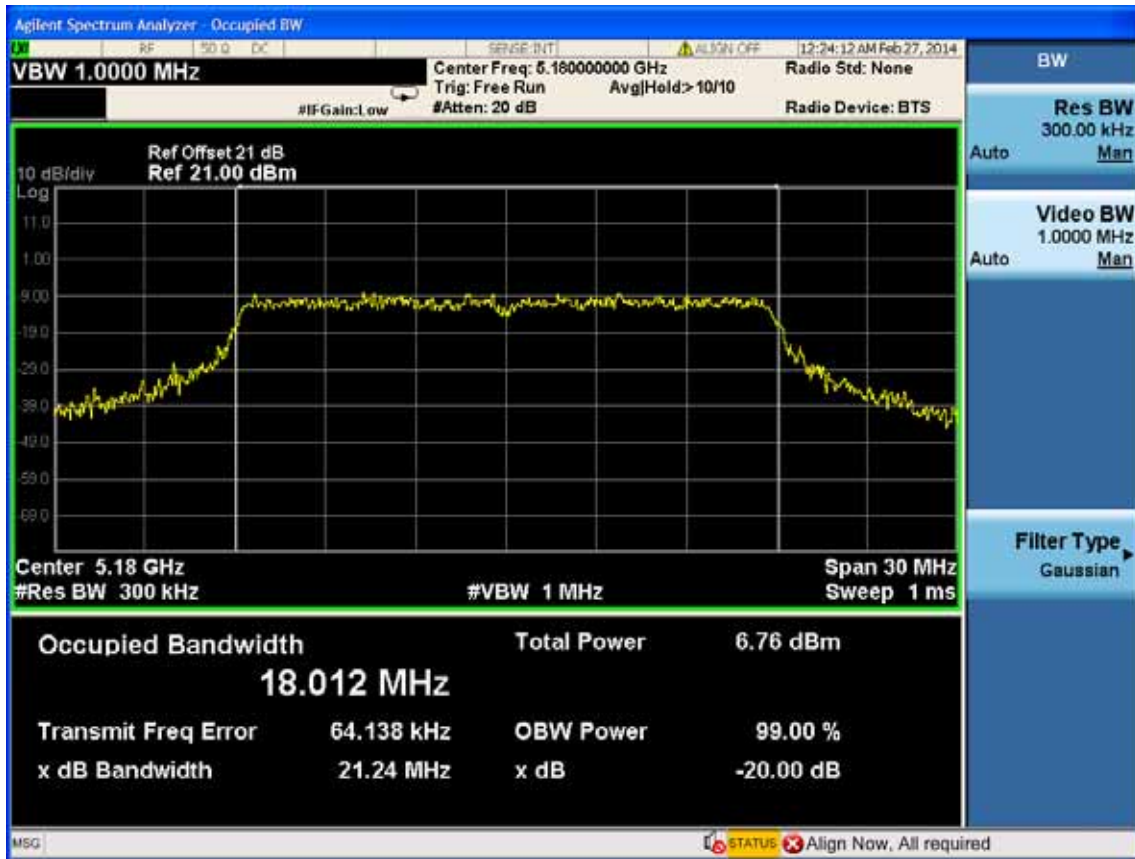


5240MHz

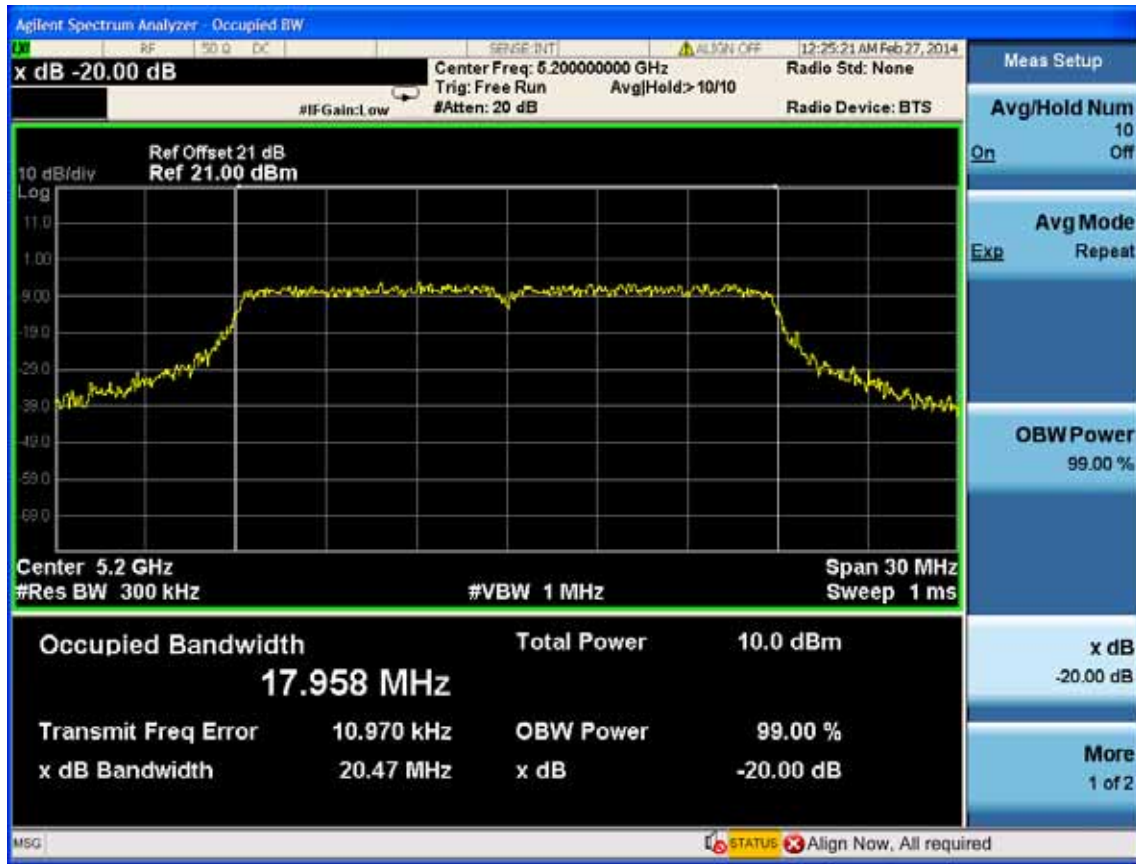


11ac VHT20

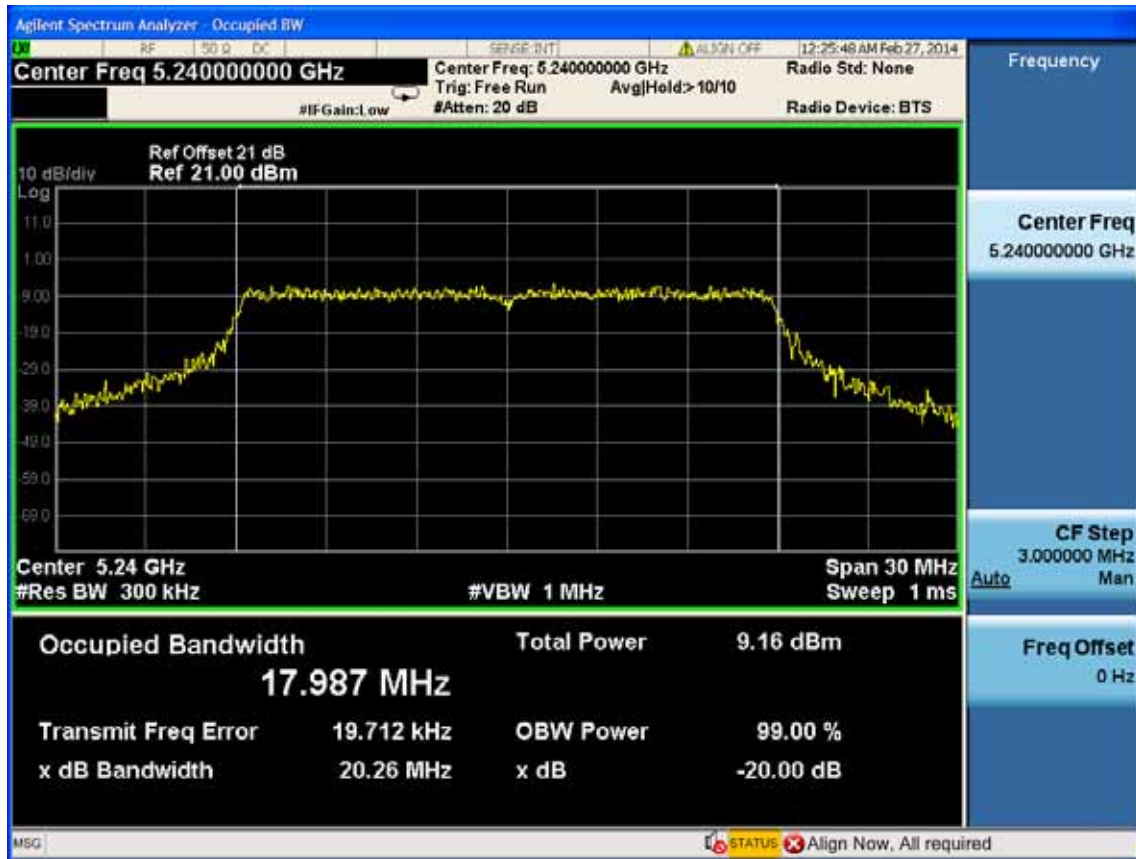
5180MHz



5200MHz



5240MHz



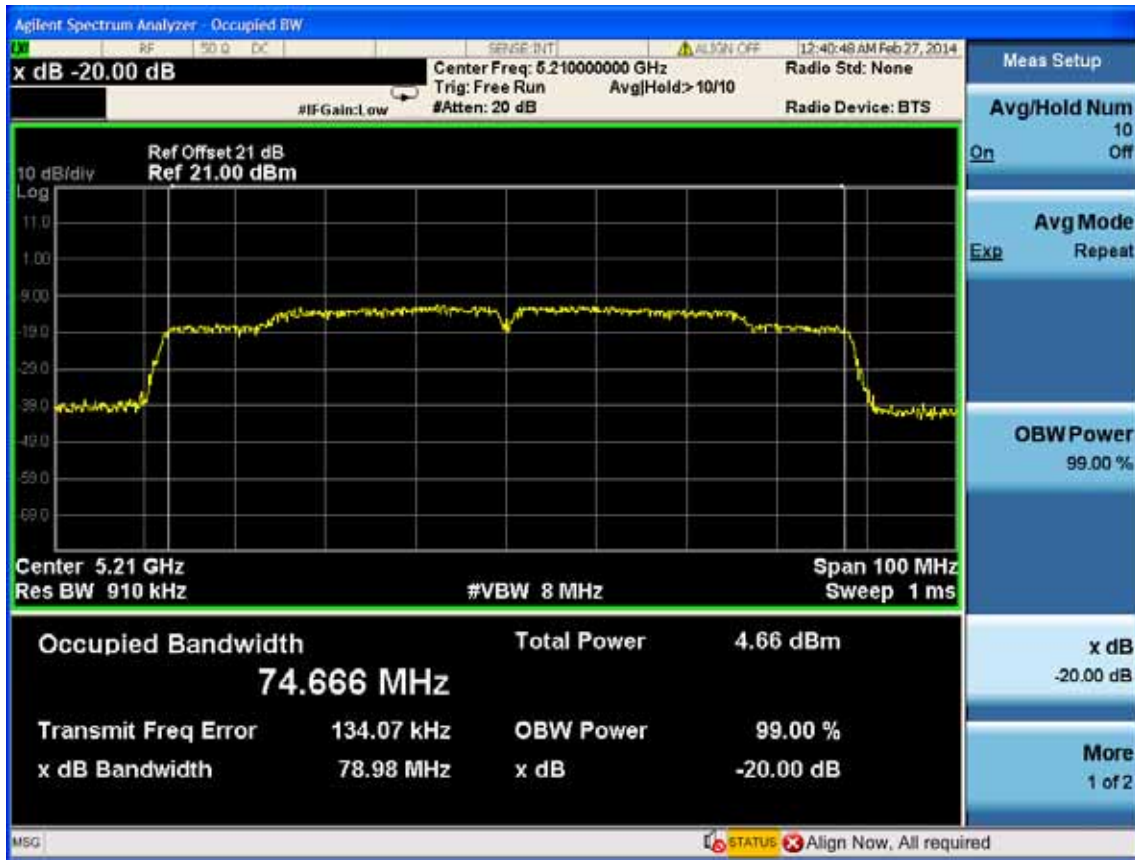
11ac VHT40
5190MHz



5230MHz



11ac VHT80
5210MHz



11n HT20
5180MHz

