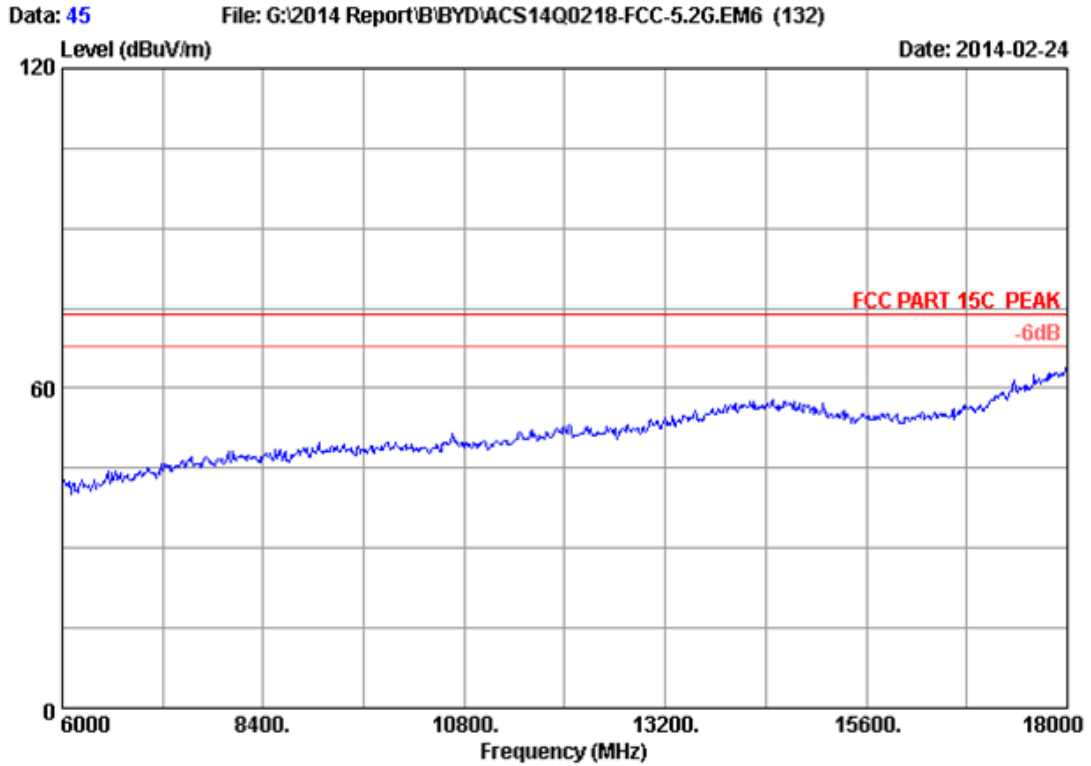


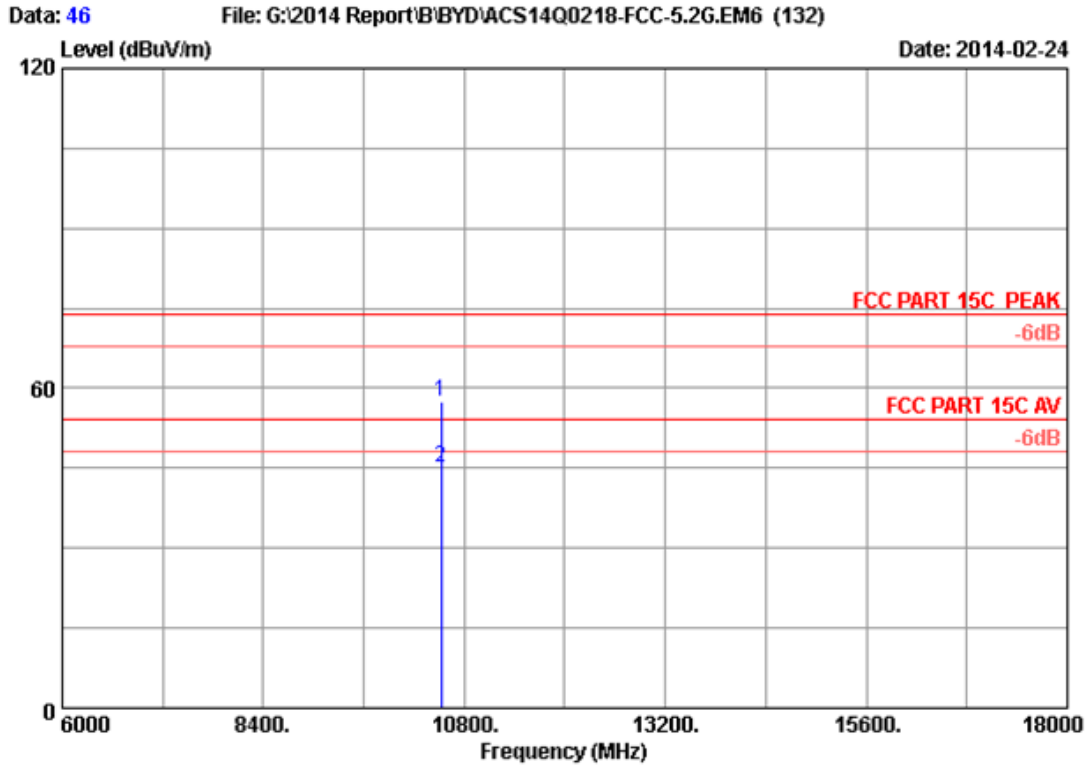
Site no. : 3m Chamber Data no. : 44
 Dis. / Ant. : 3m 2013 3115 (4580) Ant. pol. : HORIZONTAL
 Limit : FCC PART 15C PEAK
 Env. / Ins. : 24°C/56% Engineer : Leo-Li
 EUT : Notebook
 Power Rating : DC 19V From Adapter Input AC 120V/60Hz
 Test Mode : IEEE802.11n HT20 CH52 5260MHz Tx
 M/N : RZ09-0116

No.	Freq. (MHz)	Ant. Factor (dB/m)	Cable Loss (dB)	AMP factor (dB)	Reading (dBUV)	Emission Level (dBUV/m)	Limits (dBUV/m)	Margin (dB)	Remark
1	10520.000	38.21	12.73	35.42	42.08	57.60	74.00	16.40	Peak
2	10520.000	38.21	12.73	35.42	29.77	45.29	54.00	8.71	Average

Remarks: 1. Emission Level= Antenna Factor + Cable Loss + Reading - Amp Factor
 2. The emission levels that are 20dB below the official limit are not reported.



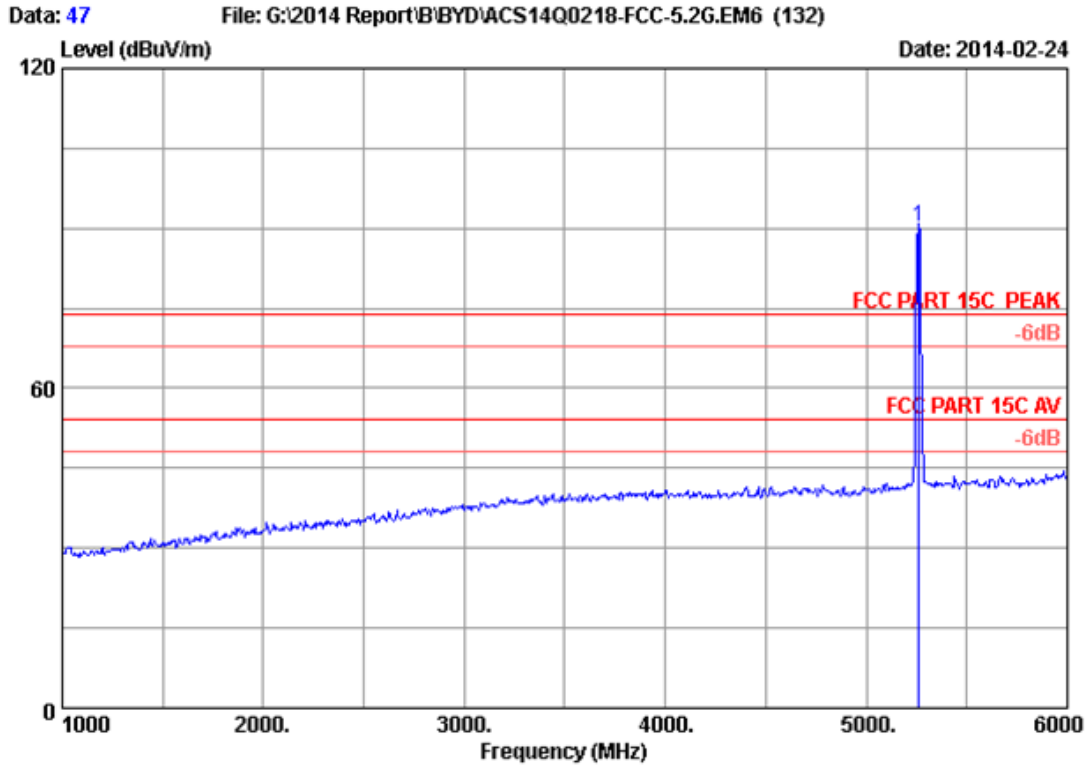
Site no. : 3m Chamber Data no. : 45
Dis. / Ant. : 3m 2013 3115 (4580) Ant. pol. : VERTICAL
Limit : FCC PART 15C PEAK
Env. / Ins. : 24°C/56% Engineer : Leo-Li
EUT : Notebook
Power Rating : DC 19V From Adapter Input AC 120V/60Hz
Test Mode : IEEE802.11n HT20 CH52 5260MHz Tx
M/N : RZ09-0116



Site no. : 3m Chamber Data no. : 46
 Dis. / Ant. : 3m 2013 3115 (4580) Ant. pol. : VERTICAL
 Limit : FCC PART 15C PEAK
 Env. / Ins. : 24°C/56% Engineer : Leo-Li
 EUT : Notebook
 Power Rating : DC 19V From Adapter Input AC 120V/60Hz
 Test Mode : IEEE802.11n HT20 CH52 5260MHz Tx
 M/N : RZ09-0116

No.	Freq. (MHz)	Ant. Factor (dB/m)	Cable Loss (dB)	AMP factor (dB)	Reading (dBUV)	Emission Level (dBUV/m)	Limits (dBUV/m)	Margin (dB)	Remark
1	10520.000	38.21	12.73	35.42	41.87	57.39	74.00	16.61	Peak
2	10520.000	38.21	12.73	35.42	29.60	45.12	54.00	8.88	Average

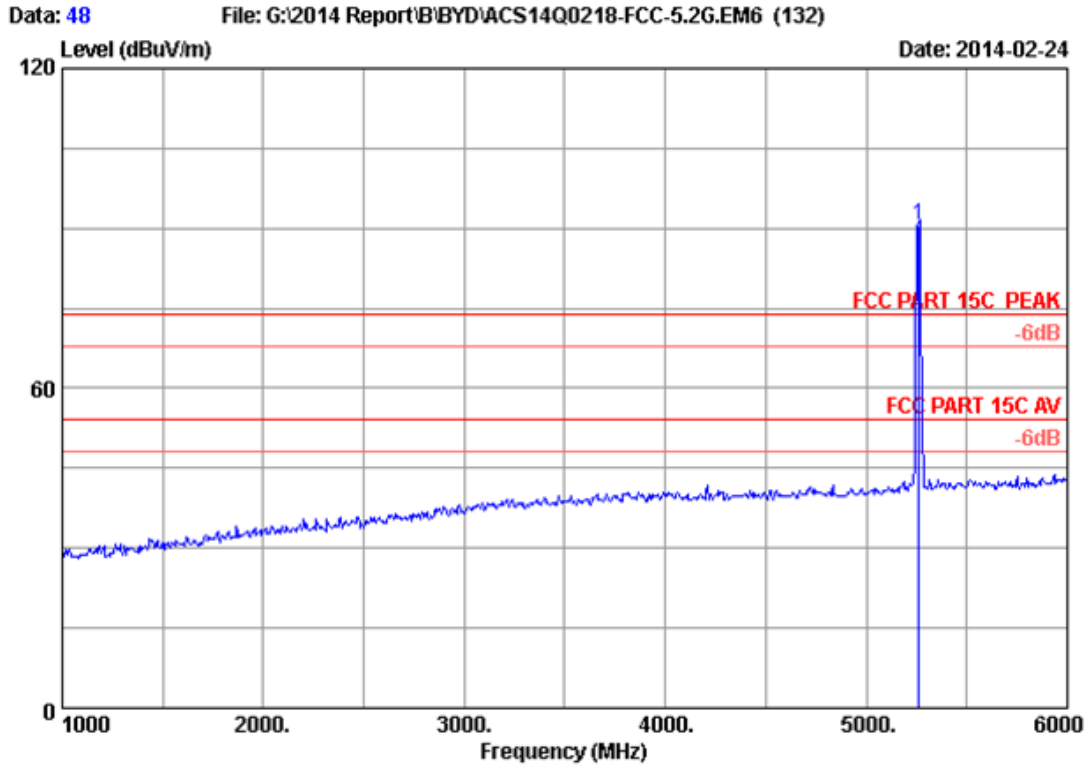
Remarks: 1. Emission Level= Antenna Factor + Cable Loss + Reading - Amp Factor
 2. The emission levels that are 20dB below the official limit are not reported.



Site no. : 3m Chamber Data no. : 47
 Dis. / Ant. : 3m 2013 3115 (4580) Ant. pol. : VERTICAL
 Limit : FCC PART 15C PEAK
 Env. / Ins. : 24°C/56% Engineer : Leo-Li
 EUT : Notebook
 Power Rating : DC 19V From Adapter Input AC 120V/60Hz
 Test Mode : IEEE802.11n HT20 CH52 5260MHz Tx
 M/N : RZ09-0116

No.	Freq. (MHz)	Ant. Factor (dB/m)	Cable Loss (dB)	AMP factor (dB)	Reading (dBUV)	Emission Level (dBUV/m)	Limits (dBUV/m)	Margin (dB)	Remark
1	5260.000	33.62	9.04	35.70	83.45	90.41	74.00	-16.41	Peak

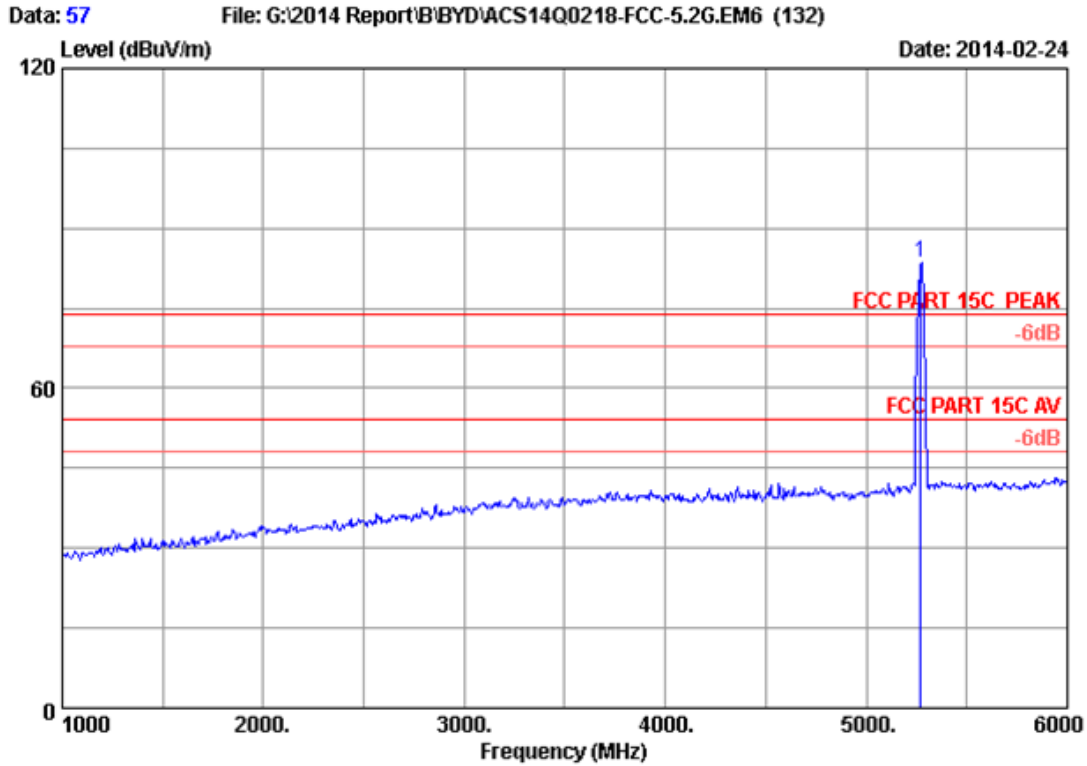
Remarks: 1. Emission Level= Antenna Factor + Cable Loss + Reading - Amp Factor
 2. The emission levels that are 20dB below the official limit are not reported.



Site no. : 3m Chamber Data no. : 48
 Dis. / Ant. : 3m 2013 3115 (4580) Ant. pol. : HORIZONTAL
 Limit : FCC PART 15C PEAK
 Env. / Ins. : 24°C/56% Engineer : Leo-Li
 EUT : Notebook
 Power Rating : DC 19V From Adapter Input AC 120V/60Hz
 Test Mode : IEEE802.11n HT20 CH52 5260MHz Tx
 M/N : RZ09-0116

No.	Freq. (MHz)	Ant. Factor (dB/m)	Cable Loss (dB)	AMP factor (dB)	Reading (dBuV)	Emission Level (dBuV/m)	Limits (dBuV/m)	Margin (dB)	Remark
1	5260.000	33.62	9.04	35.70	83.74	90.70	74.00	-16.70	Peak

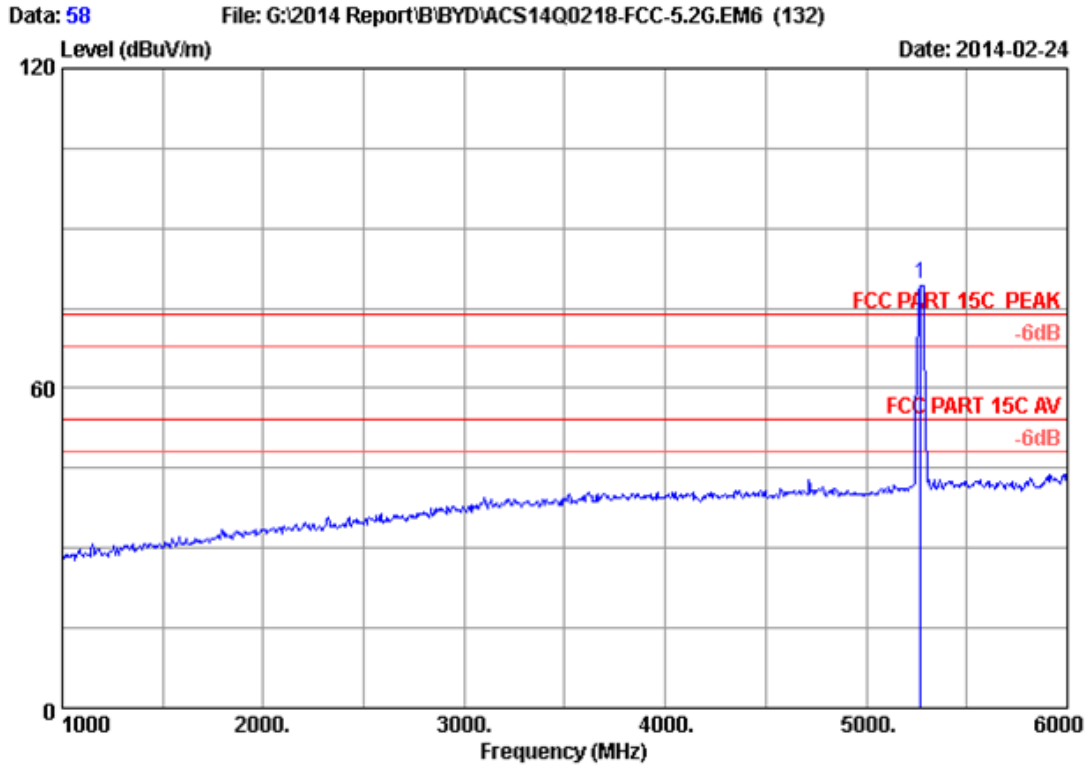
Remarks: 1. Emission Level= Antenna Factor + Cable Loss + Reading - Amp Factor
 2. The emission levels that are 20dB below the official limit are not reported.



Site no. : 3m Chamber Data no. : 57
 Dis. / Ant. : 3m 2013 3115 (4580) Ant. pol. : HORIZONTAL
 Limit : FCC PART 15C PEAK
 Env. / Ins. : 24°C/56% Engineer : Leo-Li
 EUT : Notebook
 Power Rating : DC 19V From Adapter Input AC 120V/60Hz
 Test Mode : IEEE802.11n HT40 CH54 5270MHz Tx
 M/N : RZ09-0116

No.	Freq. (MHz)	Ant. Factor (dB/m)	Cable Loss (dB)	AMP factor (dB)	Reading (dBuV)	Emission Level (dBuV/m)	Limits (dBuV/m)	Margin (dB)	Remark
1	5270.000	33.63	9.05	35.70	76.59	83.57	74.00	-9.57	Peak

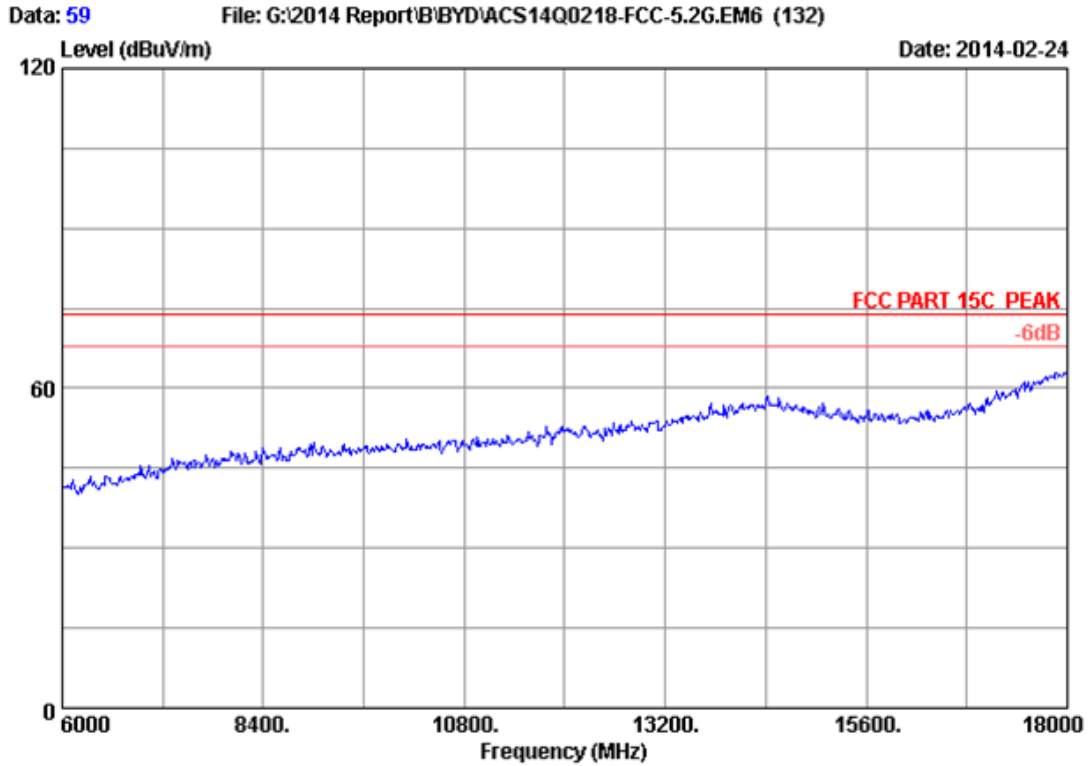
Remarks: 1. Emission Level= Antenna Factor + Cable Loss + Reading - Amp Factor
 2. The emission levels that are 20dB below the official limit are not reported.



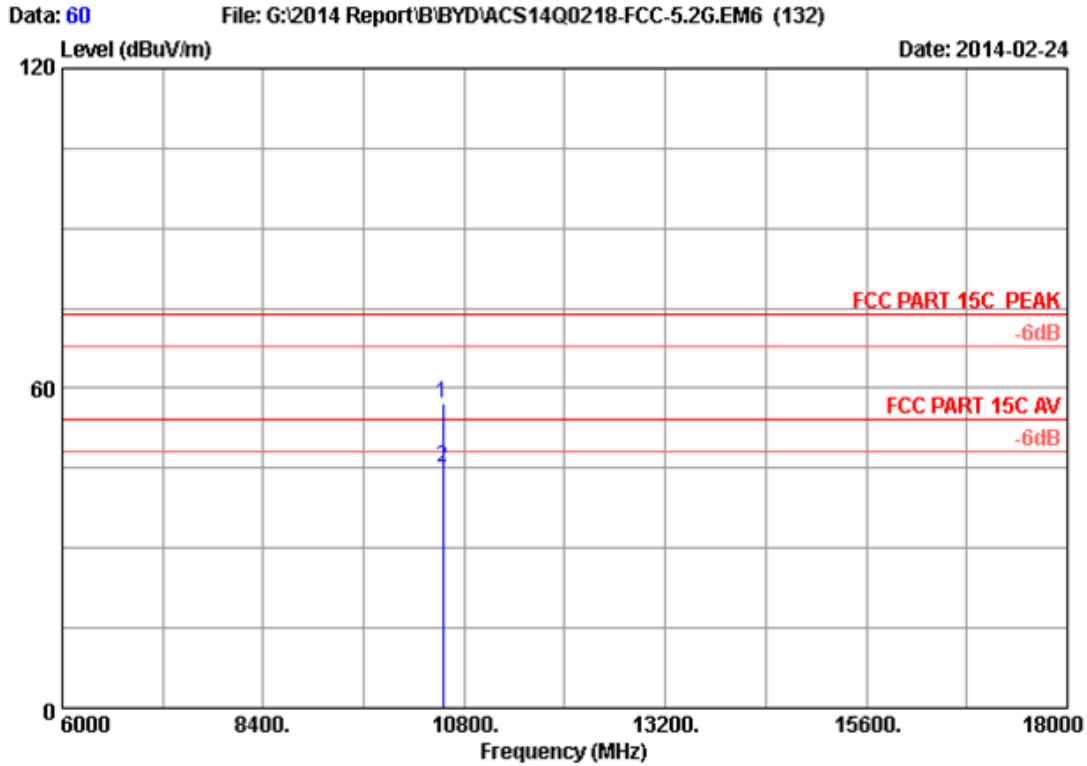
Site no. : 3m Chamber Data no. : 58
 Dis. / Ant. : 3m 2013 3115 (4580) Ant. pol. : VERTICAL
 Limit : FCC PART 15C PEAK
 Env. / Ins. : 24°C/56% Engineer : Leo-Li
 EUT : Notebook
 Power Rating : DC 19V From Adapter Input AC 120V/60Hz
 Test Mode : IEEE802.11n HT40 CH54 5270MHz Tx
 M/N : RZ09-0116

No.	Freq. (MHz)	Ant. Factor (dB/m)	Cable Loss (dB)	AMP factor (dB)	Reading (dBUV)	Emission Level (dBUV/m)	Limits (dBUV/m)	Margin (dB)	Remark
1	5270.000	33.63	9.05	35.70	72.64	79.62	74.00	-5.62	Peak

Remarks: 1. Emission Level= Antenna Factor + Cable Loss + Reading - Amp Factor
 2. The emission levels that are 20dB below the official limit are not reported.



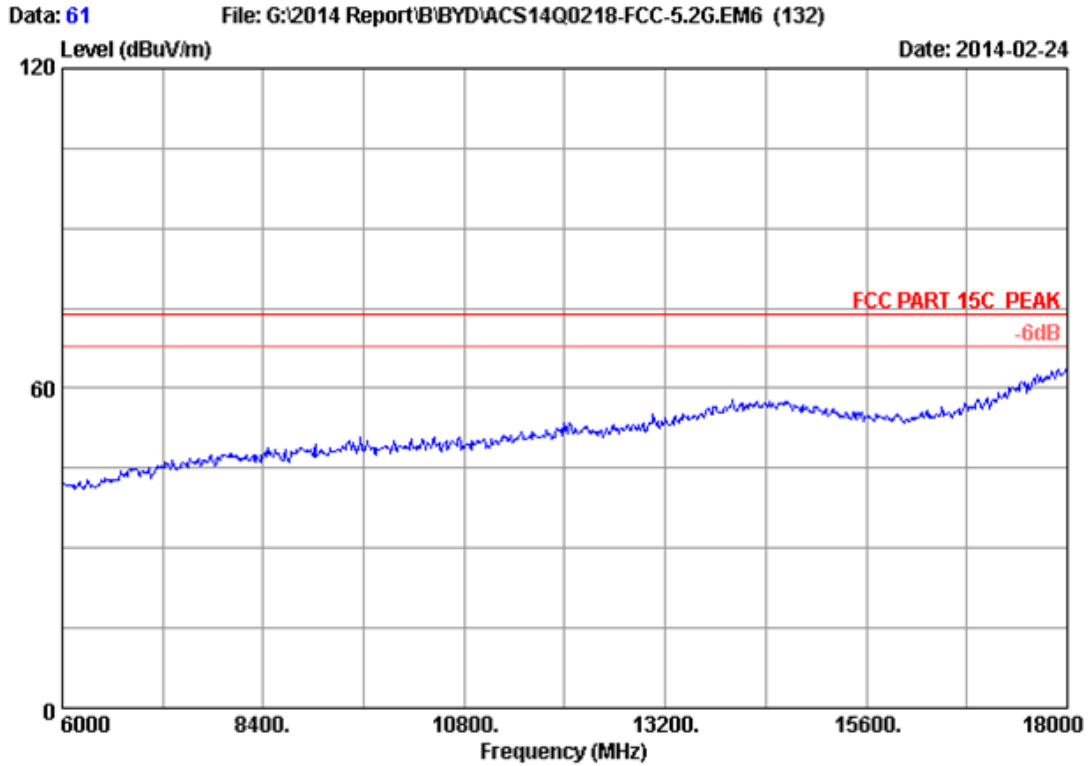
Site no. : 3m Chamber Data no. : 59
Dis. / Ant. : 3m 2013 3115 (4580) Ant. pol. : VERTICAL
Limit : FCC PART 15C PEAK
Env. / Ins. : 24°C/56% Engineer : Leo-Li
EUT : Notebook
Power Rating : DC 19V From Adapter Input AC 120V/60Hz
Test Mode : IEEE802.11n HT40 CH54 5270MHz Tx
M/N : RZ09-0116



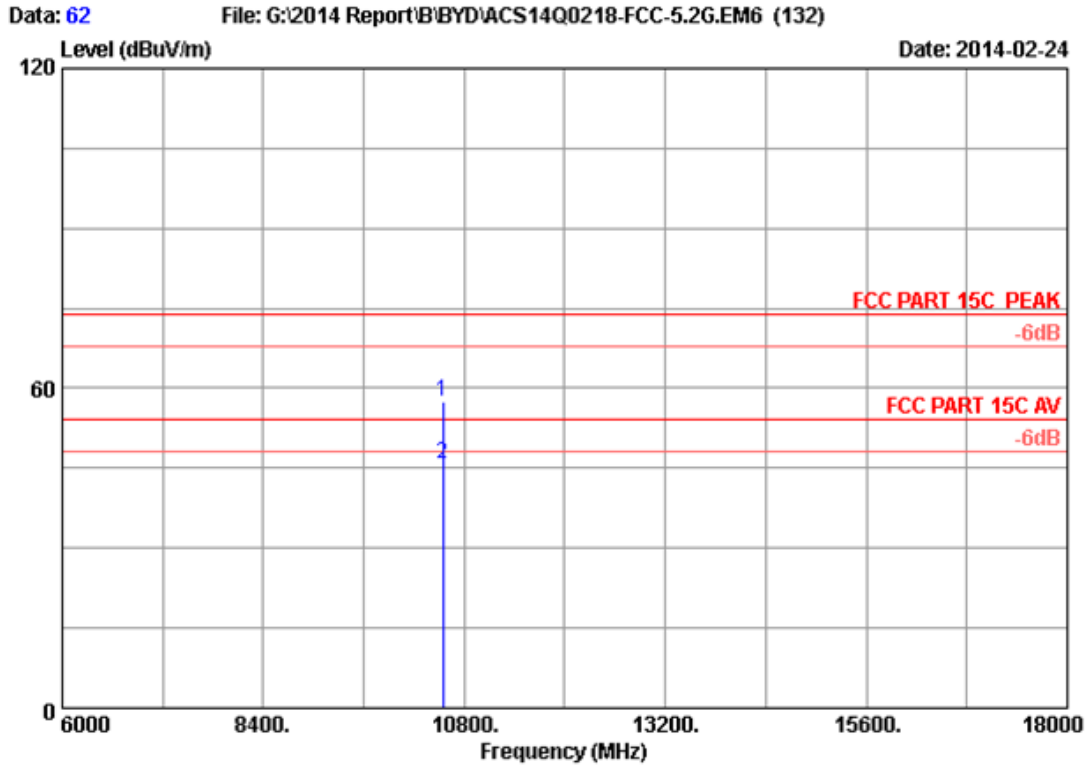
Site no. : 3m Chamber Data no. : 60
 Dis. / Ant. : 3m 2013 3115 (4580) Ant. pol. : VERTICAL
 Limit : FCC PART 15C PEAK
 Env. / Ins. : 24°C/56% Engineer : Leo-Li
 EUT : Notebook
 Power Rating : DC 19V From Adapter Input AC 120V/60Hz
 Test Mode : IEEE802.11n HT40 CH54 5270MHz Tx
 M/N : RZ09-0116

No.	Freq. (MHz)	Ant. Factor (dB/m)	Cable Loss (dB)	AMP factor (dB)	Reading (dBUV)	Emission Level (dBUV/m)	Limits (dBUV/m)	Margin (dB)	Remark
1	10540.000	38.22	12.74	35.42	41.65	57.19	74.00	16.81	Peak
2	10540.000	38.22	12.74	35.42	29.74	45.28	54.00	8.72	Average

Remarks: 1. Emission Level= Antenna Factor + Cable Loss + Reading - Amp Factor
 2. The emission levels that are 20dB below the official limit are not reported.



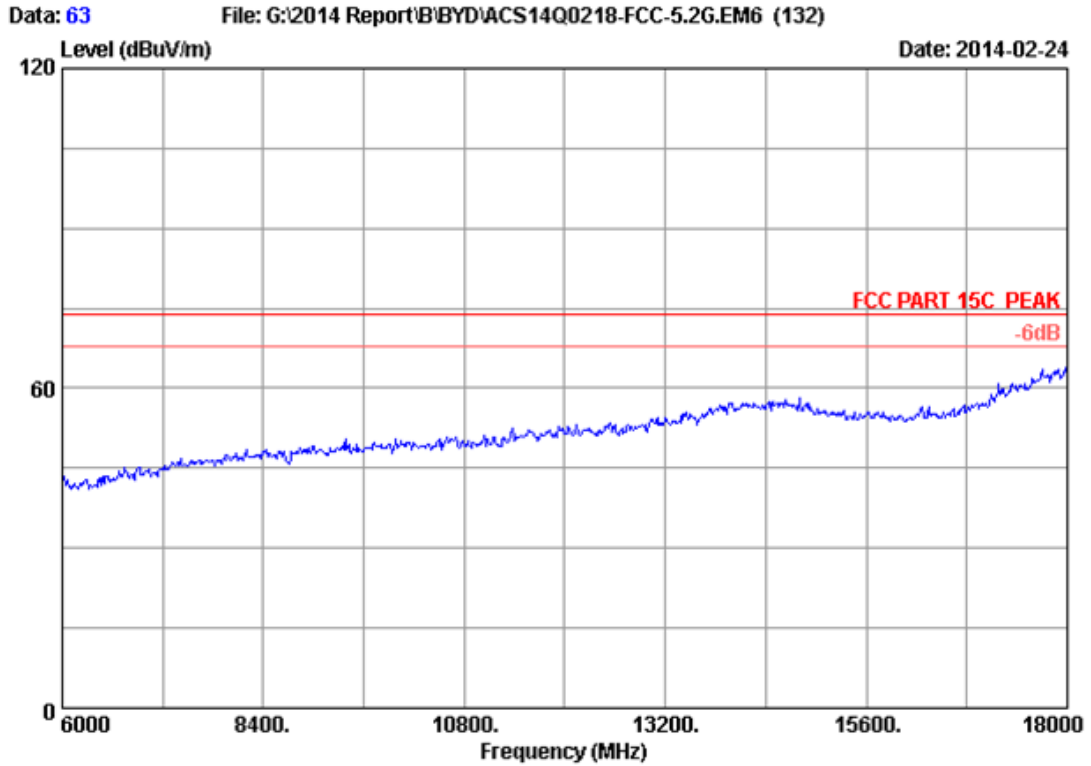
Site no. : 3m Chamber Data no. : 61
Dis. / Ant. : 3m 2013 3115 (4580) Ant. pol. : HORIZONTAL
Limit : FCC PART 15C PEAK
Env. / Ins. : 24°C/56% Engineer : Leo-Li
EUT : Notebook
Power Rating : DC 19V From Adapter Input AC 120V/60Hz
Test Mode : IEEE802.11n HT40 CH54 5270MHz Tx
M/N : RZ09-0116



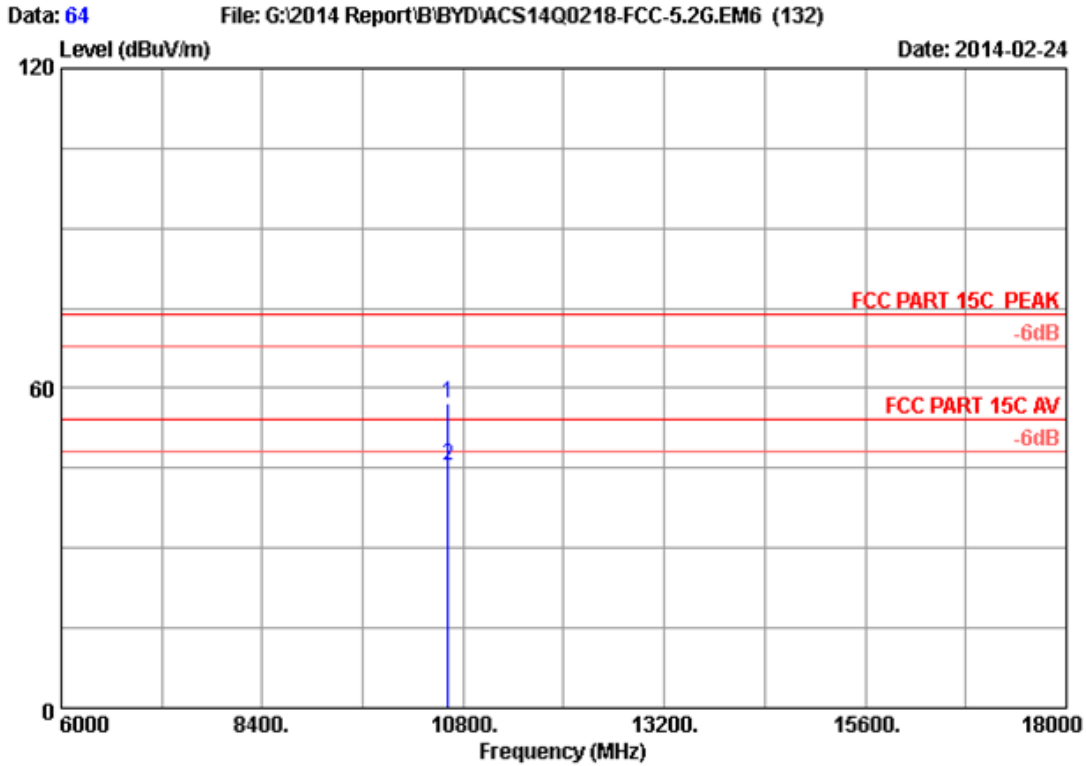
Site no. : 3m Chamber Data no. : 62
 Dis. / Ant. : 3m 2013 3115 (4580) Ant. pol. : HORIZONTAL
 Limit : FCC PART 15C PEAK
 Env. / Ins. : 24°C/56% Engineer : Leo-Li
 EUT : Notebook
 Power Rating : DC 19V From Adapter Input AC 120V/60Hz
 Test Mode : IEEE802.11n HT40 CH54 5270MHz Tx
 M/N : RZ09-0116

No.	Freq. (MHz)	Ant. Factor (dB/m)	Cable Loss (dB)	AMP factor (dB)	Reading (dBuV)	Emission Level (dBuV/m)	Limits (dBuV/m)	Margin (dB)	Remark
1	10540.000	38.22	12.74	35.42	41.94	57.48	74.00	16.52	Peak
2	10540.000	38.22	12.74	35.42	30.25	45.79	54.00	8.21	Average

Remarks: 1. Emission Level= Antenna Factor + Cable Loss + Reading - Amp Factor
 2. The emission levels that are 20dB below the official limit are not reported.



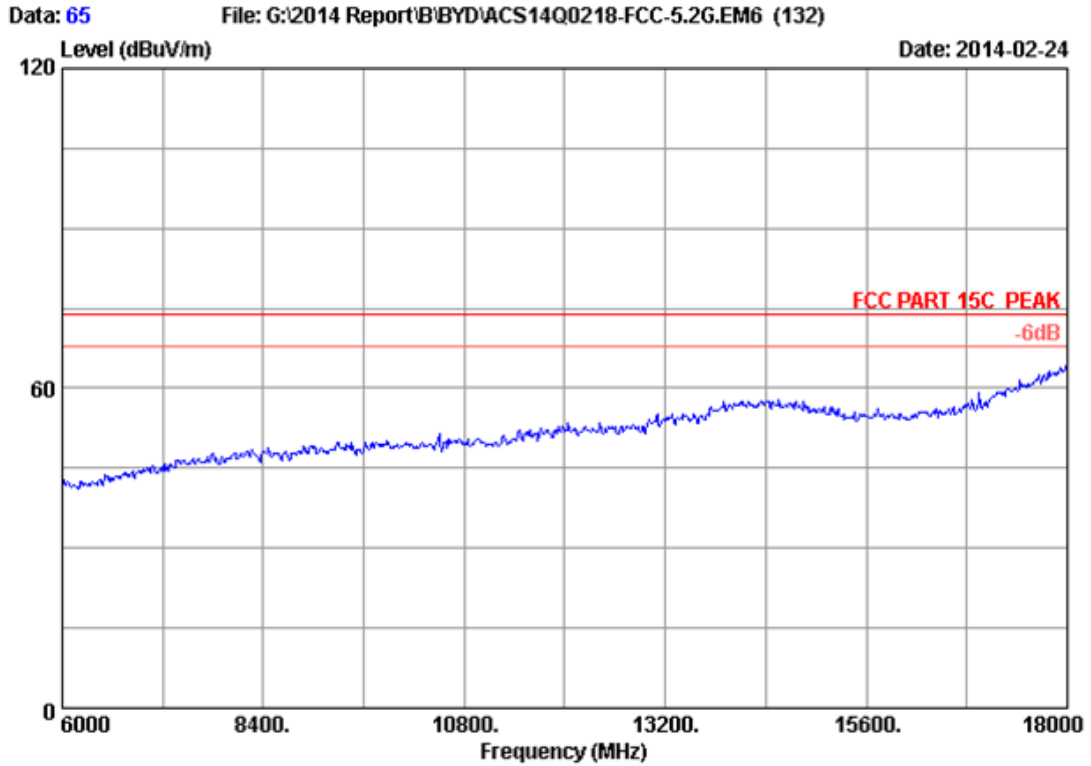
Site no. : 3m Chamber Data no. : 63
Dis. / Ant. : 3m 2013 3115 (4580) Ant. pol. : HORIZONTAL
Limit : FCC PART 15C PEAK
Env. / Ins. : 24°C/56% Engineer : Leo-Li
EUT : Notebook
Power Rating : DC 19V From Adapter Input AC 120V/60Hz
Test Mode : IEEE802.11n HT40 CH62 5310MHz Tx
M/N : RZ09-0116



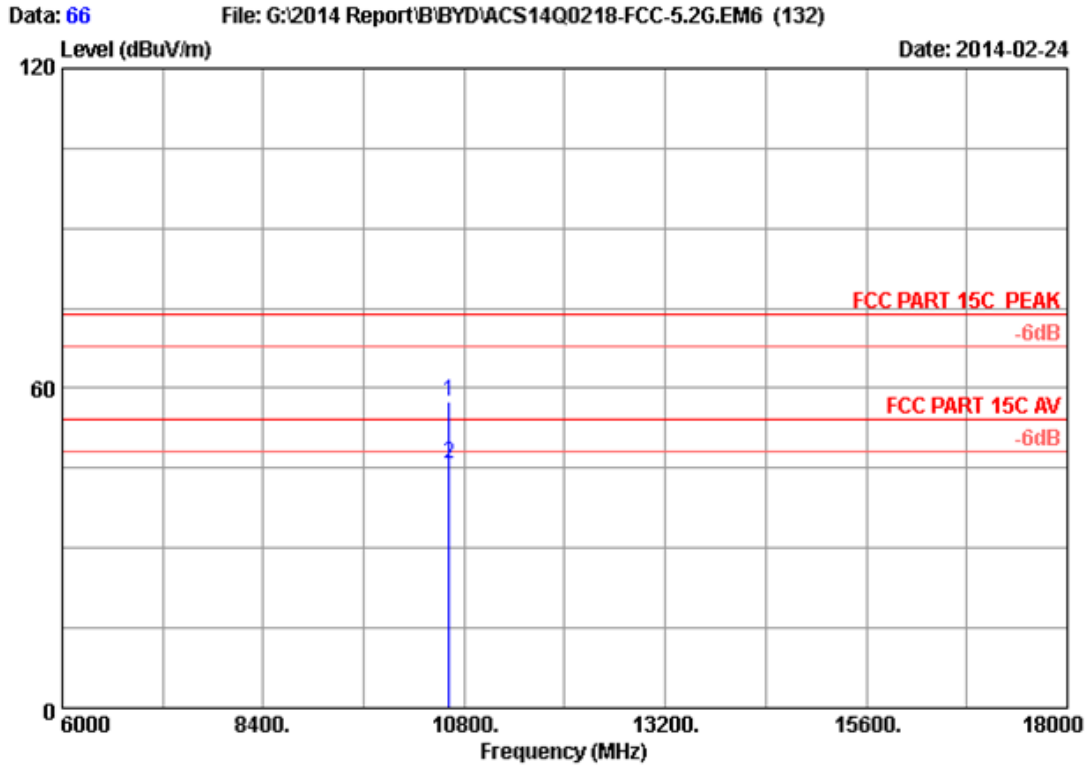
Site no. : 3m Chamber Data no. : 64
 Dis. / Ant. : 3m 2013 3115 (4580) Ant. pol. : HORIZONTAL
 Limit : FCC PART 15C PEAK
 Env. / Ins. : 24°C/56% Engineer : Leo-Li
 EUT : Notebook
 Power Rating : DC 19V From Adapter Input AC 120V/60Hz
 Test Mode : IEEE802.11n HT40 CH62 5310MHz Tx
 M/N : RZ09-0116

No.	Freq. (MHz)	Ant. Factor (dB/m)	Cable Loss (dB)	AMP factor (dB)	Reading (dBUV)	Emission Level (dBUV/m)	Limits (dBUV/m)	Margin (dB)	Remark
1	10620.000	38.25	12.78	35.41	41.59	57.21	74.00	16.79	Peak
2	10620.000	38.25	12.78	35.41	29.94	45.56	54.00	8.44	Average

Remarks: 1. Emission Level= Antenna Factor + Cable Loss + Reading - Amp Factor
 2. The emission levels that are 20dB below the official limit are not reported.



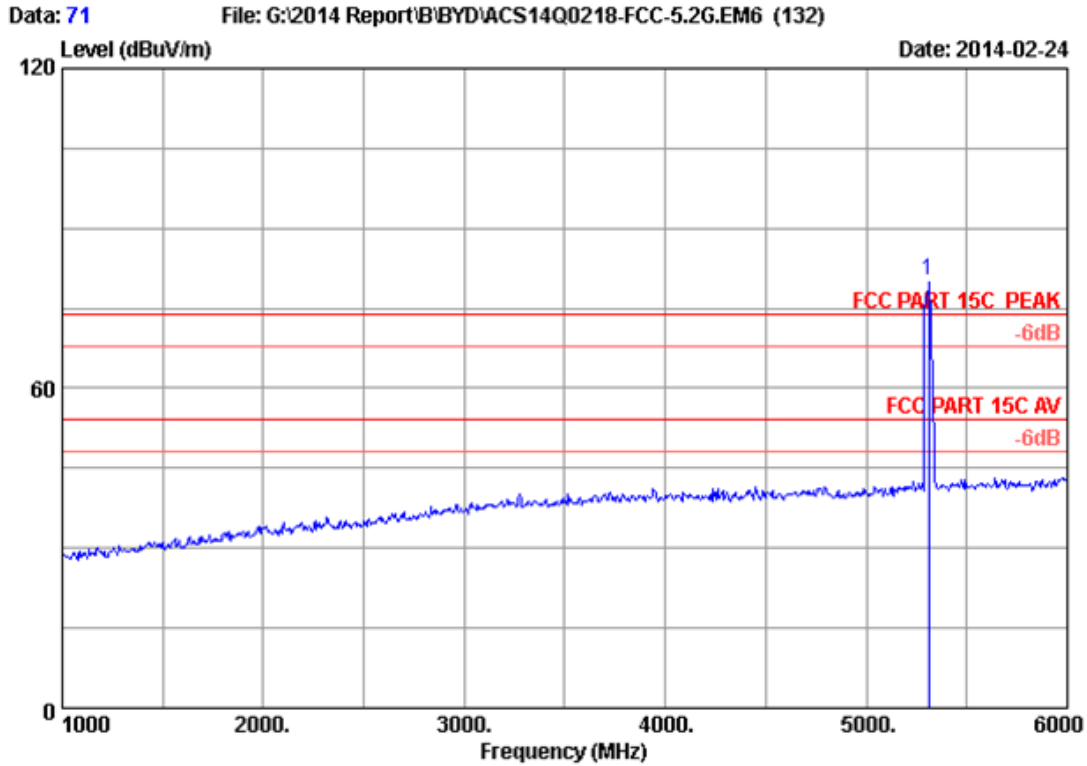
Site no. : 3m Chamber Data no. : 65
Dis. / Ant. : 3m 2013 3115 (4580) Ant. pol. : VERTICAL
Limit : FCC PART 15C PEAK
Env. / Ins. : 24°C/56% Engineer : Leo-Li
EUT : Notebook
Power Rating : DC 19V From Adapter Input AC 120V/60Hz
Test Mode : IEEE802.11n HT40 CH62 5310MHz Tx
M/N : RZ09-0116



Site no. : 3m Chamber Data no. : 66
 Dis. / Ant. : 3m 2013 3115 (4580) Ant. pol. : VERTICAL
 Limit : FCC PART 15C PEAK
 Env. / Ins. : 24°C/56% Engineer : Leo-Li
 EUT : Notebook
 Power Rating : DC 19V From Adapter Input AC 120V/60Hz
 Test Mode : IEEE802.11n HT40 CH62 5310MHz Tx
 M/N : RZ09-0116

No.	Freq. (MHz)	Ant. Factor (dB/m)	Cable Loss (dB)	AMP factor (dB)	Reading (dBUV)	Emission Level (dBUV/m)	Limits (dBUV/m)	Margin (dB)	Remark
1	10620.000	38.25	12.78	35.41	41.99	57.61	74.00	16.39	Peak
2	10620.000	38.25	12.78	35.41	30.06	45.68	54.00	8.32	Average

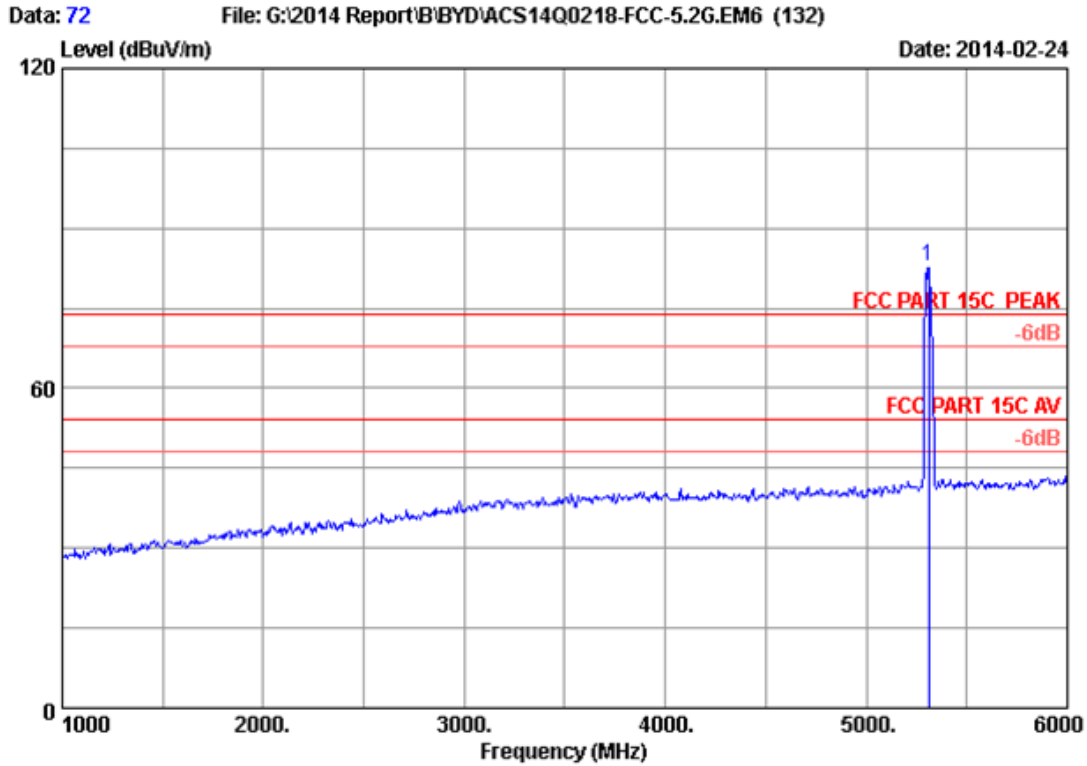
Remarks: 1. Emission Level= Antenna Factor + Cable Loss + Reading - Amp Factor
 2. The emission levels that are 20dB below the official limit are not reported.



Site no. : 3m Chamber Data no. : 71
 Dis. / Ant. : 3m 2013 3115 (4580) Ant. pol. : VERTICAL
 Limit : FCC PART 15C PEAK
 Env. / Ins. : 24°C/56% Engineer : Leo-Li
 EUT : Notebook
 Power Rating : DC 19V From Adapter Input AC 120V/60Hz
 Test Mode : IEEE802.11n HT40 CH62 5310MHz Tx
 M/N : RZ09-0116

No.	Freq. (MHz)	Ant. Factor (dB/m)	Cable Loss (dB)	AMP factor (dB)	Reading (dBuV)	Emission Level (dBuV/m)	Limits (dBuV/m)	Margin (dB)	Remark
1	5310.000	33.70	9.09	35.70	73.15	80.24	74.00	-6.24	Peak

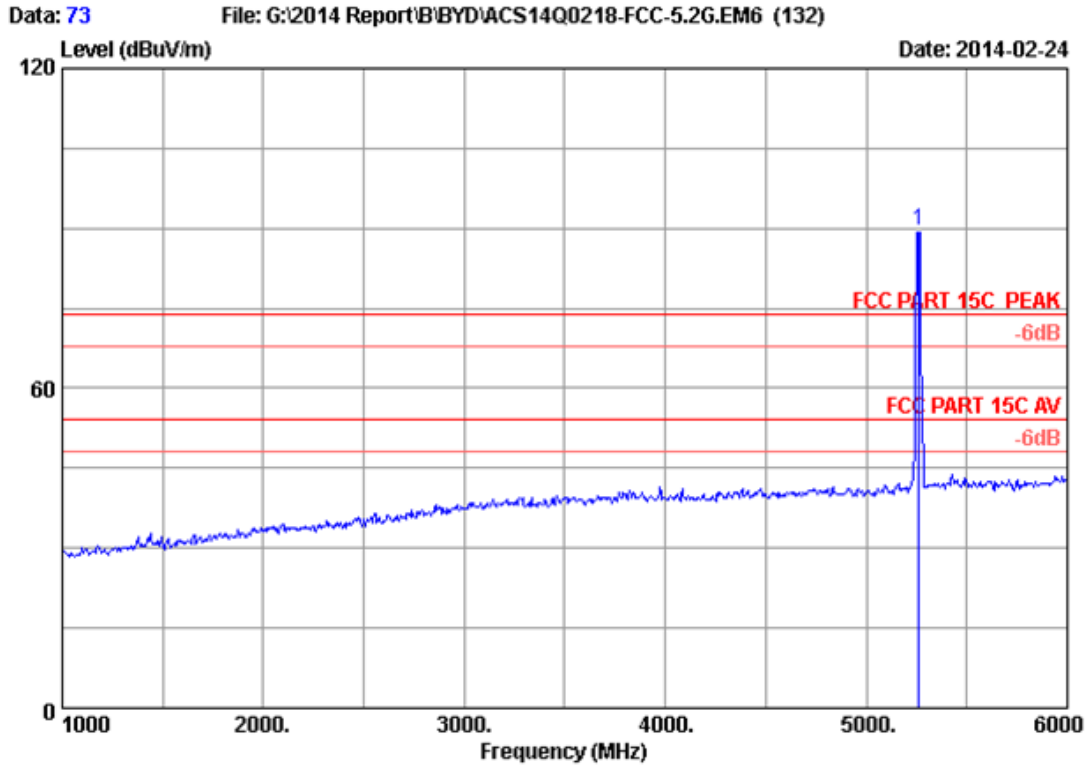
Remarks: 1. Emission Level= Antenna Factor + Cable Loss + Reading - Amp Factor
 2. The emission levels that are 20dB below the official limit are not reported.



Site no. : 3m Chamber Data no. : 72
 Dis. / Ant. : 3m 2013 3115 (4580) Ant. pol. : HORIZONTAL
 Limit : FCC PART 15C PEAK
 Env. / Ins. : 24°C/56% Engineer : Leo-Li
 EUT : Notebook
 Power Rating : DC 19V From Adapter Input AC 120V/60Hz
 Test Mode : IEEE802.11n HT40 CH62 5310MHz Tx
 M/N : RZ09-0116

No.	Freq. (MHz)	Ant. Factor (dB/m)	Cable Loss (dB)	AMP factor (dB)	Reading (dBuV)	Emission Level (dBuV/m)	Limits (dBuV/m)	Margin (dB)	Remark
1	5310.000	33.70	9.09	35.70	75.94	83.03	74.00	-9.03	Peak

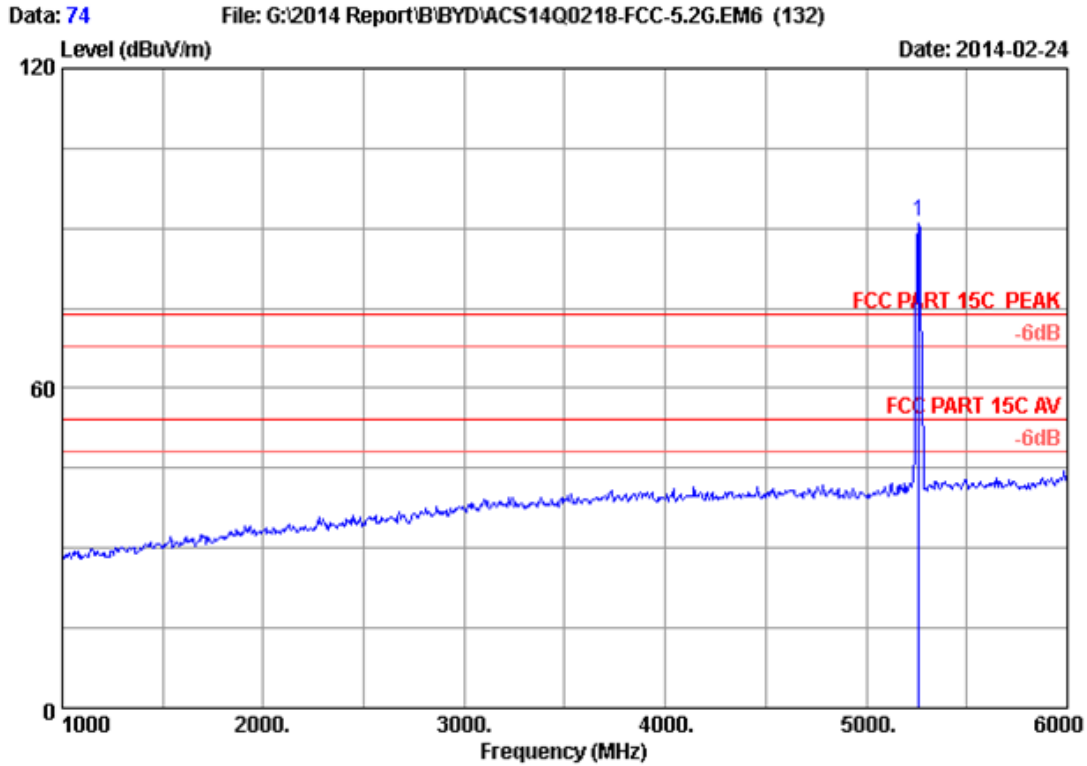
Remarks: 1. Emission Level= Antenna Factor + Cable Loss + Reading - Amp Factor
 2. The emission levels that are 20dB below the official limit are not reported.



Site no. : 3m Chamber Data no. : 73
 Dis. / Ant. : 3m 2013 3115 (4580) Ant. pol. : HORIZONTAL
 Limit : FCC PART 15C PEAK
 Env. / Ins. : 24°C/56% Engineer : Leo-Li
 EUT : Notebook
 Power Rating : DC 19V From Adapter Input AC 120V/60Hz
 Test Mode : IEEE802.11ac VHT20 CH52 5260MHz Tx
 M/N : RZ09-0116

No.	Freq. (MHz)	Ant. Factor (dB/m)	Cable Loss (dB)	AMP factor (dB)	Reading (dBUV)	Emission Level (dBUV/m)	Limits (dBUV/m)	Margin (dB)	Remark
1	5260.000	33.62	9.04	35.70	82.72	89.68	74.00	-15.68	Peak

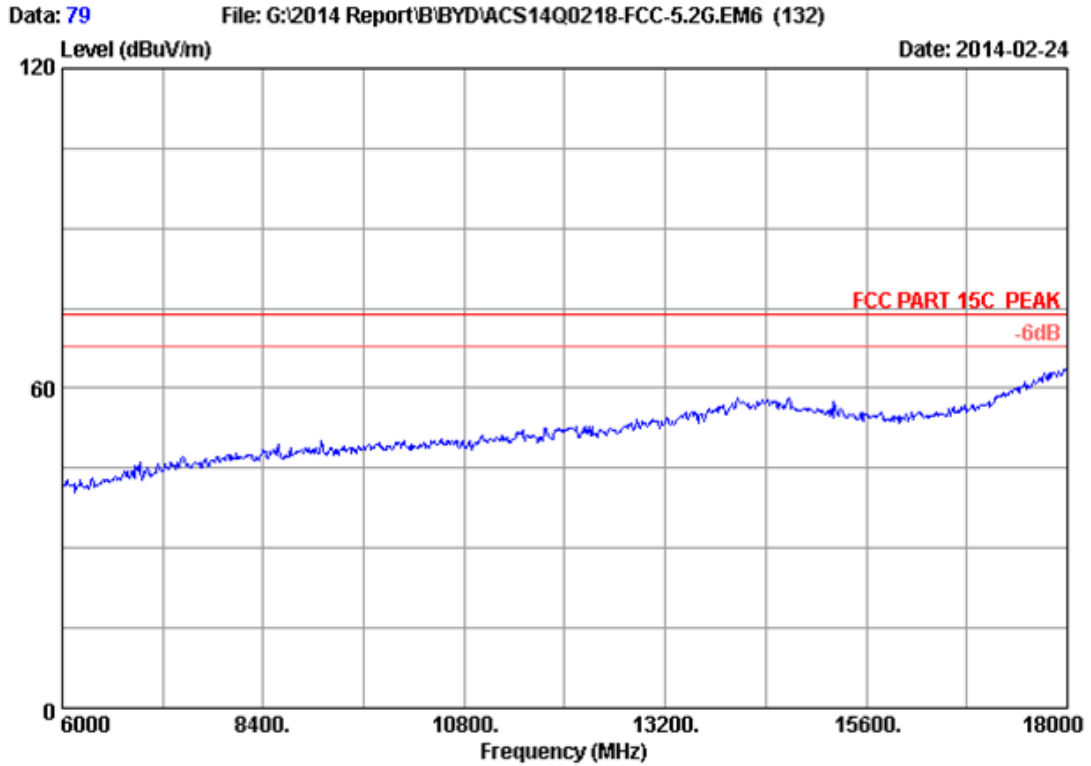
Remarks: 1. Emission Level= Antenna Factor + Cable Loss + Reading - Amp Factor
 2. The emission levels that are 20dB below the official limit are not reported.



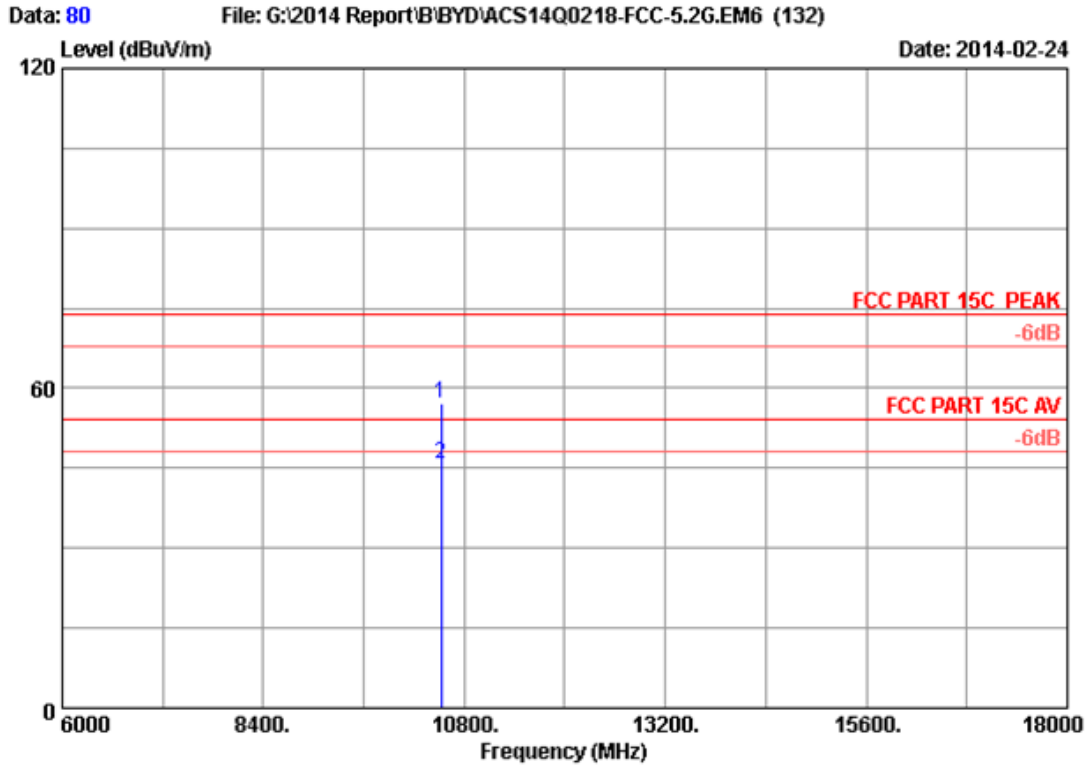
Site no. : 3m Chamber Data no. : 74
 Dis. / Ant. : 3m 2013 3115 (4580) Ant. pol. : VERTICAL
 Limit : FCC PART 15C PEAK
 Env. / Ins. : 24°C/56% Engineer : Leo-Li
 EUT : Notebook
 Power Rating : DC 19V From Adapter Input AC 120V/60Hz
 Test Mode : IEEE802.11ac VHT20 CH52 5260MHz Tx
 M/N : RZ09-0116

No.	Freq. (MHz)	Ant. Factor (dB/m)	Cable Loss (dB)	AMP factor (dB)	Reading (dBuV)	Emission Level (dBuV/m)	Limits (dBuV/m)	Margin (dB)	Remark
1	5260.000	33.62	9.04	35.70	84.17	91.13	74.00	-17.13	Peak

Remarks: 1. Emission Level= Antenna Factor + Cable Loss + Reading - Amp Factor
 2. The emission levels that are 20dB below the official limit are not reported.



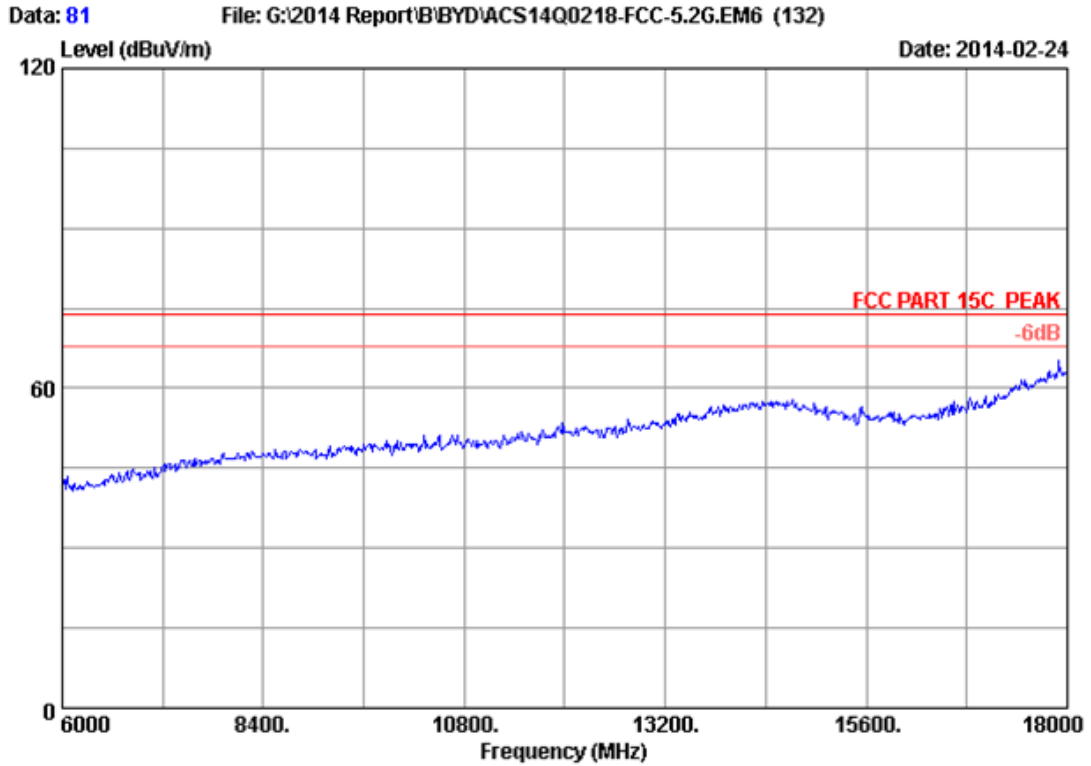
Site no. : 3m Chamber Data no. : 79
Dis. / Ant. : 3m 2013 3115 (4580) Ant. pol. : VERTICAL
Limit : FCC PART 15C PEAK
Env. / Ins. : 24°C/56% Engineer : Leo-Li
EUT : Notebook
Power Rating : DC 19V From Adapter Input AC 120V/60Hz
Test Mode : IEEE802.11ac VHT20 CH52 5260MHz Tx
M/N : RZ09-0116



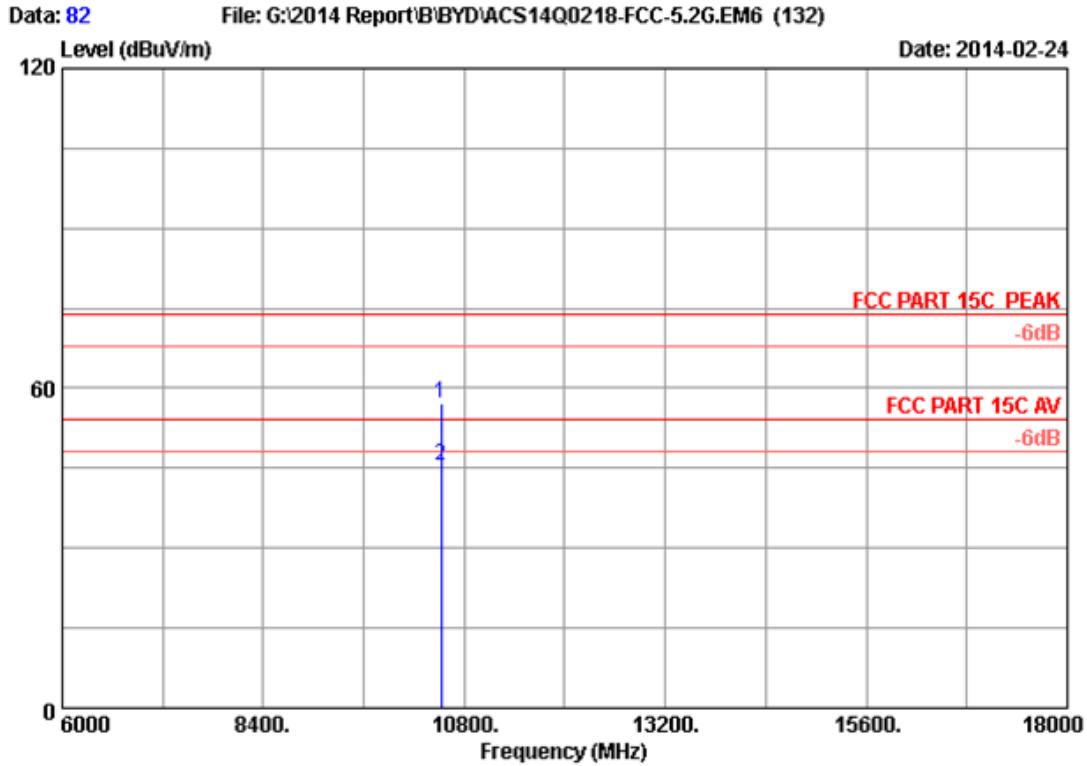
Site no. : 3m Chamber Data no. : 80
 Dis. / Ant. : 3m 2013 3115 (4580) Ant. pol. : VERTICAL
 Limit : FCC PART 15C PEAK
 Env. / Ins. : 24°C/56% Engineer : Leo-Li
 EUT : Notebook
 Power Rating : DC 19V From Adapter Input AC 120V/60Hz
 Test Mode : IEEE802.11ac VHT20 CH52 5260MHz Tx
 M/N : RZ09-0116

No.	Freq. (MHz)	Ant. Factor (dB/m)	Cable Loss (dB)	AMP factor (dB)	Reading (dBUV)	Emission Level (dBUV/m)	Limits (dBUV/m)	Margin (dB)	Remark
1	10520.000	38.21	12.73	35.42	41.57	57.09	74.00	16.91	Peak
2	10520.000	38.21	12.73	35.42	30.12	45.64	54.00	8.36	Average

Remarks: 1. Emission Level= Antenna Factor + Cable Loss + Reading - Amp Factor
 2. The emission levels that are 20dB below the official limit are not reported.



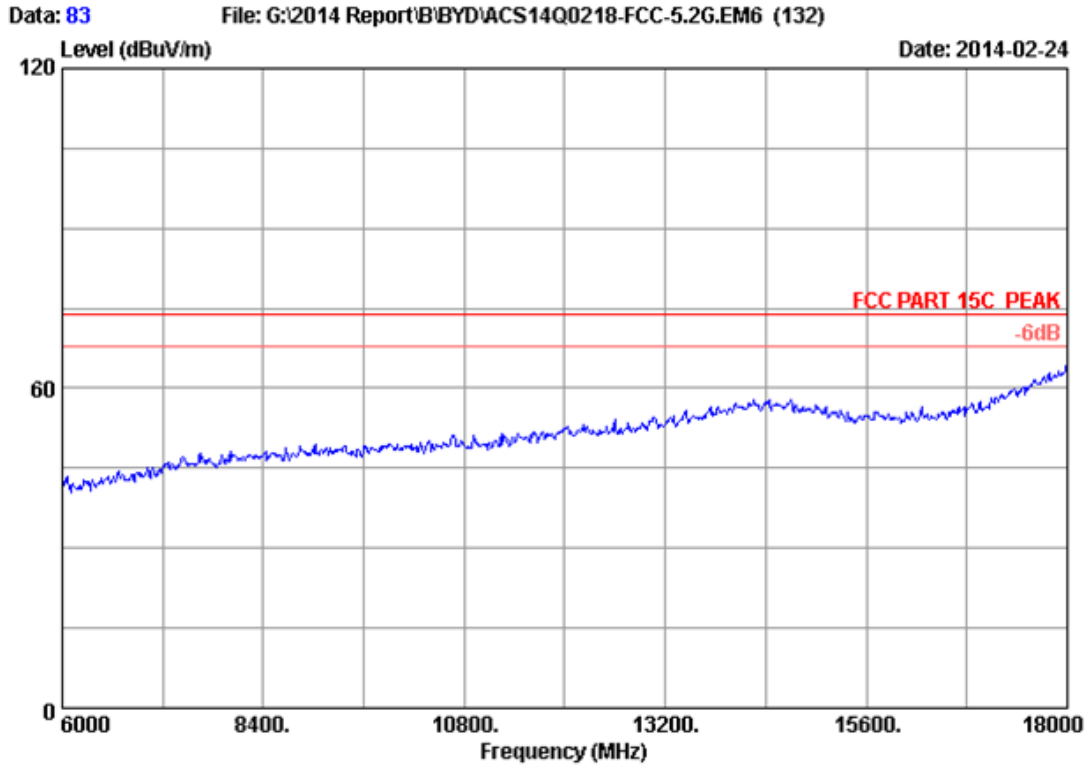
Site no. : 3m Chamber Data no. : 81
Dis. / Ant. : 3m 2013 3115 (4580) Ant. pol. : HORIZONTAL
Limit : FCC PART 15C PEAK
Env. / Ins. : 24°C/56% Engineer : Leo-Li
EUT : Notebook
Power Rating : DC 19V From Adapter Input AC 120V/60Hz
Test Mode : IEEE802.11ac VHT20 CH52 5260MHz Tx
M/N : RZ09-0116



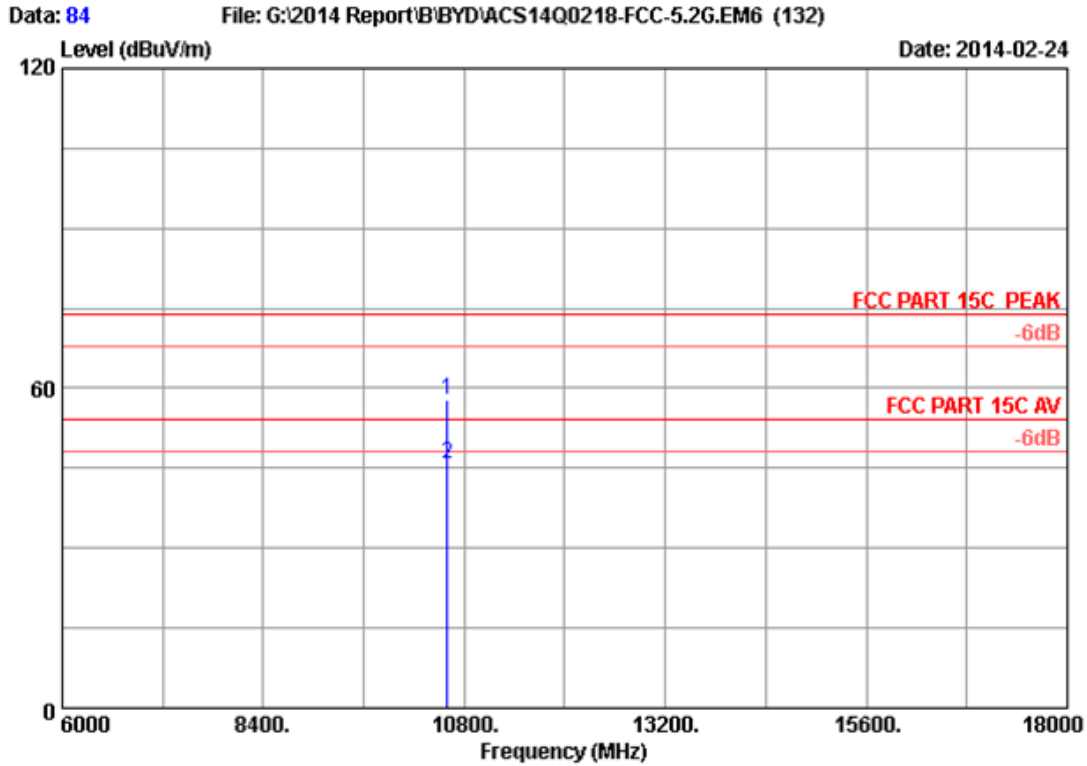
Site no. : 3m Chamber Data no. : 82
 Dis. / Ant. : 3m 2013 3115 (4580) Ant. pol. : HORIZONTAL
 Limit : FCC PART 15C PEAK
 Env. / Ins. : 24°C/56% Engineer : Leo-Li
 EUT : Notebook
 Power Rating : DC 19V From Adapter Input AC 120V/60Hz
 Test Mode : IEEE802.11ac VHT20 CH52 5260MHz Tx
 M/N : RZ09-0116

No.	Freq. (MHz)	Ant. Factor (dB/m)	Cable Loss (dB)	AMP factor (dB)	Reading (dBUV)	Emission Level (dBUV/m)	Limits (dBUV/m)	Margin (dB)	Remark
1	10520.000	38.21	12.73	35.42	41.77	57.29	74.00	16.71	Peak
2	10520.000	38.21	12.73	35.42	29.85	45.37	54.00	8.63	Average

Remarks: 1. Emission Level= Antenna Factor + Cable Loss + Reading - Amp Factor
 2. The emission levels that are 20dB below the official limit are not reported.



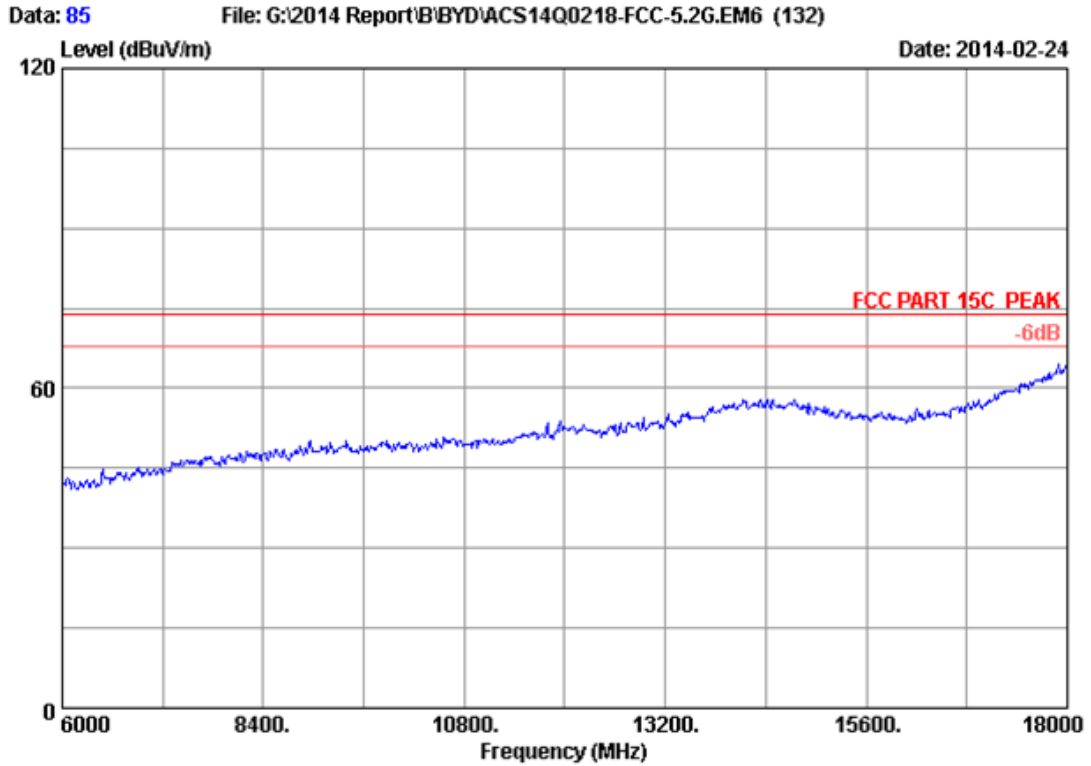
Site no. : 3m Chamber Data no. : 83
Dis. / Ant. : 3m 2013 3115 (4580) Ant. pol. : HORIZONTAL
Limit : FCC PART 15C PEAK
Env. / Ins. : 24°C/56% Engineer : Leo-Li
EUT : Notebook
Power Rating : DC 19V From Adapter Input AC 120V/60Hz
Test Mode : IEEE802.11ac VHT20 CH60 5300MHz Tx
M/N : RZ09-0116



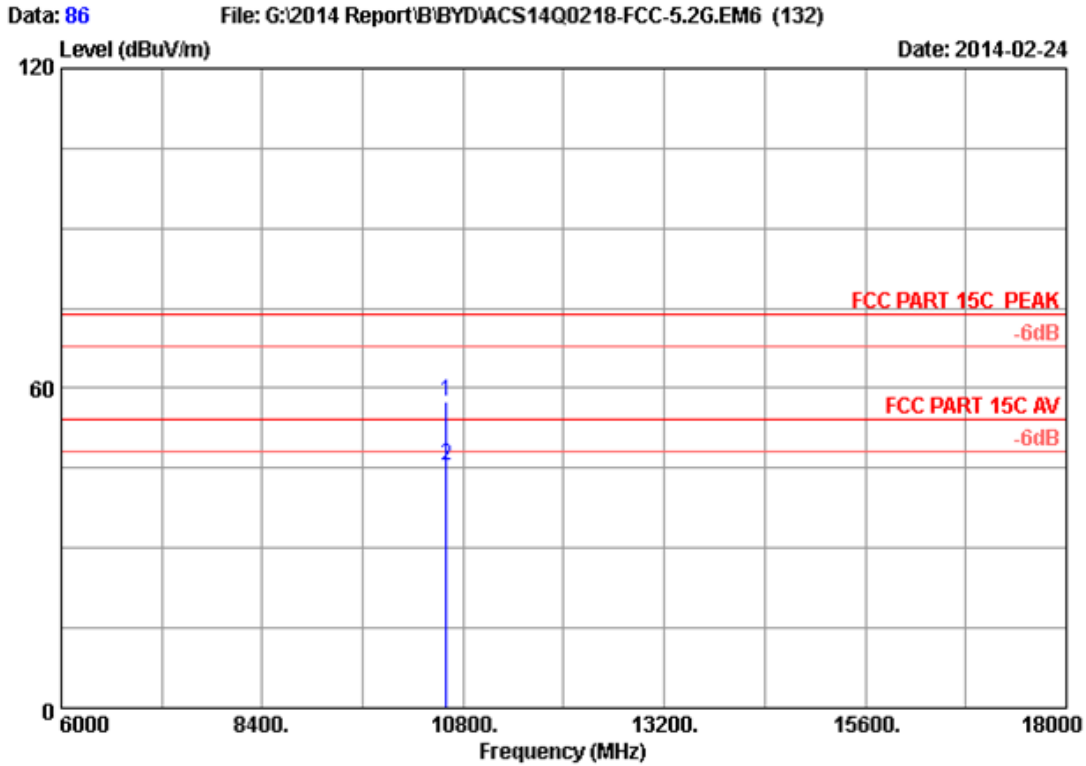
Site no. : 3m Chamber Data no. : 84
 Dis. / Ant. : 3m 2013 3115 (4580) Ant. pol. : HORIZONTAL
 Limit : FCC PART 15C PEAK
 Env. / Ins. : 24°C/56% Engineer : Leo-Li
 EUT : Notebook
 Power Rating : DC 19V From Adapter Input AC 120V/60Hz
 Test Mode : IEEE802.11ac VHT20 CH60 5300MHz Tx
 M/N : RZ09-0116

No.	Freq. (MHz)	Ant. Factor (dB/m)	Cable Loss (dB)	AMP factor (dB)	Reading (dBUV)	Emission Level (dBUV/m)	Limits (dBUV/m)	Margin (dB)	Remark
1	10600.000	38.24	12.77	35.41	42.07	57.67	74.00	16.33	Peak
2	10600.000	38.24	12.77	35.41	30.13	45.73	54.00	8.27	Average

Remarks: 1. Emission Level= Antenna Factor + Cable Loss + Reading - Amp Factor
 2. The emission levels that are 20dB below the official limit are not reported.



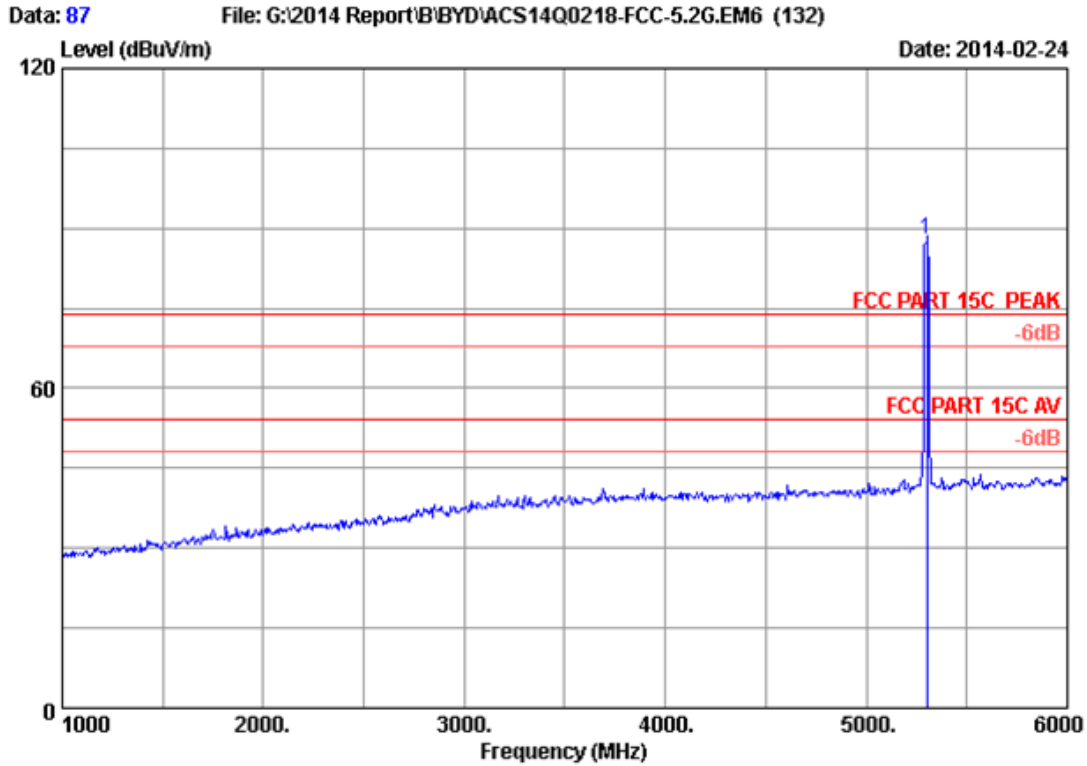
Site no. : 3m Chamber Data no. : 85
Dis. / Ant. : 3m 2013 3115 (4580) Ant. pol. : VERTICAL
Limit : FCC PART 15C PEAK
Env. / Ins. : 24°C/56% Engineer : Leo-Li
EUT : Notebook
Power Rating : DC 19V From Adapter Input AC 120V/60Hz
Test Mode : IEEE802.11ac VHT20 CH60 5300MHz Tx
M/N : RZ09-0116



Site no. : 3m Chamber Data no. : 86
 Dis. / Ant. : 3m 2013 3115 (4580) Ant. pol. : VERTICAL
 Limit : FCC PART 15C PEAK
 Env. / Ins. : 24°C/56% Engineer : Leo-Li
 EUT : Notebook
 Power Rating : DC 19V From Adapter Input AC 120V/60Hz
 Test Mode : IEEE802.11ac VHT20 CH60 5300MHz Tx
 M/N : RZ09-0116

No.	Freq. (MHz)	Ant. Factor (dB/m)	Cable Loss (dB)	AMP factor (dB)	Reading (dBUV)	Emission Level (dBUV/m)	Limits (dBUV/m)	Margin (dB)	Remark
1	10600.000	38.24	12.77	35.41	41.96	57.56	74.00	16.44	Peak
2	10600.000	38.24	12.77	35.41	29.75	45.35	54.00	8.65	Average

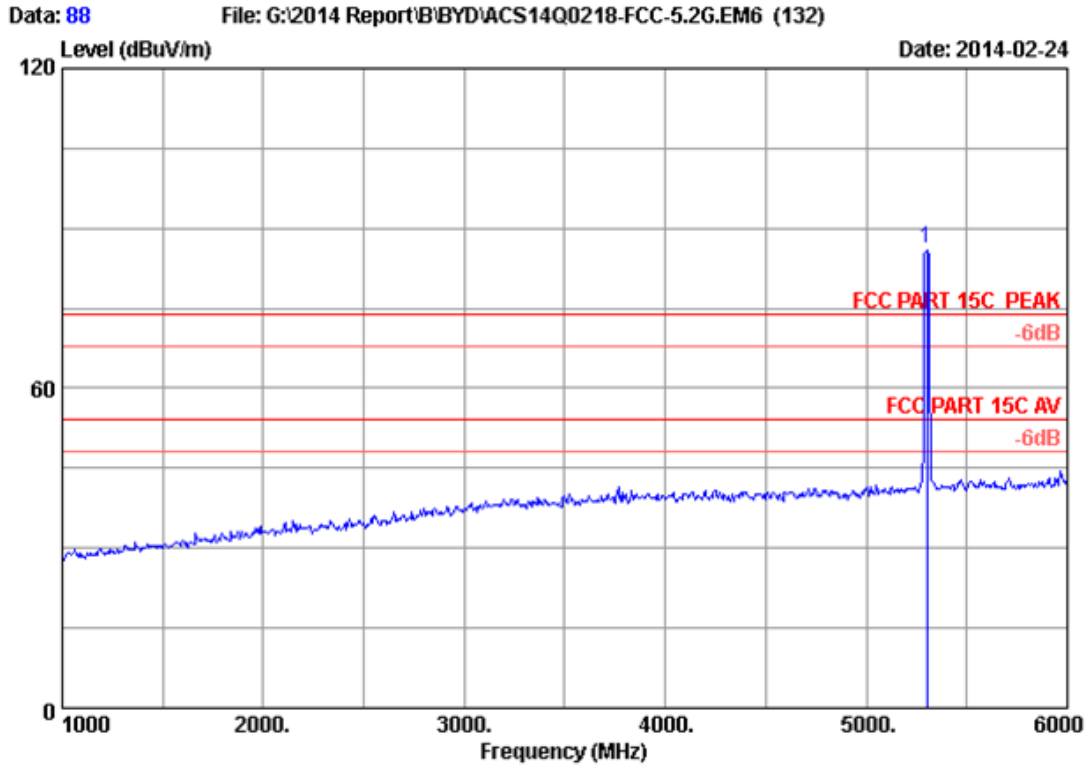
Remarks: 1. Emission Level= Antenna Factor + Cable Loss + Reading - Amp Factor
 2. The emission levels that are 20dB below the official limit are not reported.



Site no. : 3m Chamber Data no. : 87
 Dis. / Ant. : 3m 2013 3115 (4580) Ant. pol. : HORIZONTAL
 Limit : FCC PART 15C PEAK
 Env. / Ins. : 24°C/56% Engineer : Leo-Li
 EUT : Notebook
 Power Rating : DC 19V From Adapter Input AC 120V/60Hz
 Test Mode : IEEE802.11ac VHT20 CH60 5300MHz Tx
 M/N : RZ09-0116

No.	Freq. (MHz)	Ant. Factor (dB/m)	Cable Loss (dB)	AMP factor (dB)	Reading (dBUV)	Emission Level (dBUV/m)	Limits (dBUV/m)	Margin (dB)	Remark
1	5300.000	33.68	9.08	35.70	81.01	88.07	74.00	-14.07	Peak

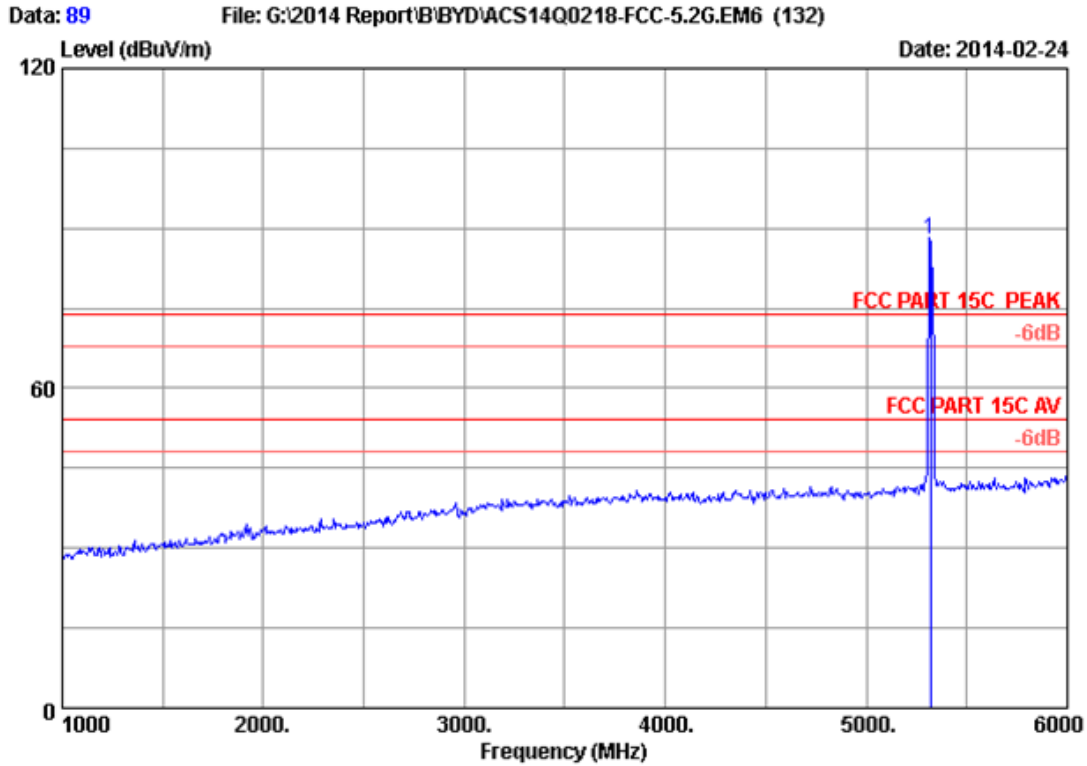
Remarks: 1. Emission Level= Antenna Factor + Cable Loss + Reading - Amp Factor
 2. The emission levels that are 20dB below the official limit are not reported.



Site no. : 3m Chamber Data no. : 88
 Dis. / Ant. : 3m 2013 3115 (4580) Ant. pol. : VERTICAL
 Limit : FCC PART 15C PEAK
 Env. / Ins. : 24°C/56% Engineer : Leo-Li
 EUT : Notebook
 Power Rating : DC 19V From Adapter Input AC 120V/60Hz
 Test Mode : IEEE802.11ac VHT20 CH60 5300MHz Tx
 M/N : RZ09-0116

No.	Freq. (MHz)	Ant. Factor (dB/m)	Cable Loss (dB)	AMP factor (dB)	Reading (dBUV)	Emission Level (dBUV/m)	Limits (dBUV/m)	Margin (dB)	Remark
1	5300.000	33.68	9.08	35.70	79.03	86.09	74.00	-12.09	Peak

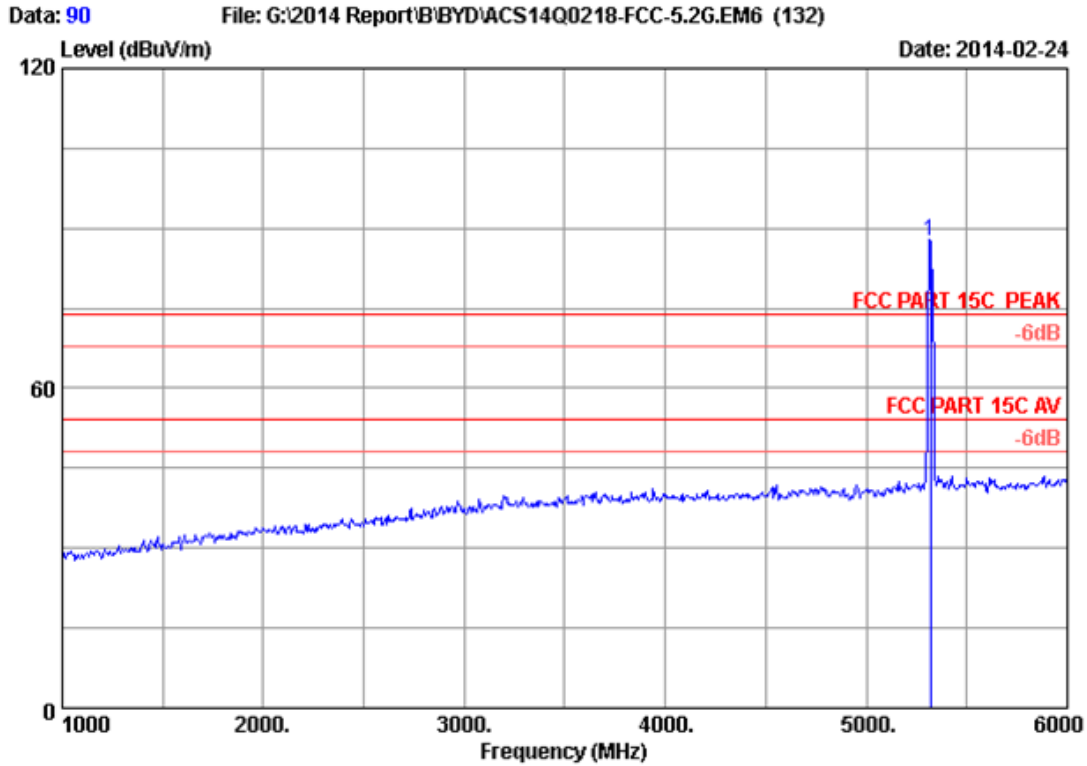
Remarks: 1. Emission Level= Antenna Factor + Cable Loss + Reading - Amp Factor
 2. The emission levels that are 20dB below the official limit are not reported.



Site no. : 3m Chamber Data no. : 89
 Dis. / Ant. : 3m 2013 3115 (4580) Ant. pol. : HORIZONTAL
 Limit : FCC PART 15C PEAK
 Env. / Ins. : 24°C/56% Engineer : Leo-Li
 EUT : Notebook
 Power Rating : DC 19V From Adapter Input AC 120V/60Hz
 Test Mode : IEEE802.11ac VHT20 CH64 5320MHz Tx
 M/N : RZ09-0116

No.	Freq. (MHz)	Ant. Factor (dB/m)	Cable Loss (dB)	AMP factor (dB)	Reading (dBUV)	Emission Level (dBUV/m)	Limits (dBUV/m)	Margin (dB)	Remark
1	5320.000	33.71	9.10	35.70	80.79	87.90	74.00	-13.90	Peak

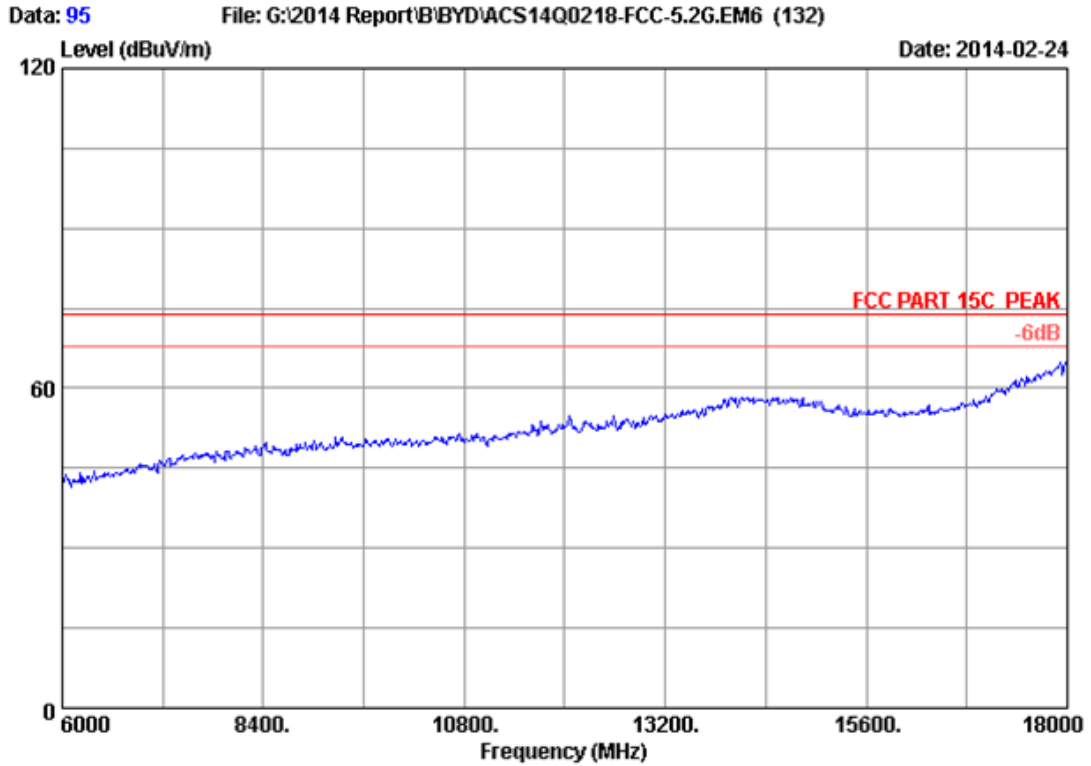
Remarks: 1. Emission Level= Antenna Factor + Cable Loss + Reading - Amp Factor
 2. The emission levels that are 20dB below the official limit are not reported.



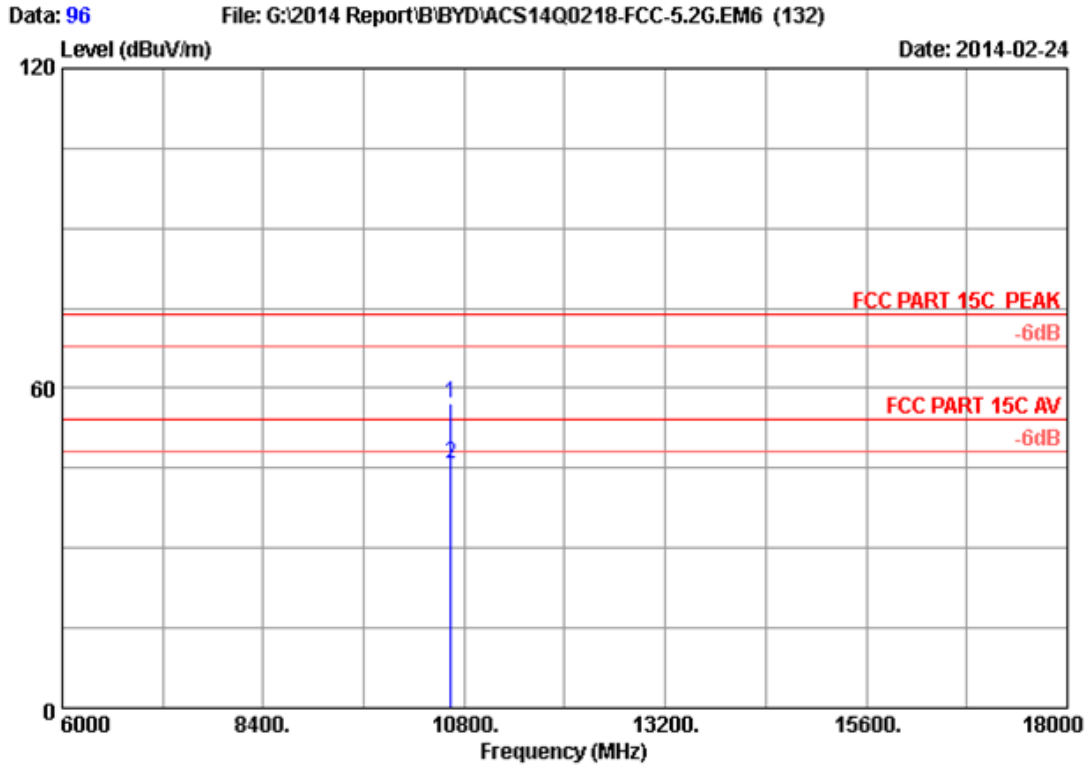
Site no. : 3m Chamber Data no. : 90
 Dis. / Ant. : 3m 2013 3115 (4580) Ant. pol. : VERTICAL
 Limit : FCC PART 15C PEAK
 Env. / Ins. : 24°C/56% Engineer : Leo-Li
 EUT : Notebook
 Power Rating : DC 19V From Adapter Input AC 120V/60Hz
 Test Mode : IEEE802.11ac VHT20 CH64 5320MHz Tx
 M/N : RZ09-0116

No.	Freq. (MHz)	Ant. Factor (dB/m)	Cable Loss (dB)	AMP factor (dB)	Reading (dBuV)	Emission Level (dBuV/m)	Limits (dBuV/m)	Margin (dB)	Remark
1	5320.000	33.71	9.10	35.70	80.44	87.55	74.00	-13.55	Peak

Remarks: 1. Emission Level= Antenna Factor + Cable Loss + Reading - Amp Factor
 2. The emission levels that are 20dB below the official limit are not reported.



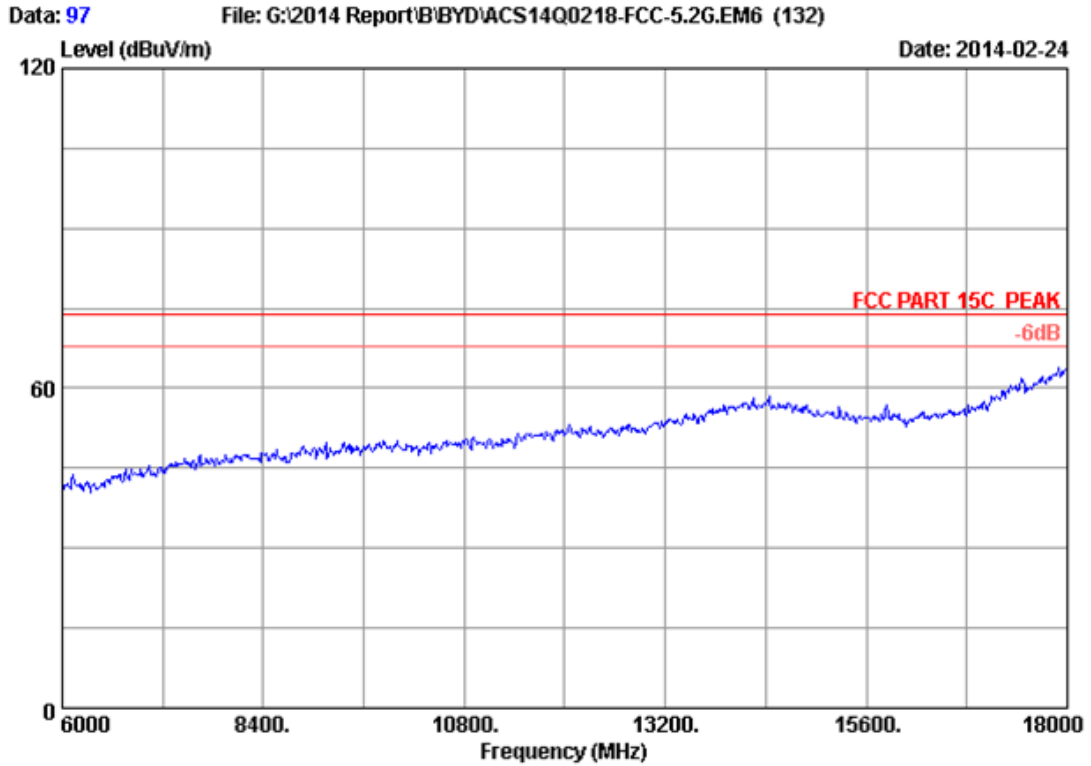
Site no. : 3m Chamber Data no. : 95
Dis. / Ant. : 3m 2013 3115 (4580) Ant. pol. : VERTICAL
Limit : FCC PART 15C PEAK
Env. / Ins. : 24°C/56% Engineer : Leo-Li
EUT : Notebook
Power Rating : DC 19V From Adapter Input AC 120V/60Hz
Test Mode : IEEE802.11ac VHT20 CH64 5320MHz Tx
M/N : RZ09-0116



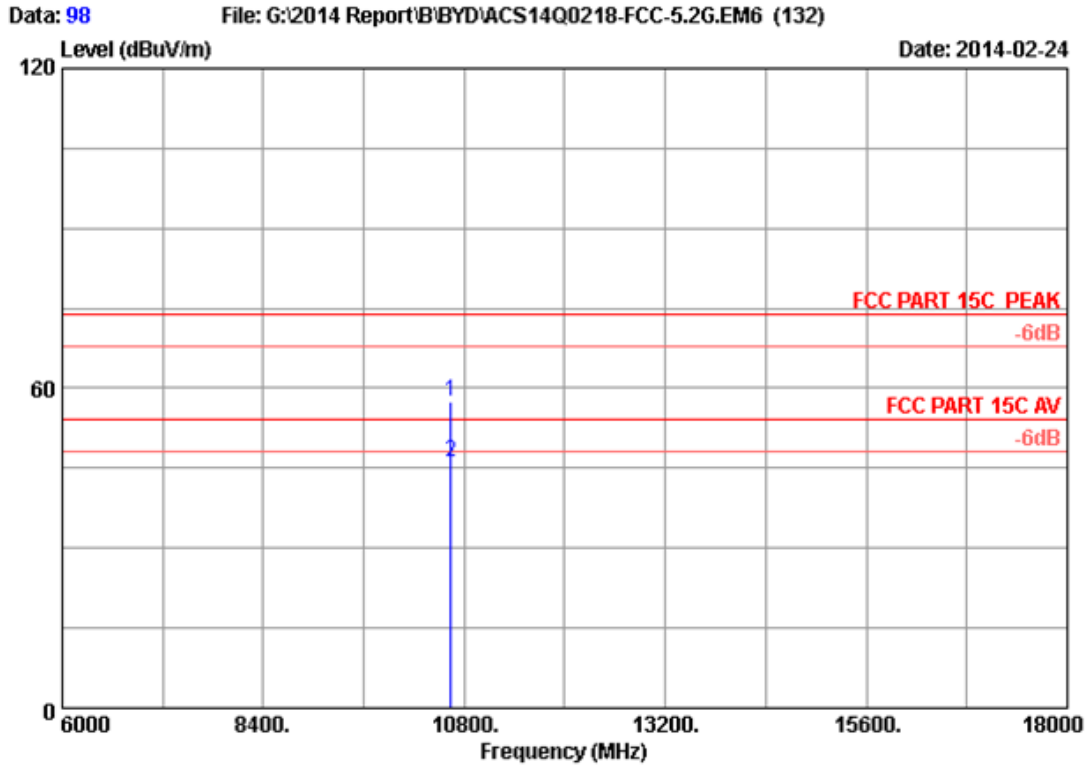
Site no. : 3m Chamber Data no. : 96
 Dis. / Ant. : 3m 2013 3115 (4580) Ant. pol. : VERTICAL
 Limit : FCC PART 15C PEAK
 Env. / Ins. : 24°C/56% Engineer : Leo-Li
 EUT : Notebook
 Power Rating : DC 19V From Adapter Input AC 120V/60Hz
 Test Mode : IEEE802.11ac VHT20 CH64 5320MHz Tx
 M/N : RZ09-0116

No.	Freq. (MHz)	Ant. Factor (dB/m)	Cable Loss (dB)	AMP factor (dB)	Reading (dBUV)	Emission Level (dBUV/m)	Limits (dBUV/m)	Margin (dB)	Remark
1	10640.000	38.26	12.79	35.40	41.48	57.13	74.00	16.87	Peak
2	10640.000	38.26	12.79	35.40	30.18	45.83	54.00	8.17	Average

Remarks: 1. Emission Level= Antenna Factor + Cable Loss + Reading - Amp Factor
 2. The emission levels that are 20dB below the official limit are not reported.



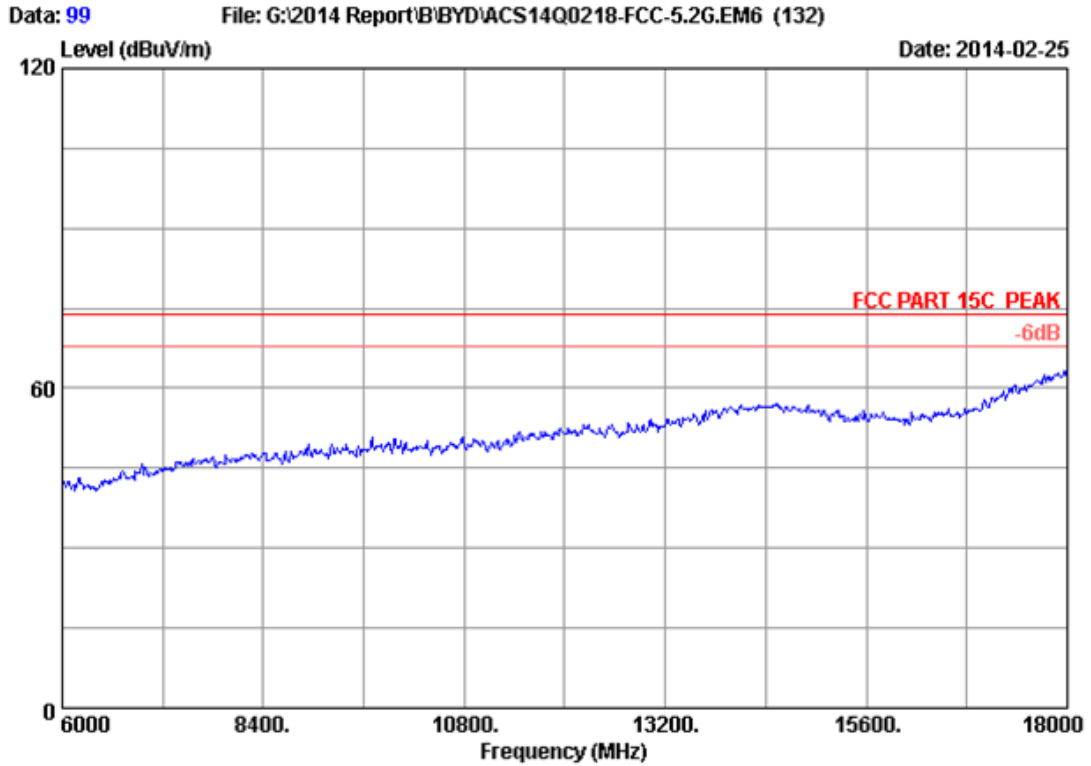
Site no. : 3m Chamber Data no. : 97
Dis. / Ant. : 3m 2013 3115 (4580) Ant. pol. : HORIZONTAL
Limit : FCC PART 15C PEAK
Env. / Ins. : 24°C/56% Engineer : Leo-Li
EUT : Notebook
Power Rating : DC 19V From Adapter Input AC 120V/60Hz
Test Mode : IEEE802.11ac VHT20 CH64 5320MHz Tx
M/N : RZ09-0116



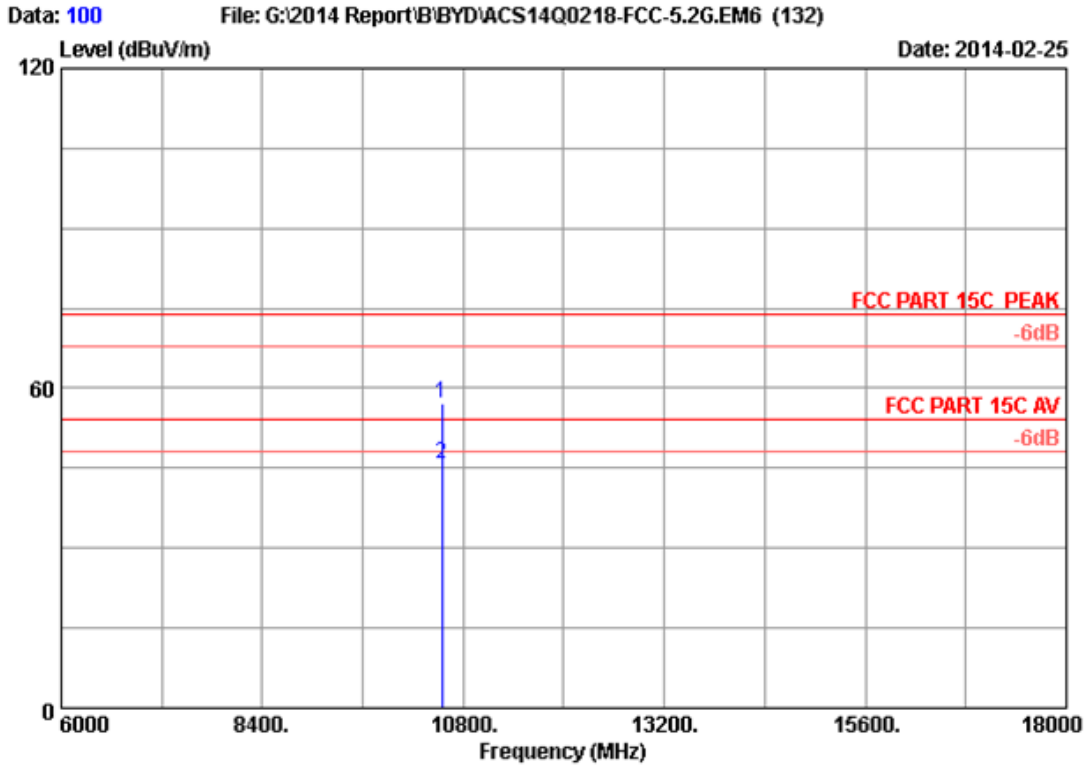
Site no. : 3m Chamber Data no. : 98
 Dis. / Ant. : 3m 2013 3115 (4580) Ant. pol. : HORIZONTAL
 Limit : FCC PART 15C PEAK
 Env. / Ins. : 24°C/56% Engineer : Leo-Li
 EUT : Notebook
 Power Rating : DC 19V From Adapter Input AC 120V/60Hz
 Test Mode : IEEE802.11ac VHT20 CH64 5320MHz Tx
 M/N : RZ09-0116

No.	Freq. (MHz)	Ant. Factor (dB/m)	Cable Loss (dB)	AMP factor (dB)	Reading (dBUV)	Emission Level (dBUV/m)	Limits (dBUV/m)	Margin (dB)	Remark
1	10640.000	38.26	12.79	35.40	41.76	57.41	74.00	16.59	Peak
2	10640.000	38.26	12.79	35.40	30.45	46.10	54.00	7.90	Average

Remarks: 1. Emission Level= Antenna Factor + Cable Loss + Reading - Amp Factor
 2. The emission levels that are 20dB below the official limit are not reported.



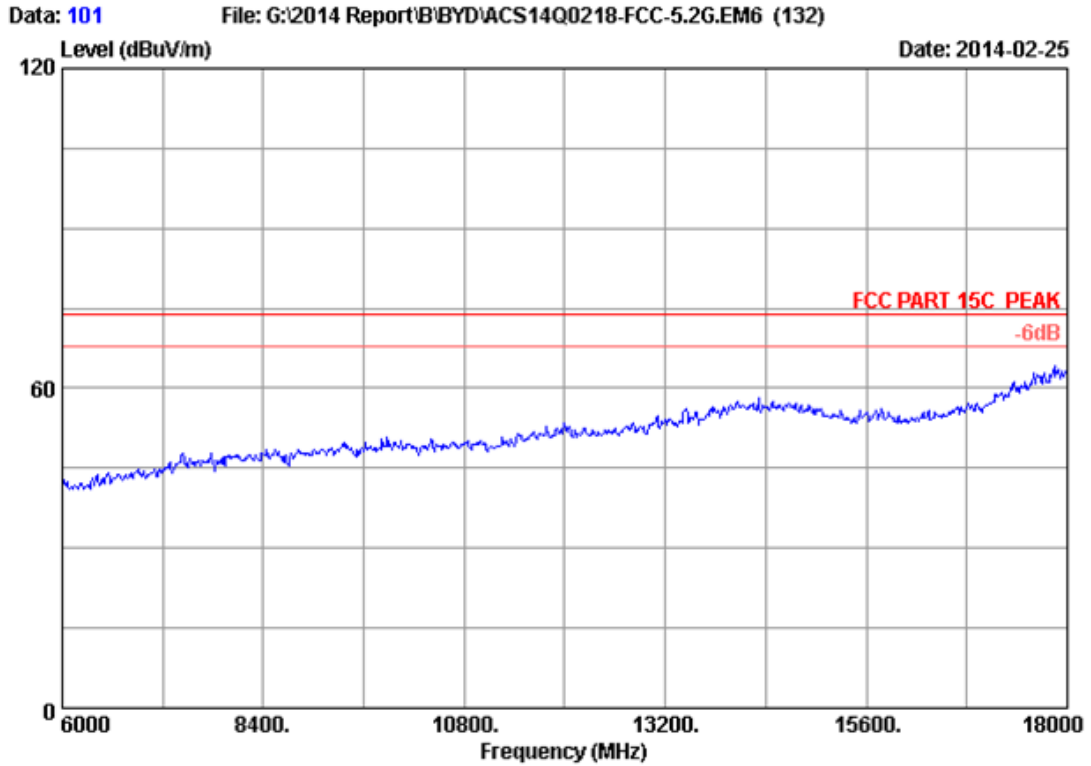
Site no. : 3m Chamber Data no. : 99
Dis. / Ant. : 3m 2013 3115 (4580) Ant. pol. : HORIZONTAL
Limit : FCC PART 15C PEAK
Env. / Ins. : 24°C/56% Engineer : Leo-Li
EUT : Notebook
Power Rating : DC 19V From Adapter Input AC 120V/60Hz
Test Mode : IEEE802.11ac VHT40 CH54 5270MHz Tx
M/N : RZ09-0116



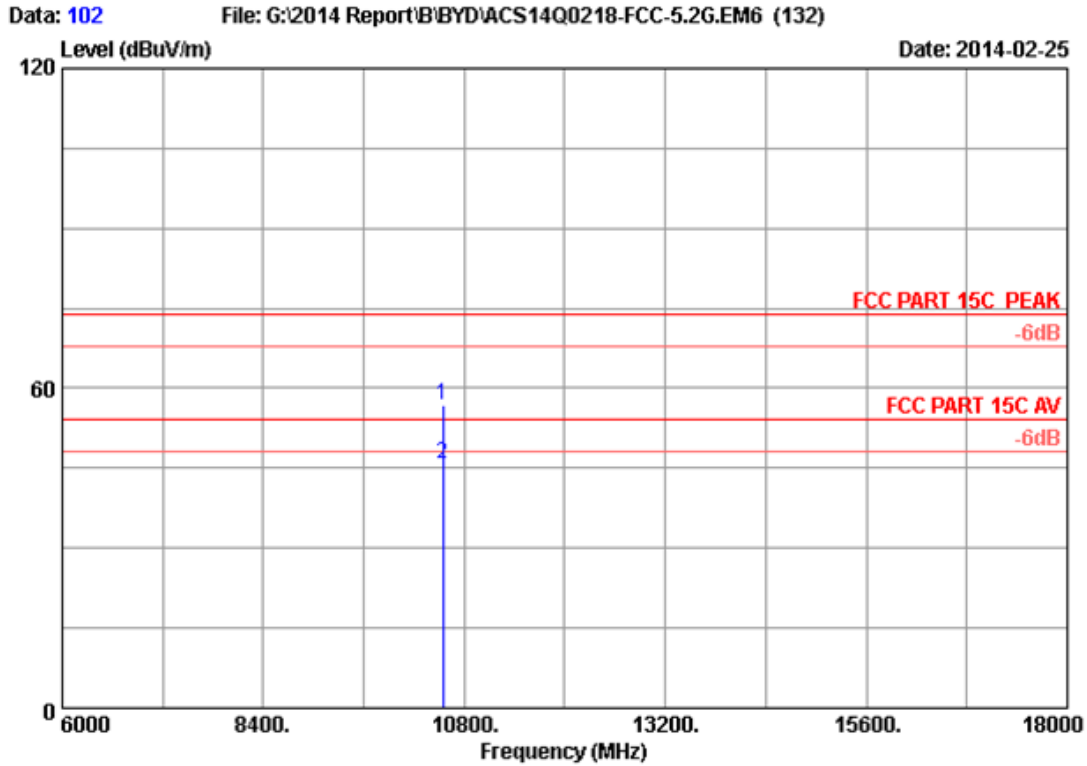
Site no. : 3m Chamber Data no. : 100
 Dis. / Ant. : 3m 2013 3115 (4580) Ant. pol. : HORIZONTAL
 Limit : FCC PART 15C PEAK
 Env. / Ins. : 24°C/56% Engineer : Leo-Li
 EUT : Notebook
 Power Rating : DC 19V From Adapter Input AC 120V/60Hz
 Test Mode : IEEE802.11ac VHT40 CH54 5270MHz Tx
 M/N : RZ09-0116

No.	Freq. (MHz)	Ant. Factor (dB/m)	Cable Loss (dB)	AMP factor (dB)	Reading (dBuV)	Emission Level (dBuV/m)	Limits (dBuV/m)	Margin (dB)	Remark
1	10540.000	38.22	12.74	35.42	41.60	57.14	74.00	16.86	Peak
2	10540.000	38.22	12.74	35.42	30.24	45.78	54.00	8.22	Average

Remarks: 1. Emission Level= Antenna Factor + Cable Loss + Reading - Amp Factor
 2. The emission levels that are 20dB below the official limit are not reported.



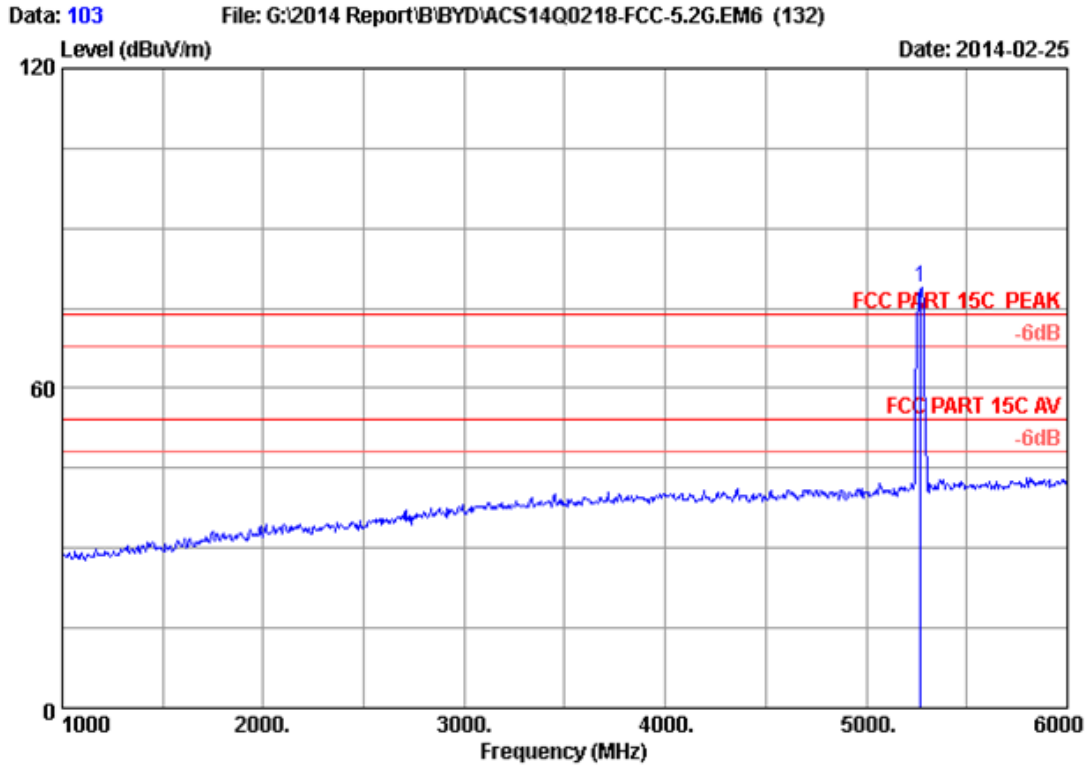
Site no. : 3m Chamber Data no. : 101
Dis. / Ant. : 3m 2013 3115 (4580) Ant. pol. : VERTICAL
Limit : FCC PART 15C PEAK
Env. / Ins. : 24°C/56% Engineer : Leo-Li
EUT : Notebook
Power Rating : DC 19V From Adapter Input AC 120V/60Hz
Test Mode : IEEE802.11ac VHT40 CH54 5270MHz Tx
M/N : RZ09-0116



Site no. : 3m Chamber Data no. : 102
 Dis. / Ant. : 3m 2013 3115 (4580) Ant. pol. : VERTICAL
 Limit : FCC PART 15C PEAK
 Env. / Ins. : 24°C/56% Engineer : Leo-Li
 EUT : Notebook
 Power Rating : DC 19V From Adapter Input AC 120V/60Hz
 Test Mode : IEEE802.11ac VHT40 CH54 5270MHz Tx
 M/N : RZ09-0116

No.	Freq. (MHz)	Ant. Factor (dB/m)	Cable Loss (dB)	AMP factor (dB)	Reading (dBuV)	Emission Level (dBuV/m)	Limits (dBuV/m)	Margin (dB)	Remark
1	10540.000	38.22	12.74	35.42	41.38	56.92	74.00	17.08	Peak
2	10540.000	38.22	12.74	35.42	30.20	45.74	54.00	8.26	Average

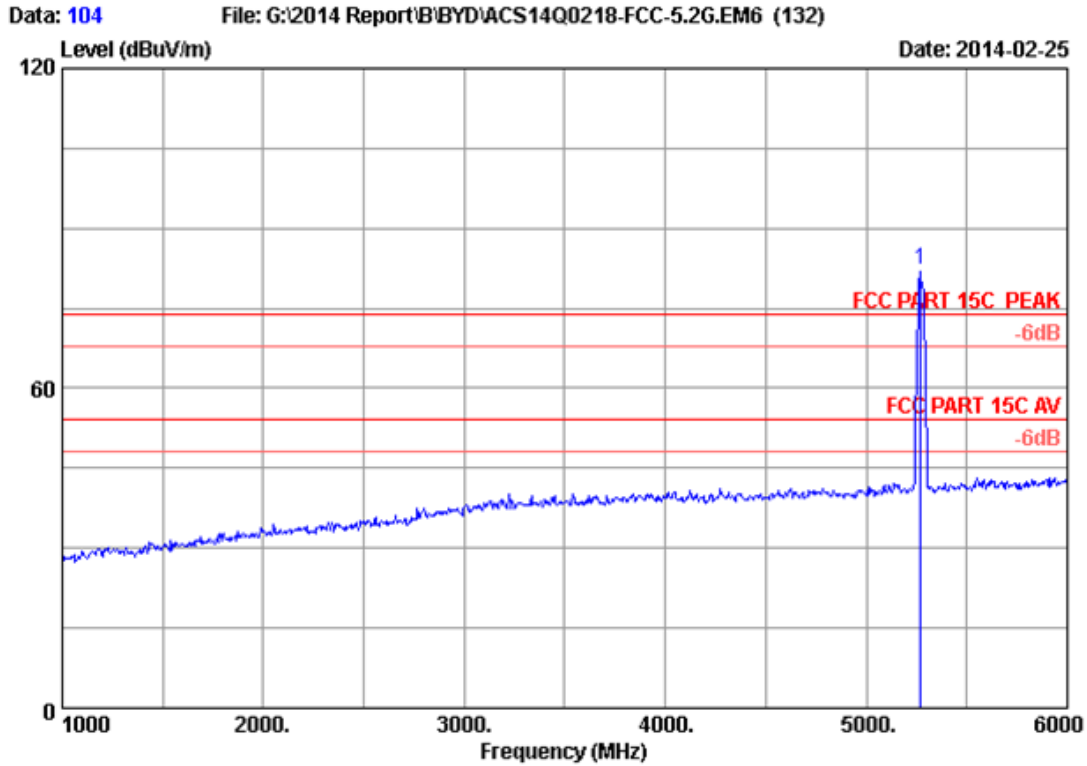
Remarks: 1. Emission Level= Antenna Factor + Cable Loss + Reading - Amp Factor
 2. The emission levels that are 20dB below the official limit are not reported.



Site no. : 3m Chamber Data no. : 103
 Dis. / Ant. : 3m 2013 3115 (4580) Ant. pol. : VERTICAL
 Limit : FCC PART 15C PEAK
 Env. / Ins. : 24°C/56% Engineer : Leo-Li
 EUT : Notebook
 Power Rating : DC 19V From Adapter Input AC 120V/60Hz
 Test Mode : IEEE802.11ac VHT40 CH54 5270MHz Tx
 M/N : RZ09-0116

No.	Freq. (MHz)	Ant. Factor (dB/m)	Cable Loss (dB)	AMP factor (dB)	Reading (dBuV)	Emission Level (dBuV/m)	Limits (dBuV/m)	Margin (dB)	Remark
1	5270.000	33.63	9.05	35.70	71.93	78.91	74.00	-4.91	Peak

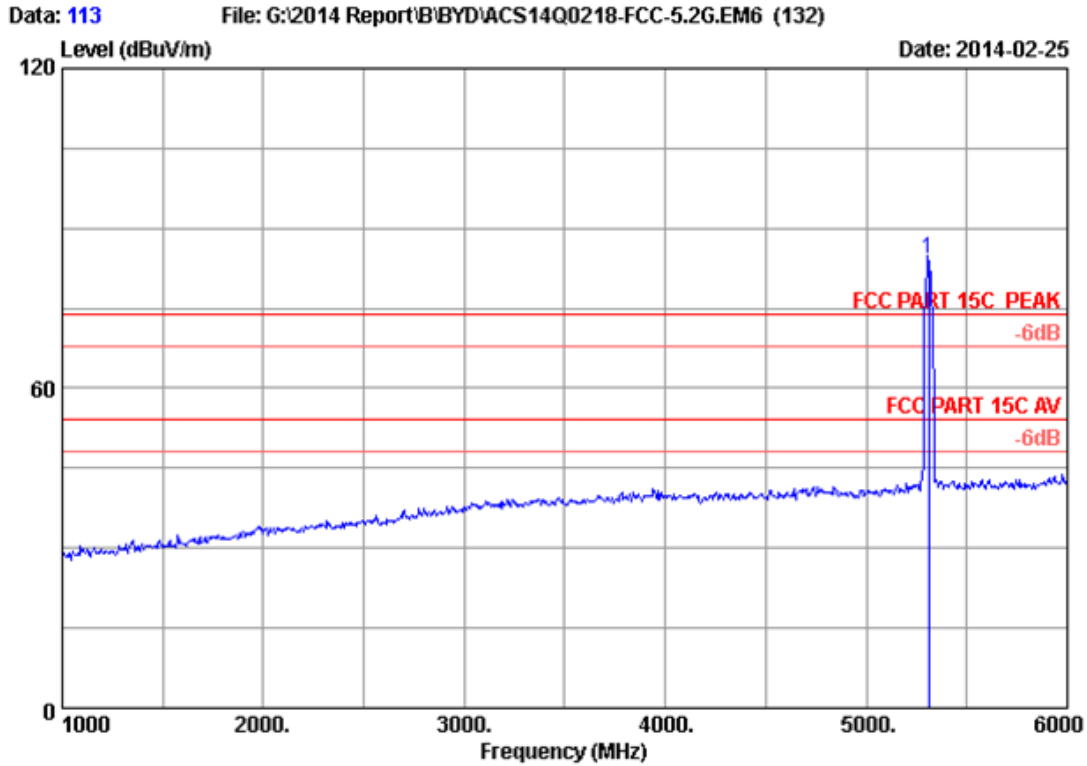
Remarks: 1. Emission Level= Antenna Factor + Cable Loss + Reading - Amp Factor
 2. The emission levels that are 20dB below the official limit are not reported.



Site no. : 3m Chamber Data no. : 104
 Dis. / Ant. : 3m 2013 3115 (4580) Ant. pol. : HORIZONTAL
 Limit : FCC PART 15C PEAK
 Env. / Ins. : 24°C/56% Engineer : Leo-Li
 EUT : Notebook
 Power Rating : DC 19V From Adapter Input AC 120V/60Hz
 Test Mode : IEEE802.11ac VHT40 CH54 5270MHz Tx
 M/N : RZ09-0116

No.	Freq. (MHz)	Ant. Factor (dB/m)	Cable Loss (dB)	AMP factor (dB)	Reading (dBuV)	Emission Level (dBuV/m)	Limits (dBuV/m)	Margin (dB)	Remark
1	5270.000	33.63	9.05	35.70	75.18	82.16	74.00	-8.16	Peak

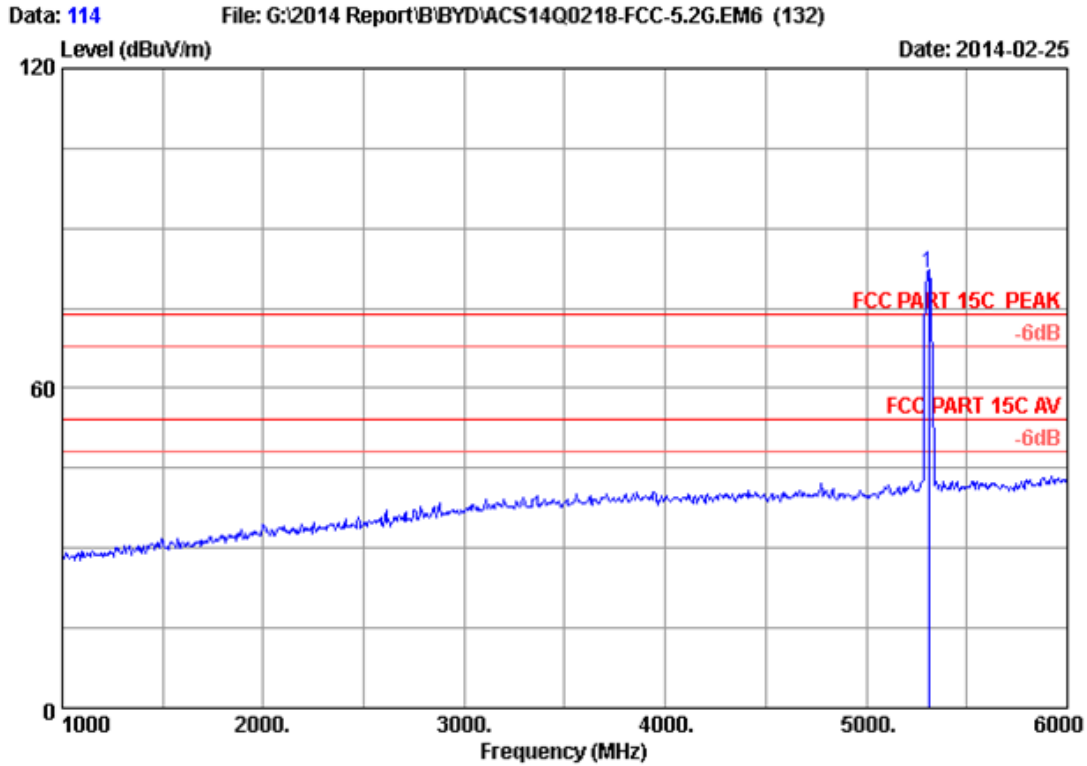
Remarks: 1. Emission Level= Antenna Factor + Cable Loss + Reading - Amp Factor
 2. The emission levels that are 20dB below the official limit are not reported.



Site no. : 3m Chamber Data no. : 113
 Dis. / Ant. : 3m 2013 3115 (4580) Ant. pol. : HORIZONTAL
 Limit : FCC PART 15C PEAK
 Env. / Ins. : 24°C/56% Engineer : Leo-Li
 EUT : Notebook
 Power Rating : DC 19V From Adapter Input AC 120V/60Hz
 Test Mode : IEEE802.11ac VHT40 CH62 5310MHz Tx
 M/N : RZ09-0116

No.	Freq. (MHz)	Ant. Factor (dB/m)	Cable Loss (dB)	AMP factor (dB)	Reading (dBuV)	Emission Level (dBuV/m)	Limits (dBuV/m)	Margin (dB)	Remark
1	5310.000	33.70	9.09	35.70	77.27	84.36	74.00	-10.36	Peak

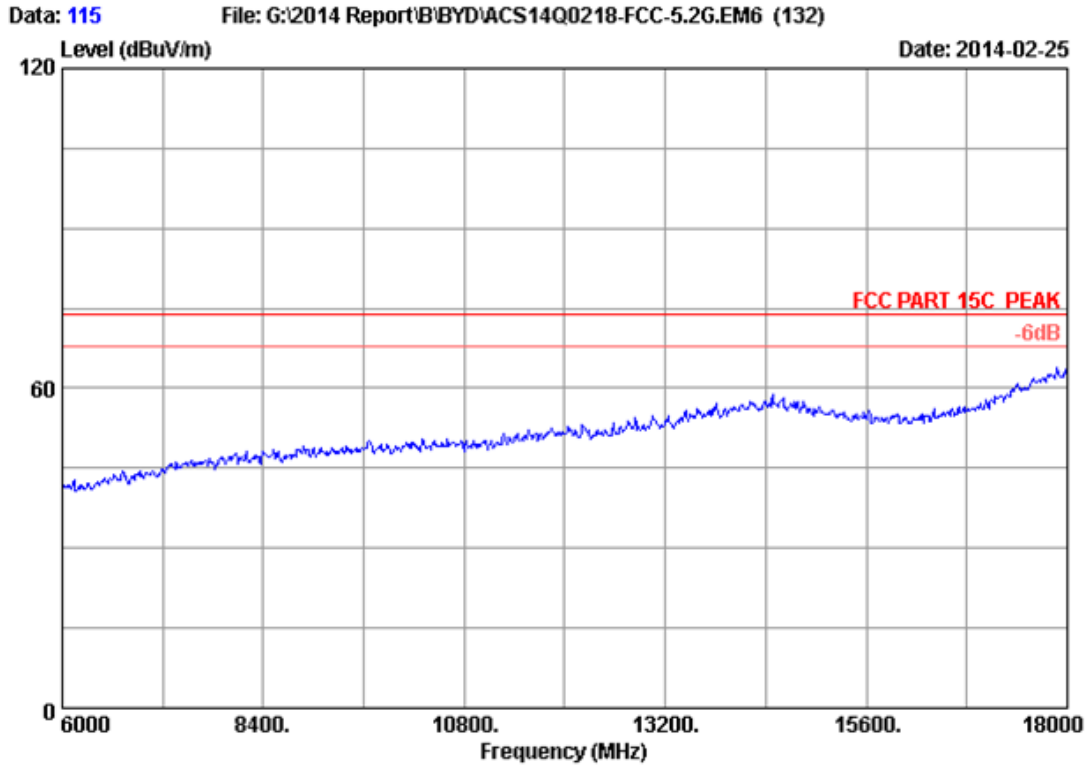
Remarks: 1. Emission Level= Antenna Factor + Cable Loss + Reading - Amp Factor
 2. The emission levels that are 20dB below the official limit are not reported.



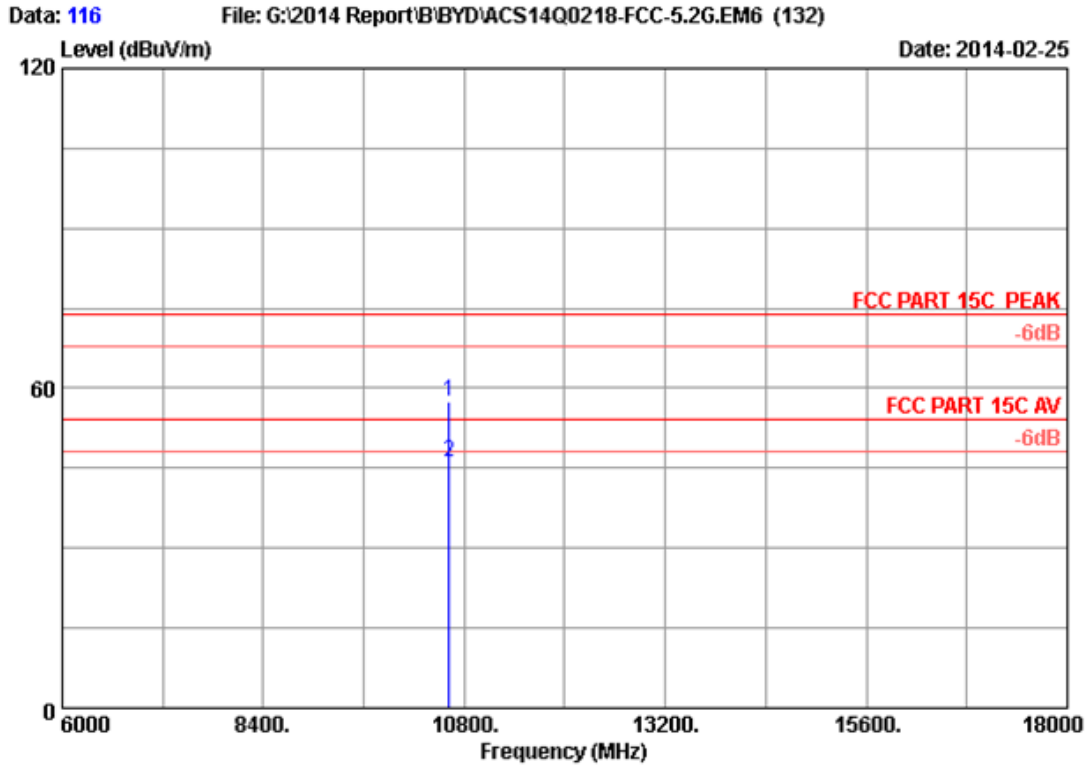
Site no. : 3m Chamber Data no. : 114
 Dis. / Ant. : 3m 2013 3115 (4580) Ant. pol. : VERTICAL
 Limit : FCC PART 15C PEAK
 Env. / Ins. : 24°C/56% Engineer : Leo-Li
 EUT : Notebook
 Power Rating : DC 19V From Adapter Input AC 120V/60Hz
 Test Mode : IEEE802.11ac VHT40 CH62 5310MHz Tx
 M/N : RZ09-0116

No.	Freq. (MHz)	Ant. Factor (dB/m)	Cable Loss (dB)	AMP factor (dB)	Reading (dBuV)	Emission Level (dBuV/m)	Limits (dBuV/m)	Margin (dB)	Remark
1	5310.000	33.70	9.09	35.70	74.64	81.73	74.00	-7.73	Peak

Remarks: 1. Emission Level= Antenna Factor + Cable Loss + Reading - Amp Factor
 2. The emission levels that are 20dB below the official limit are not reported.



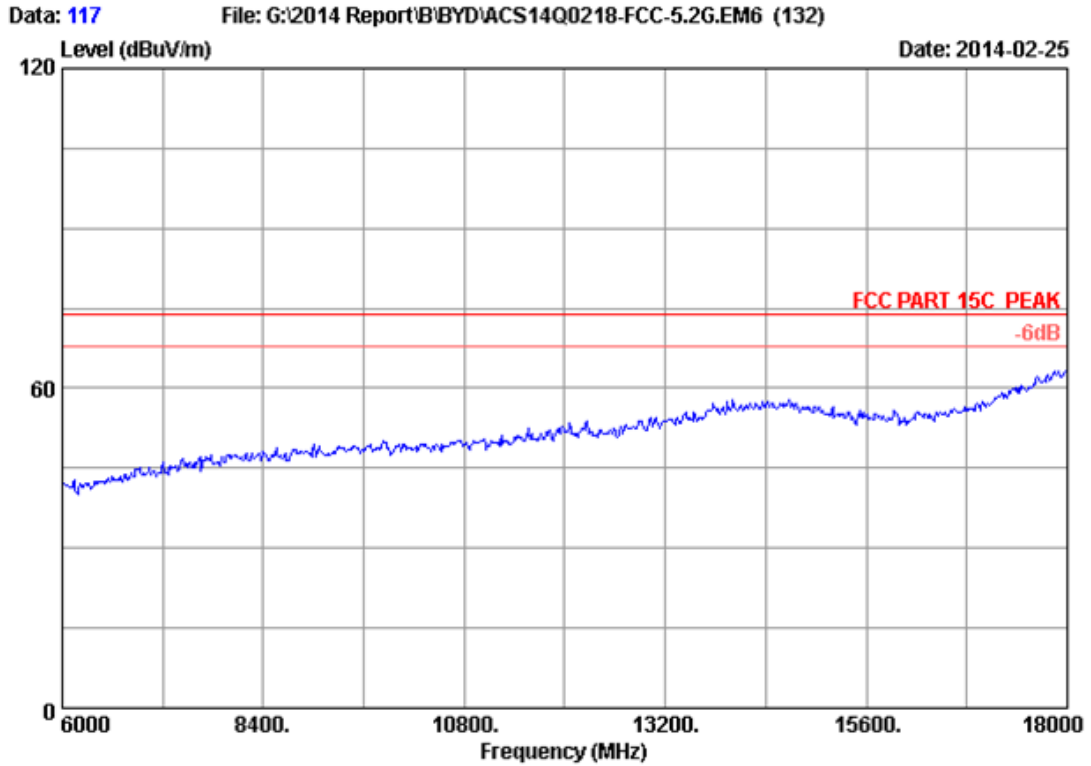
Site no. : 3m Chamber Data no. : 115
Dis. / Ant. : 3m 2013 3115 (4580) Ant. pol. : VERTICAL
Limit : FCC PART 15C PEAK
Env. / Ins. : 24°C/56% Engineer : Leo-Li
EUT : Notebook
Power Rating : DC 19V From Adapter Input AC 120V/60Hz
Test Mode : IEEE802.11ac VHT40 CH62 5310MHz Tx
M/N : RZ09-0116



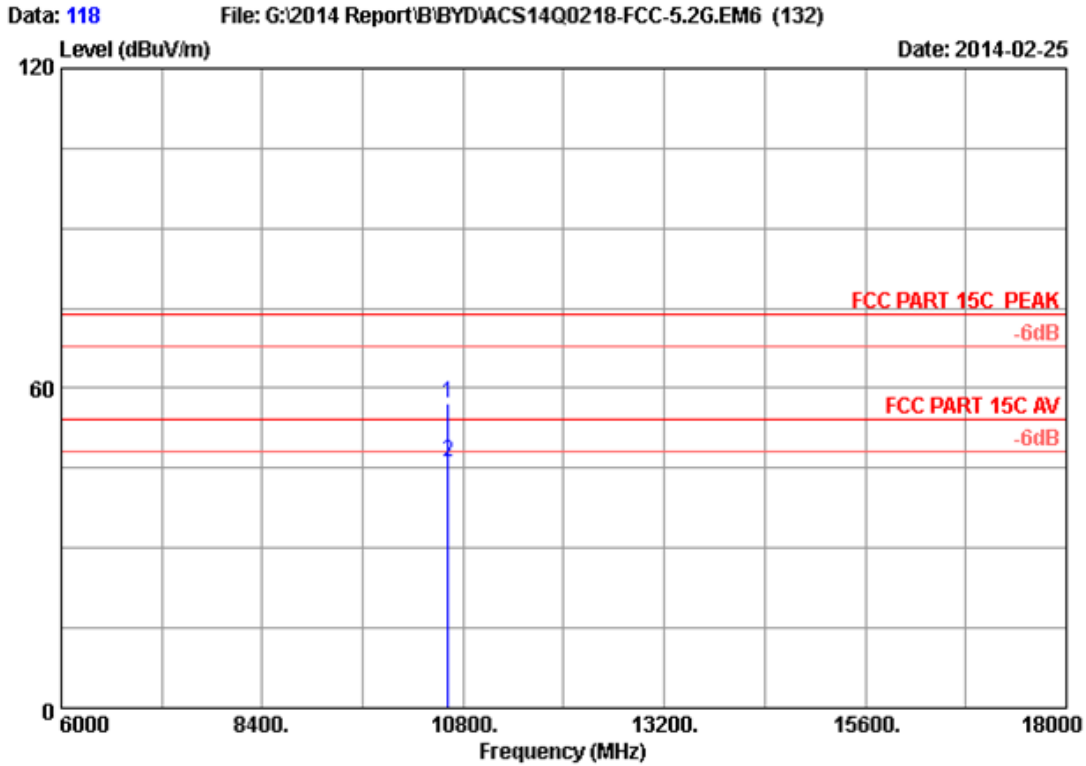
Site no. : 3m Chamber Data no. : 116
 Dis. / Ant. : 3m 2013 3115 (4580) Ant. pol. : VERTICAL
 Limit : FCC PART 15C PEAK
 Env. / Ins. : 24°C/56% Engineer : Leo-Li
 EUT : Notebook
 Power Rating : DC 19V From Adapter Input AC 120V/60Hz
 Test Mode : IEEE802.11ac VHT40 CH62 5310MHz Tx
 M/N : RZ09-0116

No.	Freq. (MHz)	Ant. Factor (dB/m)	Cable Loss (dB)	AMP factor (dB)	Reading (dBuV)	Emission Level (dBuV/m)	Limits (dBuV/m)	Margin (dB)	Remark
1	10620.000	38.25	12.78	35.41	41.88	57.50	74.00	16.50	Peak
2	10620.000	38.25	12.78	35.41	30.47	46.09	54.00	7.91	Average

Remarks: 1. Emission Level= Antenna Factor + Cable Loss + Reading - Amp Factor
 2. The emission levels that are 20dB below the official limit are not reported.



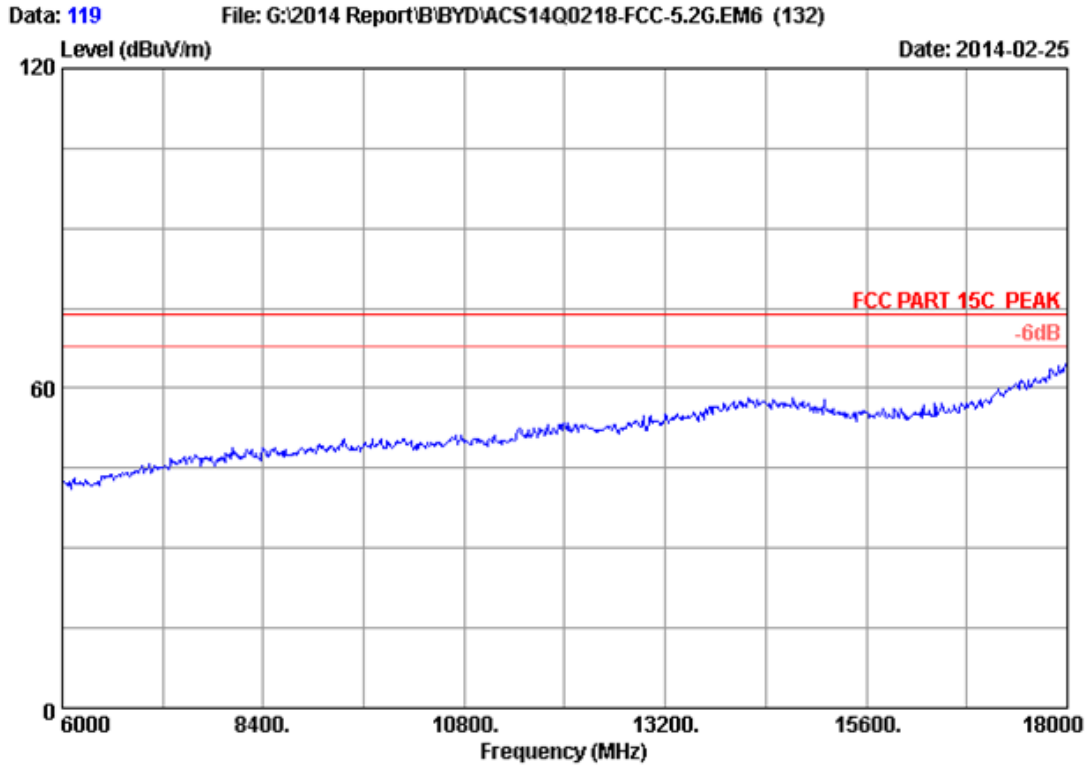
Site no. : 3m Chamber Data no. : 117
Dis. / Ant. : 3m 2013 3115 (4580) Ant. pol. : HORIZONTAL
Limit : FCC PART 15C PEAK
Env. / Ins. : 24°C/56% Engineer : Leo-Li
EUT : Notebook
Power Rating : DC 19V From Adapter Input AC 120V/60Hz
Test Mode : IEEE802.11ac VHT40 CH62 5310MHz Tx
M/N : RZ09-0116



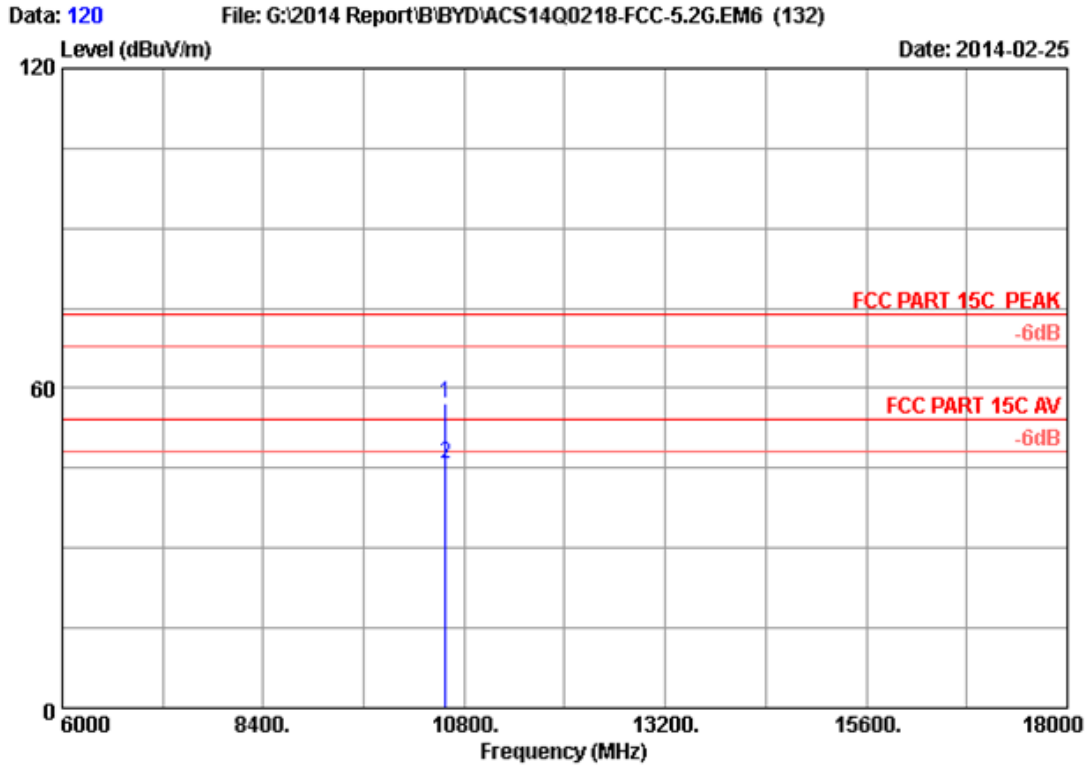
Site no. : 3m Chamber Data no. : 118
 Dis. / Ant. : 3m 2013 3115 (4580) Ant. pol. : HORIZONTAL
 Limit : FCC PART 15C PEAK
 Env. / Ins. : 24°C/56% Engineer : Leo-Li
 EUT : Notebook
 Power Rating : DC 19V From Adapter Input AC 120V/60Hz
 Test Mode : IEEE802.11ac VHT40 CH62 5310MHz Tx
 M/N : RZ09-0116

No.	Freq. (MHz)	Ant. Factor (dB/m)	Cable Loss (dB)	AMP factor (dB)	Reading (dBuV)	Emission Level (dBuV/m)	Limits (dBuV/m)	Margin (dB)	Remark
1	10620.000	38.25	12.78	35.41	41.67	57.29	74.00	16.71	Peak
2	10620.000	38.25	12.78	35.41	30.39	46.01	54.00	7.99	Average

Remarks: 1. Emission Level= Antenna Factor + Cable Loss + Reading - Amp Factor
 2. The emission levels that are 20dB below the official limit are not reported.



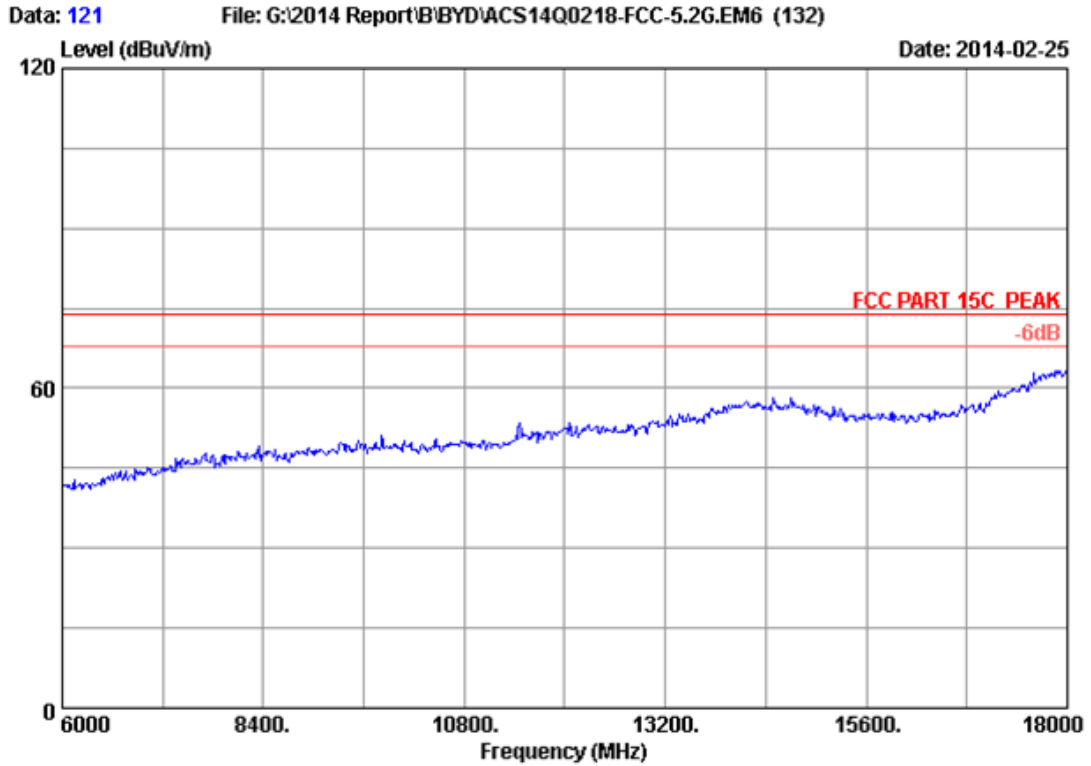
Site no. : 3m Chamber Data no. : 119
Dis. / Ant. : 3m 2013 3115 (4580) Ant. pol. : HORIZONTAL
Limit : FCC PART 15C PEAK
Env. / Ins. : 24°C/56% Engineer : Leo-Li
EUT : Notebook
Power Rating : DC 19V From Adapter Input AC 120V/60Hz
Test Mode : IEEE802.11ac VHT80 CH58 5290MHz Tx
M/N : RZ09-0116



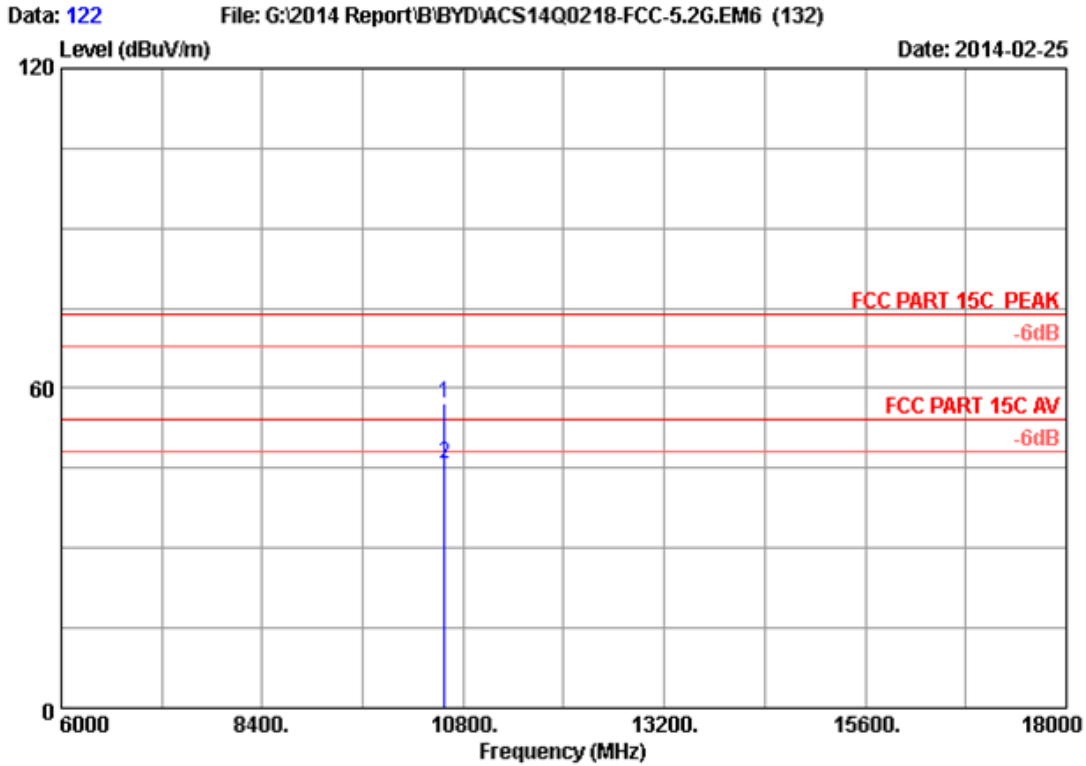
Site no. : 3m Chamber Data no. : 120
 Dis. / Ant. : 3m 2013 3115 (4580) Ant. pol. : HORIZONTAL
 Limit : FCC PART 15C PEAK
 Env. / Ins. : 24°C/56% Engineer : Leo-Li
 EUT : Notebook
 Power Rating : DC 19V From Adapter Input AC 120V/60Hz
 Test Mode : IEEE802.11ac VHT80 CH58 5290MHz Tx
 M/N : RZ09-0116

No.	Freq. (MHz)	Ant. Factor (dB/m)	Cable Loss (dB)	AMP factor (dB)	Reading (dBuV)	Emission Level (dBuV/m)	Limits (dBuV/m)	Margin (dB)	Remark
1	10580.000	38.23	12.76	35.41	41.65	57.23	74.00	16.77	Peak
2	10580.000	38.23	12.76	35.41	30.24	45.82	54.00	8.18	Average

Remarks: 1. Emission Level= Antenna Factor + Cable Loss + Reading - Amp Factor
 2. The emission levels that are 20dB below the official limit are not reported.



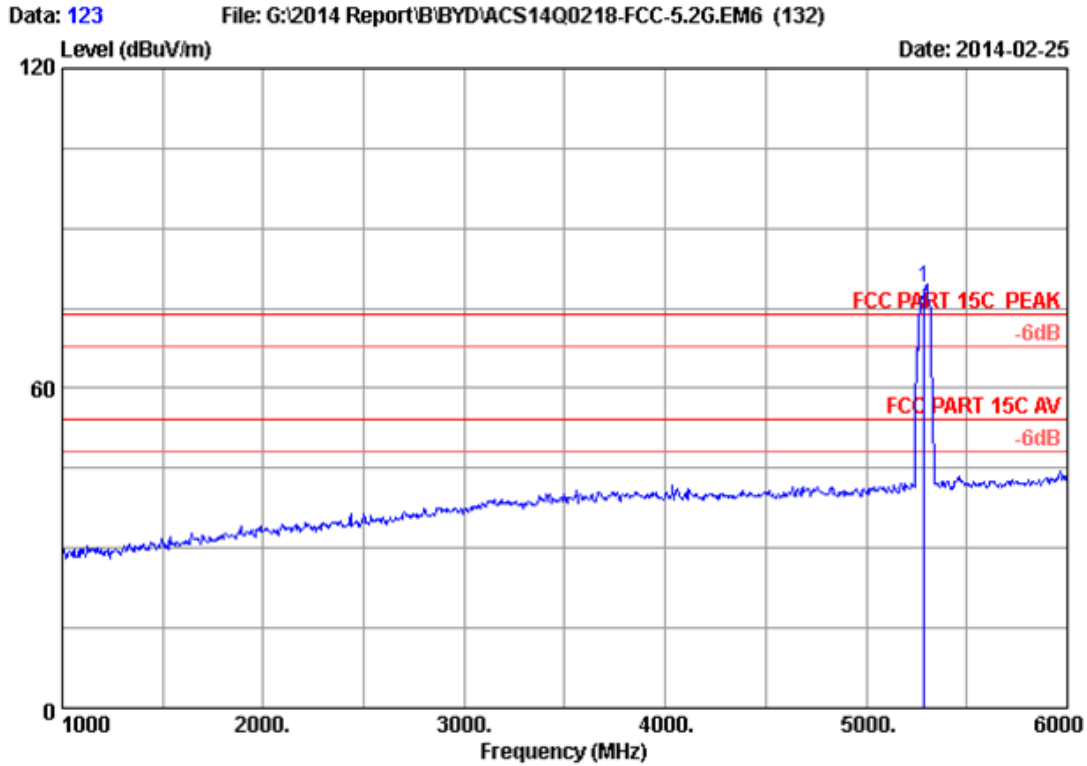
Site no. : 3m Chamber Data no. : 121
Dis. / Ant. : 3m 2013 3115 (4580) Ant. pol. : VERTICAL
Limit : FCC PART 15C PEAK
Env. / Ins. : 24°C/56% Engineer : Leo-Li
EUT : Notebook
Power Rating : DC 19V From Adapter Input AC 120V/60Hz
Test Mode : IEEE802.11ac VHT80 CH58 5290MHz Tx
M/N : RZ09-0116



Site no. : 3m Chamber Data no. : 122
 Dis. / Ant. : 3m 2013 3115 (4580) Ant. pol. : VERTICAL
 Limit : FCC PART 15C PEAK
 Env. / Ins. : 24°C/56% Engineer : Leo-Li
 EUT : Notebook
 Power Rating : DC 19V From Adapter Input AC 120V/60Hz
 Test Mode : IEEE802.11ac VHT80 CH58 5290MHz Tx
 M/N : RZ09-0116

No.	Freq. (MHz)	Ant. Factor (dB/m)	Cable Loss (dB)	AMP factor (dB)	Reading (dBuV)	Emission Level (dBuV/m)	Limits (dBuV/m)	Margin (dB)	Remark
1	10580.000	38.23	12.76	35.41	41.56	57.14	74.00	16.86	Peak
2	10580.000	38.23	12.76	35.41	30.19	45.77	54.00	8.23	Average

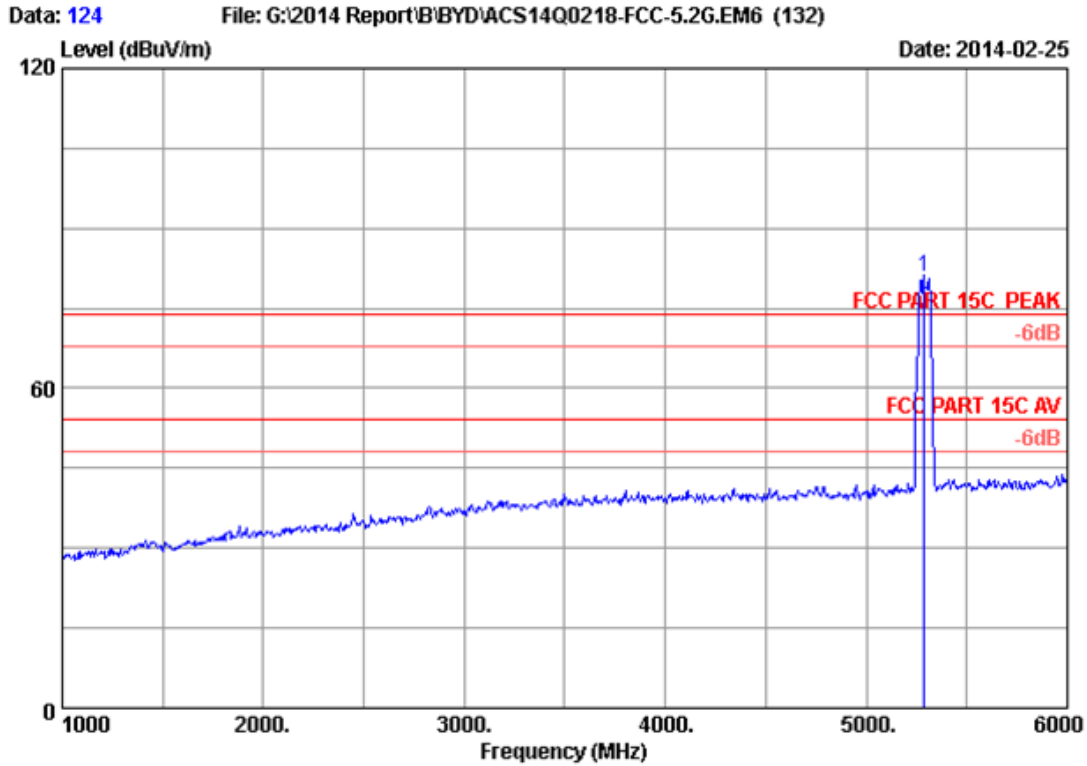
Remarks: 1. Emission Level= Antenna Factor + Cable Loss + Reading - Amp Factor
 2. The emission levels that are 20dB below the official limit are not reported.



Site no. : 3m Chamber Data no. : 123
 Dis. / Ant. : 3m 2013 3115 (4580) Ant. pol. : VERTICAL
 Limit : FCC PART 15C PEAK
 Env. / Ins. : 24°C/56% Engineer : Leo-Li
 EUT : Notebook
 Power Rating : DC 19V From Adapter Input AC 120V/60Hz
 Test Mode : IEEE802.11ac VHT80 CH58 5290MHz Tx
 M/N : RZ09-0116

No.	Freq. (MHz)	Ant. Factor (dB/m)	Cable Loss (dB)	AMP factor (dB)	Reading (dBuV)	Emission Level (dBuV/m)	Limits (dBuV/m)	Margin (dB)	Remark
1	5290.000	33.66	9.07	35.70	71.97	79.00	74.00	-5.00	Peak

Remarks: 1. Emission Level= Antenna Factor + Cable Loss + Reading - Amp Factor
 2. The emission levels that are 20dB below the official limit are not reported.



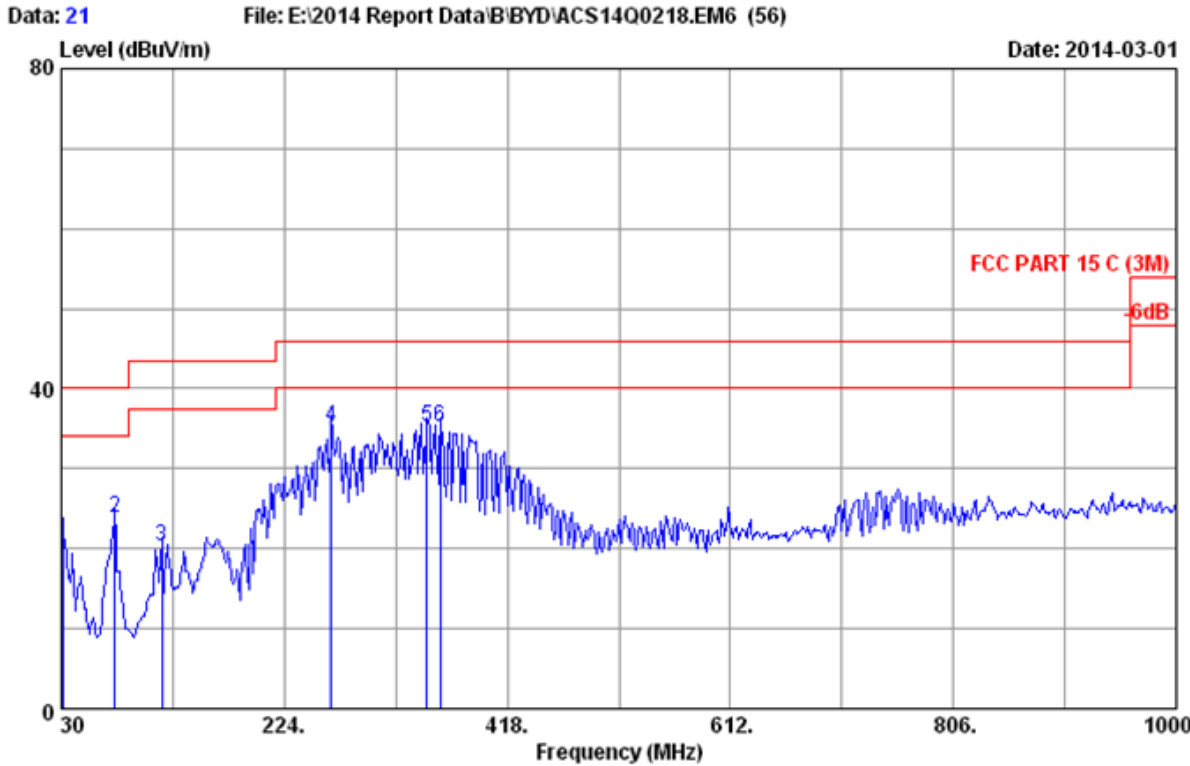
Site no. : 3m Chamber Data no. : 124
 Dis. / Ant. : 3m 2013 3115 (4580) Ant. pol. : HORIZONTAL
 Limit : FCC PART 15C PEAK
 Env. / Ins. : 24°C/56% Engineer : Leo-Li
 EUT : Notebook
 Power Rating : DC 19V From Adapter Input AC 120V/60Hz
 Test Mode : IEEE802.11ac VHT80 CH58 5290MHz Tx
 M/N : RZ09-0116

No.	Freq. (MHz)	Ant. Factor (dB/m)	Cable Loss (dB)	AMP factor (dB)	Reading (dBuV)	Emission Level (dBuV/m)	Limits (dBuV/m)	Margin (dB)	Remark
1	5290.000	33.66	9.07	35.70	73.84	80.87	74.00	-6.87	Peak

Remarks: 1. Emission Level= Antenna Factor + Cable Loss + Reading - Amp Factor
 2. The emission levels that are 20dB below the official limit are not reported.

5470-5725MHz:

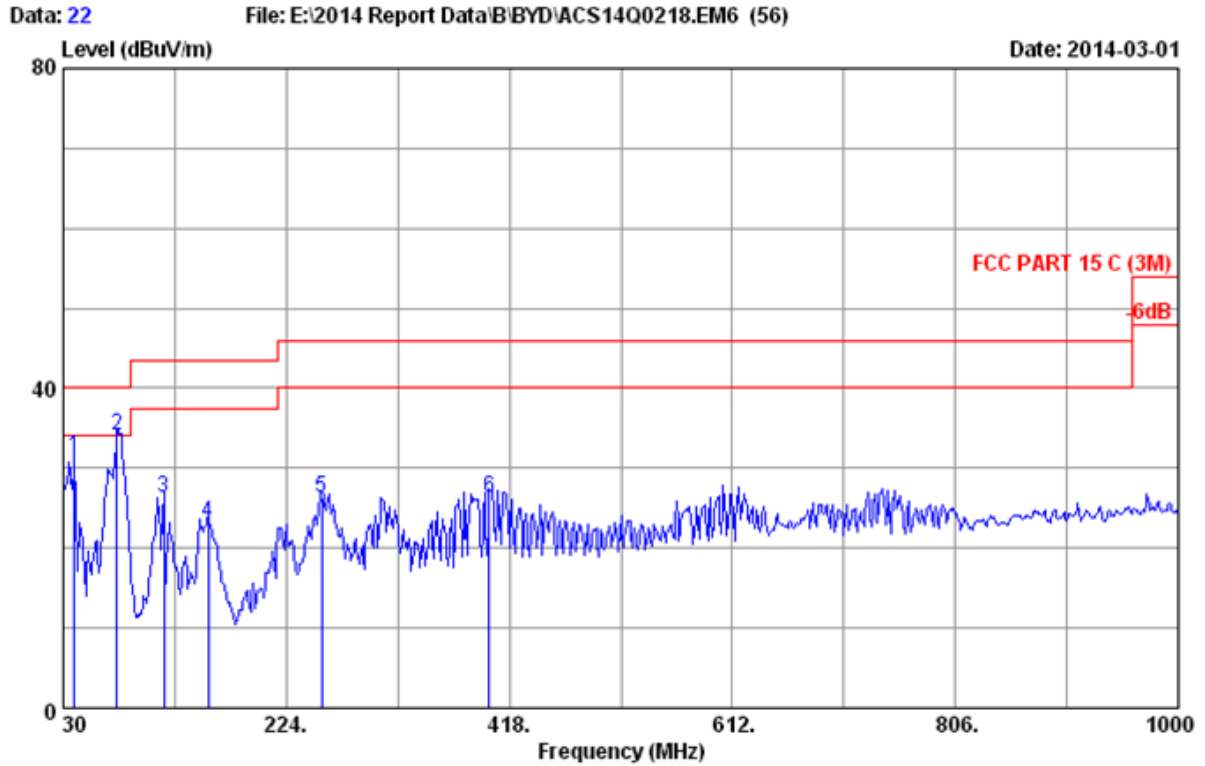
Frequency: 30MHz~1GHz



Site no. : 3m Chamber Data no. : 21
 Dis. / Ant. : 3m 2013 CBL6112D 35375 Ant. pol. : HORIZONTAL
 Limit : FCC PART 15 C (3M)
 Env. / Ins. : 24°C/34% Engineer : Donjon
 EUT : Notebook M/N:RZ09-0116
 Power rating : DC 19V Adapter Input AC 120V/60Hz
 Test Mode : TX Mode (WIFI5.4G)

No.	Freq. (MHz)	Ant. Factor (dB/m)	Cable Loss (dB)	Reading (dBuV)	Emission Level (dBuV/m)	Limits (dBuV/m)	Margin (dB)	Remark
1	31.940	18.84	0.86	1.45	21.15	40.00	18.85	QP
2	76.560	7.26	1.31	15.37	23.94	40.00	16.06	QP
3	117.300	12.70	1.48	6.12	20.30	43.50	23.20	QP
4	264.740	13.83	2.04	19.41	35.28	46.00	10.72	QP
5	348.160	15.29	2.31	17.64	35.24	46.00	10.76	QP
6	359.800	15.70	2.34	17.23	35.27	46.00	10.73	QP

Remarks: 1. Emission Level= Antenna Factor + Cable Loss + Reading.
 2. The emission levels that are 20dB below the official limit are not reported.

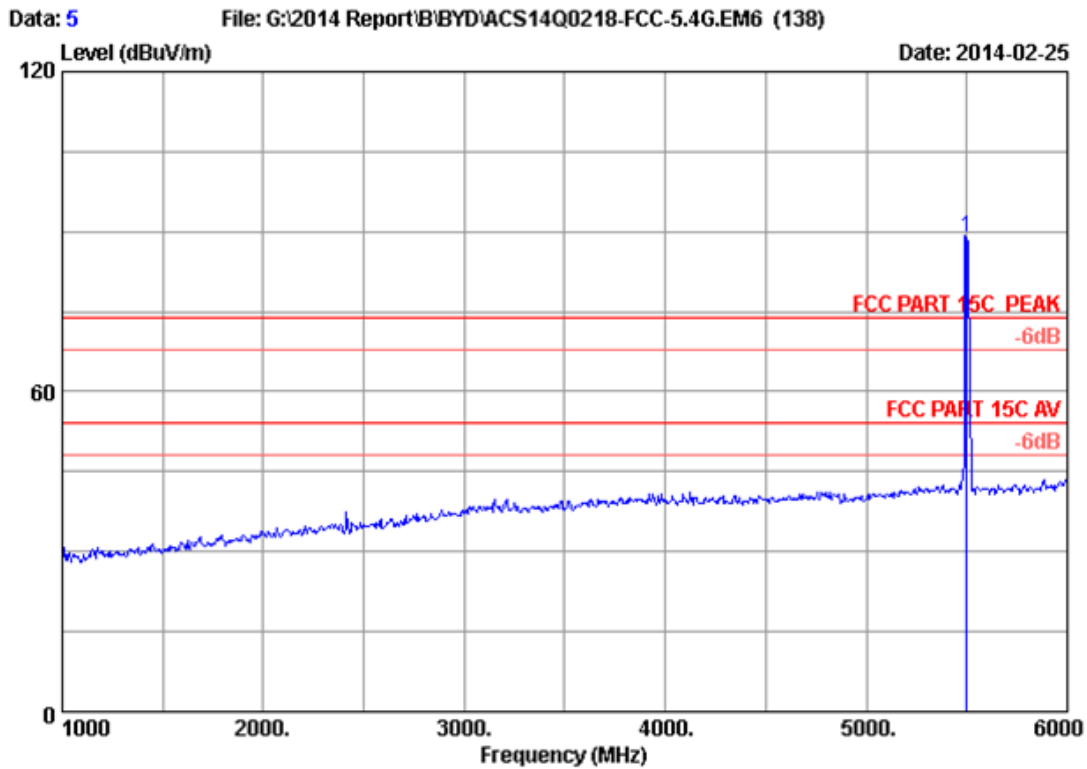


Site no. : 3m Chamber Data no. : 22
 Dis. / Ant. : 3m 2013 CBL6112D 35375 Ant. pol. : VERTICAL
 Limit : FCC PART 15 C (3M)
 Env. / Ins. : 24°C/34% Engineer : Donjon
 EUT : Notebook M/N:RZ09-0116
 Power rating : DC 19V Adapter Input AC 120V/60Hz
 Test Mode : TX Mode (WIFI 5.4G)

No.	Freq. (MHz)	Ant. Factor (dB/m)	Cable Loss (dB)	Reading (dBuV)	Emission Level (dBuV/m)	Limits (dBuV/m)	Margin (dB)	Remark
1	39.700	14.26	1.00	16.15	31.41	40.00	8.59	QP
2	76.560	7.26	1.31	25.52	34.09	40.00	5.91	QP
3	117.300	12.70	1.48	12.02	26.20	43.50	17.30	QP
4	156.100	10.99	1.62	10.50	23.11	43.50	20.39	QP
5	255.040	13.46	2.00	10.79	26.25	46.00	19.75	QP
6	400.540	16.63	2.46	7.30	26.39	46.00	19.61	QP

Remarks: 1. Emission Level= Antenna Factor + Cable Loss + Reading.
 2. The emission levels that are 20dB below the official limit are not reported.

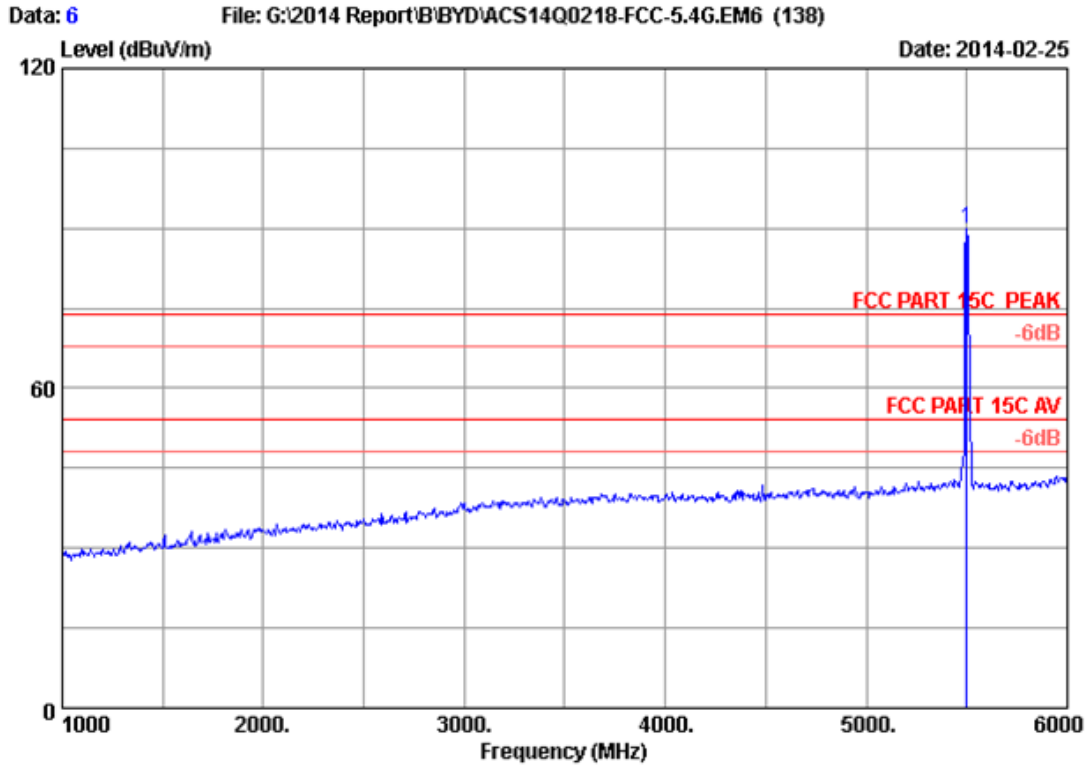
5470-5725MHz:
Frequency: 1GHz~18GHz



Site no. : 3m Chamber Data no. : 5
 Dis. / Ant. : 3m 2013 3115 (4580) Ant. pol. : HORIZONTAL
 Limit : FCC PART 15C PEAK
 Env. / Ins. : 24°C/56% Engineer : Leo-Li
 EUT : Notebook
 Power Rating : DC 19V From Adapter Input AC 120V/60Hz
 Test Mode : IEEE802.11a CH100 5500MHz Tx
 M/N : RZ09-0116

No.	Freq. (MHz)	Ant. Factor (dB/m)	Cable Loss (dB)	AMP factor (dB)	Reading (dBuV)	Emission Level (dBuV/m)	Limits (dBuV/m)	Margin (dB)	Remark
1	5500.000	34.00	9.29	35.70	81.34	88.93	74.00	-14.93	Peak

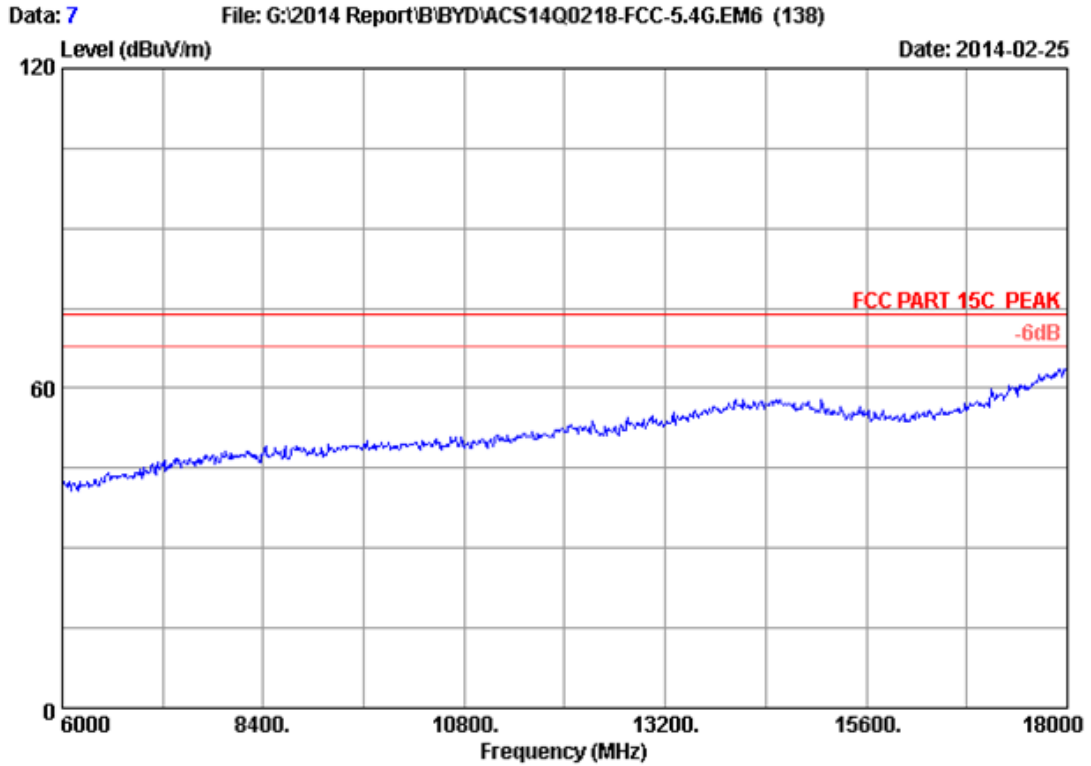
Remarks: 1. Emission Level= Antenna Factor + Cable Loss + Reading - Amp Factor
 2. The emission levels that are 20dB below the official limit are not reported.



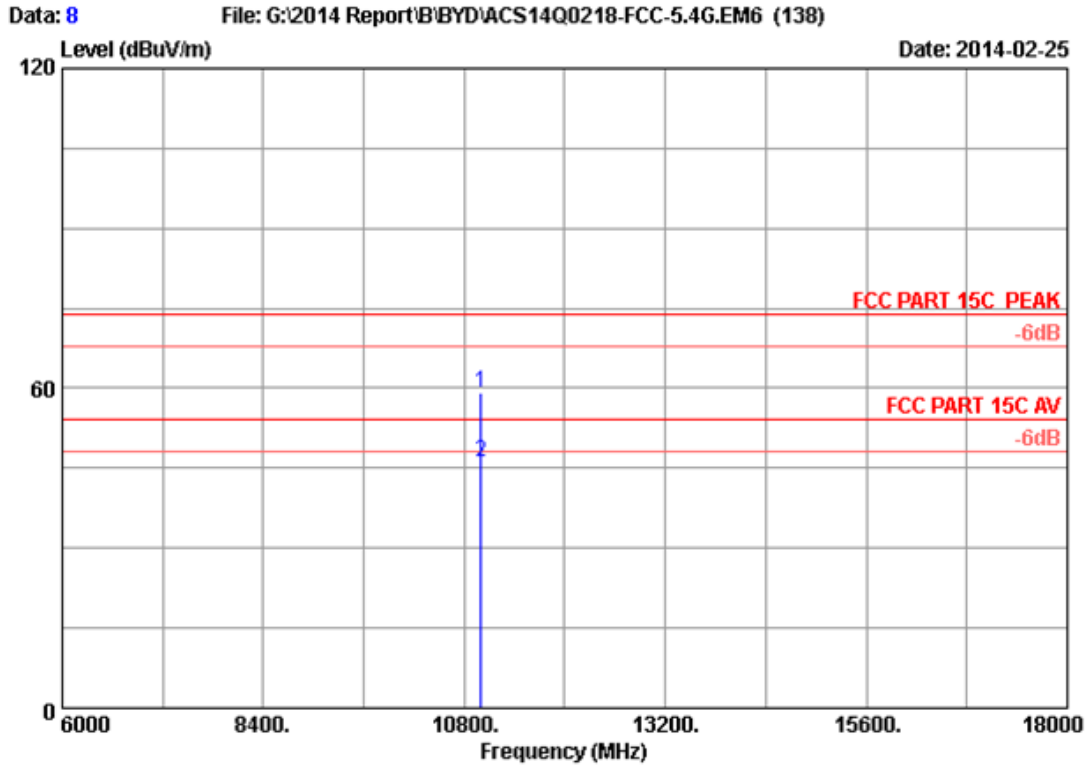
Site no. : 3m Chamber Data no. : 6
 Dis. / Ant. : 3m 2013 3115 (4580) Ant. pol. : VERTICAL
 Limit : FCC PART 15C PEAK
 Env. / Ins. : 24°C/56% Engineer : Leo-Li
 EUT : Notebook
 Power Rating : DC 19V From Adapter Input AC 120V/60Hz
 Test Mode : IEEE802.11a CH100 5500MHz Tx
 M/N : RZ09-0116

No.	Freq. (MHz)	Ant. Factor (dB/m)	Cable Loss (dB)	AMP factor (dB)	Reading (dBUV)	Emission Level (dBUV/m)	Limits (dBUV/m)	Margin (dB)	Remark
1	5500.000	34.00	9.29	35.70	82.19	89.78	74.00	-15.78	Peak

Remarks: 1. Emission Level= Antenna Factor + Cable Loss + Reading - Amp Factor
 2. The emission levels that are 20dB below the official limit are not reported.



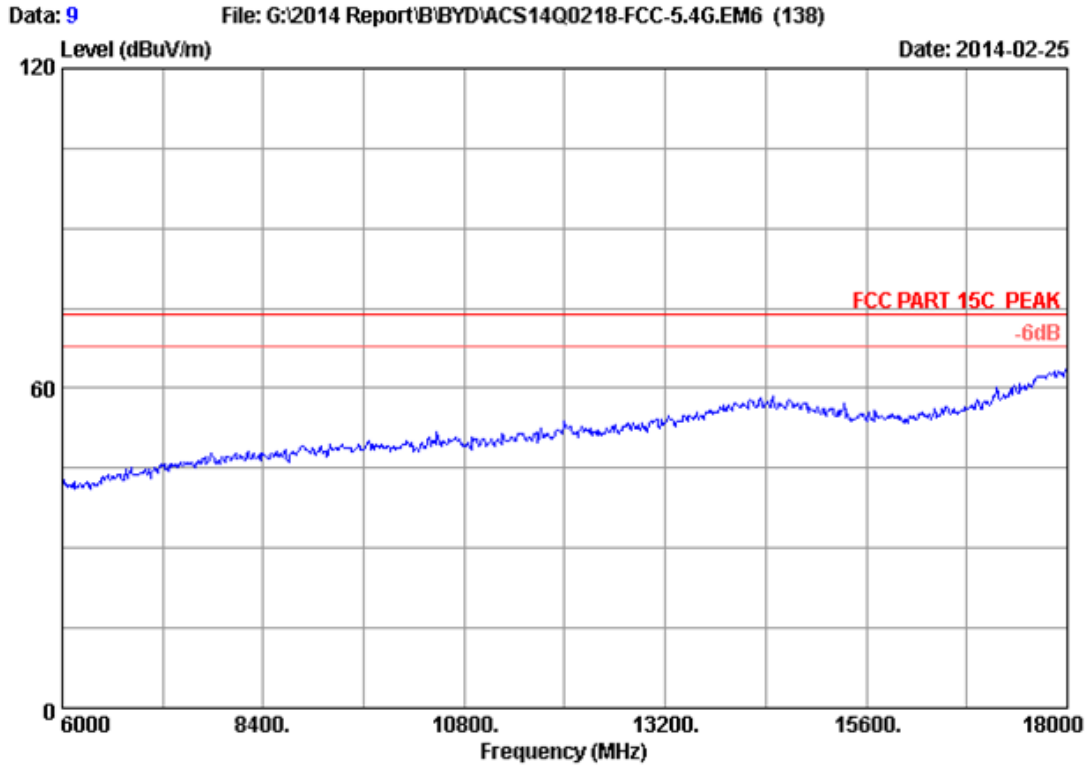
Site no. : 3m Chamber Data no. : 7
Dis. / Ant. : 3m 2013 3115 (4580) Ant. pol. : VERTICAL
Limit : FCC PART 15C PEAK
Env. / Ins. : 24°C/56% Engineer : Leo-Li
EUT : Notebook
Power Rating : DC 19V From Adapter Input AC 120V/60Hz
Test Mode : IEEE802.11a CH100 5500MHz Tx
M/N : RZ09-0116



Site no. : 3m Chamber Data no. : 8
 Dis. / Ant. : 3m 2013 3115 (4580) Ant. pol. : VERTICAL
 Limit : FCC PART 15C PEAK
 Env. / Ins. : 24°C/56% Engineer : Leo-Li
 EUT : Notebook
 Power Rating : DC 19V From Adapter Input AC 120V/60Hz
 Test Mode : IEEE802.11a CH100 5500MHz Tx
 M/N : RZ09-0116

No.	Freq. (MHz)	Ant. Factor (dB/m)	Cable Loss (dB)	AMP factor (dB)	Reading (dBUV)	Emission Level (dBUV/m)	Limits (dBUV/m)	Margin (dB)	Remark
1	11000.000	38.40	13.00	35.35	43.19	59.24	74.00	14.76	Peak
2	11000.000	38.40	13.00	35.35	30.05	46.10	54.00	7.90	Average

Remarks: 1. Emission Level= Antenna Factor + Cable Loss + Reading - Amp Factor
 2. The emission levels that are 20dB below the official limit are not reported.



Site no. : 3m Chamber Data no. : 9
Dis. / Ant. : 3m 2013 3115 (4580) Ant. pol. : HORIZONTAL
Limit : FCC PART 15C PEAK
Env. / Ins. : 24°C/56% Engineer : Leo-Li
EUT : Notebook
Power Rating : DC 19V From Adapter Input AC 120V/60Hz
Test Mode : IEEE802.11a CH100 5500MHz Tx
M/N : RZ09-0116