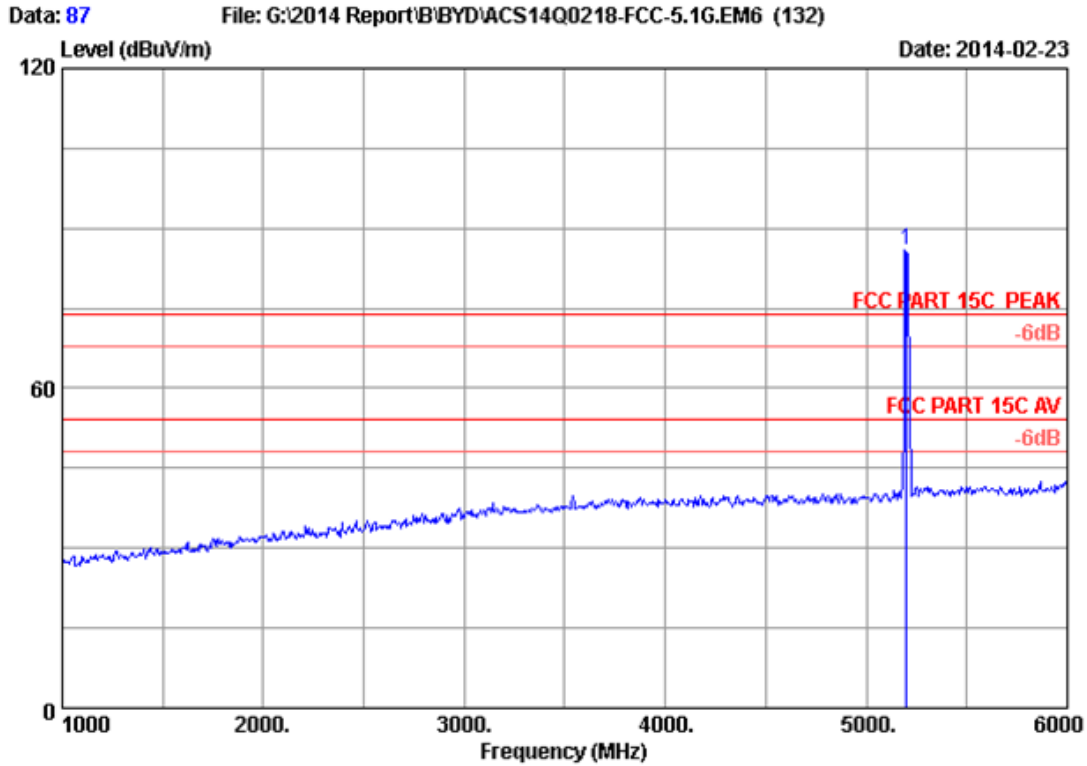


Site no. : 3m Chamber Data no. : 86
 Dis. / Ant. : 3m 2013 3115 (4580) Ant. pol. : VERTICAL
 Limit : FCC PART 15C PEAK
 Env. / Ins. : 24°C/56% Engineer : Leo-Li
 EUT : Notebook
 Power Rating : DC 19V From Adapter Input AC 120V/60Hz
 Test Mode : IEEE802.11ac VHT20 CH40 5200MHz Tx
 M/N : RZ09-0116

No.	Freq. (MHz)	Ant. Factor (dB/m)	Cable Loss (dB)	AMP factor (dB)	Reading (dBUV)	Emission Level (dBUV/m)	Limits (dBUV/m)	Margin (dB)	Remark
1	10400.000	38.16	12.66	35.44	42.03	57.41	74.00	16.59	Peak
2	10400.000	38.16	12.66	35.44	30.05	45.43	54.00	8.57	Average

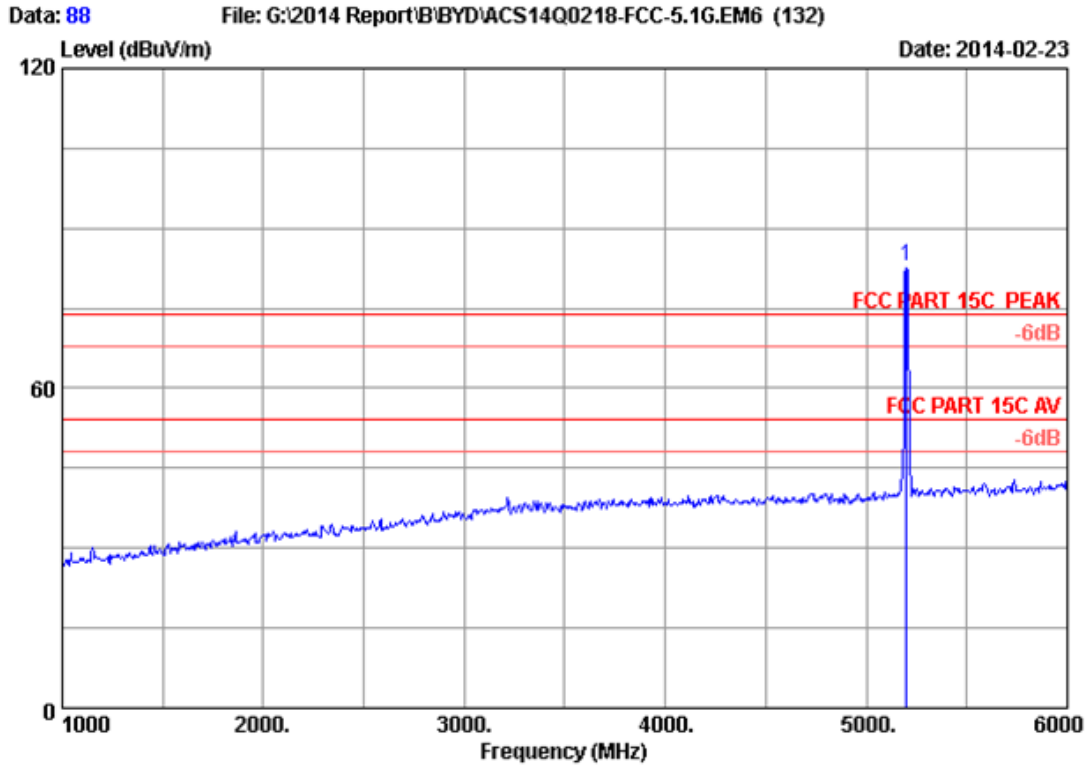
Remarks: 1. Emission Level= Antenna Factor + Cable Loss + Reading - Amp Factor
 2. The emission levels that are 20dB below the official limit are not reported.



Site no. : 3m Chamber Data no. : 87
 Dis. / Ant. : 3m 2013 3115 (4580) Ant. pol. : VERTICAL
 Limit : FCC PART 15C PEAK
 Env. / Ins. : 24°C/56% Engineer : Leo-Li
 EUT : Notebook
 Power Rating : DC 19V From Adapter Input AC 120V/60Hz
 Test Mode : IEEE802.11ac VHT20 CH40 5200MHz Tx
 M/N : RZ09-0116

No.	Freq. (MHz)	Ant. Factor (dB/m)	Cable Loss (dB)	AMP factor (dB)	Reading (dBuV)	Emission Level (dBuV/m)	Limits (dBuV/m)	Margin (dB)	Remark
1	5200.000	33.52	8.97	35.70	79.01	85.80	74.00	-11.80	Peak

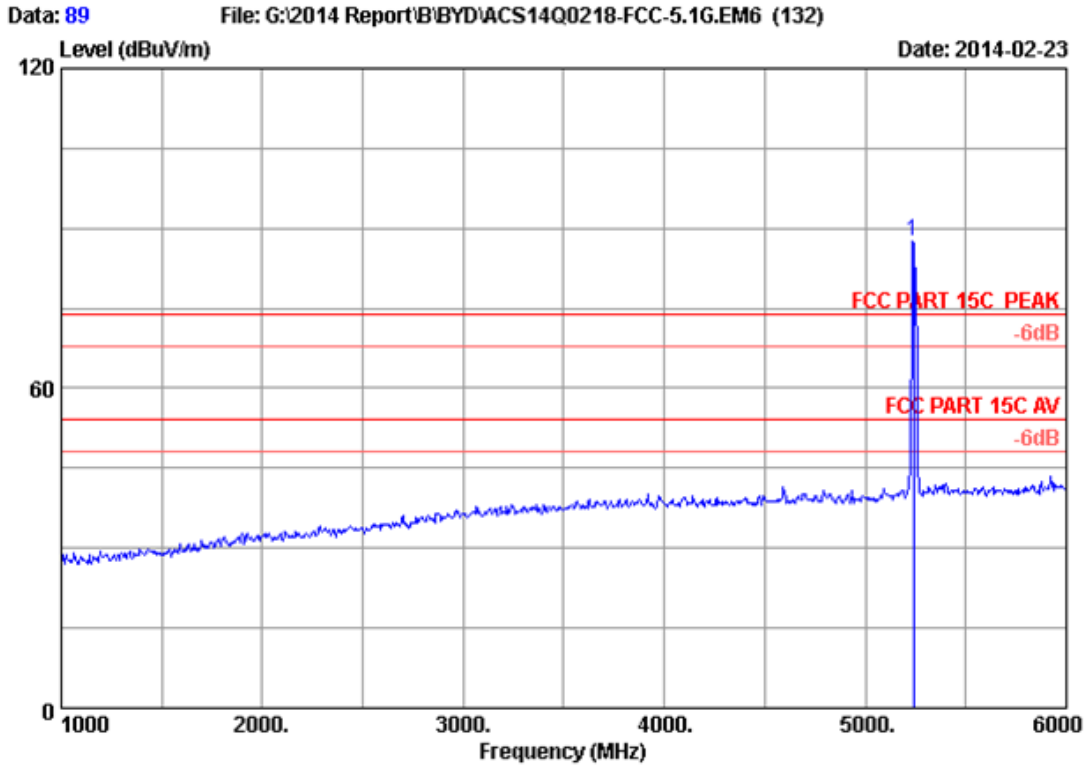
Remarks: 1. Emission Level= Antenna Factor + Cable Loss + Reading - Amp Factor
 2. The emission levels that are 20dB below the official limit are not reported.



Site no. : 3m Chamber Data no. : 88
 Dis. / Ant. : 3m 2013 3115 (4580) Ant. pol. : HORIZONTAL
 Limit : FCC PART 15C PEAK
 Env. / Ins. : 24°C/56% Engineer : Leo-Li
 EUT : Notebook
 Power Rating : DC 19V From Adapter Input AC 120V/60Hz
 Test Mode : IEEE802.11ac VHT20 CH40 5200MHz Tx
 M/N : RZ09-0116

No.	Freq. (MHz)	Ant. Factor (dB/m)	Cable Loss (dB)	AMP factor (dB)	Reading (dBuV)	Emission Level (dBuV/m)	Limits (dBuV/m)	Margin (dB)	Remark
1	5200.000	33.52	8.97	35.70	75.97	82.76	74.00	-8.76	Peak

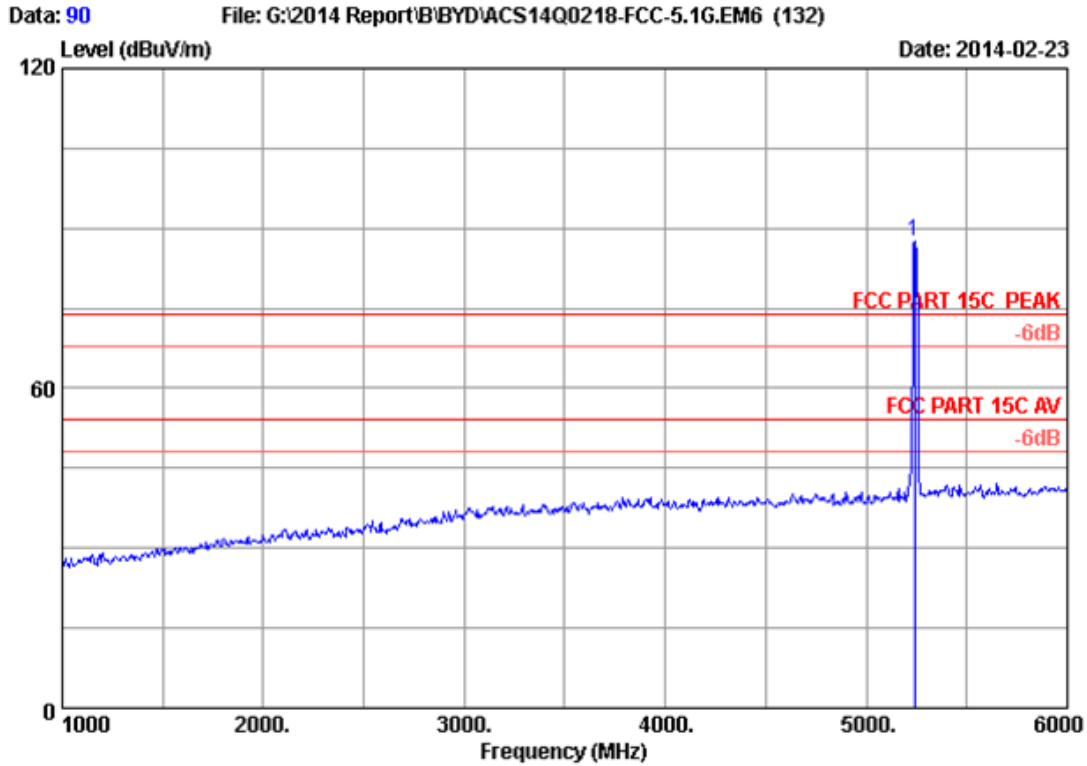
Remarks: 1. Emission Level= Antenna Factor + Cable Loss + Reading - Amp Factor
 2. The emission levels that are 20dB below the official limit are not reported.



Site no. : 3m Chamber Data no. : 89
 Dis. / Ant. : 3m 2013 3115 (4580) Ant. pol. : HORIZONTAL
 Limit : FCC PART 15C PEAK
 Env. / Ins. : 24°C/56% Engineer : Leo-Li
 EUT : Notebook
 Power Rating : DC 19V From Adapter Input AC 120V/60Hz
 Test Mode : IEEE802.11ac VHT20 CH48 5240MHz Tx
 M/N : RZ09-0116

No.	Freq. (MHz)	Ant. Factor (dB/m)	Cable Loss (dB)	AMP factor (dB)	Reading (dBuV)	Emission Level (dBuV/m)	Limits (dBuV/m)	Margin (dB)	Remark
1	5240.000	33.58	9.02	35.70	80.83	87.73	74.00	-13.73	Peak

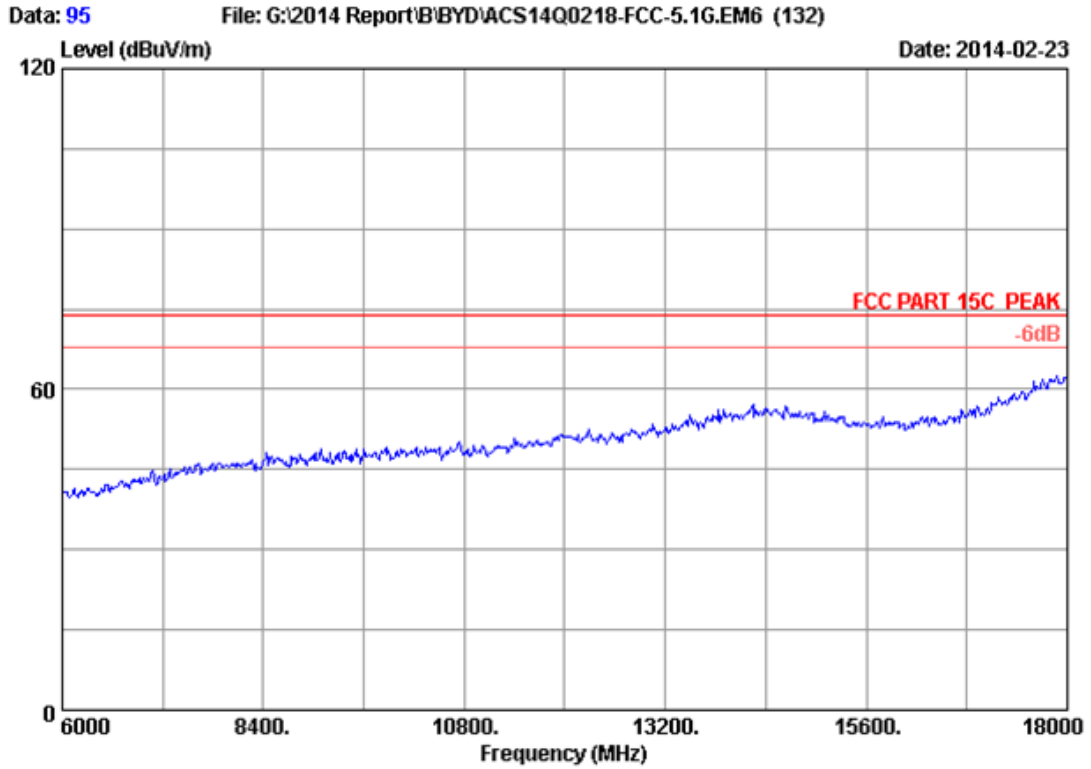
Remarks: 1. Emission Level= Antenna Factor + Cable Loss + Reading - Amp Factor
 2. The emission levels that are 20dB below the official limit are not reported.



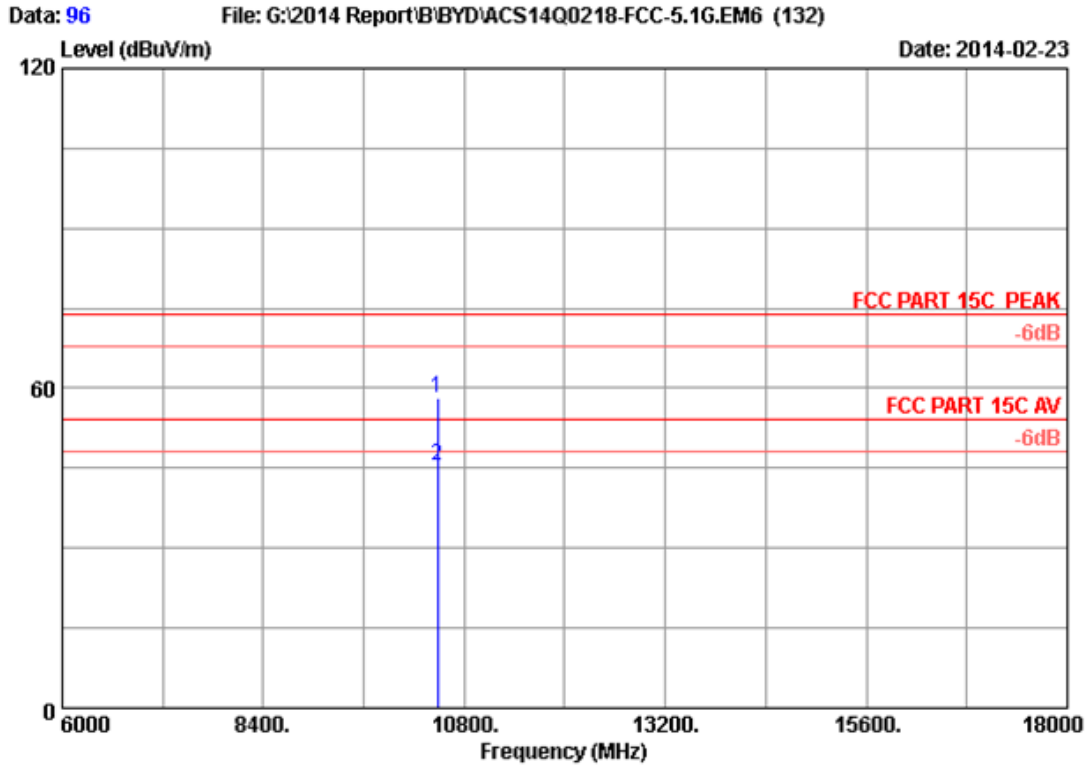
Site no. : 3m Chamber Data no. : 90
 Dis. / Ant. : 3m 2013 3115 (4580) Ant. pol. : VERTICAL
 Limit : FCC PART 15C PEAK
 Env. / Ins. : 24°C/56% Engineer : Leo-Li
 EUT : Notebook
 Power Rating : DC 19V From Adapter Input AC 120V/60Hz
 Test Mode : IEEE802.11ac VHT20 CH48 5240MHz Tx
 M/N : RZ09-0116

No.	Freq. (MHz)	Ant. Factor (dB/m)	Cable Loss (dB)	AMP factor (dB)	Reading (dBuV)	Emission Level (dBuV/m)	Limits (dBuV/m)	Margin (dB)	Remark
1	5240.000	33.58	9.02	35.70	80.73	87.63	74.00	-13.63	Peak

Remarks: 1. Emission Level= Antenna Factor + Cable Loss + Reading - Amp Factor
 2. The emission levels that are 20dB below the official limit are not reported.



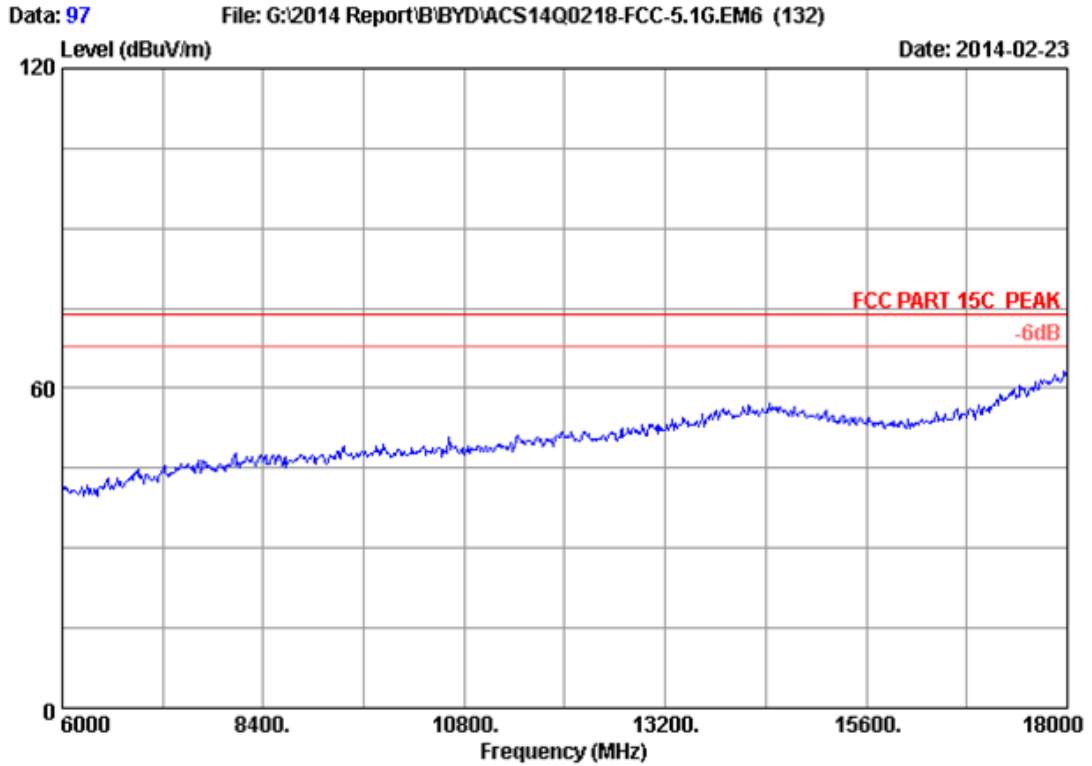
Site no. : 3m Chamber Data no. : 95
Dis. / Ant. : 3m 2013 3115 (4580) Ant. pol. : HORIZONTAL
Limit : FCC PART 15C PEAK
Env. / Ins. : 24°C/56% Engineer : Leo-Li
EUT : Notebook
Power Rating : DC 19V From Adapter Input AC 120V/60Hz
Test Mode : IEEE802.11ac VHT20 CH48 5240MHz Tx
M/N : R209-0116



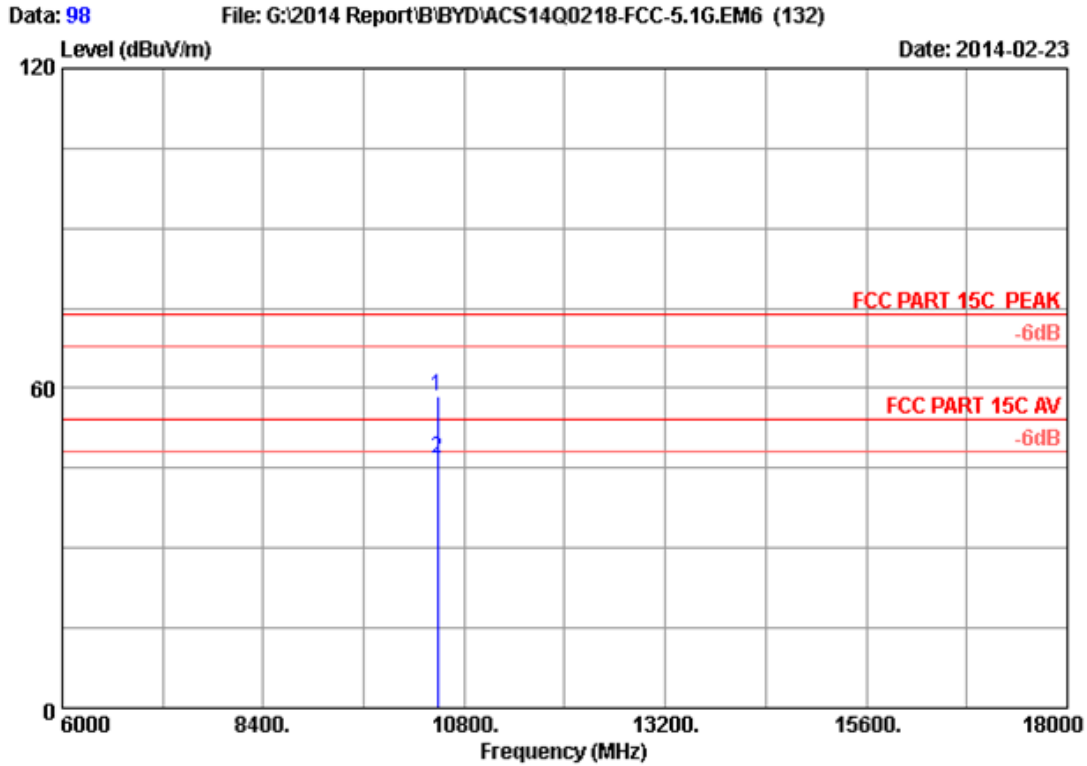
Site no. : 3m Chamber Data no. : 96
 Dis. / Ant. : 3m 2013 3115 (4580) Ant. pol. : HORIZONTAL
 Limit : FCC PART 15C PEAK
 Env. / Ins. : 24°C/56% Engineer : Leo-Li
 EUT : Notebook
 Power Rating : DC 19V From Adapter Input AC 120V/60Hz
 Test Mode : IEEE802.11ac VHT20 CH48 5240MHz Tx
 M/N : RZ09-0116

No.	Freq. (MHz)	Ant. Factor (dB/m)	Cable Loss (dB)	AMP factor (dB)	Reading (dBUV)	Emission Level (dBUV/m)	Limits (dBUV/m)	Margin (dB)	Remark
1	10480.000	38.19	12.70	35.43	42.81	58.27	74.00	15.73	Peak
2	10480.000	38.19	12.70	35.43	30.13	45.59	54.00	8.41	Average

Remarks: 1. Emission Level= Antenna Factor + Cable Loss + Reading - Amp Factor
 2. The emission levels that are 20dB below the official limit are not reported.



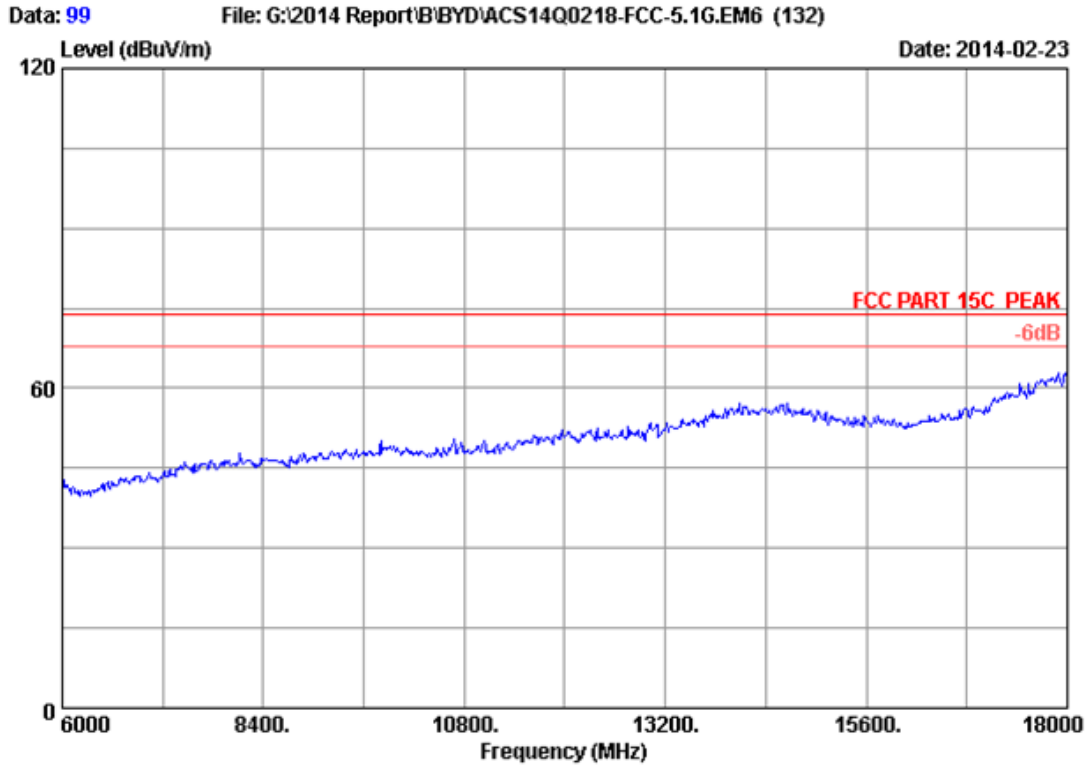
Site no. : 3m Chamber Data no. : 97
Dis. / Ant. : 3m 2013 3115 (4580) Ant. pol. : VERTICAL
Limit : FCC PART 15C PEAK
Env. / Ins. : 24°C/56% Engineer : Leo-Li
EUT : Notebook
Power Rating : DC 19V From Adapter Input AC 120V/60Hz
Test Mode : IEEE802.11ac VHT20 CH48 5240MHz Tx
M/N : RZ09-0116



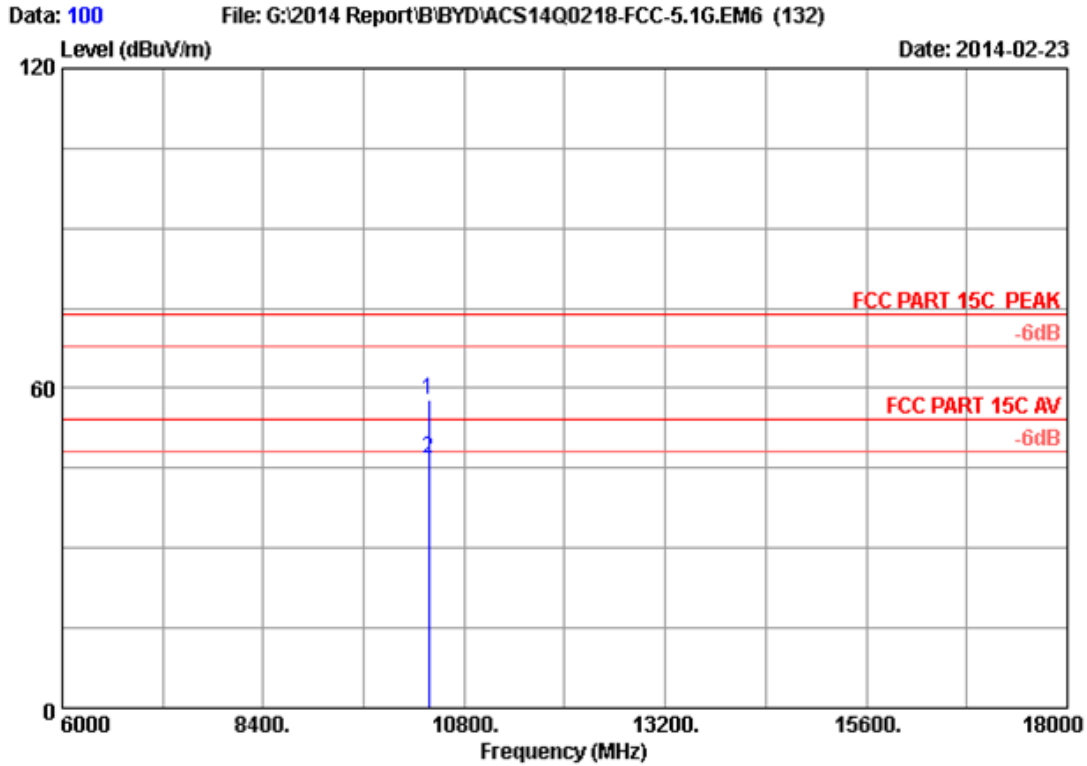
Site no. : 3m Chamber Data no. : 98
 Dis. / Ant. : 3m 2013 3115 (4580) Ant. pol. : VERTICAL
 Limit : FCC PART 15C PEAK
 Env. / Ins. : 24°C/56% Engineer : Leo-Li
 EUT : Notebook
 Power Rating : DC 19V From Adapter Input AC 120V/60Hz
 Test Mode : IEEE802.11ac VHT20 CH48 5240MHz Tx
 M/N : RZ09-0116

No.	Freq. (MHz)	Ant. Factor (dB/m)	Cable Loss (dB)	AMP factor (dB)	Reading (dBUV)	Emission Level (dBUV/m)	Limits (dBUV/m)	Margin (dB)	Remark
1	10480.000	38.19	12.70	35.43	42.95	58.41	74.00	15.59	Peak
2	10480.000	38.19	12.70	35.43	31.26	46.72	54.00	7.28	Average

Remarks: 1. Emission Level= Antenna Factor + Cable Loss + Reading - Amp Factor
 2. The emission levels that are 20dB below the official limit are not reported.



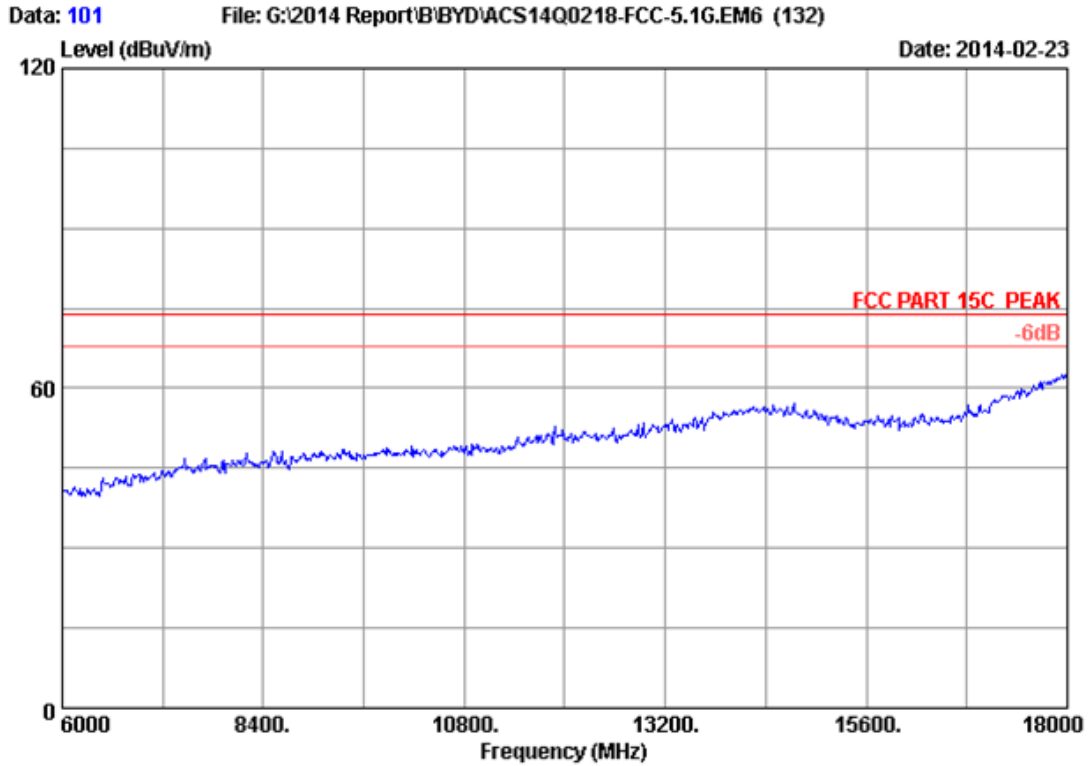
Site no. : 3m Chamber Data no. : 99
Dis. / Ant. : 3m 2013 3115 (4580) Ant. pol. : VERTICAL
Limit : FCC PART 15C PEAK
Env. / Ins. : 24°C/56% Engineer : Leo-Li
EUT : Notebook
Power Rating : DC 19V From Adapter Input AC 120V/60Hz
Test Mode : IEEE802.11ac VHT40 CH38 5190MHz Tx
M/N : RZ09-0116



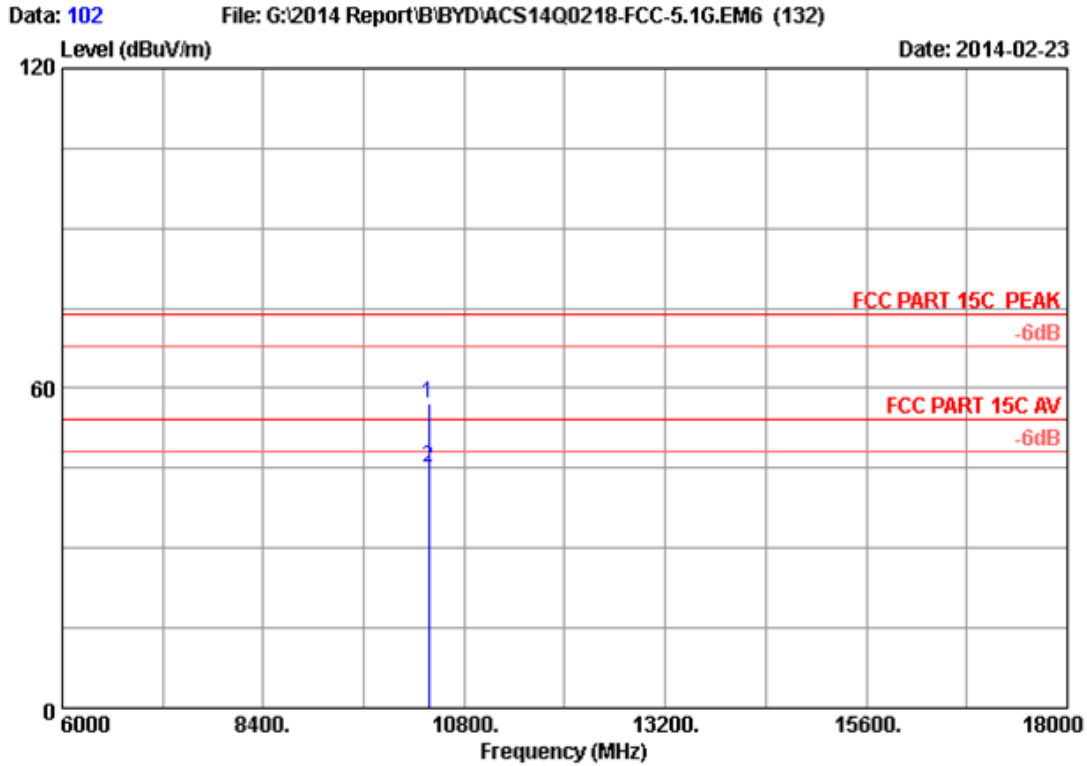
Site no. : 3m Chamber Data no. : 100
 Dis. / Ant. : 3m 2013 3115 (4580) Ant. pol. : VERTICAL
 Limit : FCC PART 15C PEAK
 Env. / Ins. : 24°C/56% Engineer : Leo-Li
 EUT : Notebook
 Power Rating : DC 19V From Adapter Input AC 120V/60Hz
 Test Mode : IEEE802.11ac VHT40 CH38 5190MHz Tx
 M/N : RZ09-0116

No.	Freq. (MHz)	Ant. Factor (dB/m)	Cable Loss (dB)	AMP factor (dB)	Reading (dBuV)	Emission Level (dBuV/m)	Limits (dBuV/m)	Margin (dB)	Remark
1	10380.000	38.15	12.65	35.44	42.31	57.67	74.00	16.33	Peak
2	10380.000	38.15	12.65	35.44	31.34	46.70	54.00	7.30	Average

Remarks: 1. Emission Level= Antenna Factor + Cable Loss + Reading - Amp Factor
 2. The emission levels that are 20dB below the official limit are not reported.



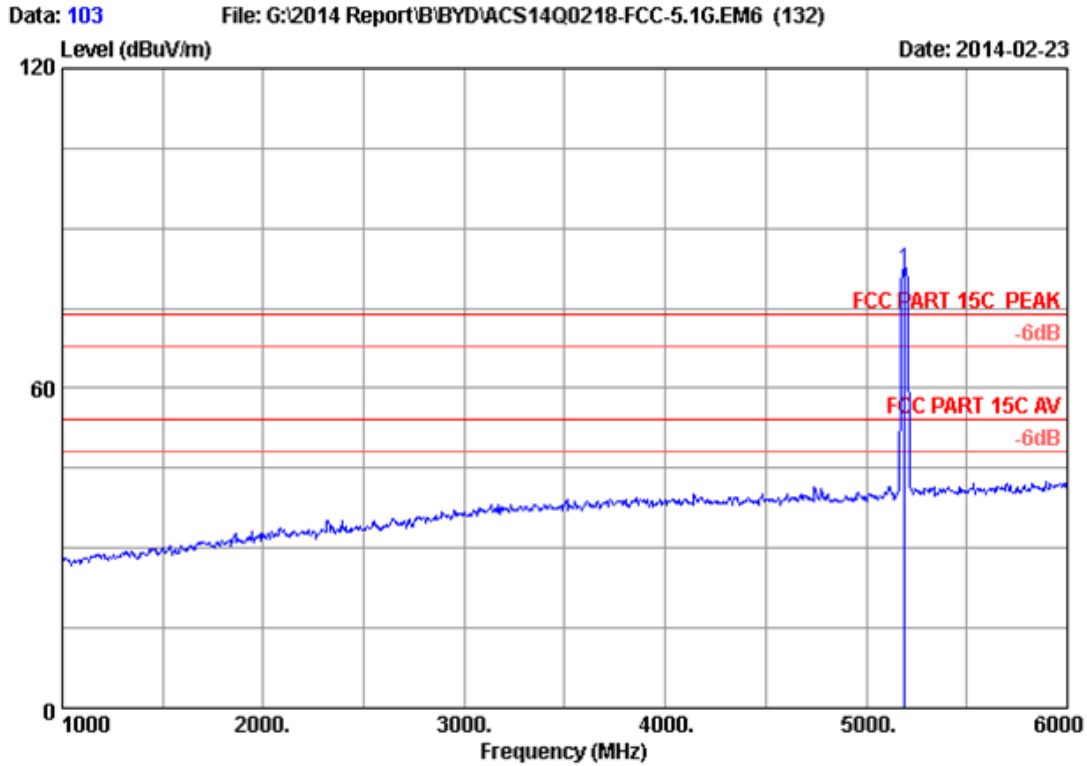
Site no. : 3m Chamber Data no. : 101
Dis. / Ant. : 3m 2013 3115 (4580) Ant. pol. : HORIZONTAL
Limit : FCC PART 15C PEAK
Env. / Ins. : 24°C/56% Engineer : Leo-Li
EUT : Notebook
Power Rating : DC 19V From Adapter Input AC 120V/60Hz
Test Mode : IEEE802.11ac VHT40 CH38 5190MHz Tx
M/N : RZ09-0116



Site no. : 3m Chamber Data no. : 102
 Dis. / Ant. : 3m 2013 3115 (4580) Ant. pol. : HORIZONTAL
 Limit : FCC PART 15C PEAK
 Env. / Ins. : 24°C/56% Engineer : Leo-Li
 EUT : Notebook
 Power Rating : DC 19V From Adapter Input AC 120V/60Hz
 Test Mode : IEEE802.11ac VHT40 CH38 5190MHz Tx
 M/N : RZ09-0116

No.	Freq. (MHz)	Ant. Factor (dB/m)	Cable Loss (dB)	AMP factor (dB)	Reading (dBuV)	Emission Level (dBuV/m)	Limits (dBuV/m)	Margin (dB)	Remark
1	10380.000	38.15	12.65	35.44	41.87	57.23	74.00	16.77	Peak
2	10380.000	38.15	12.65	35.44	29.92	45.28	54.00	8.72	Average

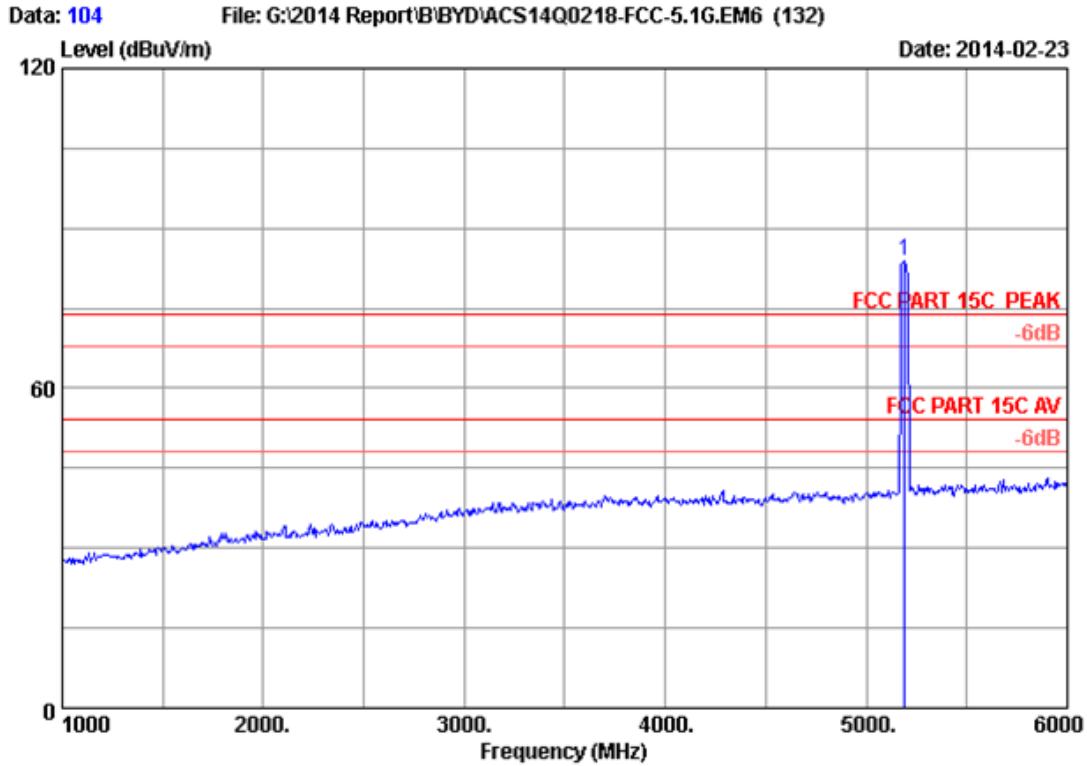
Remarks: 1. Emission Level= Antenna Factor + Cable Loss + Reading - Amp Factor
 2. The emission levels that are 20dB below the official limit are not reported.



Site no. : 3m Chamber Data no. : 103
 Dis. / Ant. : 3m 2013 3115 (4580) Ant. pol. : HORIZONTAL
 Limit : FCC PART 15C PEAK
 Env. / Ins. : 24°C/56% Engineer : Leo-Li
 EUT : Notebook
 Power Rating : DC 19V From Adapter Input AC 120V/60Hz
 Test Mode : IEEE802.11ac VHT40 CH38 5190MHz Tx
 M/N : RZ09-0116

No.	Freq. (MHz)	Ant. Factor (dB/m)	Cable Loss (dB)	AMP factor (dB)	Reading (dBuV)	Emission Level (dBuV/m)	Limits (dBuV/m)	Margin (dB)	Remark
1	5190.000	33.50	8.96	35.70	75.33	82.09	74.00	-8.09	Peak

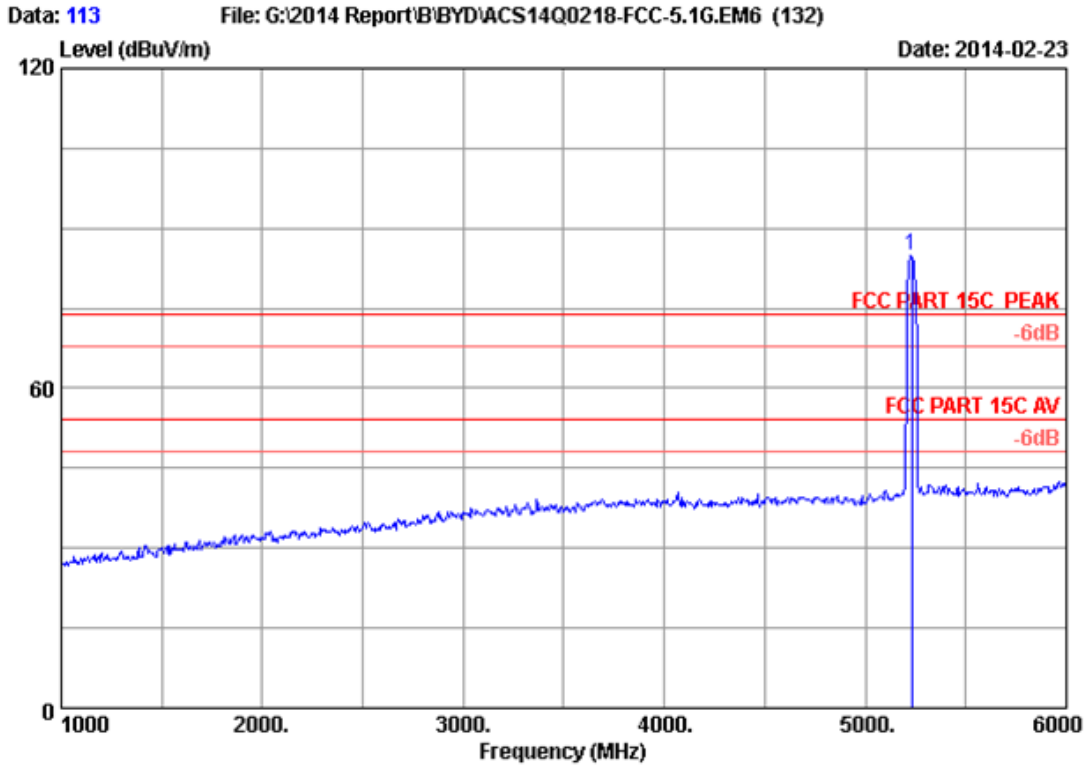
Remarks: 1. Emission Level= Antenna Factor + Cable Loss + Reading - Amp Factor
 2. The emission levels that are 20dB below the official limit are not reported.



Site no. : 3m Chamber Data no. : 104
 Dis. / Ant. : 3m 2013 3115 (4580) Ant. pol. : VERTICAL
 Limit : FCC PART 15C PEAK
 Env. / Ins. : 24°C/56% Engineer : Leo-Li
 EUT : Notebook
 Power Rating : DC 19V From Adapter Input AC 120V/60Hz
 Test Mode : IEEE802.11ac VHT40 CH38 5190MHz Tx
 M/N : RZ09-0116

No.	Freq. (MHz)	Ant. Factor (dB/m)	Cable Loss (dB)	AMP factor (dB)	Reading (dBuV)	Emission Level (dBuV/m)	Limits (dBuV/m)	Margin (dB)	Remark
1	5190.000	33.50	8.96	35.70	77.20	83.96	74.00	-9.96	Peak

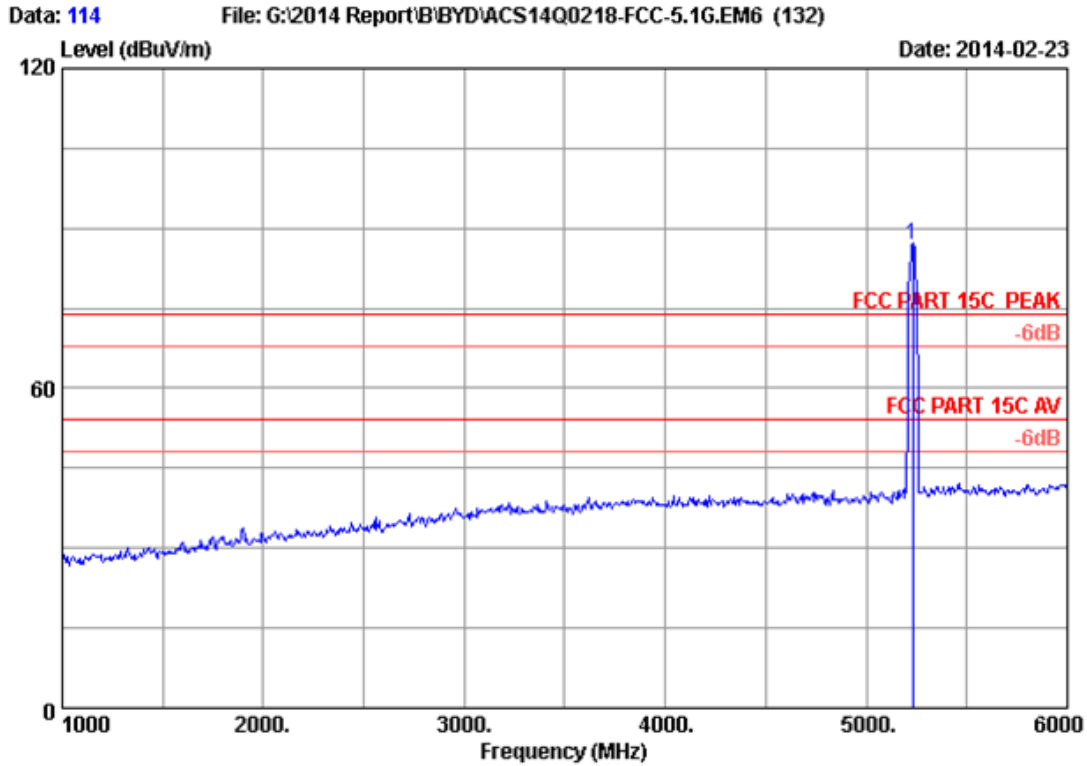
Remarks: 1. Emission Level= Antenna Factor + Cable Loss + Reading - Amp Factor
 2. The emission levels that are 20dB below the official limit are not reported.



Site no. : 3m Chamber Data no. : 113
 Dis. / Ant. : 3m 2013 3115 (4580) Ant. pol. : VERTICAL
 Limit : FCC PART 15C PEAK
 Env. / Ins. : 24°C/56% Engineer : Leo-Li
 EUT : Notebook
 Power Rating : DC 19V From Adapter Input AC 120V/60Hz
 Test Mode : IEEE802.11ac VHT40 CH46 5230MHz Tx
 M/N : RZ09-0116

No.	Freq. (MHz)	Ant. Factor (dB/m)	Cable Loss (dB)	AMP factor (dB)	Reading (dBuV)	Emission Level (dBuV/m)	Limits (dBuV/m)	Margin (dB)	Remark
1	5230.000	33.57	9.01	35.70	78.04	84.92	74.00	-10.92	Peak

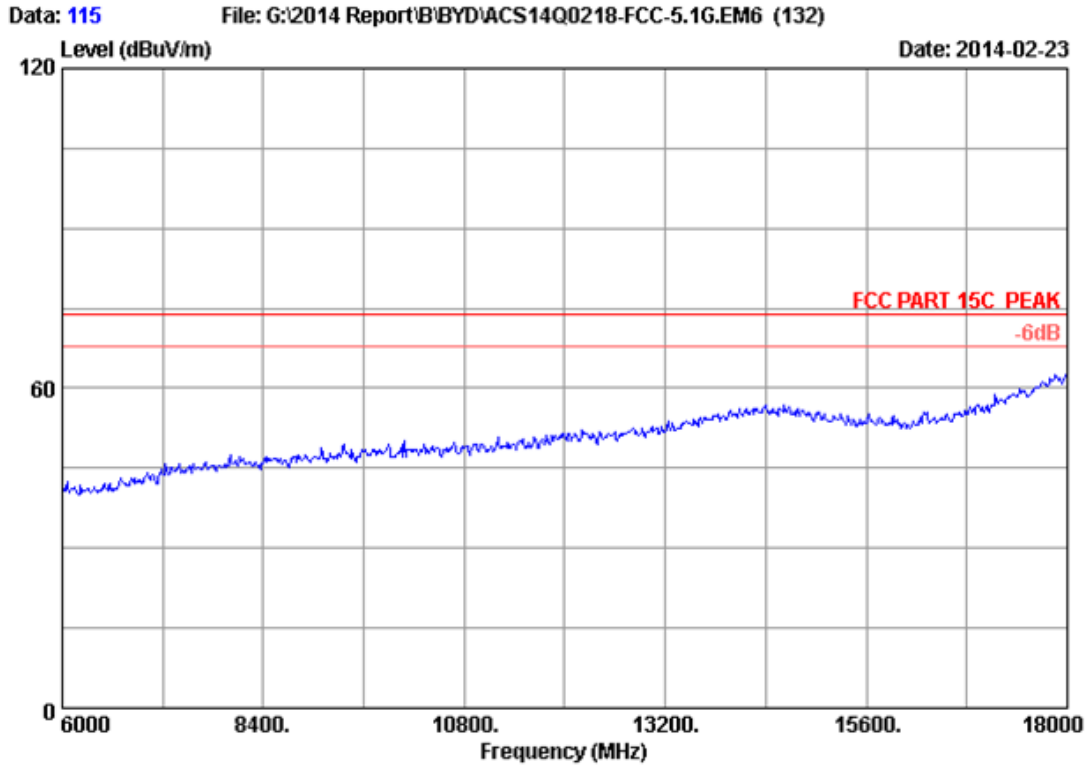
Remarks: 1. Emission Level= Antenna Factor + Cable Loss + Reading - Amp Factor
 2. The emission levels that are 20dB below the official limit are not reported.



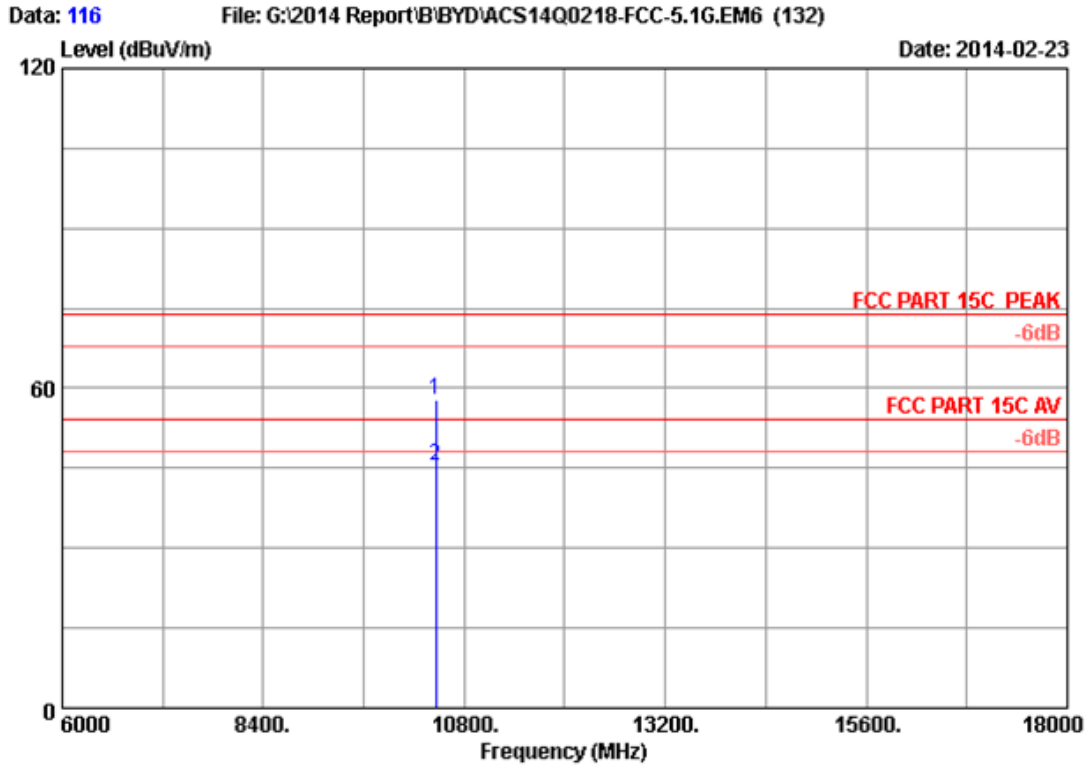
Site no. : 3m Chamber Data no. : 114
 Dis. / Ant. : 3m 2013 3115 (4580) Ant. pol. : HORIZONTAL
 Limit : FCC PART 15C PEAK
 Env. / Ins. : 24°C/56% Engineer : Leo-Li
 EUT : Notebook
 Power Rating : DC 19V From Adapter Input AC 120V/60Hz
 Test Mode : IEEE802.11ac VHT40 CH46 5230MHz Tx
 M/N : RZ09-0116

No.	Freq. (MHz)	Ant. Factor (dB/m)	Cable Loss (dB)	AMP factor (dB)	Reading (dBuV)	Emission Level (dBuV/m)	Limits (dBuV/m)	Margin (dB)	Remark
1	5230.000	33.57	9.01	35.70	79.89	86.77	74.00	-12.77	Peak

Remarks: 1. Emission Level= Antenna Factor + Cable Loss + Reading - Amp Factor
 2. The emission levels that are 20dB below the official limit are not reported.



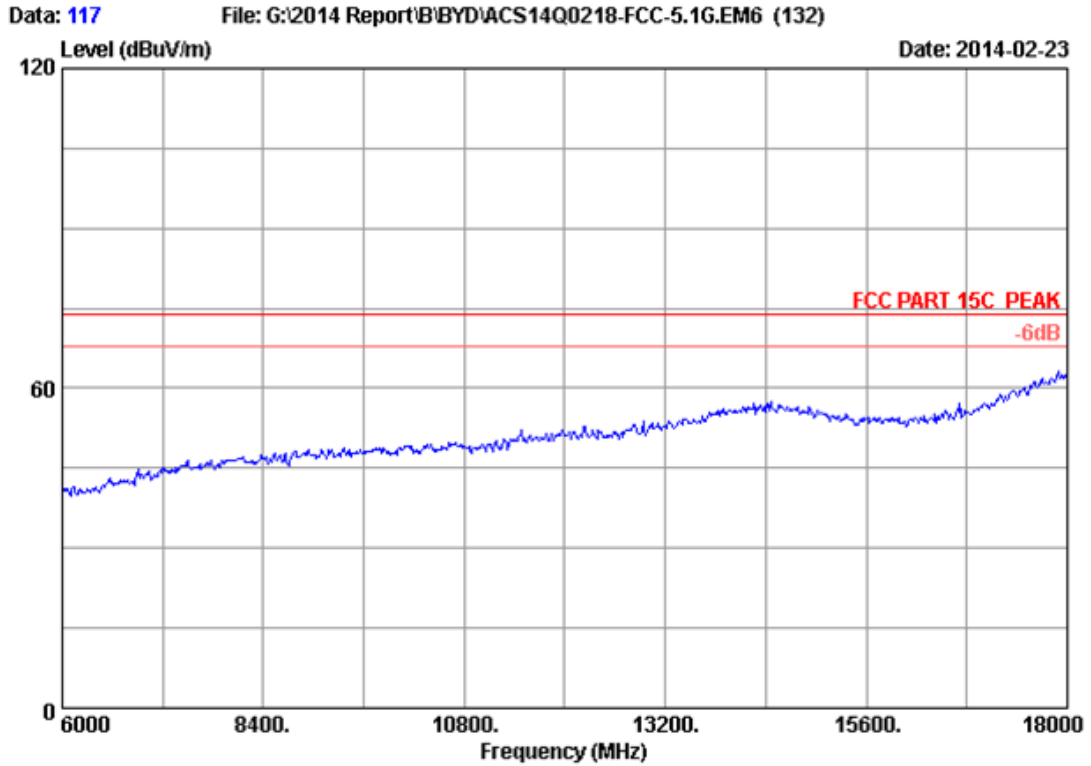
Site no. : 3m Chamber Data no. : 115
Dis. / Ant. : 3m 2013 3115 (4580) Ant. pol. : HORIZONTAL
Limit : FCC PART 15C PEAK
Env. / Ins. : 24°C/56% Engineer : Leo-Li
EUT : Notebook
Power Rating : DC 19V From Adapter Input AC 120V/60Hz
Test Mode : IEEE802.11ac VHT40 CH46 5230MHz Tx
M/N : RZ09-0116



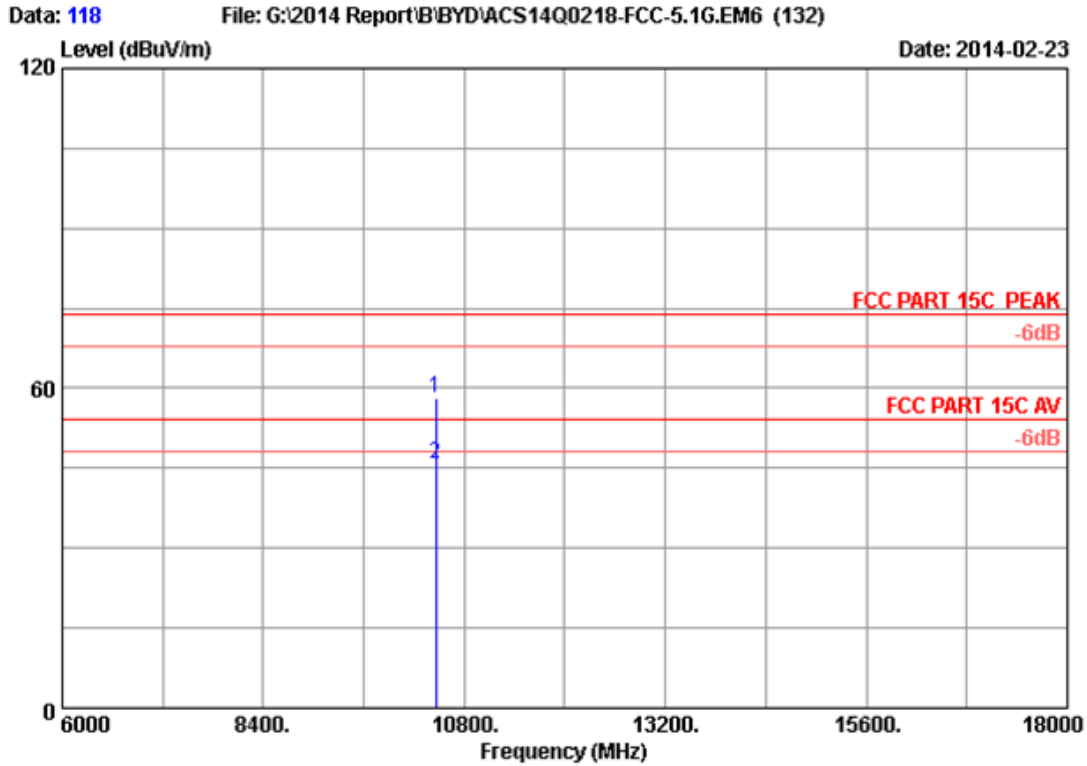
Site no. : 3m Chamber Data no. : 116
 Dis. / Ant. : 3m 2013 3115 (4580) Ant. pol. : HORIZONTAL
 Limit : FCC PART 15C PEAK
 Env. / Ins. : 24°C/56% Engineer : Leo-Li
 EUT : Notebook
 Power Rating : DC 19V From Adapter Input AC 120V/60Hz
 Test Mode : IEEE802.11ac VHT40 CH46 5230MHz Tx
 M/N : RZ09-0116

No.	Freq. (MHz)	Ant. Factor (dB/m)	Cable Loss (dB)	AMP factor (dB)	Reading (dBuV)	Emission Level (dBuV/m)	Limits (dBuV/m)	Margin (dB)	Remark
1	10460.000	38.18	12.69	35.43	42.24	57.68	74.00	16.32	Peak
2	10460.000	38.18	12.69	35.43	30.02	45.46	54.00	8.54	Average

Remarks: 1. Emission Level= Antenna Factor + Cable Loss + Reading - Amp Factor
 2. The emission levels that are 20dB below the official limit are not reported.



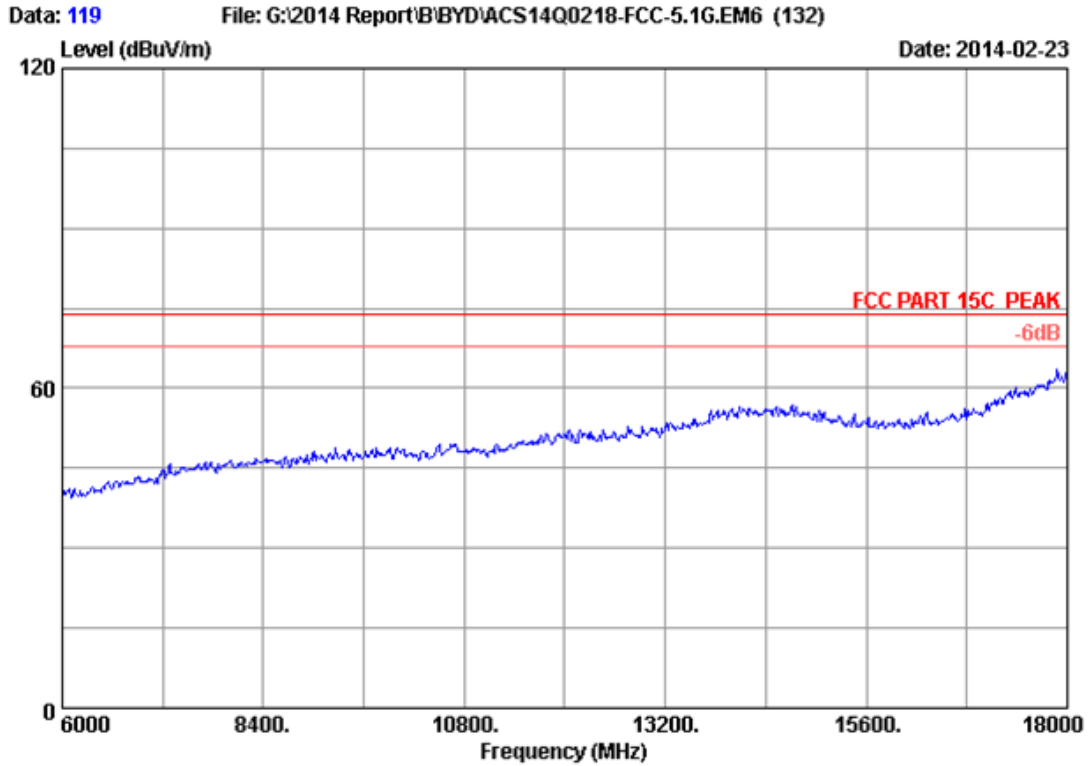
Site no. : 3m Chamber Data no. : 117
Dis. / Ant. : 3m 2013 3115 (4580) Ant. pol. : VERTICAL
Limit : FCC PART 15C PEAK
Env. / Ins. : 24°C/56% Engineer : Leo-Li
EUT : Notebook
Power Rating : DC 19V From Adapter Input AC 120V/60Hz
Test Mode : IEEE802.11ac VHT40 CH46 5230MHz Tx
M/N : RZ09-0116



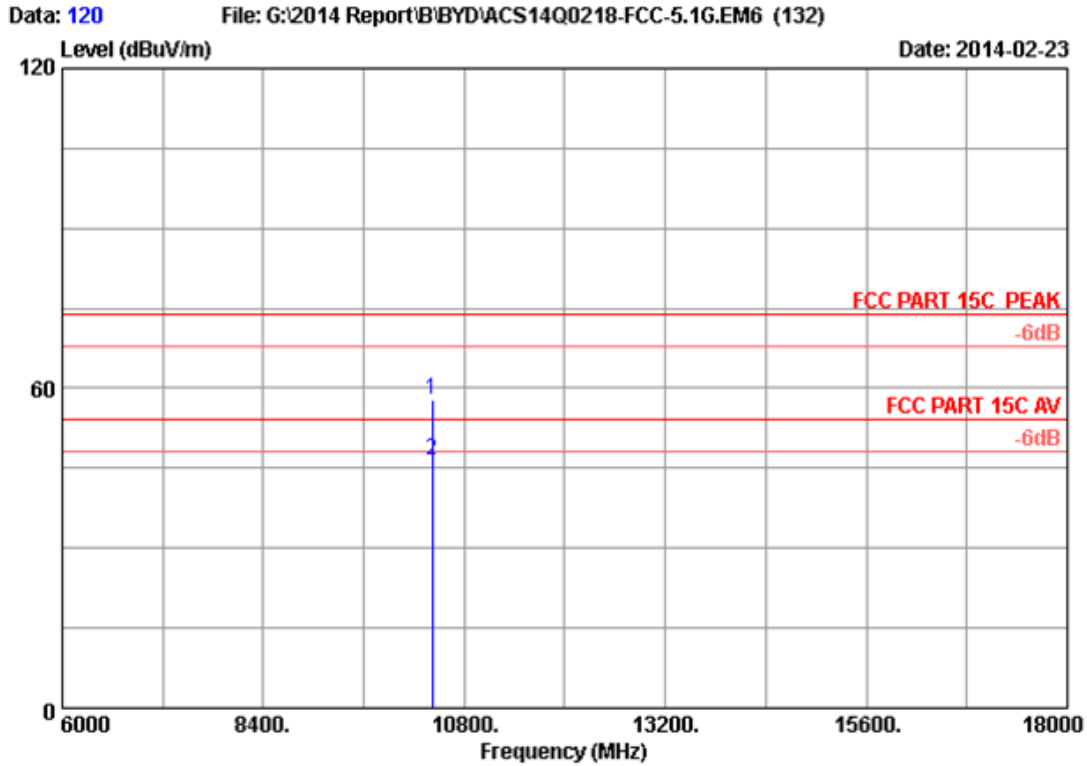
Site no. : 3m Chamber Data no. : 118
 Dis. / Ant. : 3m 2013 3115 (4580) Ant. pol. : VERTICAL
 Limit : FCC PART 15C PEAK
 Env. / Ins. : 24°C/56% Engineer : Leo-Li
 EUT : Notebook
 Power Rating : DC 19V From Adapter Input AC 120V/60Hz
 Test Mode : IEEE802.11ac VHT40 CH46 5230MHz Tx
 M/N : RZ09-0116

No.	Freq. (MHz)	Ant. Factor (dB/m)	Cable Loss (dB)	AMP factor (dB)	Reading (dBuV)	Emission Level (dBuV/m)	Limits (dBuV/m)	Margin (dB)	Remark
1	10460.000	38.18	12.69	35.43	42.78	58.22	74.00	15.78	Peak
2	10460.000	38.18	12.69	35.43	30.46	45.90	54.00	8.10	Average

Remarks: 1. Emission Level= Antenna Factor + Cable Loss + Reading - Amp Factor
 2. The emission levels that are 20dB below the official limit are not reported.



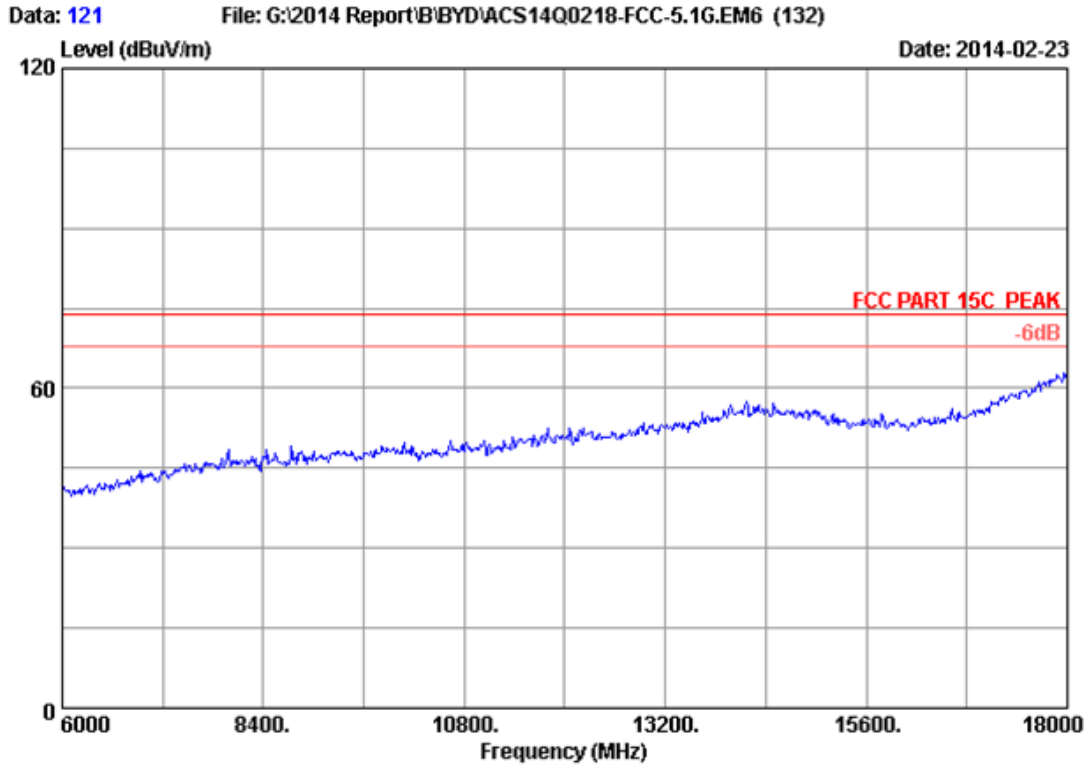
Site no. : 3m Chamber Data no. : 119
Dis. / Ant. : 3m 2013 3115 (4580) Ant. pol. : VERTICAL
Limit : FCC PART 15C PEAK
Env. / Ins. : 24°C/56% Engineer : Leo-Li
EUT : Notebook
Power Rating : DC 19V From Adapter Input AC 120V/60Hz
Test Mode : IEEE802.11ac VHT80 CH42 5210MHz Tx
M/N : RZ09-0116



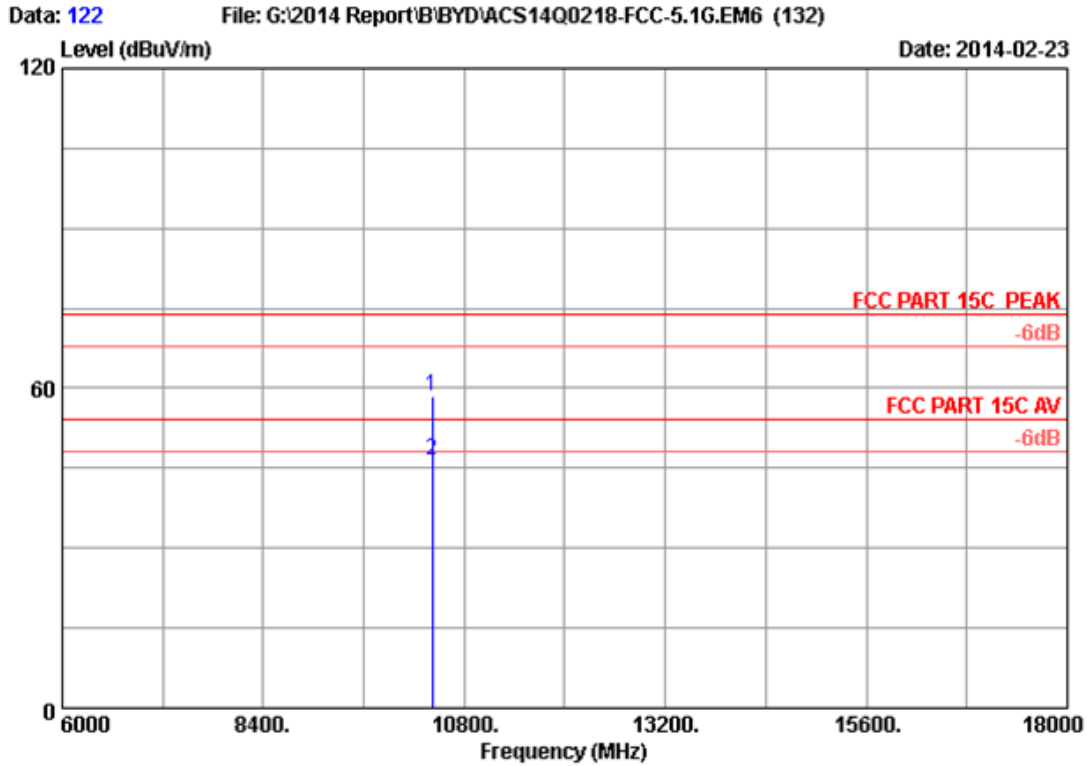
Site no. : 3m Chamber Data no. : 120
 Dis. / Ant. : 3m 2013 3115 (4580) Ant. pol. : VERTICAL
 Limit : FCC PART 15C PEAK
 Env. / Ins. : 24°C/56% Engineer : Leo-Li
 EUT : Notebook
 Power Rating : DC 19V From Adapter Input AC 120V/60Hz
 Test Mode : IEEE802.11ac VHT80 CH42 5210MHz Tx
 M/N : RZ09-0116

No.	Freq. (MHz)	Ant. Factor (dB/m)	Cable Loss (dB)	AMP factor (dB)	Reading (dBuV)	Emission Level (dBuV/m)	Limits (dBuV/m)	Margin (dB)	Remark
1	10420.000	38.17	12.67	35.44	42.40	57.80	74.00	16.20	Peak
2	10420.000	38.17	12.67	35.44	31.05	46.45	54.00	7.55	Average

Remarks: 1. Emission Level= Antenna Factor + Cable Loss + Reading - Amp Factor
 2. The emission levels that are 20dB below the official limit are not reported.



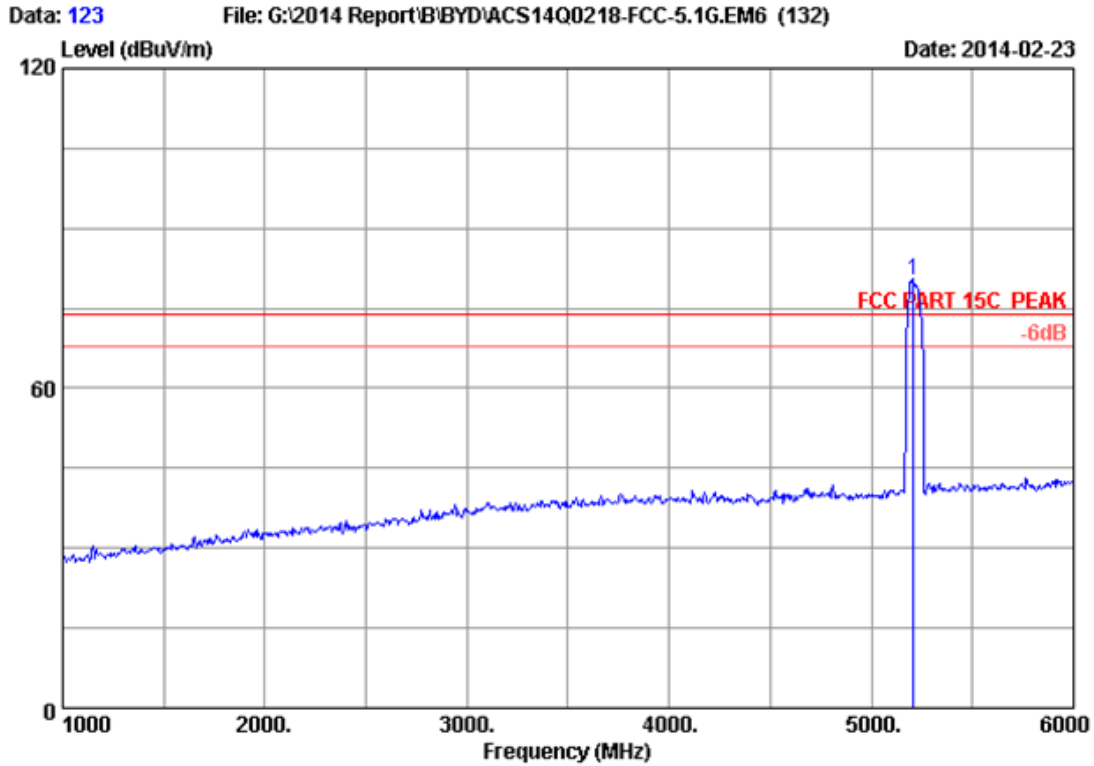
Site no. : 3m Chamber Data no. : 121
Dis. / Ant. : 3m 2013 3115 (4580) Ant. pol. : HORIZONTAL
Limit : FCC PART 15C PEAK
Env. / Ins. : 24°C/56% Engineer : Leo-Li
EUT : Notebook
Power Rating : DC 19V From Adapter Input AC 120V/60Hz
Test Mode : IEEE802.11ac VHT80 CH42 5210MHz Tx
M/N : RZ09-0116



Site no. : 3m Chamber Data no. : 122
 Dis. / Ant. : 3m 2013 3115 (4580) Ant. pol. : HORIZONTAL
 Limit : FCC PART 15C PEAK
 Env. / Ins. : 24°C/56% Engineer : Leo-Li
 EUT : Notebook
 Power Rating : DC 19V From Adapter Input AC 120V/60Hz
 Test Mode : IEEE802.11ac VHT80 CH42 5210MHz Tx
 M/N : RZ09-0116

No.	Freq. (MHz)	Ant. Factor (dB/m)	Cable Loss (dB)	AMP factor (dB)	Reading (dBuV)	Emission Level (dBuV/m)	Limits (dBuV/m)	Margin (dB)	Remark
1	10420.000	38.17	12.67	35.44	42.98	58.38	74.00	15.62	Peak
2	10420.000	38.17	12.67	35.44	30.94	46.34	54.00	7.66	Average

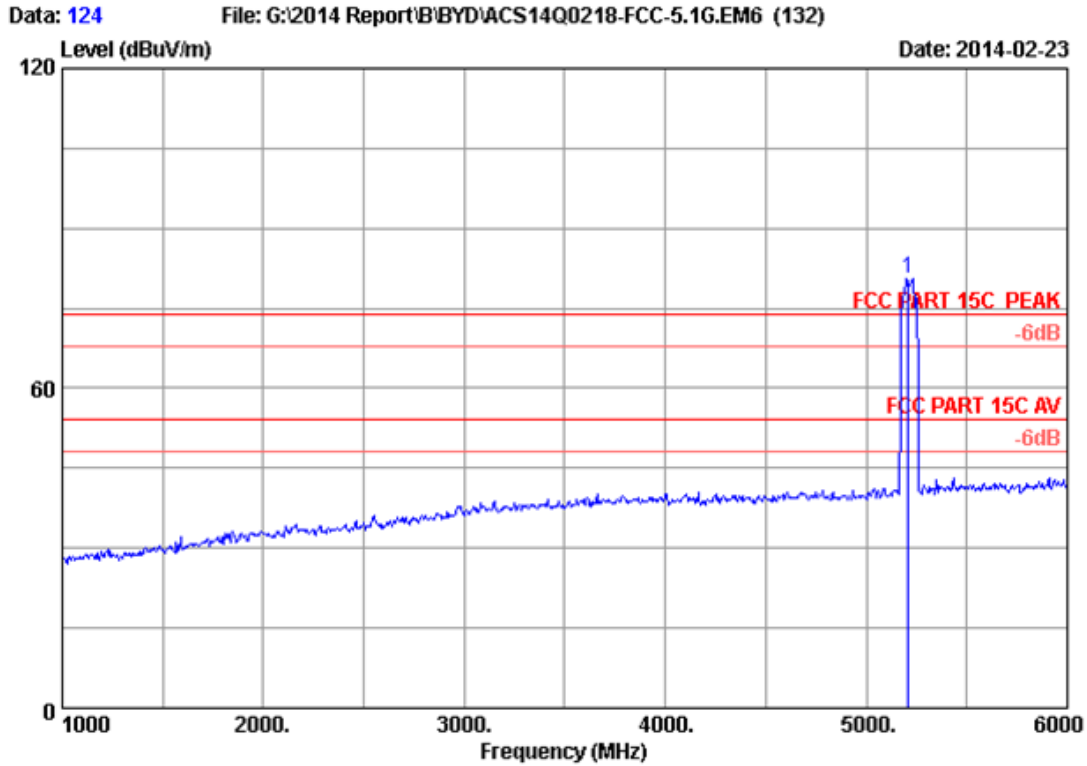
Remarks: 1. Emission Level= Antenna Factor + Cable Loss + Reading - Amp Factor
 2. The emission levels that are 20dB below the official limit are not reported.



Site no. : 3m Chamber Data no. : 123
 Dis. / Ant. : 3m 2013 3115 (4580) Ant. pol. : HORIZONTAL
 Limit : FCC PART 15C PEAK
 Env. / Ins. : 24°C/56% Engineer : Leo-Li
 EUT : Notebook
 Power Rating : DC 19V From Adapter Input AC 120V/60Hz
 Test Mode : IEEE802.11ac VHT80 CH42 5210MHz Tx
 M/N : R209-0116

No.	Freq. (MHz)	Ant. Factor (dB/m)	Cable Loss (dB)	AMP factor (dB)	Reading (dBuV)	Emission Level (dBuV/m)	Limits (dBuV/m)	Margin (dB)	Remark
1	5210.000	33.54	8.98	35.70	73.41	80.23	74.00	-6.23	Peak

Remarks: 1. Emission Level= Antenna Factor + Cable Loss + Reading -Amp Factor
 2. The emission levels that are 20dB below the official limit are not reported.



Site no. : 3m Chamber Data no. : 124
 Dis. / Ant. : 3m 2013 3115 (4580) Ant. pol. : VERTICAL
 Limit : FCC PART 15C PEAK
 Env. / Ins. : 24°C/56% Engineer : Leo-Li
 EUT : Notebook
 Power Rating : DC 19V From Adapter Input AC 120V/60Hz
 Test Mode : IEEE802.11ac VHT80 CH42 5210MHz Tx
 M/N : RZ09-0116

No.	Freq. (MHz)	Ant. Factor (dB/m)	Cable Loss (dB)	AMP factor (dB)	Reading (dBuV)	Emission Level (dBuV/m)	Limits (dBuV/m)	Margin (dB)	Remark
1	5210.000	33.54	8.98	35.70	73.80	80.62	74.00	-6.62	Peak

Remarks: 1. Emission Level= Antenna Factor + Cable Loss + Reading - Amp Factor
 2. The emission levels that are 20dB below the official limit are not reported.

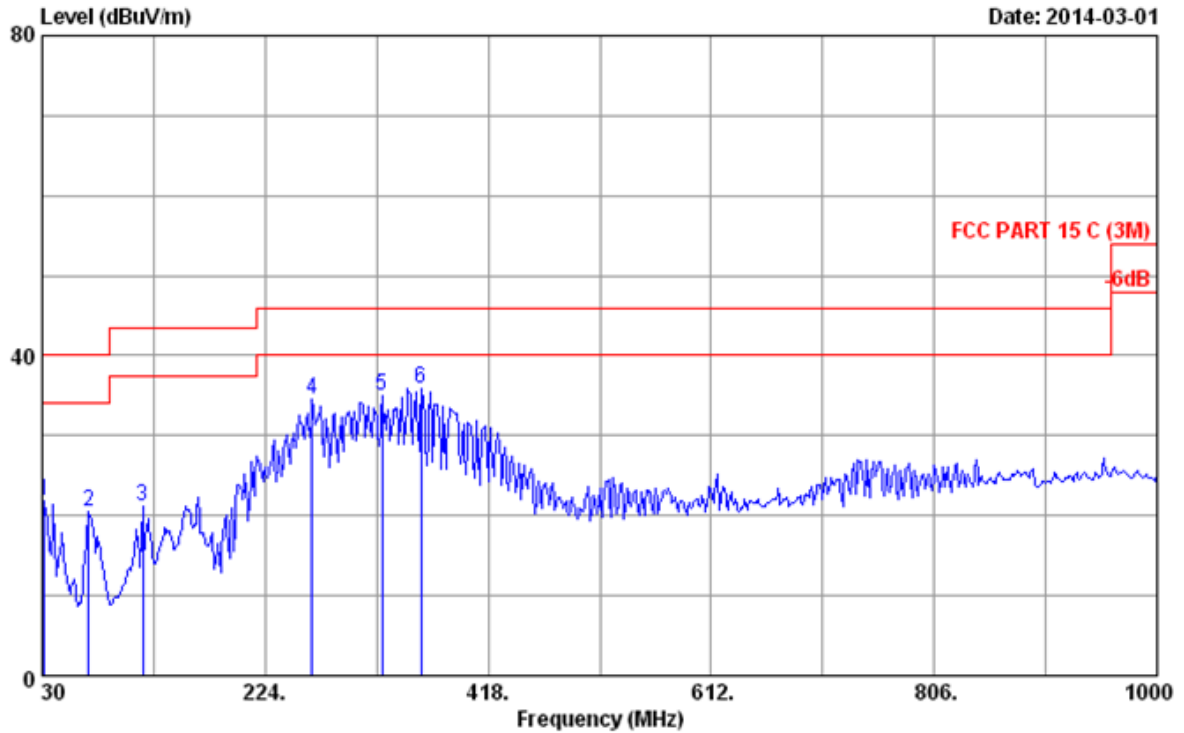
5250-5350MHz

Frequency: 30MHz~1GHz

Data: 20

File: E:\2014 Report Data\B\BYD\ACS1400218.EM6 (56)

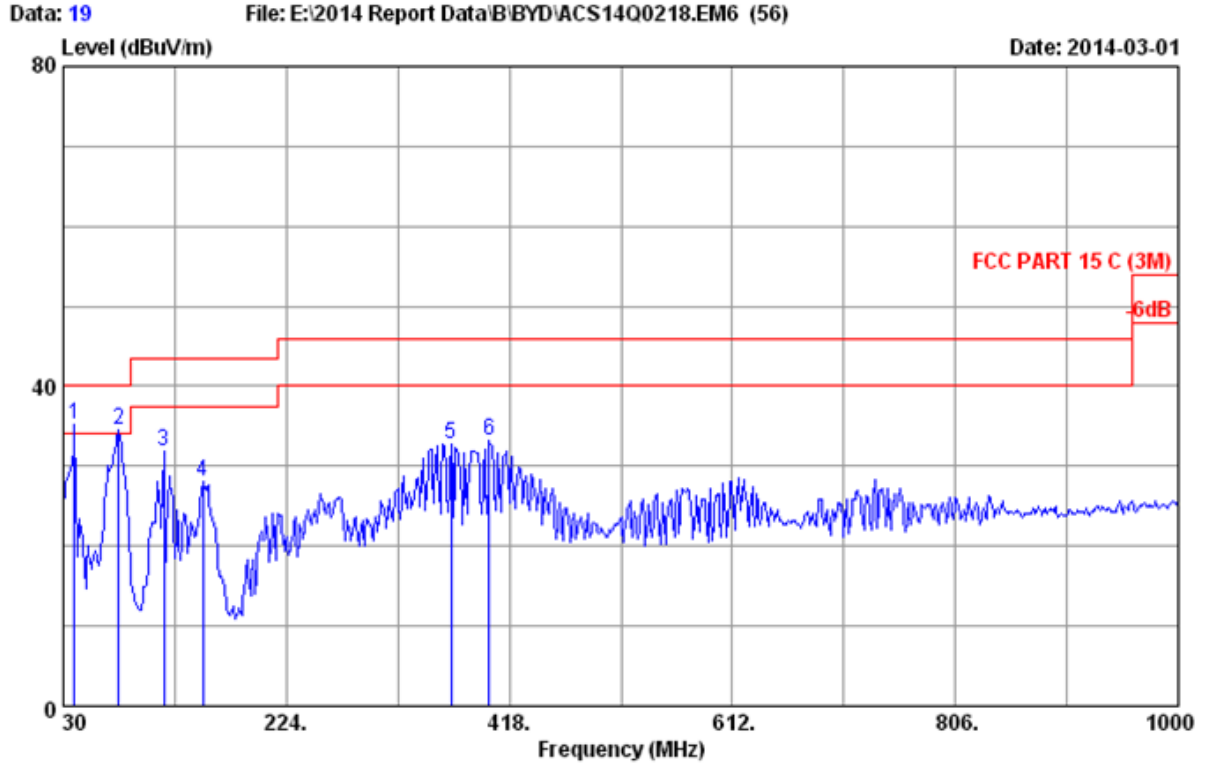
Date: 2014-03-01



Site no. : 3m Chamber Data no. : 20
 Dis. / Ant. : 3m 2013 CBL6112D 35375 Ant. pol. : HORIZONTAL
 Limit : FCC PART 15 C (3M)
 Env. / Ins. : 24°C/34% Engineer : Donjon
 EUT : Notebook M/N:RZ09-0116
 Power rating : DC 19V Adapter Input AC 120V/60Hz
 Test Mode : TX Mode (WIFI5.2G)

No.	Freq. (MHz)	Ant. Factor (dB/m)	Cable Loss (dB)	Reading (dBUV)	Emission Level (dBUV/m)	Limits (dBUV/m)	Margin (dB)	Remark
1	31.940	18.84	0.86	2.07	21.77	40.00	18.23	QP
2	70.740	6.84	1.28	12.39	20.51	40.00	19.49	QP
3	117.300	12.70	1.48	6.93	21.11	43.50	22.39	QP
4	264.740	13.83	2.04	18.71	34.58	46.00	11.42	QP
5	325.850	14.53	2.24	18.26	35.03	46.00	10.97	QP
6	359.800	15.70	2.34	17.93	35.97	46.00	10.03	QP

Remarks: 1. Emission Level= Antenna Factor + Cable Loss + Reading.
 2. The emission levels that are 20dB below the official limit are not reported.

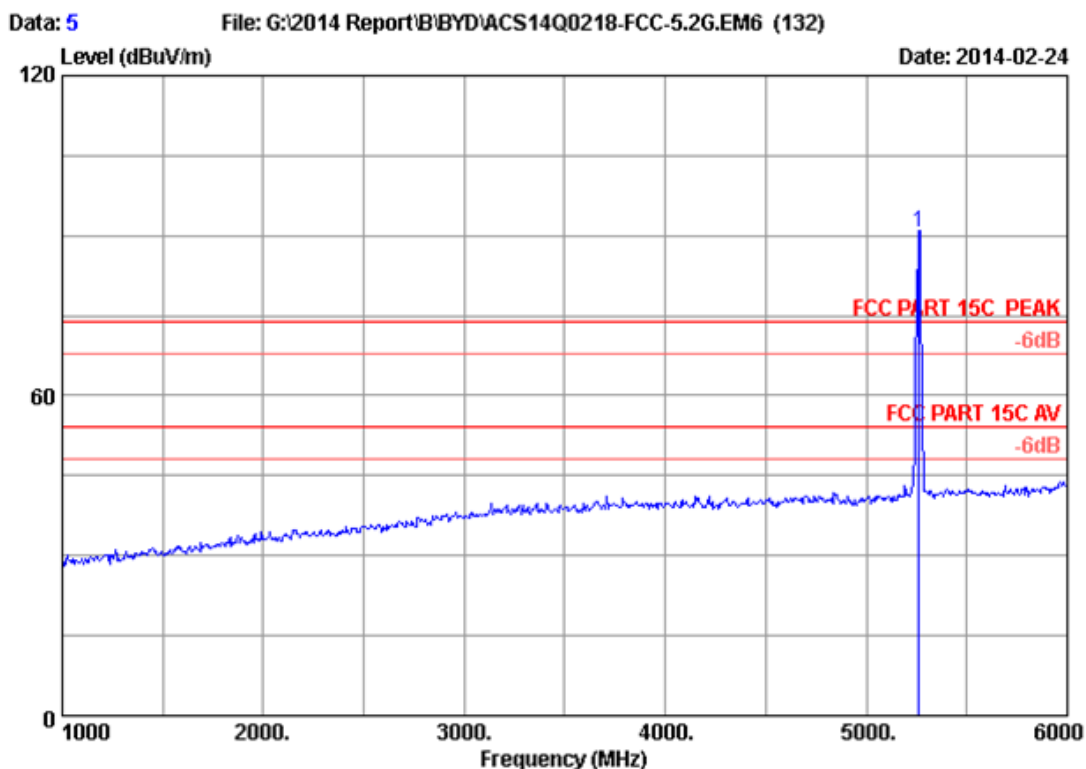


Site no. : 3m Chamber Data no. : 19
 Dis. / Ant. : 3m 2013 CBL6112D 35375 Ant. pol. : VERTICAL
 Limit : FCC PART 15 C (3M)
 Env. / Ins. : 24°C/34% Engineer : Donjon
 EUT : Notebook M/N:RZ09-0116
 Power rating : DC 19V Adapter Input AC 120V/60Hz
 Test Mode : TX Mode (WIFI 5.2G)

No.	Freq. (MHz)	Ant. Factor (dB/m)	Cable Loss (dB)	Reading (dBuV)	Emission Level (dBuV/m)	Limits (dBuV/m)	Margin (dB)	Remark
1	39.700	14.26	1.00	19.86	35.12	40.00	4.88	QP
2	78.500	7.45	1.32	25.73	34.50	40.00	5.50	QP
3	117.300	12.70	1.48	17.76	31.94	43.50	11.56	QP
4	151.250	11.18	1.60	15.24	28.02	43.50	15.48	QP
5	367.560	15.70	2.37	14.67	32.74	46.00	13.26	QP
6	400.540	16.63	2.46	14.07	33.16	46.00	12.84	QP

Remarks: 1. Emission Level= Antenna Factor + Cable Loss + Reading.
 2. The emission levels that are 20dB below the official limit are not reported.

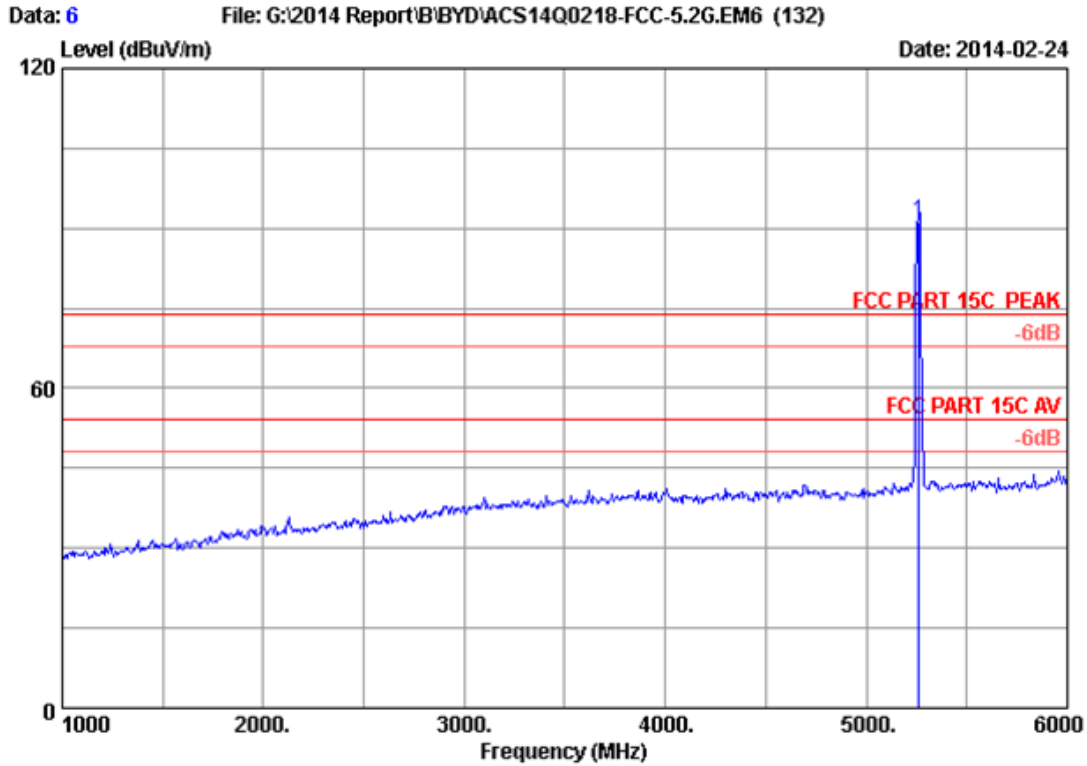
5250-5350MHz
Frequency: 1GHz~18GHz



Site no. : 3m Chamber Data no. : 5
 Dis. / Ant. : 3m 2013 3115 (4580) Ant. pol. : HORIZONTAL
 Limit : FCC PART 15C PEAK
 Env. / Ins. : 24°C/56% Engineer : Leo-Li
 EUT : Notebook
 Power Rating : DC 19V From Adapter Input AC 120V/60Hz
 Test Mode : IEEE802.11a CH52 5260MHz Tx
 M/N : RZ09-0116

No.	Freq. (MHz)	Ant. Factor (dB/m)	Cable Loss (dB)	AMP factor (dB)	Reading (dBuV)	Emission Level (dBuV/m)	Limits (dBuV/m)	Margin (dB)	Remark
1	5260.000	33.62	9.04	35.70	83.68	90.64	74.00	-16.64	Peak

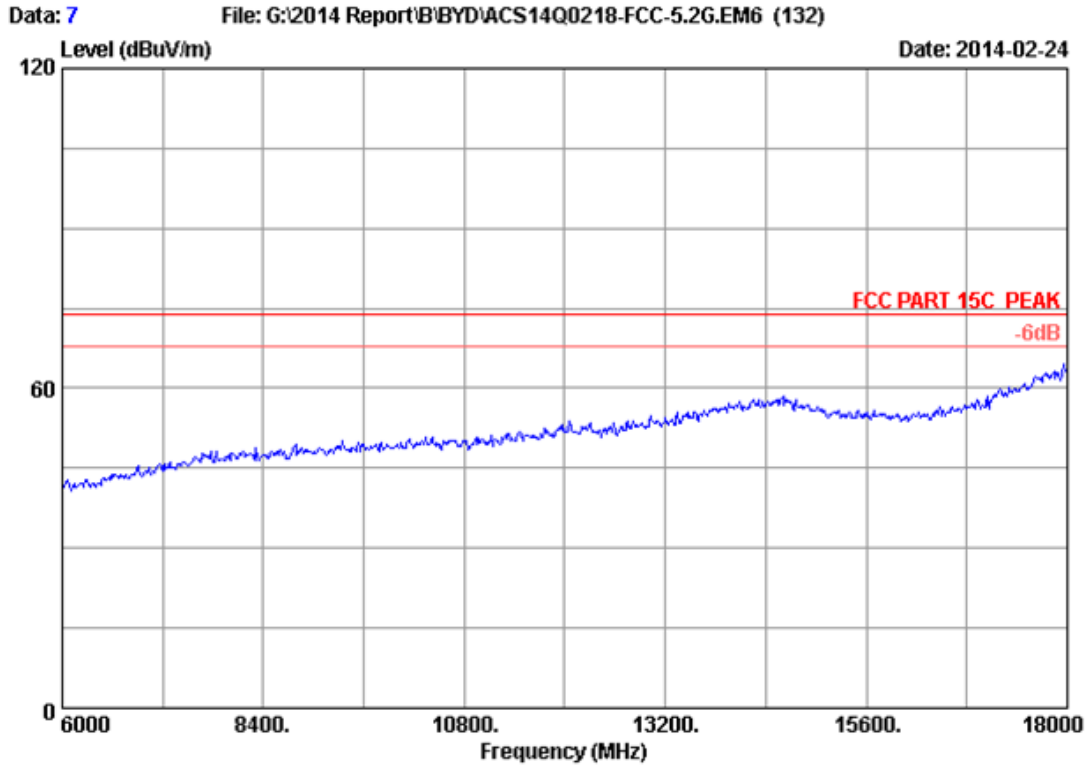
Remarks: 1. Emission Level= Antenna Factor + Cable Loss + Reading -Amp Factor
 2. The emission levels that are 20dB below the official limit are not reported.



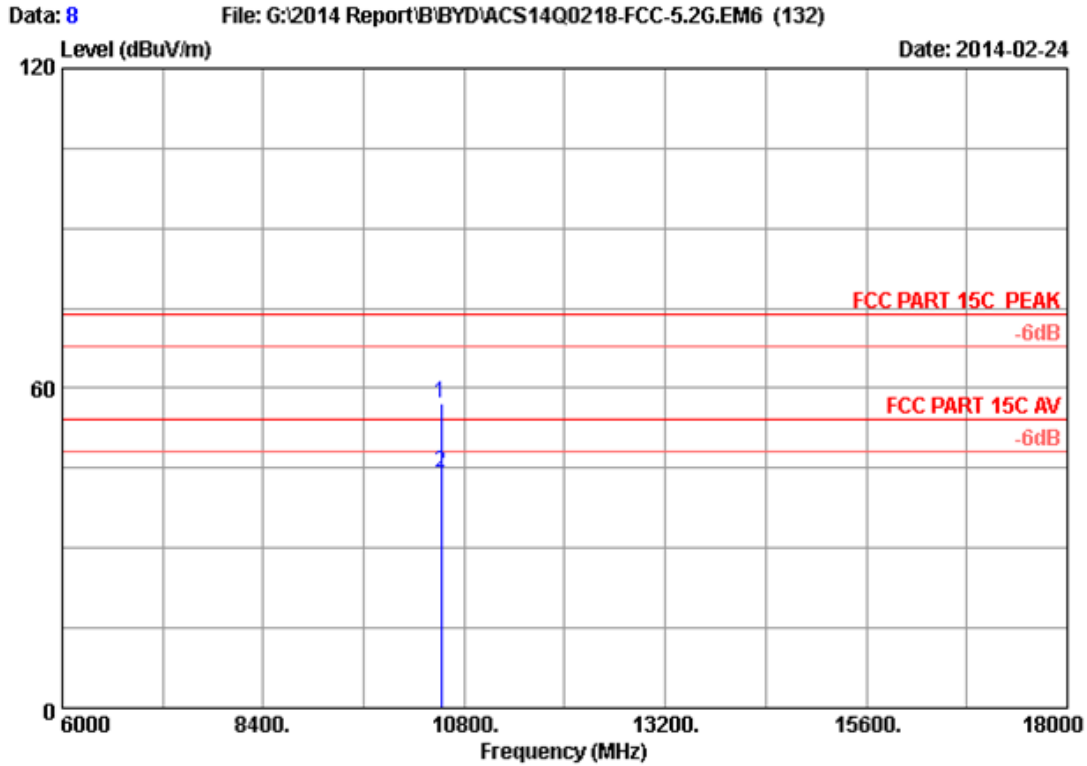
Site no. : 3m Chamber Data no. : 6
 Dis. / Ant. : 3m 2013 3115 (4580) Ant. pol. : VERTICAL
 Limit : FCC PART 15C PEAK
 Env. / Ins. : 24°C/56% Engineer : Leo-Li
 EUT : Notebook
 Power Rating : DC 19V From Adapter Input AC 120V/60Hz
 Test Mode : IEEE802.11a CH52 5260MHz Tx
 M/N : RZ09-0116

No.	Freq. (MHz)	Ant. Factor (dB/m)	Cable Loss (dB)	AMP factor (dB)	Reading (dBUV)	Emission Level (dBUV/m)	Limits (dBUV/m)	Margin (dB)	Remark
1	5260.000	33.62	9.04	35.70	84.32	91.28	74.00	-17.28	Peak

Remarks: 1. Emission Level= Antenna Factor + Cable Loss + Reading - Amp Factor
 2. The emission levels that are 20dB below the official limit are not reported.



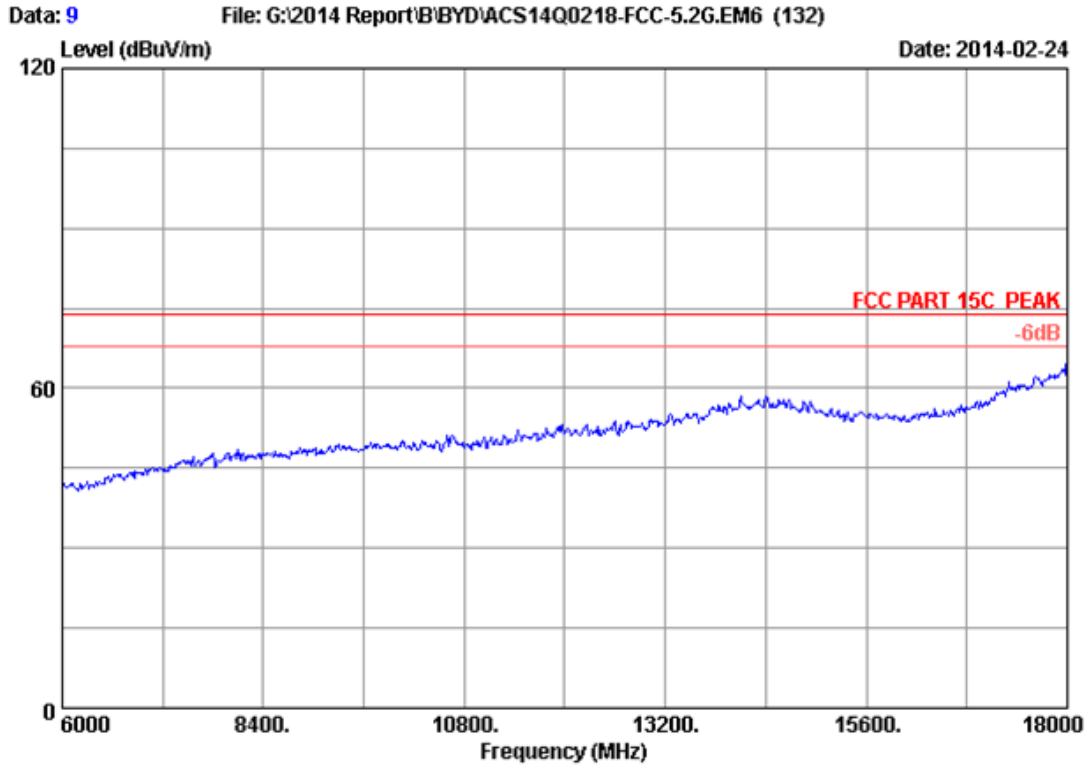
Site no. : 3m Chamber Data no. : 7
Dis. / Ant. : 3m 2013 3115 (4580) Ant. pol. : VERTICAL
Limit : FCC PART 15C PEAK
Env. / Ins. : 24°C/56% Engineer : Leo-Li
EUT : Notebook
Power Rating : DC 19V From Adapter Input AC 120V/60Hz
Test Mode : IEEE802.11a CH52 5260MHz Tx
M/N : RZ09-0116



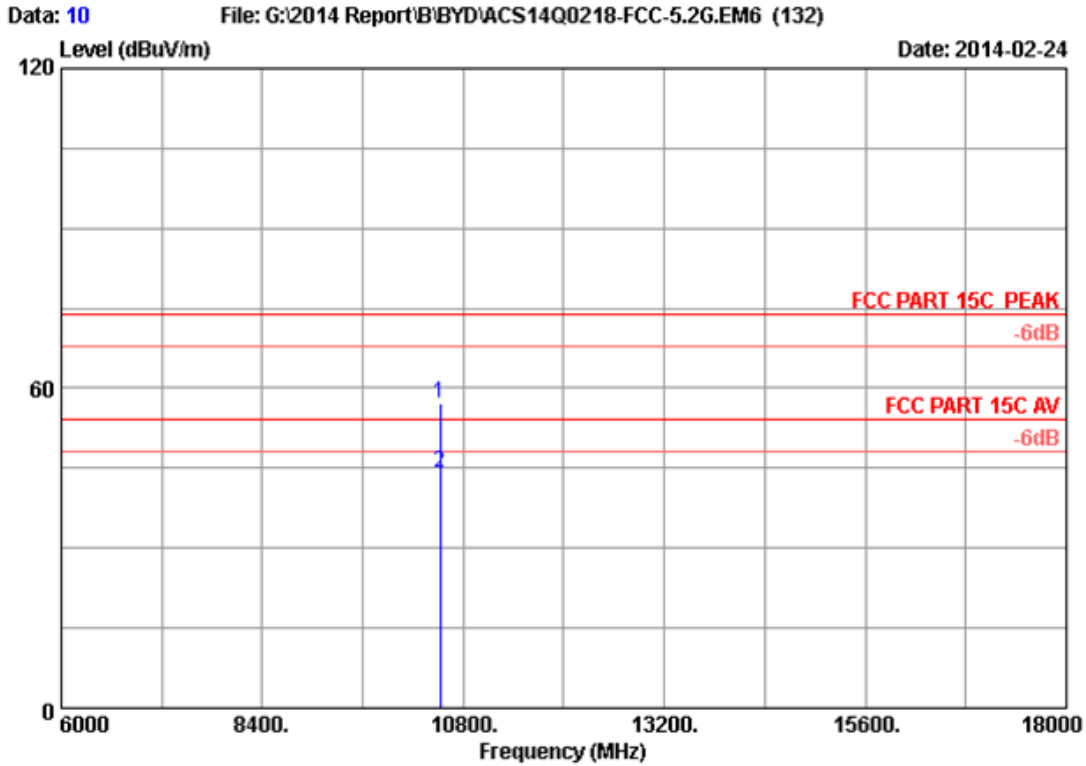
Site no. : 3m Chamber Data no. : 8
 Dis. / Ant. : 3m 2013 3115 (4580) Ant. pol. : VERTICAL
 Limit : FCC PART 15C PEAK
 Env. / Ins. : 24°C/56% Engineer : Leo-Li
 EUT : Notebook
 Power Rating : DC 19V From Adapter Input AC 120V/60Hz
 Test Mode : IEEE802.11a CH52 5260MHz Tx
 M/N : RZ09-0116

No.	Freq. (MHz)	Ant. Factor (dB/m)	Cable Loss (dB)	AMP factor (dB)	Reading (dBUV)	Emission Level (dBUV/m)	Limits (dBUV/m)	Margin (dB)	Remark
1	10520.000	38.21	12.73	35.42	41.66	57.18	74.00	16.82	Peak
2	10520.000	38.21	12.73	35.42	28.66	44.18	54.00	9.82	Average

Remarks: 1. Emission Level= Antenna Factor + Cable Loss + Reading - Amp Factor
 2. The emission levels that are 20dB below the official limit are not reported.



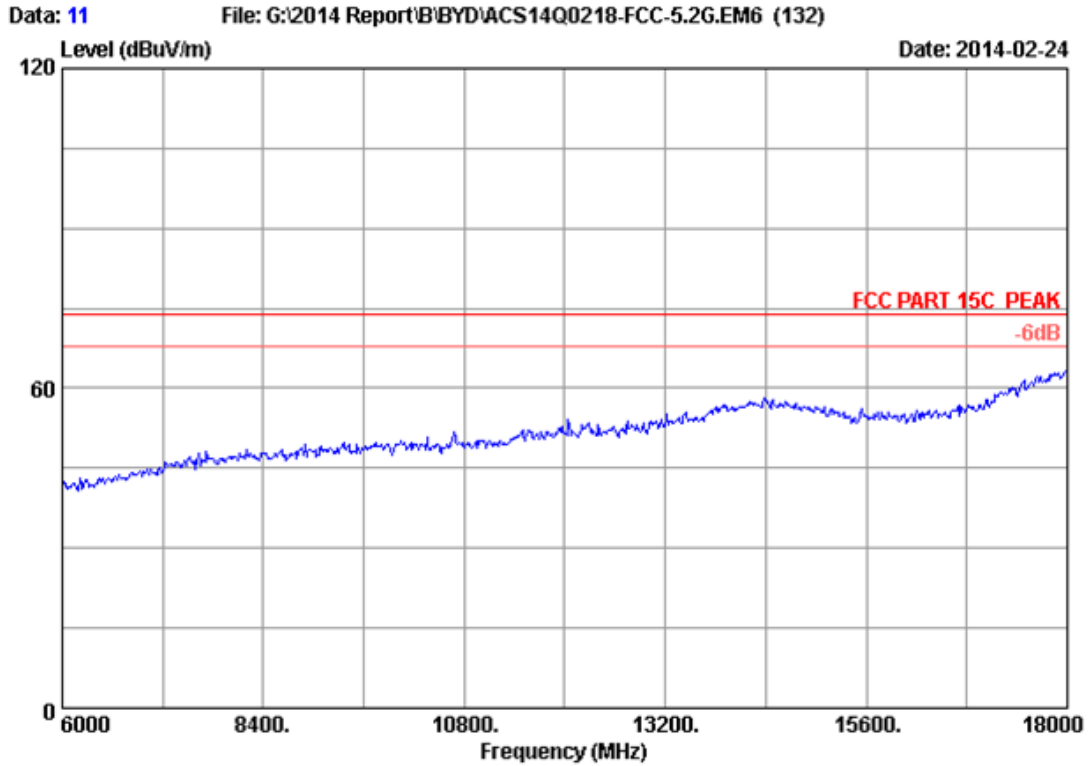
Site no. : 3m Chamber Data no. : 9
Dis. / Ant. : 3m 2013 3115 (4580) Ant. pol. : HORIZONTAL
Limit : FCC PART 15C PEAK
Env. / Ins. : 24°C/56% Engineer : Leo-Li
EUT : Notebook
Power Rating : DC 19V From Adapter Input AC 120V/60Hz
Test Mode : IEEE802.11a CH52 5260MHz Tx
M/N : RZ09-0116



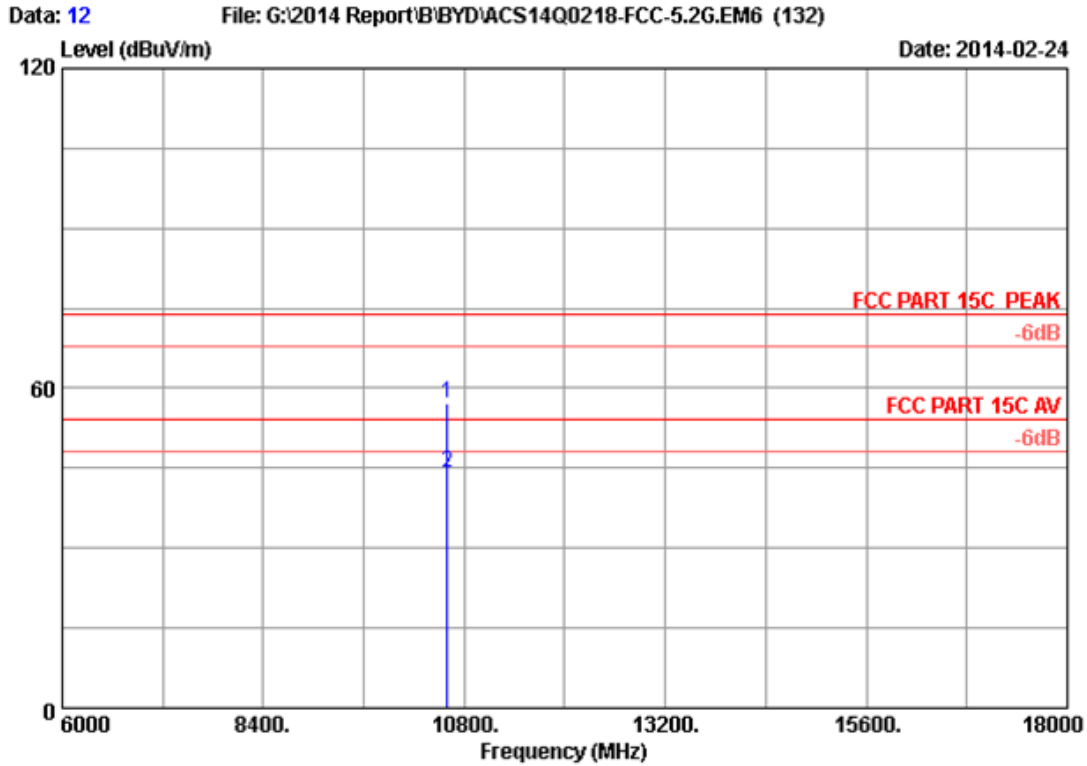
Site no. : 3m Chamber Data no. : 10
 Dis. / Ant. : 3m 2013 3115 (4580) Ant. pol. : HORIZONTAL
 Limit : FCC PART 15C PEAK
 Env. / Ins. : 24°C/56% Engineer : Leo-Li
 EUT : Notebook
 Power Rating : DC 19V From Adapter Input AC 120V/60Hz
 Test Mode : IEEE802.11a CH52 5260MHz Tx
 M/N : RZ09-0116

No.	Freq. (MHz)	Ant. Factor (dB/m)	Cable Loss (dB)	AMP factor (dB)	Reading (dBUV)	Emission Level (dBUV/m)	Limits (dBUV/m)	Margin (dB)	Remark
1	10520.000	38.21	12.73	35.42	41.52	57.04	74.00	16.96	Peak
2	10520.000	38.21	12.73	35.42	28.54	44.06	54.00	9.94	Average

Remarks: 1. Emission Level= Antenna Factor + Cable Loss + Reading - Amp Factor
 2. The emission levels that are 20dB below the official limit are not reported.



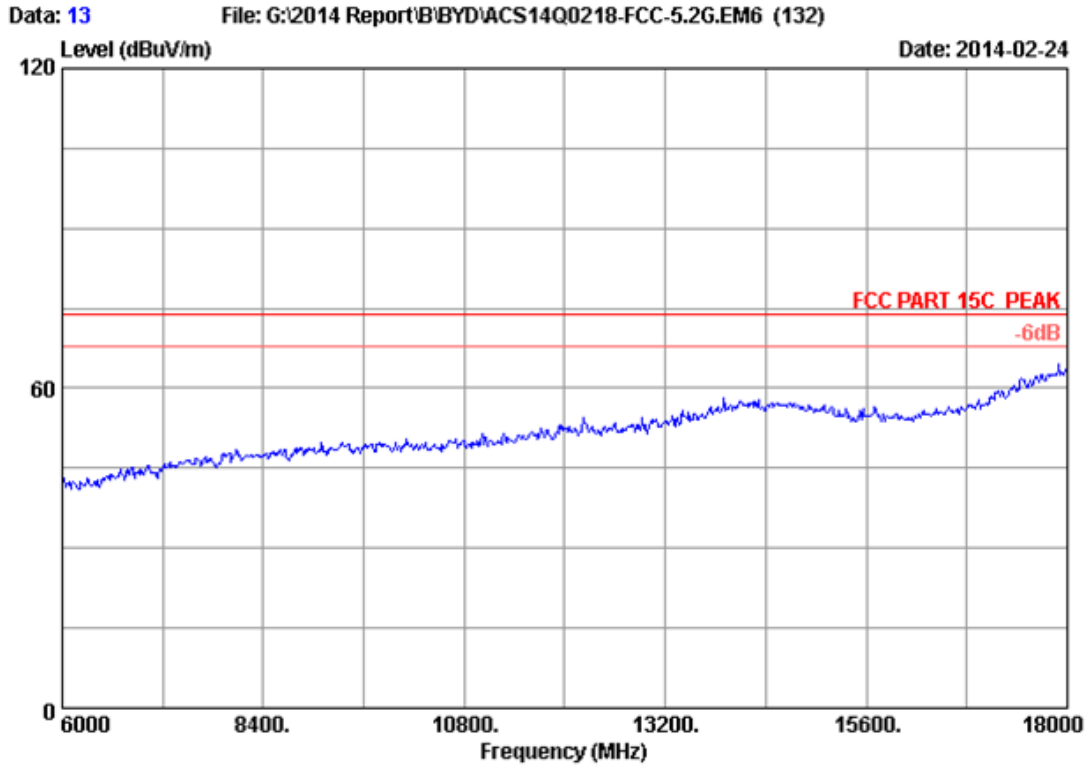
Site no. : 3m Chamber Data no. : 11
Dis. / Ant. : 3m 2013 3115 (4580) Ant. pol. : HORIZONTAL
Limit : FCC PART 15C PEAK
Env. / Ins. : 24°C/56% Engineer : Leo-Li
EUT : Notebook
Power Rating : DC 19V From Adapter Input AC 120V/60Hz
Test Mode : IEEE802.11a CH60 5300MHz Tx
M/N : RZ09-0116



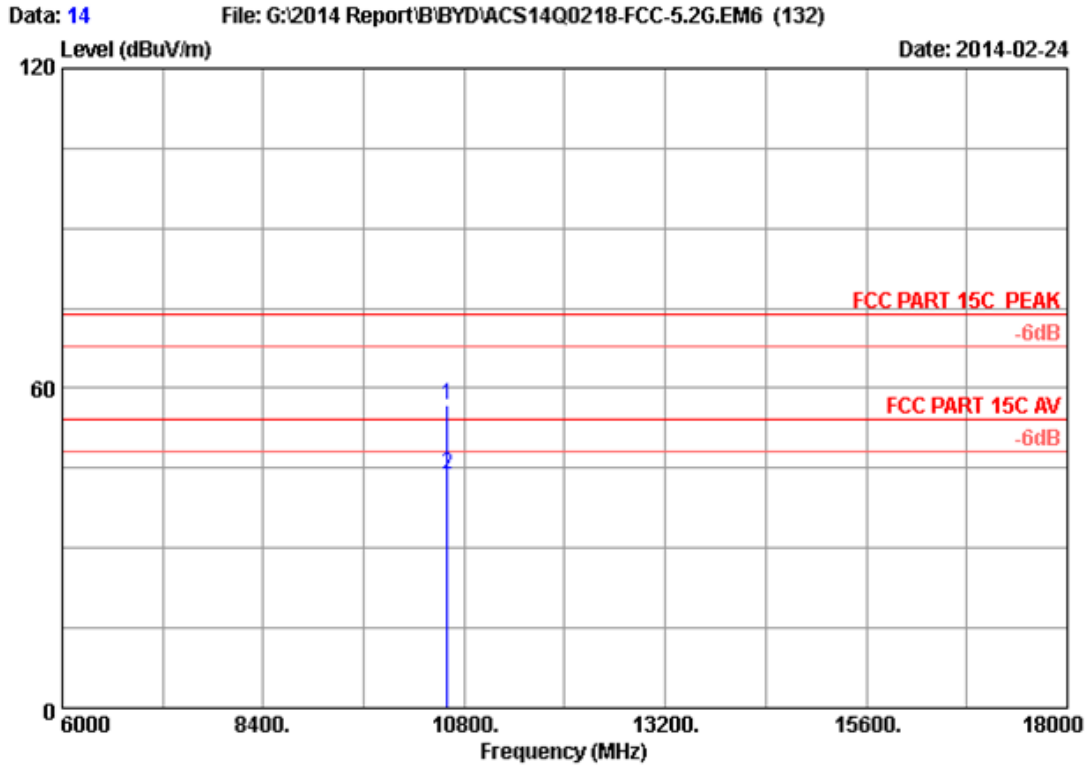
Site no. : 3m Chamber Data no. : 12
 Dis. / Ant. : 3m 2013 3115 (4580) Ant. pol. : HORIZONTAL
 Limit : FCC PART 15C PEAK
 Env. / Ins. : 24°C/56% Engineer : Leo-Li
 EUT : Notebook
 Power Rating : DC 19V From Adapter Input AC 120V/60Hz
 Test Mode : IEEE802.11a CH60 5300MHz Tx
 M/N : RZ09-0116

No.	Freq. (MHz)	Ant. Factor (dB/m)	Cable Loss (dB)	AMP factor (dB)	Reading (dBUV)	Emission Level (dBUV/m)	Limits (dBUV/m)	Margin (dB)	Remark
1	10600.000	38.24	12.77	35.41	41.42	57.02	74.00	16.98	Peak
2	10600.000	38.24	12.77	35.41	28.67	44.27	54.00	9.73	Average

Remarks: 1. Emission Level= Antenna Factor + Cable Loss + Reading - Amp Factor
 2. The emission levels that are 20dB below the official limit are not reported.



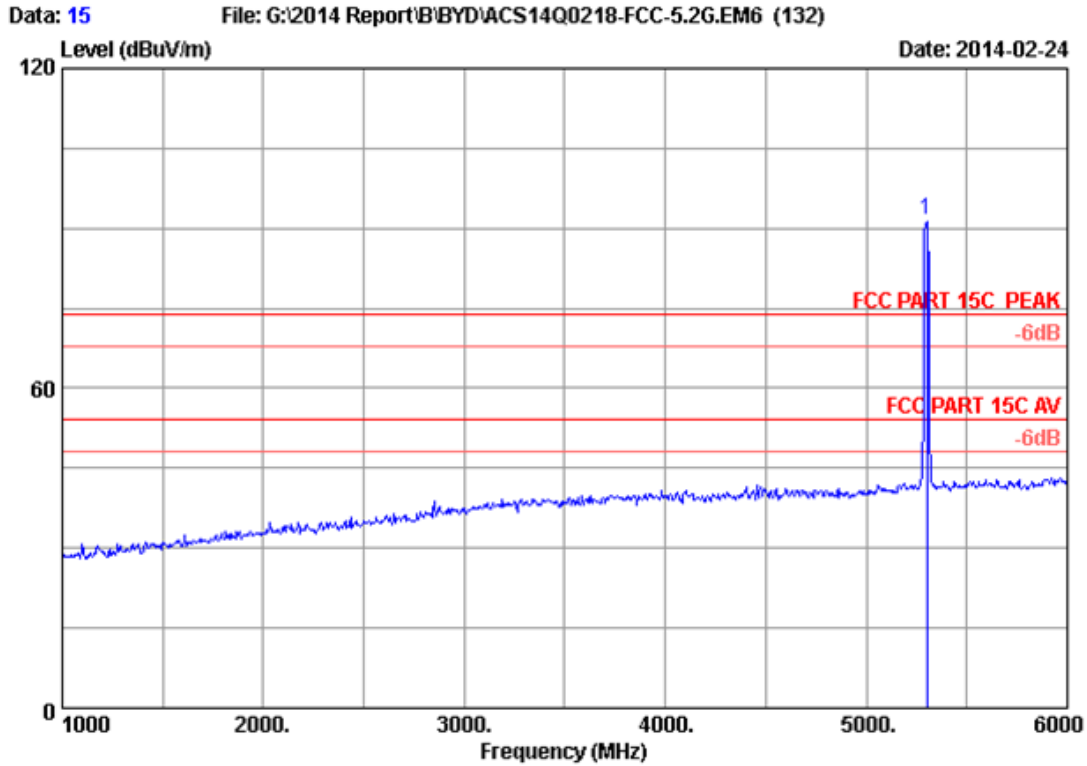
Site no. : 3m Chamber Data no. : 13
Dis. / Ant. : 3m 2013 3115 (4580) Ant. pol. : VERTICAL
Limit : FCC PART 15C PEAK
Env. / Ins. : 24°C/56% Engineer : Leo-Li
EUT : Notebook
Power Rating : DC 19V From Adapter Input AC 120V/60Hz
Test Mode : IEEE802.11a CH60 5300MHz Tx
M/N : RZ09-0116



Site no. : 3m Chamber Data no. : 14
 Dis. / Ant. : 3m 2013 3115 (4580) Ant. pol. : VERTICAL
 Limit : FCC PART 15C PEAK
 Env. / Ins. : 24°C/56% Engineer : Leo-Li
 EUT : Notebook
 Power Rating : DC 19V From Adapter Input AC 120V/60Hz
 Test Mode : IEEE802.11a CH60 5300MHz Tx
 M/N : RZ09-0116

No.	Freq. (MHz)	Ant. Factor (dB/m)	Cable Loss (dB)	AMP factor (dB)	Reading (dBUV)	Emission Level (dBUV/m)	Limits (dBUV/m)	Margin (dB)	Remark
1	10600.000	38.24	12.77	35.41	41.21	56.81	74.00	17.19	Peak
2	10600.000	38.24	12.77	35.41	28.08	43.68	54.00	10.32	Average

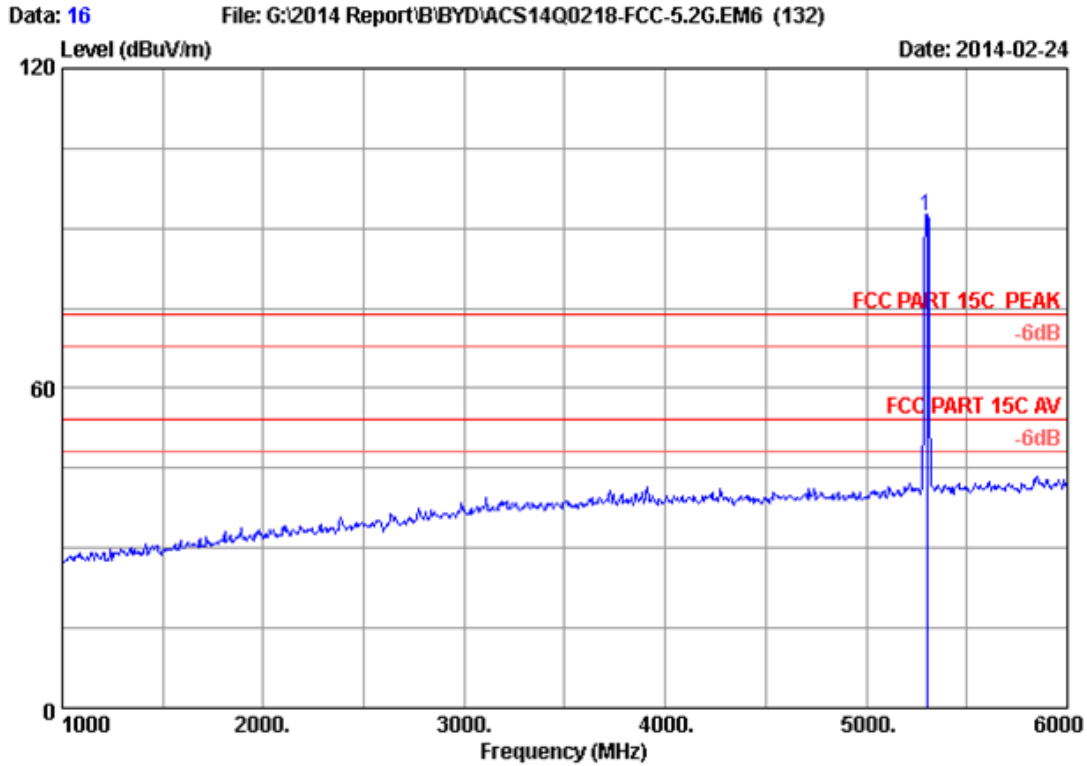
Remarks: 1. Emission Level= Antenna Factor + Cable Loss + Reading - Amp Factor
 2. The emission levels that are 20dB below the official limit are not reported.



Site no. : 3m Chamber Data no. : 15
 Dis. / Ant. : 3m 2013 3115 (4580) Ant. pol. : VERTICAL
 Limit : FCC PART 15C PEAK
 Env. / Ins. : 24°C/56% Engineer : Leo-Li
 EUT : Notebook
 Power Rating : DC 19V From Adapter Input AC 120V/60Hz
 Test Mode : IEEE802.11a CH60 5300MHz Tx
 M/N : RZ09-0116

No.	Freq. (MHz)	Ant. Factor (dB/m)	Cable Loss (dB)	AMP factor (dB)	Reading (dBuV)	Emission Level (dBuV/m)	Limits (dBuV/m)	Margin (dB)	Remark
1	5300.000	33.68	9.08	35.70	84.54	91.60	74.00	-17.60	Peak

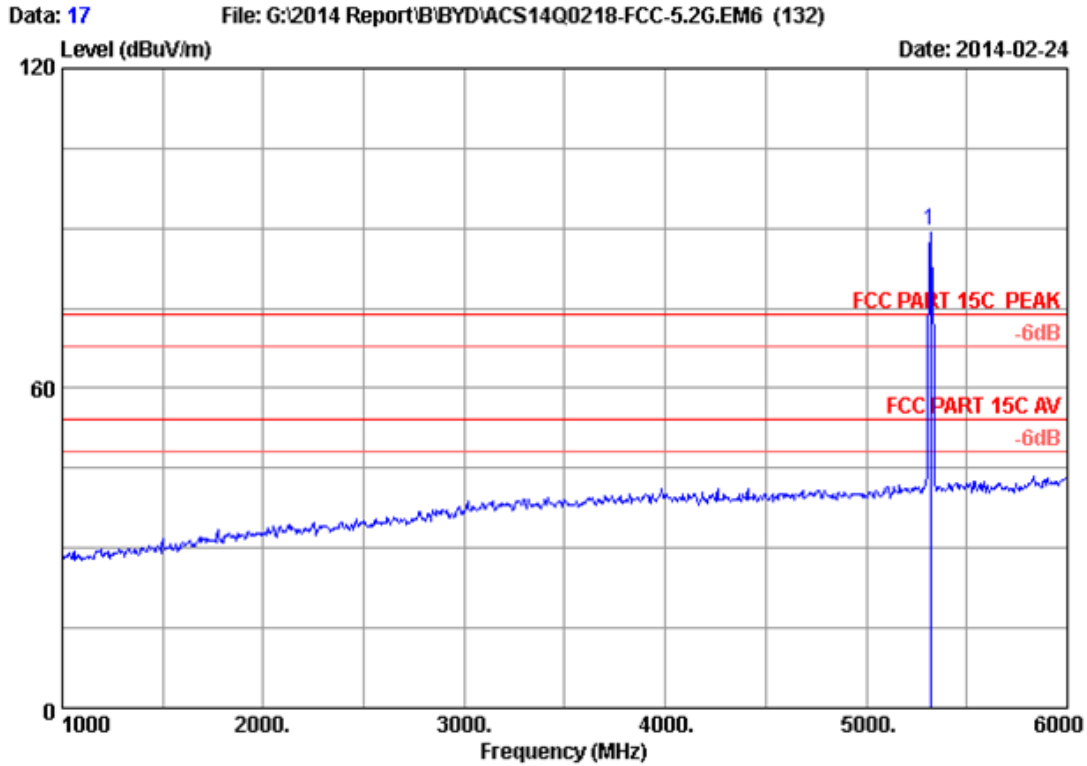
Remarks: 1. Emission Level= Antenna Factor + Cable Loss + Reading - Amp Factor
 2. The emission levels that are 20dB below the official limit are not reported.



Site no. : 3m Chamber Data no. : 16
 Dis. / Ant. : 3m 2013 3115 (4580) Ant. pol. : HORIZONTAL
 Limit : FCC PART 15C PEAK
 Env. / Ins. : 24°C/56% Engineer : Leo-Li
 EUT : Notebook
 Power Rating : DC 19V From Adapter Input AC 120V/60Hz
 Test Mode : IEEE802.11a CH60 5300MHz Tx
 M/N : RZ09-0116

No.	Freq. (MHz)	Ant. Factor (dB/m)	Cable Loss (dB)	AMP factor (dB)	Reading (dBuV)	Emission Level (dBuV/m)	Limits (dBuV/m)	Margin (dB)	Remark
1	5300.000	33.68	9.08	35.70	85.27	92.33	74.00	-18.33	Peak

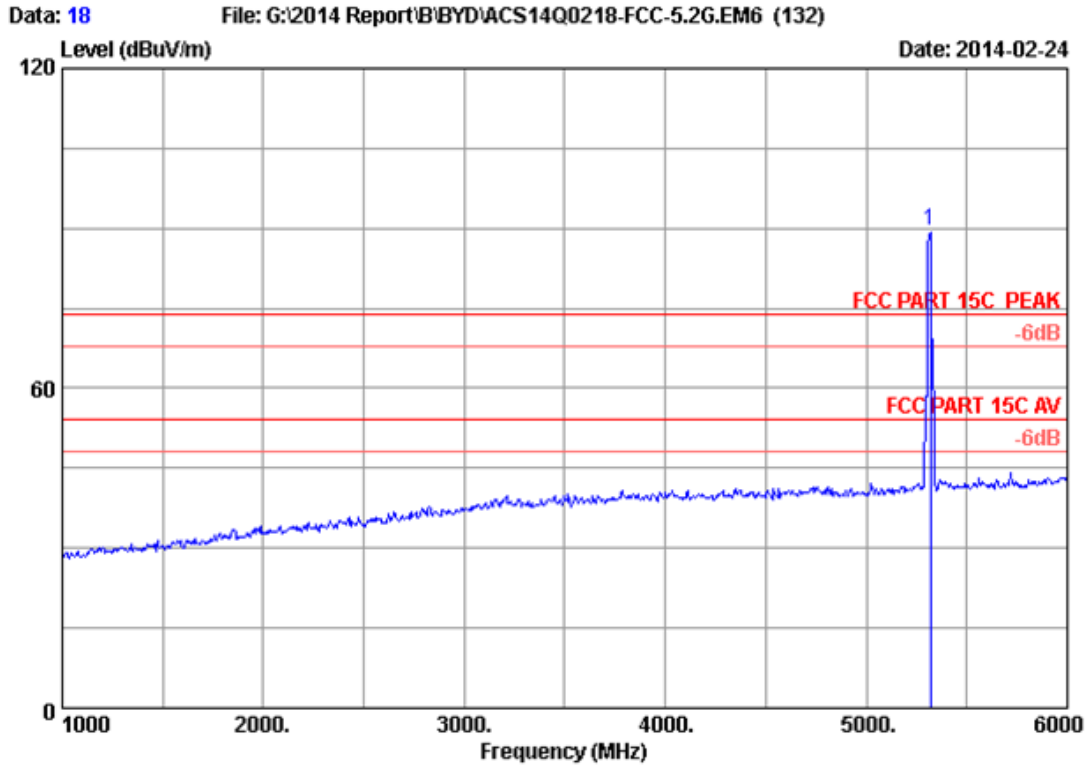
Remarks: 1. Emission Level= Antenna Factor + Cable Loss + Reading - Amp Factor
 2. The emission levels that are 20dB below the official limit are not reported.



Site no. : 3m Chamber Data no. : 17
 Dis. / Ant. : 3m 2013 3115 (4580) Ant. pol. : VERTICAL
 Limit : FCC PART 15C PEAK
 Env. / Ins. : 24°C/56% Engineer : Leo-Li
 EUT : Notebook
 Power Rating : DC 19V From Adapter Input AC 120V/60Hz
 Test Mode : IEEE802.11a CH64 5320MHz Tx
 M/N : RZ09-0116

No.	Freq. (MHz)	Ant. Factor (dB/m)	Cable Loss (dB)	AMP factor (dB)	Reading (dBUV)	Emission Level (dBUV/m)	Limits (dBUV/m)	Margin (dB)	Remark
1	5320.000	33.71	9.10	35.70	82.31	89.42	74.00	-15.42	Peak

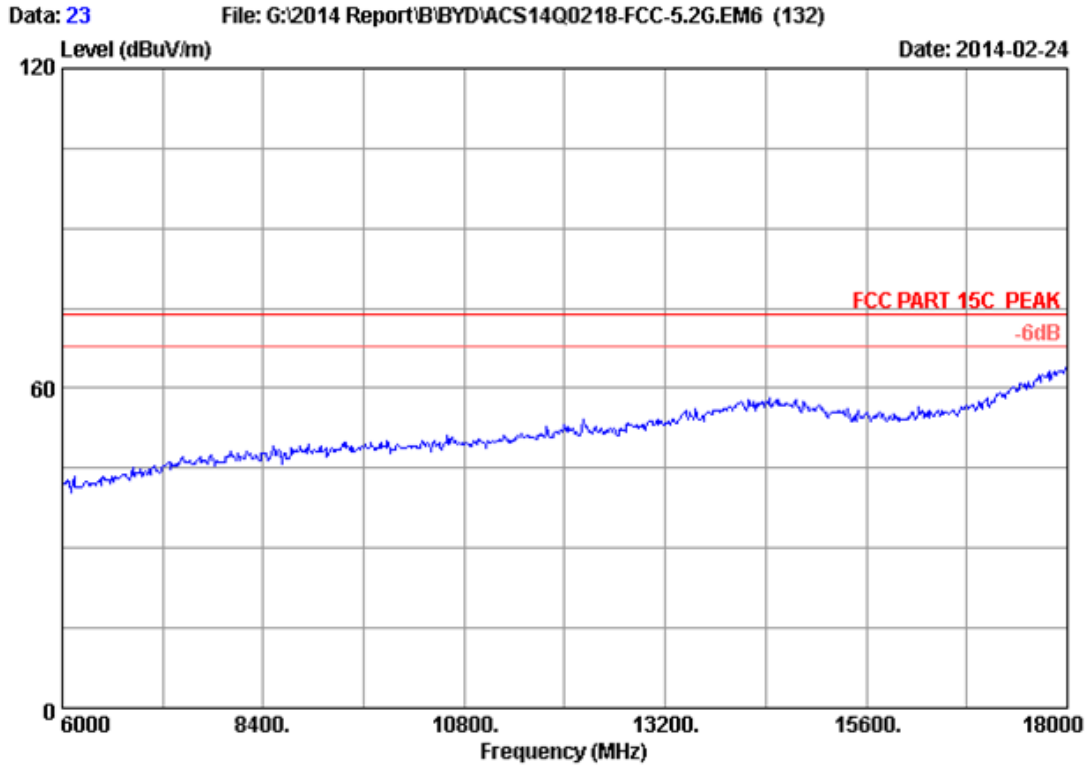
Remarks: 1. Emission Level= Antenna Factor + Cable Loss + Reading - Amp Factor
 2. The emission levels that are 20dB below the official limit are not reported.



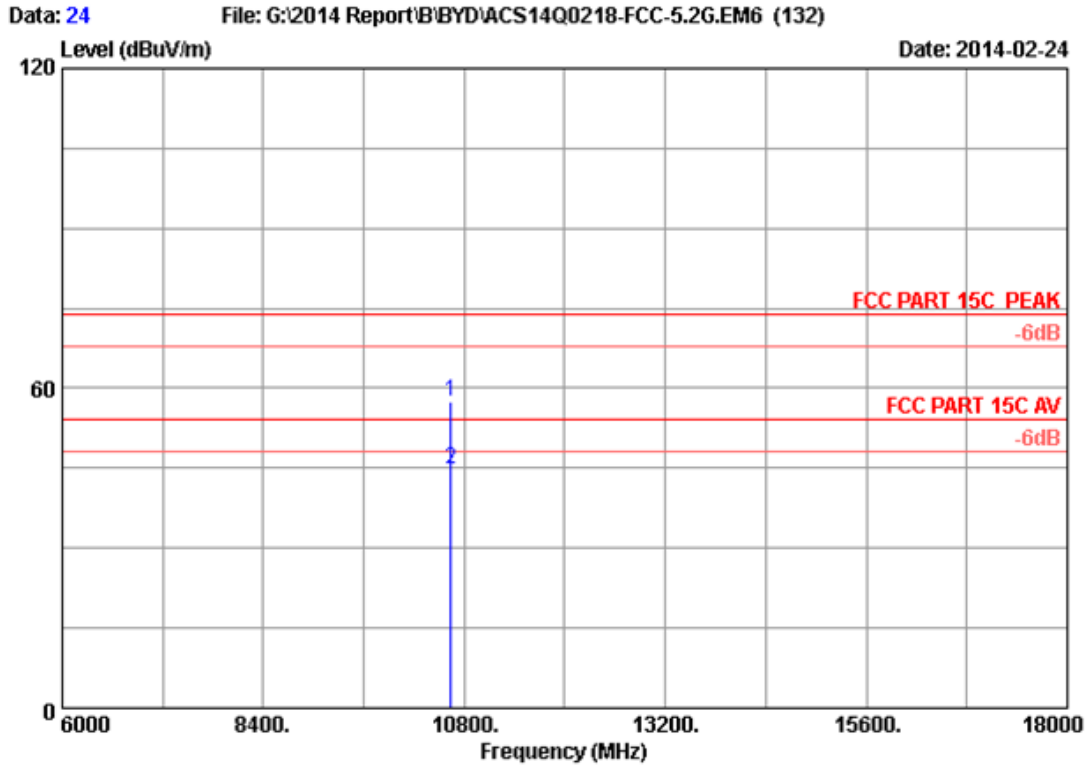
Site no. : 3m Chamber Data no. : 18
 Dis. / Ant. : 3m 2013 3115 (4580) Ant. pol. : HORIZONTAL
 Limit : FCC PART 15C PEAK
 Env. / Ins. : 24°C/56% Engineer : Leo-Li
 EUT : Notebook
 Power Rating : DC 19V From Adapter Input AC 120V/60Hz
 Test Mode : IEEE802.11a CH64 5320MHz Tx
 M/N : RZ09-0116

No.	Freq. (MHz)	Ant. Factor (dB/m)	Cable Loss (dB)	AMP factor (dB)	Reading (dBUV)	Emission Level (dBUV/m)	Limits (dBUV/m)	Margin (dB)	Remark
1	5320.000	33.71	9.10	35.70	82.57	89.68	74.00	-15.68	Peak

Remarks: 1. Emission Level= Antenna Factor + Cable Loss + Reading - Amp Factor
 2. The emission levels that are 20dB below the official limit are not reported.



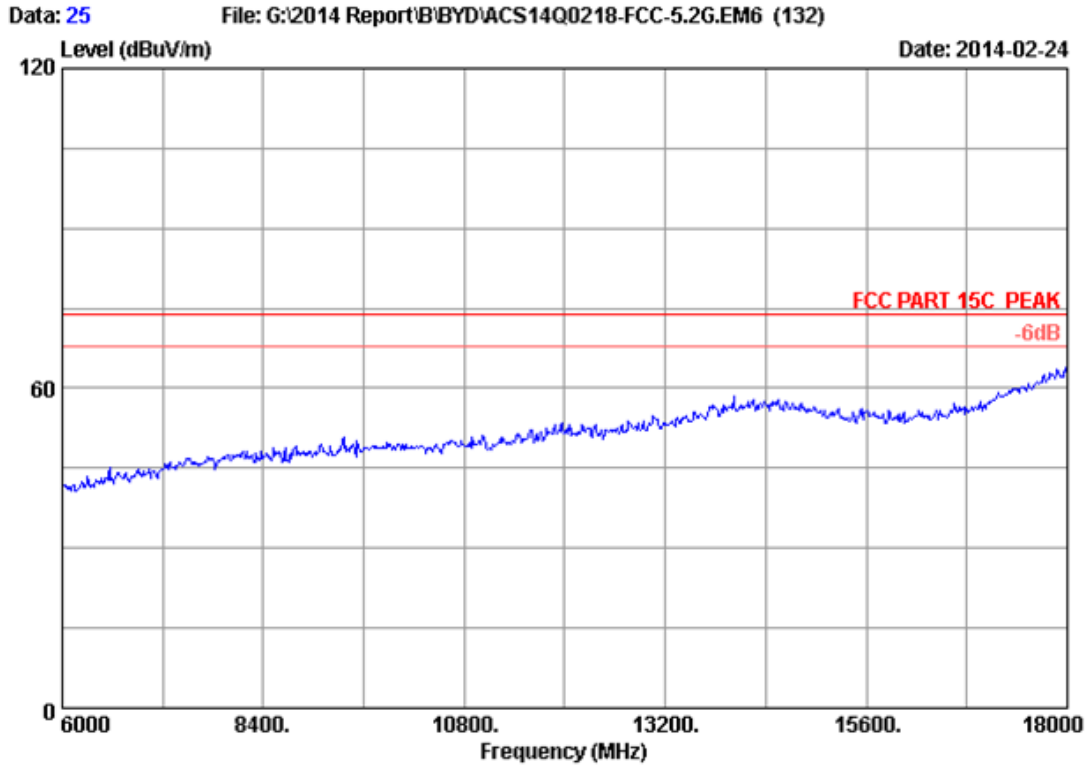
Site no. : 3m Chamber Data no. : 23
Dis. / Ant. : 3m 2013 3115 (4580) Ant. pol. : HORIZONTAL
Limit : FCC PART 15C PEAK
Env. / Ins. : 24°C/56% Engineer : Leo-Li
EUT : Notebook
Power Rating : DC 19V From Adapter Input AC 120V/60Hz
Test Mode : IEEE802.11a CH64 5320MHz Tx
M/N : RZ09-0116



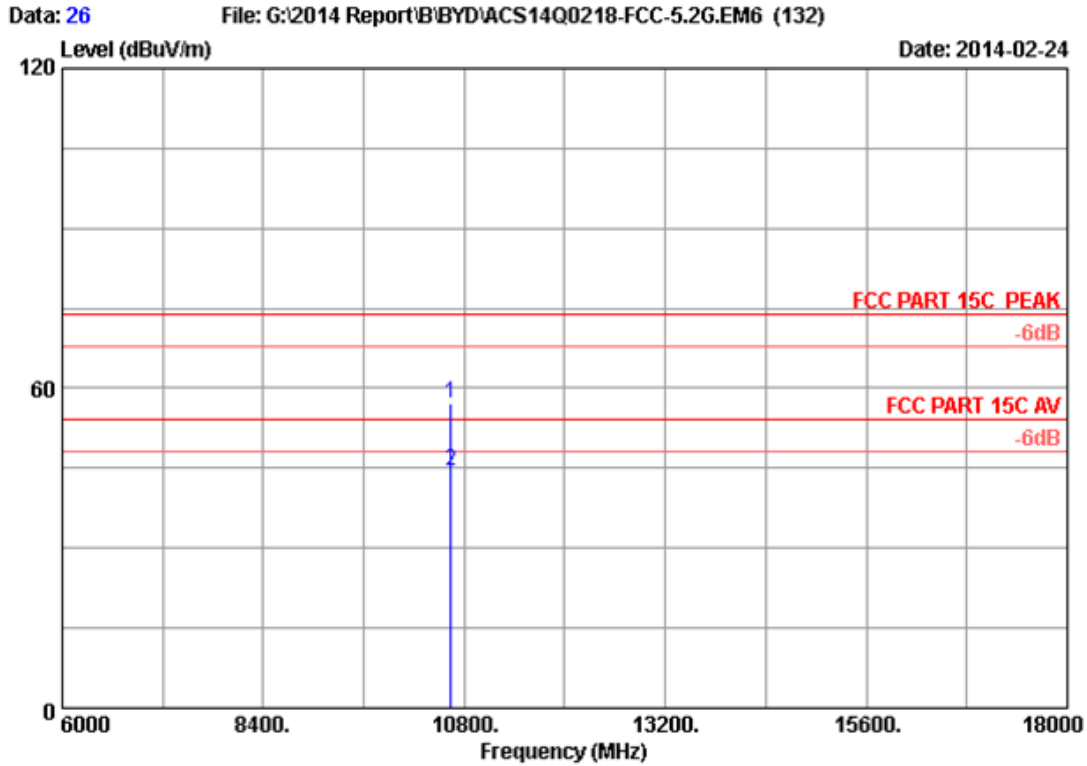
Site no. : 3m Chamber Data no. : 24
 Dis. / Ant. : 3m 2013 3115 (4580) Ant. pol. : HORIZONTAL
 Limit : FCC PART 15C PEAK
 Env. / Ins. : 24°C/56% Engineer : Leo-Li
 EUT : Notebook
 Power Rating : DC 19V From Adapter Input AC 120V/60Hz
 Test Mode : IEEE802.11a CH64 5320MHz Tx
 M/N : RZ09-0116

No.	Freq. (MHz)	Ant. Factor (dB/m)	Cable Loss (dB)	AMP factor (dB)	Reading (dBUV)	Emission Level (dBUV/m)	Limits (dBUV/m)	Margin (dB)	Remark
1	10640.000	38.26	12.79	35.40	41.84	57.49	74.00	16.51	Peak
2	10640.000	38.26	12.79	35.40	29.07	44.72	54.00	9.28	Average

Remarks: 1. Emission Level= Antenna Factor + Cable Loss + Reading - Amp Factor
 2. The emission levels that are 20dB below the official limit are not reported.



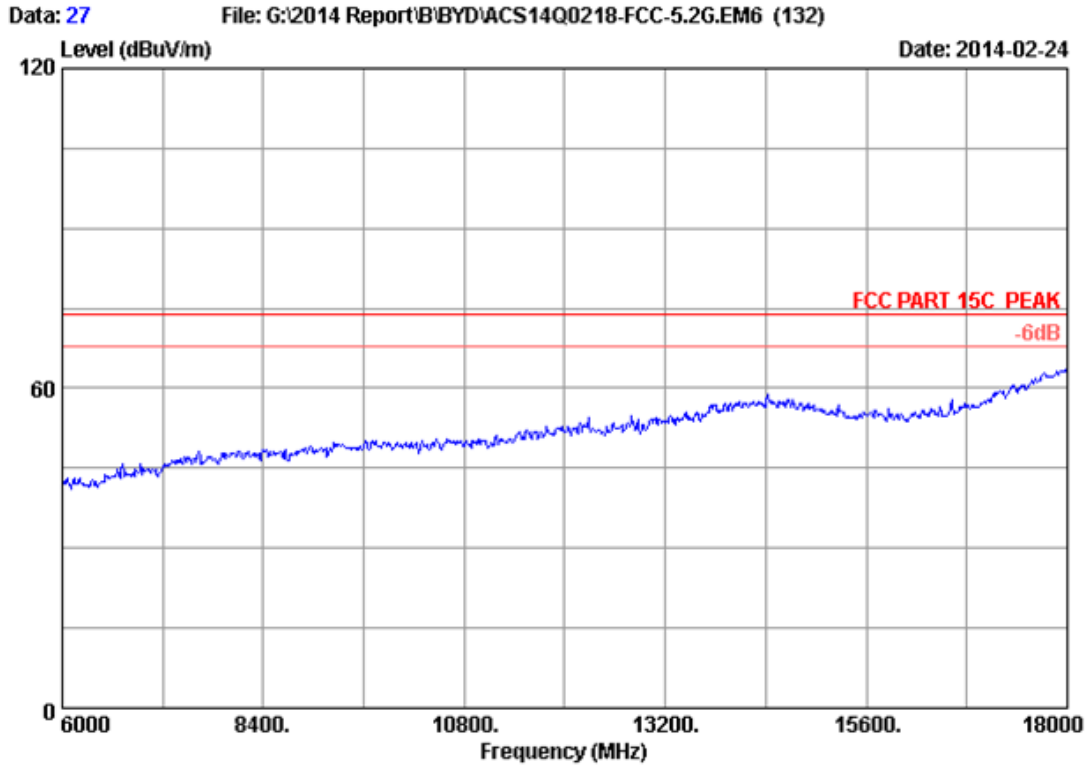
Site no. : 3m Chamber Data no. : 25
Dis. / Ant. : 3m 2013 3115 (4580) Ant. pol. : VERTICAL
Limit : FCC PART 15C PEAK
Env. / Ins. : 24°C/56% Engineer : Leo-Li
EUT : Notebook
Power Rating : DC 19V From Adapter Input AC 120V/60Hz
Test Mode : IEEE802.11a CH64 5320MHz Tx
M/N : RZ09-0116



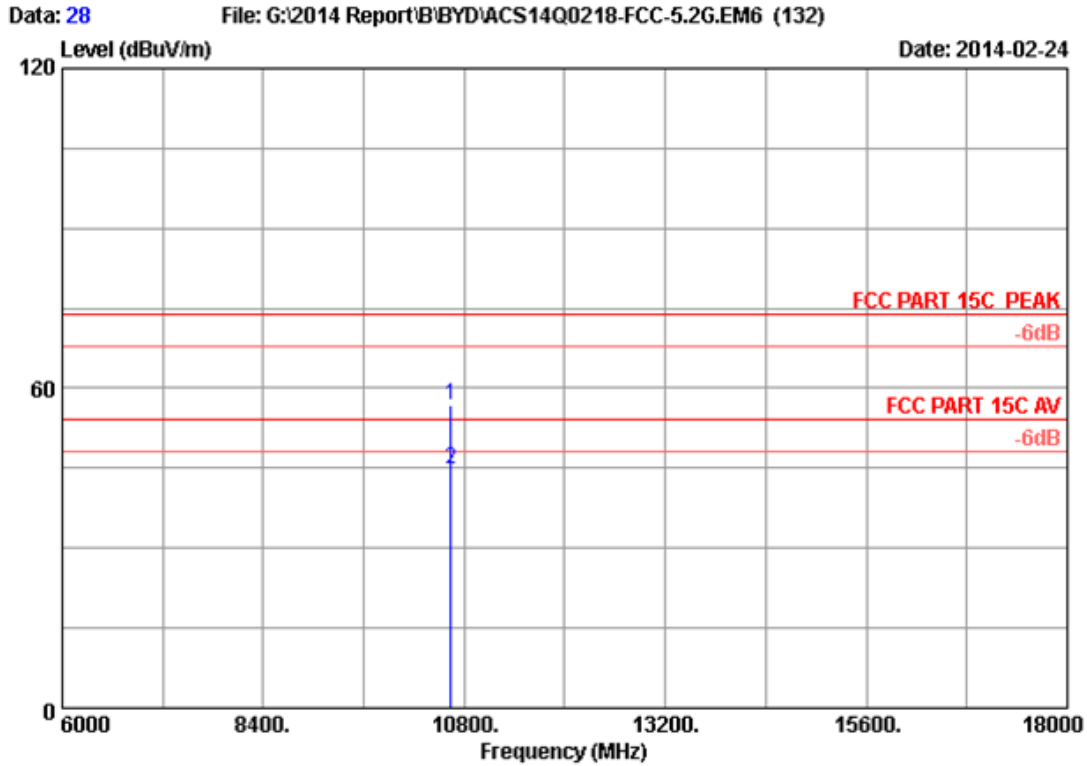
Site no. : 3m Chamber Data no. : 26
 Dis. / Ant. : 3m 2013 3115 (4580) Ant. pol. : VERTICAL
 Limit : FCC PART 15C PEAK
 Env. / Ins. : 24°C/56% Engineer : Leo-Li
 EUT : Notebook
 Power Rating : DC 19V From Adapter Input AC 120V/60Hz
 Test Mode : IEEE802.11a CH64 5320MHz Tx
 M/N : RZ09-0116

No.	Freq. (MHz)	Ant. Factor (dB/m)	Cable Loss (dB)	AMP factor (dB)	Reading (dBUV)	Emission Level (dBUV/m)	Limits (dBUV/m)	Margin (dB)	Remark
1	10640.000	38.26	12.79	35.40	41.37	57.02	74.00	16.98	Peak
2	10640.000	38.26	12.79	35.40	28.79	44.44	54.00	9.56	Average

Remarks: 1. Emission Level= Antenna Factor + Cable Loss + Reading - Amp Factor
 2. The emission levels that are 20dB below the official limit are not reported.



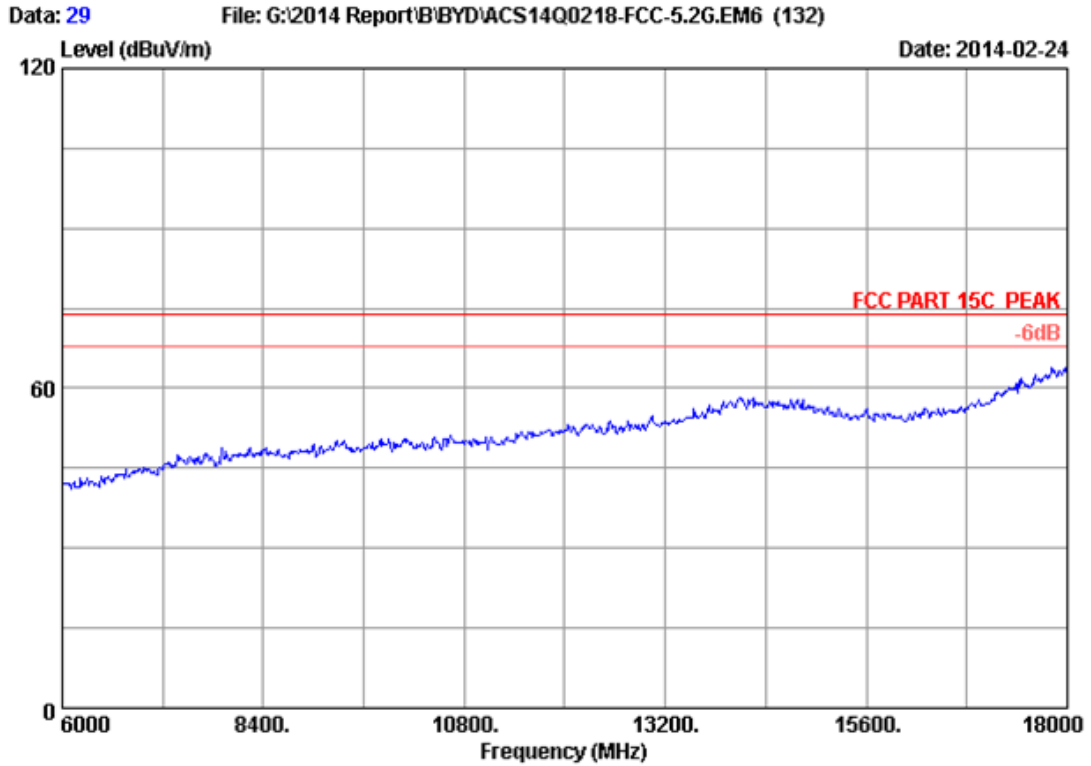
Site no. : 3m Chamber Data no. : 27
Dis. / Ant. : 3m 2013 3115 (4580) Ant. pol. : VERTICAL
Limit : FCC PART 15C PEAK
Env. / Ins. : 24°C/56% Engineer : Leo-Li
EUT : Notebook
Power Rating : DC 19V From Adapter Input AC 120V/60Hz
Test Mode : IEEE802.11n HT20 CH64 5320MHz Tx
M/N : RZ09-0116



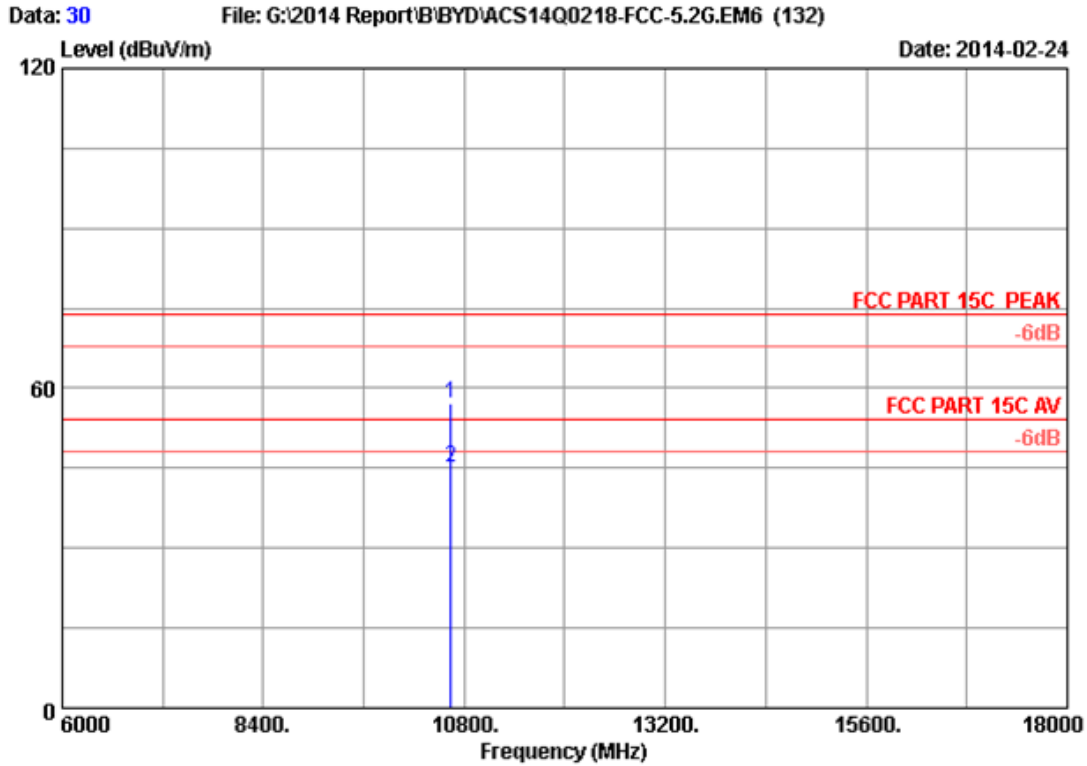
Site no. : 3m Chamber Data no. : 28
 Dis. / Ant. : 3m 2013 3115 (4580) Ant. pol. : VERTICAL
 Limit : FCC PART 15C PEAK
 Env. / Ins. : 24°C/56% Engineer : Leo-Li
 EUT : Notebook
 Power Rating : DC 19V From Adapter Input AC 120V/60Hz
 Test Mode : IEEE802.11n HT20 CH64 5320MHz Tx
 M/N : RZ09-0116

No.	Freq. (MHz)	Ant. Factor (dB/m)	Cable Loss (dB)	AMP factor (dB)	Reading (dBUV)	Emission Level (dBUV/m)	Limits (dBUV/m)	Margin (dB)	Remark
1	10640.000	38.26	12.79	35.40	41.24	56.89	74.00	17.11	Peak
2	10640.000	38.26	12.79	35.40	29.17	44.82	54.00	9.18	Average

Remarks: 1. Emission Level= Antenna Factor + Cable Loss + Reading - Amp Factor
 2. The emission levels that are 20dB below the official limit are not reported.



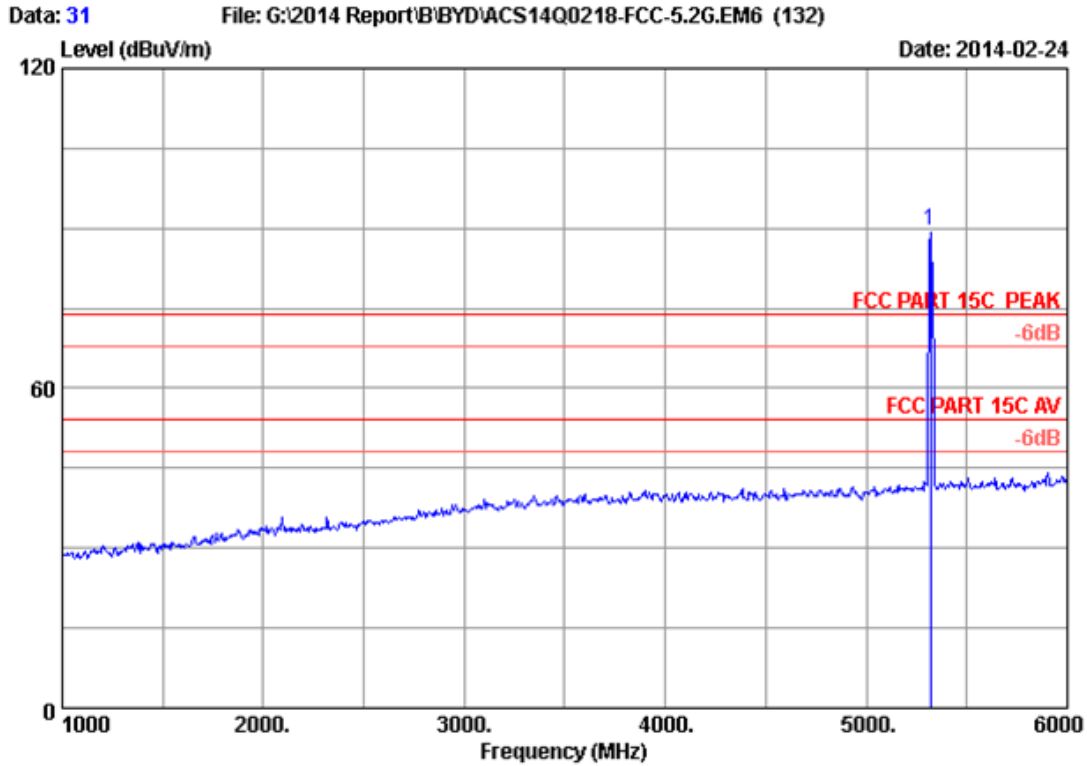
Site no. : 3m Chamber Data no. : 29
Dis. / Ant. : 3m 2013 3115 (4580) Ant. pol. : HORIZONTAL
Limit : FCC PART 15C PEAK
Env. / Ins. : 24°C/56% Engineer : Leo-Li
EUT : Notebook
Power Rating : DC 19V From Adapter Input AC 120V/60Hz
Test Mode : IEEE802.11n HT20 CH64 5320MHz Tx
M/N : RZ09-0116



Site no. : 3m Chamber Data no. : 30
 Dis. / Ant. : 3m 2013 3115 (4580) Ant. pol. : HORIZONTAL
 Limit : FCC PART 15C PEAK
 Env. / Ins. : 24°C/56% Engineer : Leo-Li
 EUT : Notebook
 Power Rating : DC 19V From Adapter Input AC 120V/60Hz
 Test Mode : IEEE802.11n HT20 CH64 5320MHz Tx
 M/N : RZ09-0116

No.	Freq. (MHz)	Ant. Factor (dB/m)	Cable Loss (dB)	AMP factor (dB)	Reading (dBUV)	Emission Level (dBUV/m)	Limits (dBUV/m)	Margin (dB)	Remark
1	10640.000	38.26	12.79	35.40	41.54	57.19	74.00	16.81	Peak
2	10640.000	38.26	12.79	35.40	29.34	44.99	54.00	9.01	Average

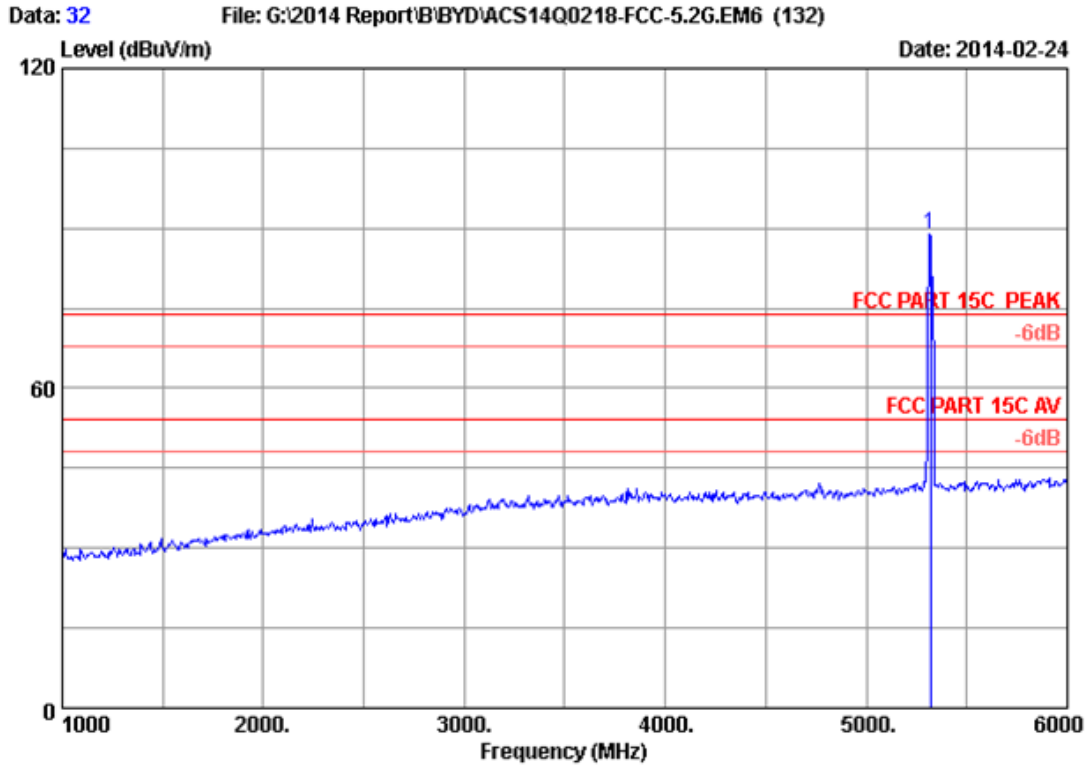
Remarks: 1. Emission Level= Antenna Factor + Cable Loss + Reading - Amp Factor
 2. The emission levels that are 20dB below the official limit are not reported.



Site no. : 3m Chamber Data no. : 31
 Dis. / Ant. : 3m 2013 3115 (4580) Ant. pol. : HORIZONTAL
 Limit : FCC PART 15C PEAK
 Env. / Ins. : 24°C/56% Engineer : Leo-Li
 EUT : Notebook
 Power Rating : DC 19V From Adapter Input AC 120V/60Hz
 Test Mode : IEEE802.11n HT20 CH64 5320MHz Tx
 M/N : RZ09-0116

No.	Freq. (MHz)	Ant. Factor (dB/m)	Cable Loss (dB)	AMP factor (dB)	Reading (dBUV)	Emission Level (dBUV/m)	Limits (dBUV/m)	Margin (dB)	Remark
1	5320.000	33.71	9.10	35.70	82.41	89.52	74.00	-15.52	Peak

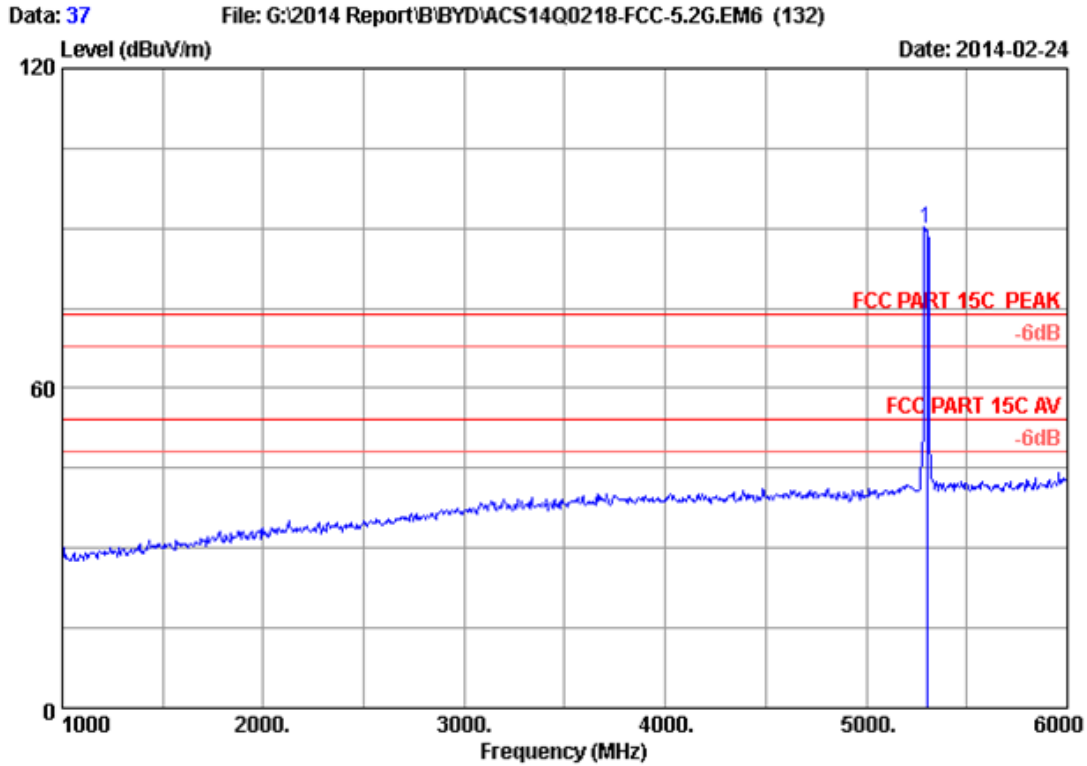
Remarks: 1. Emission Level= Antenna Factor + Cable Loss + Reading - Amp Factor
 2. The emission levels that are 20dB below the official limit are not reported.



Site no. : 3m Chamber Data no. : 32
 Dis. / Ant. : 3m 2013 3115 (4580) Ant. pol. : VERTICAL
 Limit : FCC PART 15C PEAK
 Env. / Ins. : 24°C/56% Engineer : Leo-Li
 EUT : Notebook
 Power Rating : DC 19V From Adapter Input AC 120V/60Hz
 Test Mode : IEEE802.11n HT20 CH64 5320MHz Tx
 M/N : RZ09-0116

No.	Freq. (MHz)	Ant. Factor (dB/m)	Cable Loss (dB)	AMP factor (dB)	Reading (dBuV)	Emission Level (dBuV/m)	Limits (dBuV/m)	Margin (dB)	Remark
1	5320.000	33.71	9.10	35.70	81.94	89.05	74.00	-15.05	Peak

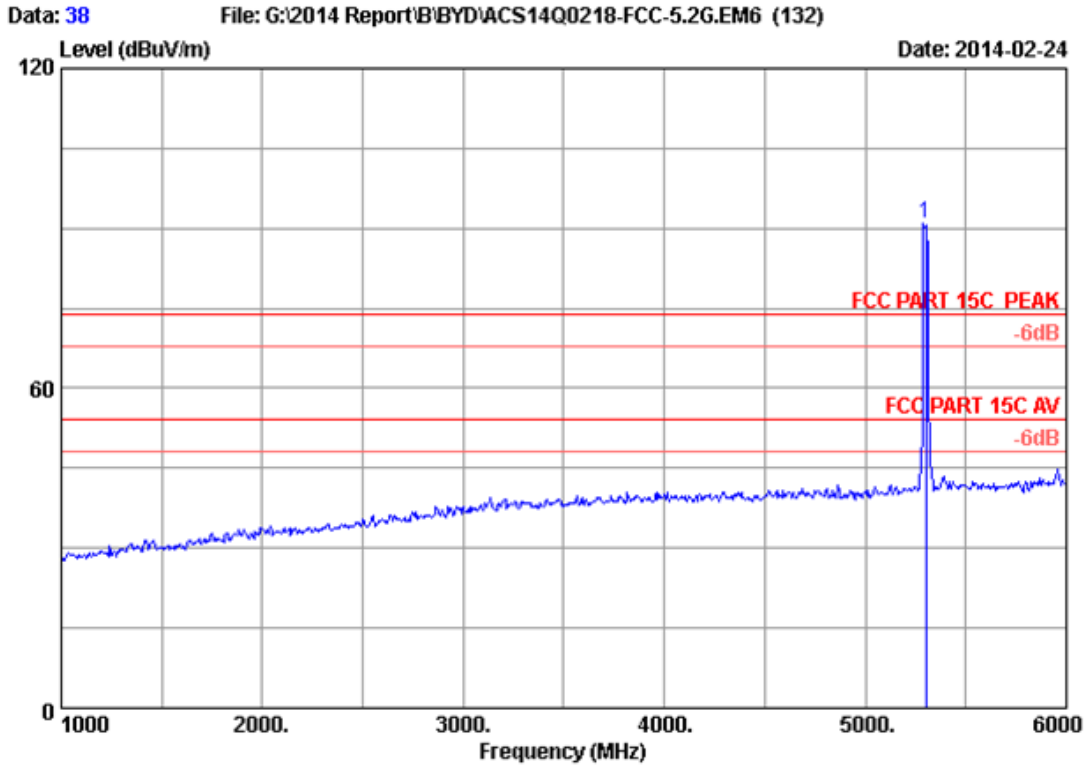
Remarks: 1. Emission Level= Antenna Factor + Cable Loss + Reading - Amp Factor
 2. The emission levels that are 20dB below the official limit are not reported.



Site no. : 3m Chamber Data no. : 37
 Dis. / Ant. : 3m 2013 3115 (4580) Ant. pol. : VERTICAL
 Limit : FCC PART 15C PEAK
 Env. / Ins. : 24°C/56% Engineer : Leo-Li
 EUT : Notebook
 Power Rating : DC 19V From Adapter Input AC 120V/60Hz
 Test Mode : IEEE802.11n HT20 CH60 5300MHz Tx
 M/N : RZ09-0116

No.	Freq. (MHz)	Ant. Factor (dB/m)	Cable Loss (dB)	AMP factor (dB)	Reading (dBuV)	Emission Level (dBuV/m)	Limits (dBuV/m)	Margin (dB)	Remark
1	5300.000	33.68	9.08	35.70	82.89	89.95	74.00	-15.95	Peak

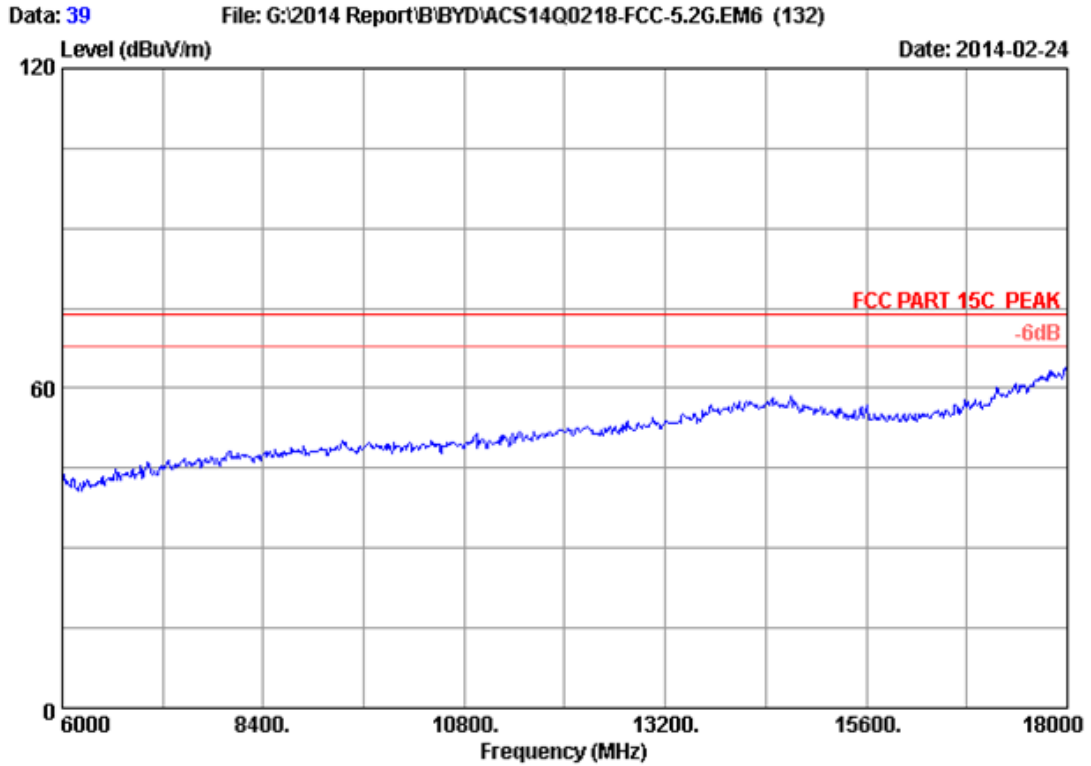
Remarks: 1. Emission Level= Antenna Factor + Cable Loss + Reading - Amp Factor
 2. The emission levels that are 20dB below the official limit are not reported.



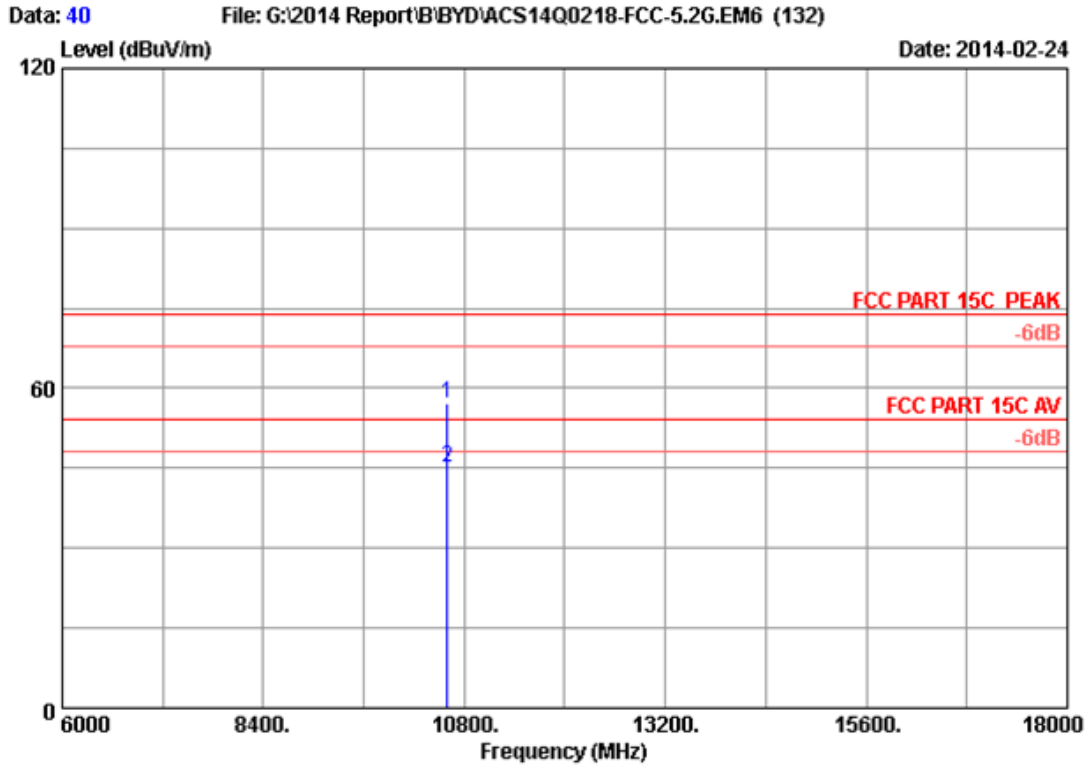
Site no. : 3m Chamber Data no. : 38
 Dis. / Ant. : 3m 2013 3115 (4580) Ant. pol. : HORIZONTAL
 Limit : FCC PART 15C PEAK
 Env. / Ins. : 24°C/56% Engineer : Leo-Li
 EUT : Notebook
 Power Rating : DC 19V From Adapter Input AC 120V/60Hz
 Test Mode : IEEE802.11n HT20 CH60 5300MHz Tx
 M/N : RZ09-0116

No.	Freq. (MHz)	Ant. Factor (dB/m)	Cable Loss (dB)	AMP factor (dB)	Reading (dBUV)	Emission Level (dBUV/m)	Limits (dBUV/m)	Margin (dB)	Remark
1	5300.000	33.68	9.08	35.70	83.86	90.92	74.00	-16.92	Peak

Remarks: 1. Emission Level= Antenna Factor + Cable Loss + Reading - Amp Factor
 2. The emission levels that are 20dB below the official limit are not reported.



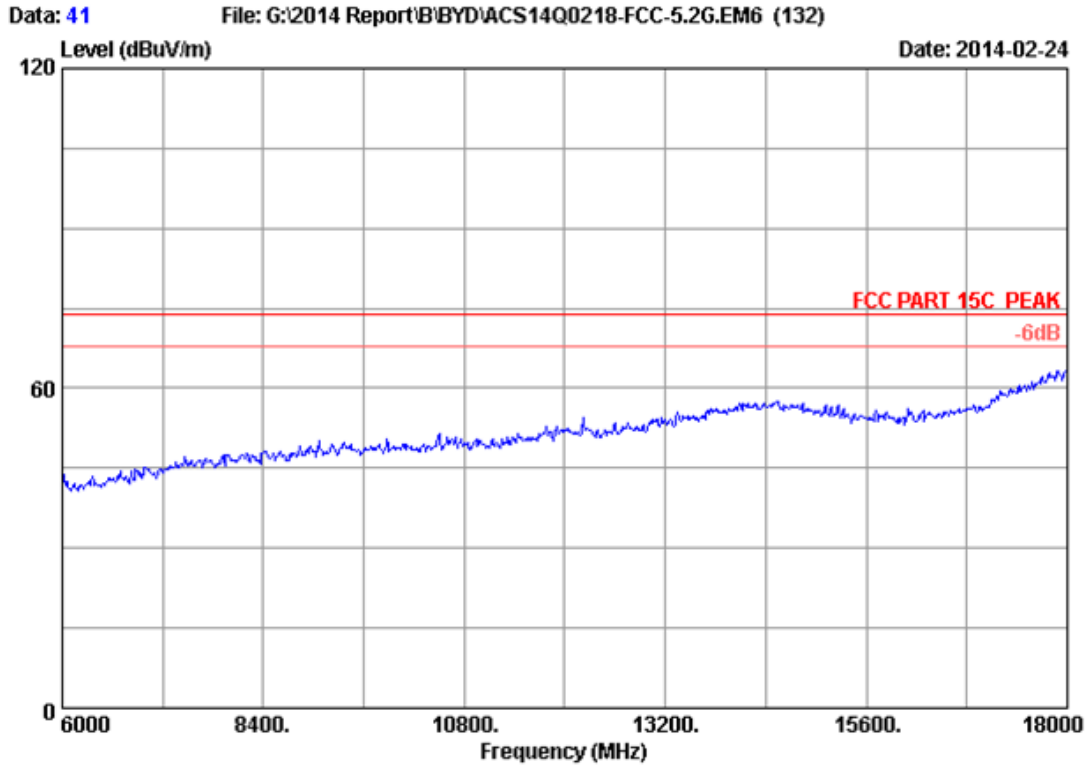
Site no. : 3m Chamber Data no. : 39
Dis. / Ant. : 3m 2013 3115 (4580) Ant. pol. : VERTICAL
Limit : FCC PART 15C PEAK
Env. / Ins. : 24°C/56% Engineer : Leo-Li
EUT : Notebook
Power Rating : DC 19V From Adapter Input AC 120V/60Hz
Test Mode : IEEE802.11n HT20 CH60 5300MHz Tx
M/N : RZ09-0116



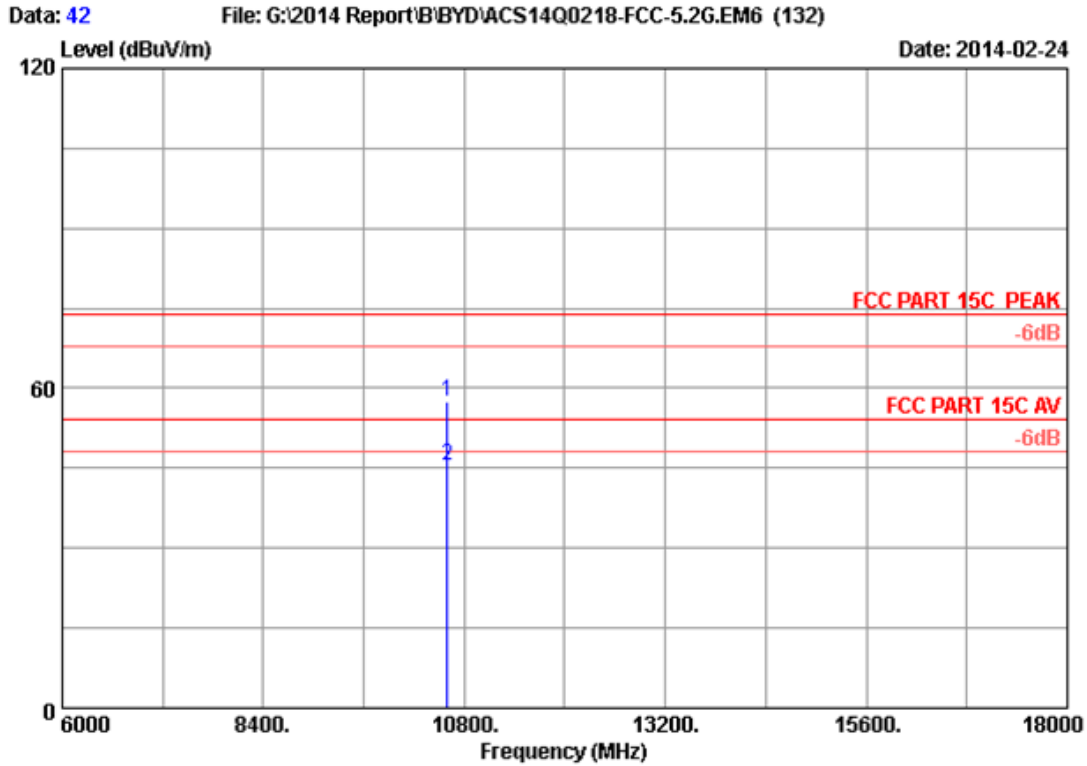
Site no. : 3m Chamber Data no. : 40
 Dis. / Ant. : 3m 2013 3115 (4580) Ant. pol. : VERTICAL
 Limit : FCC PART 15C PEAK
 Env. / Ins. : 24°C/56% Engineer : Leo-Li
 EUT : Notebook
 Power Rating : DC 19V From Adapter Input AC 120V/60Hz
 Test Mode : IEEE802.11n HT20 CH60 5300MHz Tx
 M/N : RZ09-0116

No.	Freq. (MHz)	Ant. Factor (dB/m)	Cable Loss (dB)	AMP factor (dB)	Reading (dBUV)	Emission Level (dBUV/m)	Limits (dBUV/m)	Margin (dB)	Remark
1	10600.000	38.24	12.77	35.41	41.54	57.14	74.00	16.86	Peak
2	10600.000	38.24	12.77	35.41	29.40	45.00	54.00	9.00	Average

Remarks: 1. Emission Level= Antenna Factor + Cable Loss + Reading - Amp Factor
 2. The emission levels that are 20dB below the official limit are not reported.



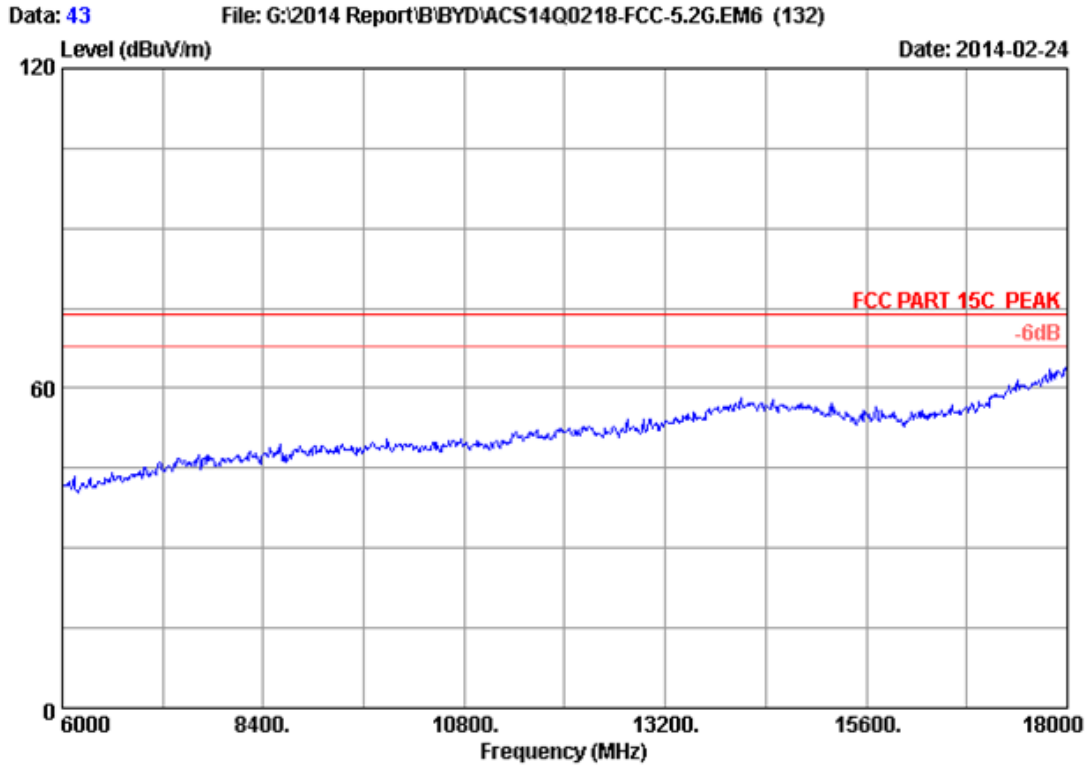
Site no. : 3m Chamber Data no. : 41
Dis. / Ant. : 3m 2013 3115 (4580) Ant. pol. : HORIZONTAL
Limit : FCC PART 15C PEAK
Env. / Ins. : 24°C/56% Engineer : Leo-Li
EUT : Notebook
Power Rating : DC 19V From Adapter Input AC 120V/60Hz
Test Mode : IEEE802.11n HT20 CH60 5300MHz Tx
M/N : RZ09-0116



Site no. : 3m Chamber Data no. : 42
 Dis. / Ant. : 3m 2013 3115 (4580) Ant. pol. : HORIZONTAL
 Limit : FCC PART 15C PEAK
 Env. / Ins. : 24°C/56% Engineer : Leo-Li
 EUT : Notebook
 Power Rating : DC 19V From Adapter Input AC 120V/60Hz
 Test Mode : IEEE802.11n HT20 CH60 5300MHz Tx
 M/N : RZ09-0116

No.	Freq. (MHz)	Ant. Factor (dB/m)	Cable Loss (dB)	AMP factor (dB)	Reading (dBuV)	Emission Level (dBuV/m)	Limits (dBuV/m)	Margin (dB)	Remark
1	10600.000	38.24	12.77	35.41	41.87	57.47	74.00	16.53	Peak
2	10600.000	38.24	12.77	35.41	29.74	45.34	54.00	8.66	Average

Remarks: 1. Emission Level= Antenna Factor + Cable Loss + Reading - Amp Factor
 2. The emission levels that are 20dB below the official limit are not reported.



Site no. : 3m Chamber Data no. : 43
Dis. / Ant. : 3m 2013 3115 (4580) Ant. pol. : HORIZONTAL
Limit : FCC PART 15C PEAK
Env. / Ins. : 24°C/56% Engineer : Leo-Li
EUT : Notebook
Power Rating : DC 19V From Adapter Input AC 120V/60Hz
Test Mode : IEEE802.11n HT20 CH52 5260MHz Tx
M/N : RZ09-0116