

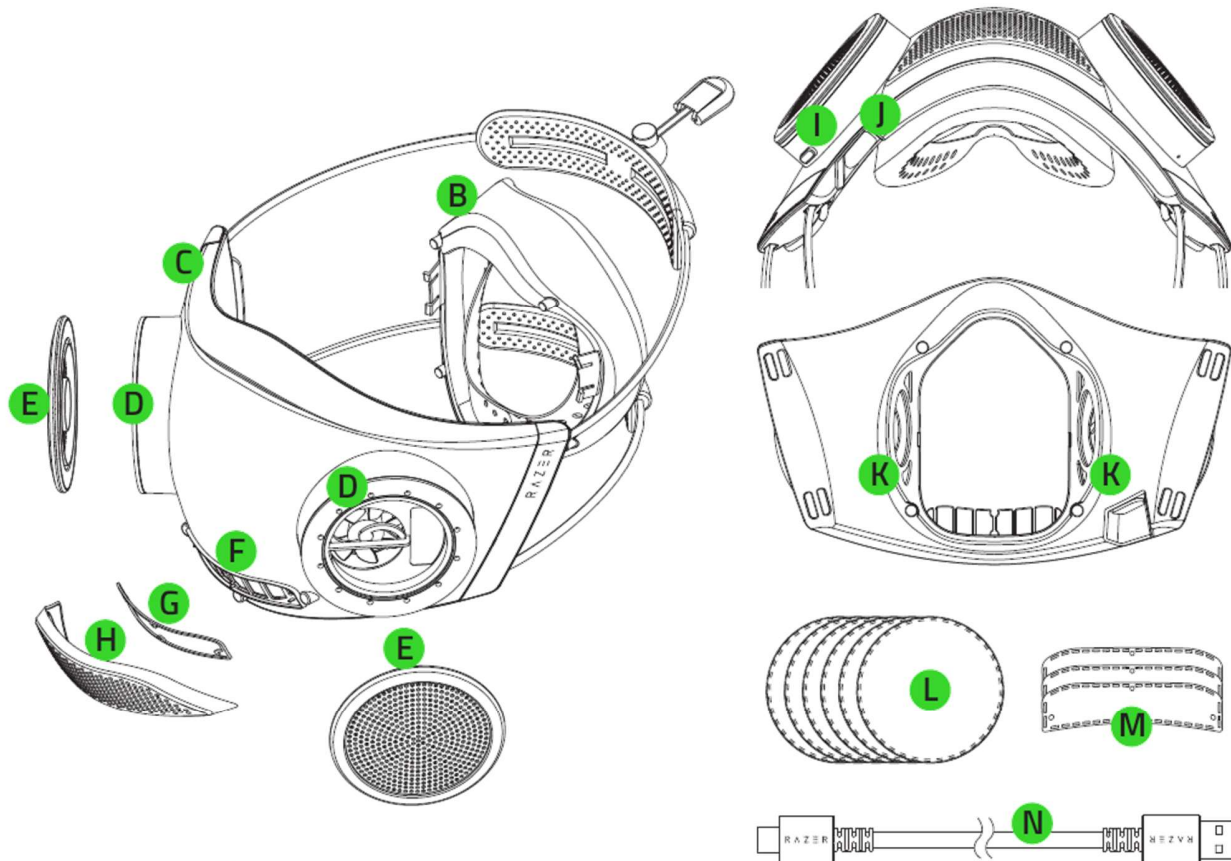


RAZER RC81-0387 SMART MASK

IMPORTANT PRODUCT INFORMATION GUIDE

WHAT'S INSIDE

• Razer **RC81-0387**



- A Removeable overhead strap
- B Washable silicone face guard
- C Main unit
- D Air intake vents
- E Magnetic intake covers
- F Mouth exhaust vent
- G Mouth exhaust gasket
- H Magnetic exhaust cover
- I Multifunction button
 - Power (on/off)
 - Bluetooth pairing
 - Fan speed
- J USB-C charging port and cover
- K Face illuminator
- L 6 disposable air intake filters
- M 3 disposable air exhaust filters
- N Charging cable

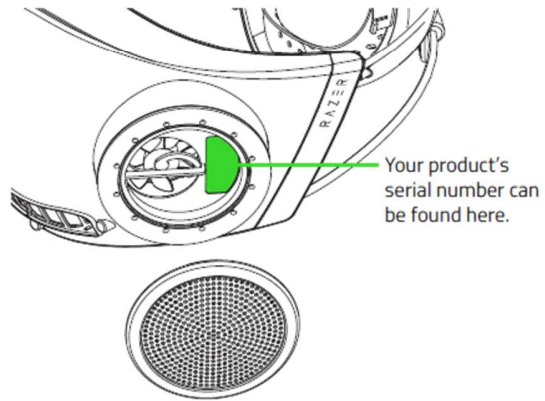
• Important Product Information Guide

WHAT'S NEEDED

- A powered USB port to charge your Razer **RC81-0387**
- A mobile device with Bluetooth capability to use with the app configurator

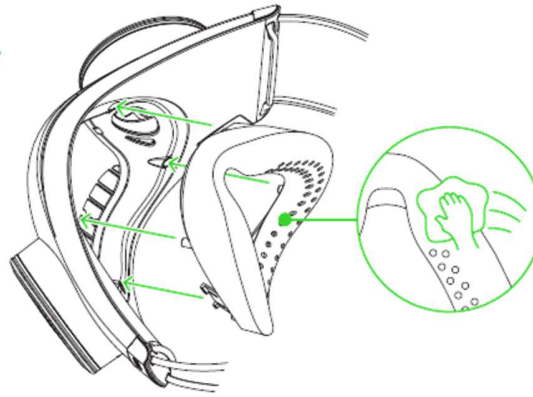
LET'S GET YOU COVERED

You've got a great device in your hands complete with a 1-year limited warranty coverage. Now, maximize its potential and score exclusive Razer benefits by registering at razerid.razer.com



GETTING STARTED

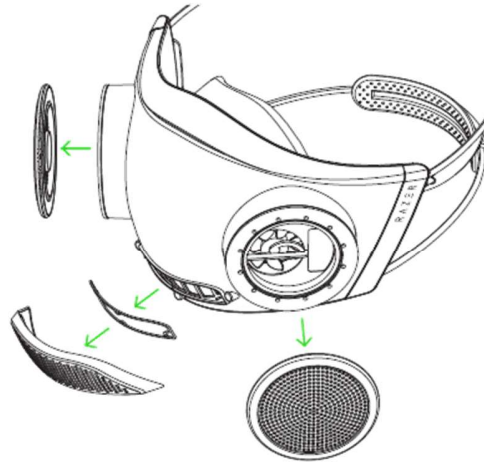
For first time use, it is recommended to wipe the silicone face guard with a damp cloth, wet wipe, or cotton swab to remove any leftover residue.



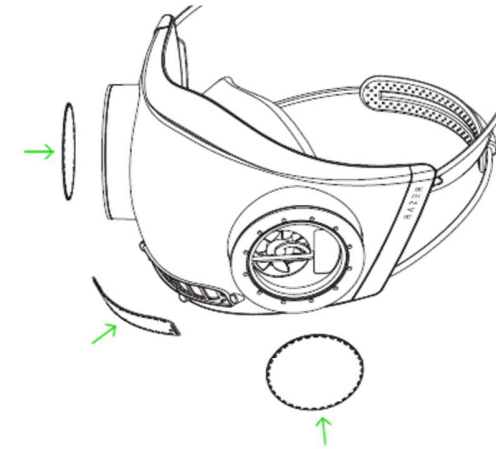
ADDING FILTERS

Your **RC81-0387** includes 6 intake filters and 3 exhaust filters. Remember to replace these filters every 72 hours.

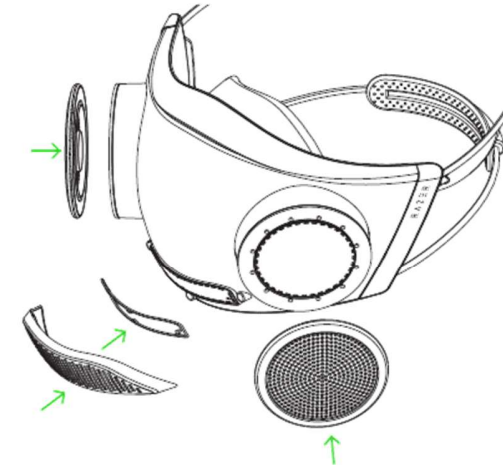
1. Remove all 3 magnetic covers and mouth exhaust gasket from the main unit.



2. Take 2 disposable intake filters and 1 exhaust filter, then place them inside the main unit.

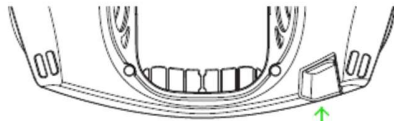


3. Put back all 3 magnetic covers and mouth exhaust gasket to the main unit.

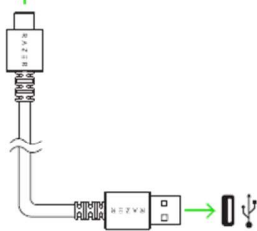


CHARGING YOUR RAZER RC81-0387

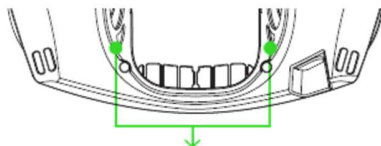
For first time use, it is recommended to fully charge your **RC81-0387**. To do this, open the charging port lid, then connect the charging cable from the charging port to a powered USB port.



For first time use, it is recommended to fully charge your **RC81-0387**. To do this, open the charging port lid, then connect the charging cable from the charging port to a powered USB port.





Your **RC81-0387**'s battery can last up to 8 hours. If drained, the battery will fully charge in approximately 3 hours. Avoid wearing the mask while it is being recharged.



Face illuminator

BATTERY CHARGING INDICATOR

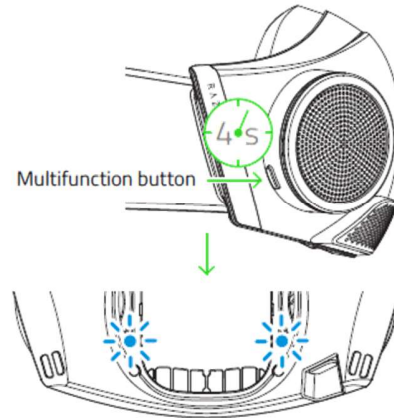
	Status
Red 	Charging
Green 	Fully charged

i While powered off, the face illuminator functions as a battery charging indicator.

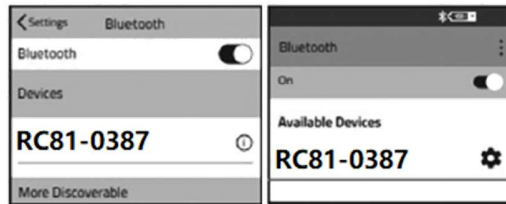
PAIRING TO A MOBILE DEVICE

When trying to connect your **RC81-0387** remember to keep it within 1 meter of your mobile device.

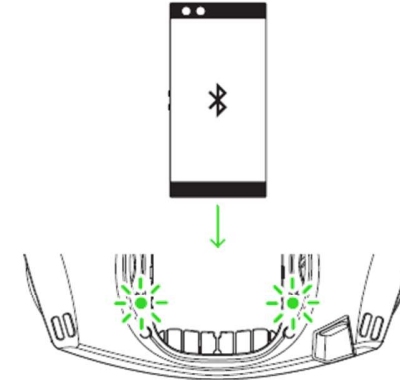
1. While the device is powered off, press and hold the multifunction button for at least 4 seconds until the face illuminator starts blinking blue.



2. Enable Bluetooth on your mobile device and select "**RC81-0387**" from the list of devices found.



3. Wait for the pairing to complete. You'll see the face illuminator return to its previous lighting if it is successfully paired and connected with your mobile device.



If your **RC81-0387** fails to connect to your mobile device, it will stay in search mode and then power off after 30 seconds. If this happens, simply repeat the steps to pair.

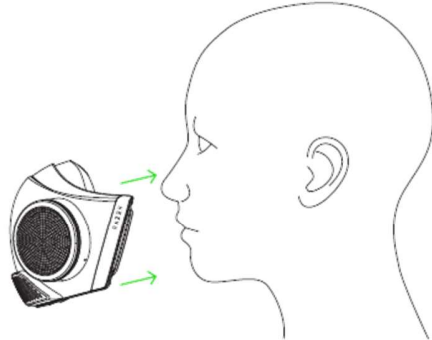
Once your **RC81-0387** is paired, it will automatically try to connect to that paired mobile device every time it is powered on.

Your **RC81-0387** can only connect to one mobile device at a time.

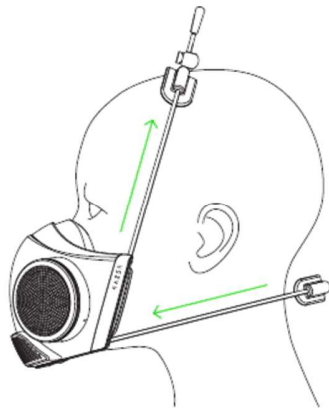
FITTING THE OVERHEAD STRAP

To get the best protection from your mask, make sure it fits snugly on your face with no visible gaps around the face guard.

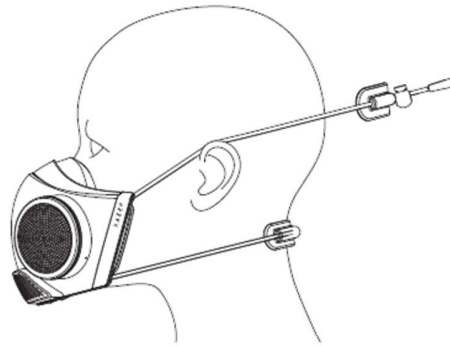
1. Place the mask on your face—covering your nose, mouth, and chin.



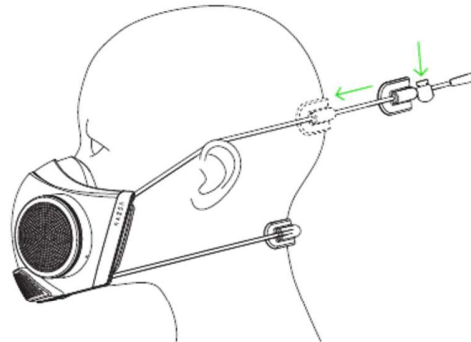
2. Put the bottom strap around your nape and pull the top strap to remove the slack.



3. Put the top strap around the back of your head, just above the ears.



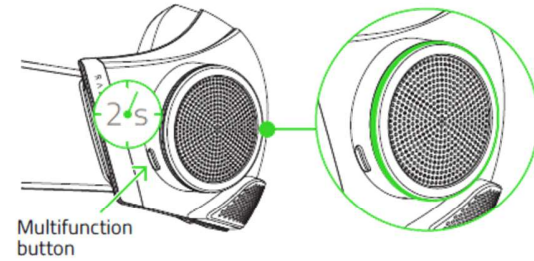
4. Push the fastener forward until the cushion is pressed comfortably on your head.



USING YOUR RAZER RC81-0387

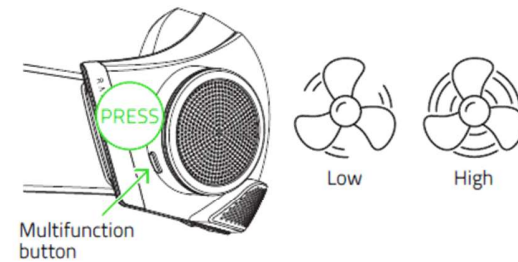
POWER ON/OFF

To power on/off the device, press and hold the multifunction button for at least 2 seconds until the LED changes.



FAN SPEED

To increase/decrease the fan speed, simply press the multifunction button and the fan rotation will immediately change.



SAFETY AND MAINTENANCE

MAINTENANCE

The Razer Zephyr requires frequent maintenance. It is recommended to follow these steps to keep it in optimum condition:

1. Replace all disposable filters every 72 hours.
2. Regularly handwash or use wet wipes on the strap and silicone face guard to keep them sanitized.
3. Once a month, it is recommended to turn off the main unit and clean it with a soft cloth or cotton swab to prevent dirt buildup.
4. The main unit has an anti-fog coating finish. Once this coating has been stripped off over time, it is recommended to use the anti-fog spray.

SAFETY GUIDELINES

In order to achieve maximum safety while using your Razer Zephyr, we suggest that you adopt the following guidelines:

- Should you have trouble operating the device properly and troubleshooting does not work, unplug the device and contact the Razer hotline or go to support.razer.com for assistance.
- Do not take apart the device (doing so will void your warranty) and do not attempt to operate it under abnormal current loads.
- Avoid wearing the device while it is plugged into a power source.
- Do not place foreign objects inside the air ventilation system; doing so may cause irreparable harm.
- Do not wait for the battery to be fully empty before recharging.
- Do not leave your Razer Zephyr plugged in after it has fully recharged.
- Do not wash or soak the main unit.
- Do not place any of the components on a dishwasher or washing machine.
- Do not use detergent or other harsh cleaning agents.
- Avoid using alcohol-based cleaning agents.

REGULATORY & COMPLIANCE INFORMATION

FCC STATEMENT

This equipment has been tested and found to comply with the limits for a Class B digital device, pursuant to part 15 of the FCC Rules. These limits are designed to provide reasonable protection against harmful interference in a residential installation. This equipment generates uses and can radiate radio frequency energy and, if not installed and used in accordance with the instructions, may cause harmful interference to radio communications. However, there is no guarantee that interference will not occur in a particular installation. If this equipment does cause harmful interference to radio or television reception, which can be determined by turning the

equipment off and on, the user is encouraged to try to correct the interference by one or more of the following measures:

- Reorient or relocate the receiving antenna.
- Increase the separation between the equipment and receiver.
- Connect the equipment into an outlet on a circuit different from that to which the receiver is connected.
- Consult the dealer or an experienced radio/TV technician for help.

FCC RADIATION EXPOSURE STATEMENT

This device complies with FCC radiation exposure limits set forth for an uncontrolled environment and it also complies with Part 15 of the FCC RF Rules. This equipment must not be co-located or operating in conjunction with any other antenna or transmitter. End-users and installers must be provide with antenna installation instructions and consider removing the no-collocation statement.

This device complies with Part 15 of the FCC Rules. Operation is subject to the following two conditions:

- (1) this device may not cause harmful interference, and
- (2) this device must accept any interference received, including interference that may cause undesired operation.

Caution!

Any changes or modifications not expressly approved by the party responsible for compliance could void the user's authority to operate the equipment.

CANADA STATEMENT

This device contains licence-exempt transmitter(s)/receiver(s) that comply with Innovation, Science and Economic Development Canada's licence-exempt RSS(s). Operation is subject to the following two conditions:

- (1) This device may not cause interference.
- (2) This device must accept any interference, including interference that may cause undesired operation of the device.

L'émetteur/récepteur exempt de licence contenu dans le présent appareil est conforme aux CNR d'Innovation, Sciences et Développement économique Canada applicables aux appareils radio exempts de licence. L'exploitation est autorisée aux deux conditions suivantes :

- (1) L'appareil ne doit pas produire de brouillage;
- (2) L'appareil doit accepter tout brouillage radioélectrique subi, même si le brouillage est susceptible d'en compromettre le fonctionnement.

The device meets the exemption from the routine evaluation limits in section 2.5 of RSS 102 and compliance with RSS-102 RF exposure, users can obtain Canadian information on RF exposure and compliance.

Le dispositif rencontre l'exemption des limites courantes d'évaluation dans la section 2.5 de RSS 102 et la conformité à l'exposition de RSS-102 rf, utilisateurs peut obtenir l'information canadienne sur l'exposition et la conformité de rf.

NOTICE FOR CANADA

This Class B digital apparatus complies with Canadian ICES-003. Cet appareil numérique de la classe B est conforme à la norme ICES-003 du Canada.

CANADIAN CLASS B STATEMENT: This digital apparatus does not exceed the Class B limits for radio noise emissions from digital apparatus as set out in the radio interference regulations of Industry Canada.

Le présent appareil numérique n'émet pas de bruits radioélectriques dépassant les limites applicables aux appareils numériques de Classe B prescrites dans le règlement sur le brouillage radioélectrique édicté par Industrie Canada.

CANADA SAR

This transmitter must not be co-located or operating in conjunction with any other antenna or transmitter. This equipment should be installed and operated with a minimum distance of 0mm between the radiator and your body. Cet émetteur ne doit pas être Co-place ou ne fonctionnant en même temps qu'aucune autre antenne ou émetteur. Cet équipement devrait être installé et actionné avec une distance minimum de 0mm entre le radiateur et votre corps.

RAZER ZEPHYR APP

With the Razer Zephyr app, you can customize the lighting, receive battery level updates, and more —anytime, anywhere. Just download the app on your mobile device, launch, and follow the onscreen instructions.



SINGAPORE WIRELESS
CERTIFICATION

Complies with
IMDA Standards
DA104511



Australian & New Zealand
RCM compliance certification

This product complies with
Appliance Efficiency Program:



有关微功率设备的警示:

- (一)符合“微功率短距离无线电发射设备目录和技术要求”的具体条款和使用场景,采用的天线类型和性能,控制、调整及开关等使用方法;
(二)不得擅自改变使用场景或使用条件,扩大发射频率范围、加大发射功率(包括额外加装射频功率放大器),不得擅自更改发射天线;

UKCA (UK Conformity
Assessed)



- (三)不得对其他合法的无线电台(站)产生有害干扰,也不得提出免受有害干扰保护;
(四)应当承受辐射射频能量的工业、科学及医疗(ISM)应用设备的干扰或其他合法的无线电台(站)干扰;
(五)如对其他合法的无线电台(站)产生有害干扰时,应立即停止使用,并采取消除措施后方可继续使用;
(六)在航空器内和依据法律法规、国家有关规定、标准划设的射电天文台、气象雷达站、卫星地球站(含测控、测距、接收、导航站)等军民用无线电台(站)、机场等的电磁环境保护区域内使用微功率设备,应当遵守电磁环境保护及相关行业主管部门的规定;
(七)禁止在以机场跑道中心点为圆心、半径5000米的区域内使用各类模型遥控器;
(八)微功率设备使用时温度和电压的环境条件。



STATEMENT OF
COMPLIANCE WITH EU DIRECTIVE

ENGLISH

STATEMENT OF COMPLIANCE WITH EU DIRECTIVE

Hereby, Razer (Europe) GmbH, declares that this Razer Zephyr Wearable Air Purifier is in compliance with the essential requirements and other relevant provisions of Directive 2014/53/EU & 2015/863/EU

FRENCH

DÉCLARATION DE CONFORMITÉ AVEC LES DIRECTIVES DE L'UNION EUROPÉENNE

Par la présente Razer (Europe) GmbH déclare que l'appareil Razer Zephyr Wearable Air Purifier est conforme aux exigences essentielles et aux autres dispositions pertinentes de la directive 2014/53/EU & 2015/863/EU

DEUTSCH

EG-KONFORMITÄTSERKLÄRUNG

Hiermit erklärt Razer (Europe) GmbH, dass sich dieser/diese/ dieses Razer Zephyr Wearable Air Purifier in Übereinstimmung mit den grundlegenden Anforderungen und den anderen relevanten Vorschriften der Richtlinie 2014/53/EU & 2015/863/EU befindet.

ESPAÑOL

DECLARACIÓN DE CONFORMIDAD CON LA DIRECTIVA DE LA UE

Por medio de la presente Razer (Europe) GmbH declara que el Razer Zephyr Wearable Air Purifier cumple con los requisitos esenciales y cualesquiera otras disposiciones aplicables o exigibles de la Directiva 2014/53/EU & 2015/863/EU

ITALIANO

DICHIARAZIONE DI CONFORMITÀ CON LE DIRETTIVE EU
Con la presente Razer (Europe) GmbH dichiara che questo Razer Zephyr Wearable Air Purifier è conforme ai requisiti essenziali ed alle altre disposizioni pertinenti stabilite dalla direttiva 2014/53/EU & 2015/863/EU

PORTUGUÊS

DIRECTIVA DA UE COM DECLARAÇÃO DE CONFORMIDADE.

Razer (Europe) GmbH declara que este Razer Zephyr Wearable Air Purifier está conforme com os requisitos essenciais e outras disposições da Directiva 2014/53/EU & 2015/863/EU

DANSK

ERKLÆRING OM OVERENSSTEMMELSE MED EU-DIREKTIV

Undertegnede Razer (Europe) GmbH erklærer herved, at følgende udstyr Razer Zephyr Wearable Air Purifier overholder de væsentlige krav og øvrige relevante krav i direktiv 2014/53/EU & 2015/863/EU

Ελληνικά

ΤΗΝ ΠΑΡΟΥΣΑ Razer (Europe) GmbH ΔΗΛΩΝΕΙ ΟΤΙ Razer Zephyr Wearable Air Purifier ΣΥΜΜΟΡΦΩΝΕΤΑΙ ΠΡΟΣ ΤΙΣ ΟΥΣΙΩΔΕΙΣ ΑΠΑΙΤΗΣΕΙΣ ΚΑΙ ΤΙΣ ΛΟΙΠΕΣ ΣΧΕΤΙΚΕΣ ΔΙΑΤΑΞΕΙΣ ΤΗΣ ΟΔΗΓΙΑΣ 2014/53/EU & 2015/863/EU

POLSKI

OŚWIADCZENIE O ZGODNOŚCI Z DYREKTYWĄ UE
Niniejszym Razer (Europe) GmbH oświadcza, że Razer Zephyr Wearable Air Purifier jest zgodny z zasadniczymi wymogami oraz pozostałymi stosownymi postanowieniami Dyrektywy 2014/53/EU & 2015/863/EU

Product Name: Razer Zephyr Wearable Air Purifier
Model number: RC81-0387

Radio Frequency: Bluetooth LE
Operating Frequency: 2402-2480MHz
Max Output power: 8.5dBm

The full Declaration of Conformity can be requested via the following :

Company: Razer (Europe) GmbH
Address: Essener Bogen 23, 22419 Hamburg, Germany
E-mail: compliance@razer.com



Li-ion

This equipment is for home use, and has acquired electromagnetic conformity registration, so it can be used not only in residential areas, but also other areas.

BATTERY INFO

Risk of fire or explosion or defeat the safeguard of equipment if the battery is replaced by an incorrect type. Replace only with the same or equivalent type. Disposal of a battery into fire or a hot oven, or mechanically crushing or cutting of a battery, that can result in an explosion. High or low extreme temperatures or low air pressure at high altitude that the battery can be subjected to during use, storage or transportation. Leaving the battery in an extremely high temperature and/or low air pressure surrounding environment that can result in an explosion or the leakage of flammable liquid or gas.



EU PRODUCT AND BATTERY DISPOSAL INFORMATION

BATTERY WARNING

The Razer Zephyr contains a Li-ion rechargeable battery. In general, the life expectancy of such batteries is dependent upon usage. If you suspect that the Li-ion rechargeable battery inside the Razer Zephyr may be drained (has a low charge), try charging it. Caution: Do not open, mutilate, or expose to conducting materials (metal), moisture, liquid, fire, or heat. Doing so may cause batteries to leak or explode, resulting in personal injury. Battery life varies with usage.



WASTE ELECTRICAL AND ELECTRONIC EQUIPMENT INFORMATION

ENGLISH

Correct Disposal of This Product (Waste Electrical & Electronic Equipment)

(Applicable in the European Union and other European countries with separate collection systems)

This marking shown on the product or its literature, indicates that it should not be disposed with other household wastes at the end of its working life. To prevent possible harm to the environment or human health from uncontrolled waste

disposal, please separate this from other types of wastes and recycle it responsibly to promote the sustainable reuse of material resources. Household users should contact either the retailer where they purchased this product, or their local government office, for details of where and how they can take this item for environmentally safe recycling. Business users should contact their supplier and check the terms and conditions of the purchase contract. This product should not be mixed with other commercial wastes for disposal.

FRANÇAIS

Comment éliminer ce produit (déchets d'équipements électriques et électroniques)
(Applicable dans les pays de l'Union Européen et aux autres pays européens disposant de systèmes de collecte sélective) Ce symbole sur le produit ou sa documentation indique qu'il ne doit pas être éliminé en fin de vie avec les autres déchets ménagers. L'élimination incontrôlée des déchets pouvant porter préjudice à l'environnement ou à la santé humaine, veuillez le séparer des autres types de déchets et le recycler de façon responsable. Vous favoriserez ainsi la réutilisation durable des ressources matérielles. Les particuliers sont invités à contacter le distributeur leur ayant vendu le produit ou à se renseigner auprès de leur mairie pour savoir où et comment ils peuvent se débarrasser de ce produit afin qu'il soit recyclé en respectant l'environnement. Les entreprises sont invitées à contacter leurs fournisseurs et à consulter les conditions de leur contrat de vente. Ce produit ne doit pas être éliminé avec les autres déchets commerciaux.

DEUTSCH

Korrekte Entsorgung dieses Produkts (Elektromüll)
(Anzuwenden in den Ländern der Europäischen Union und anderen europäischen Ländern mit einem separaten Sammelsystem)

Die Kennzeichnung auf dem Produkt bzw. auf der dazugehörigen Literatur gibt an, dass es nach seiner Lebensdauer nicht zusammen mit dem normalen Haushaltsmüll entsorgt werden darf. Entsorgen Sie dieses Gerät bitte getrennt von anderen Abfällen, um der Umwelt bzw. der menschlichen Gesundheit nicht durch unkontrollierte Müllbeseitigung zu schaden. Recyceln Sie das Gerät, um die nachhaltige Wiederverwertung von stofflichen Ressourcen zu fördern. Private Nutzer sollten den Händler, bei dem das Produkt gekauft wurde, oder die zuständigen Behörden kontaktieren, um in Erfahrung zu bringen, wie sie das Gerät auf umweltfreundliche Weise recyceln können. Gewerbliche Nutzer sollten sich an Ihren Lieferanten wenden und die

Bedingungen des Verkaufsvertrags konsultieren. Dieses Produkt darf nicht zusammen mit anderem Gewerbemüll entsorgt werden.

ESPAÑOL

Eliminación correcta de este producto (material eléctrico y electrónico de descarte)

(Aplicable en la Unión Europea y en países europeos con sistemas de recogida selectiva de residuos)

La presencia de esta marca en el producto o en el material informativo que lo acompaña, indica que al finalizar su vida útil no deberá eliminarse junto con otros residuos domésticos. Para evitar los posibles daños al medio ambiente o a la salud humana que representa la eliminación incontrolada de residuos, separe este producto de otros tipos de residuos y recíclelo correctamente para promover la reutilización sostenible de recursos materiales. Los usuarios particulares pueden contactar con el establecimiento donde adquirieron el producto, o con las autoridades locales pertinentes, para informarse sobre cómo y dónde pueden llevarlo para que sea sometido a un reciclaje ecológico y seguro. Los usuarios comerciales pueden contactar con su proveedor y consultar las condiciones del contrato de compra. Este producto no debe eliminarse mezclado con otros residuos comerciales.

ITALIANO

Corretto smaltimento del prodotto (rifiuti elettrici ed elettronici)

(Applicabile in i paesi dell'Unione Europea e in quelli con sistema di raccolta differenziata)

Il marchio riportato sul prodotto o sulla sua documentazione indica che il prodotto non deve essere smaltito con altri rifiuti domestici al termine del ciclo di vita. Per evitare eventuali danni all'ambiente o alla salute causati dall'inopportuno smaltimento dei rifiuti, si invita l'utente a separare questo prodotto da altri tipi di rifiuti e di riciclarlo in maniera responsabile per favorire il riutilizzo sostenibile delle risorse materiali. Gli utenti domestici sono invitati a contattare il rivenditore presso il quale è stato acquistato il prodotto o l'ufficio locale preposto per tutte le informazioni relative alla raccolta differenziata e al riciclaggio per questo tipo di prodotto. Gli utenti aziendali sono invitati a contattare il proprio fornitore e verificare i termini e le condizioni del contratto di acquisto. Questo prodotto non deve essere smaltito unitamente ad altri rifiuti commerciali.

PORTUGUÊS

Eliminação Correcta Deste Produto (Resíduo de Equipamentos Eléctricos e Electrónicos)

Esta marca, apresentada no produto ou na sua literatura indica que ele não deverá ser eliminado juntamente com os resíduos domésticos indiferenciados no final do seu período de vida útil. Para impedir danos ao ambiente e à saúde humana causados pela eliminação incontrolada de resíduos deverá separar este equipamento de outros tipos de resíduos e reciclá-lo de forma responsável, para promover uma reutilização sustentável dos recursos materiais. Os utilizadores domésticos deverão contactar ou o estabelecimento onde adquiriram este produto ou as entidades oficiais locais para obterem informações sobre onde e de que forma podem levar este produto para permitir efectuar uma reciclagem segura em termos ambientais. Os utilizadores profissionais deverão contactar o seu fornecedor e consultar os termos e condições do contrato de compra. Este produto não deverá ser misturado com outros resíduos comerciais para eliminação.

DANSK

Korrekt affaldsbortskaffelse af dette produkt (elektrisk & elektronisk udstyr)

Mærket på dette produkt eller i den medfølgende dokumentation betyder, at produktet ikke må bortskaffes sammen med almindeligt husholdningsaffald efter endt levetid. For at undgå skadelige miljø- eller sundhedspåvirkninger på grund af ukontrolleret affaldsbortskaffelse skal dette produkt bortskaffes særskilt fra andet affald og indleveres behørigt til fremme for bæredygtig materiale genvinding. Hjemmebrugere bedes kontakte forhandleren, hvor de har købt produktet, eller den lokale myndighed for oplysning om, hvor og hvordan de kan indlevere produktet med henblik på miljøforvarlig genvinding. Erhvervsbrugere bedes kontakte leverandøren og læse betingelserne og vilkårene i købekontrakten. Dette produkt bør ikke bortskaffes sammen med andet erhvervsaffald.

ΕΛΛΗΝΙΚΑ

Σωστή Διάθεση αυτού του Προϊόντος (Απορρίμματα Ηλεκτρικού & Ηλεκτρονικού Εξοπλισμού)
(Ισχύει στην Ευρωπαϊκή Ένωση και σε άλλες Ευρωπαϊκές χώρες με ξεχωριστά συστήματα συλλογής)
Τα σήματα που εμφανίζονται επάνω στο προϊόν, δείχνουν ότι δεν πρέπει να απορρίπτεται με άλλα οικιακά απορρίμματα στο τέλος του κύκλου της ζωής του. Προκειμένου να αποφευχθούν ενδεχόμενες βλάβες στο περιβάλλον ή την ανθρώπινη υγεία από την ανεξέλεγκτη διάθεση των αποβλήτων, παρακαλείστε να το διαχωρίζεται από άλλους τύπους απορριμμάτων και να το ανακυκλώνετε, ώστε να προωθηθεί η επαναχρησιμοποίηση των υλικών πόρων. Οι οικιακοί χρήστες θα πρέπει να επικοινωνήσουν είτε με τον πωλητή λιανικής όπου αγόρασαν αυτό το προϊόν, ή με το τοπικό γραφείο της κυβέρνησης, για λεπτομέρειες σχετικά με το πού και πώς μπορούν να πάρουν αυτό το στοιχείο για την περιβαλλοντικά ασφαλή ανακύκλωση. Οι επιχειρήσεις-χρήστες θα πρέπει να επικοινωνήσουν με τον προμηθευτή τους και να ελέγξουν τους όρους και τις προϋποθέσεις της σύμβασης αγοράς. Αυτό το προϊόν δεν πρέπει να αναμειγνύεται με άλλα συνηθισμένα απορρίμματα

POLSKI

Prawidłowe usuwanie produktu (Zużyty sprzęt elektryczny i elektroniczny)

Oznaczenie umieszczone na produkcie lub w odnoszących się do niego tekstach wskazuje, że produktu po upływie okresu użytkowania nie należy usuwać z innymi odpadami pochodzącymi z gospodarstw domowych. Aby uniknąć szkodliwego wpływu na środowisko naturalne i zdrowie ludzi wskutek niekontrolowanego usuwania odpadów, prosimy o oddzielenie produktu od innego typu odpadów oraz odpowiedzialny recykling w celu promowania ponownego użycia zasobów materialnych jako stałej praktyki. W celu uzyskania informacji na temat miejsca i sposobu bezpiecznego dla środowiska recyklingu tego produktu użytkownicy w gospodarstwach domowych powinni skontaktować się z punktem sprzedaży detalicznej, w którym dokonali zakupu produktu, lub z organem władz lokalnych. Użytkownicy w firmach powinni skontaktować się ze swoim dostawcą i sprawdzić warunki umowy zakupu. Produktu nie należy usuwać razem z innymi odpadami komercyjnymi.

LEGALESE

COPYRIGHT AND INTELLECTUAL PROPERTY INFORMATION

©2021 Razer Inc. All rights reserved. Razer, the triple-headed snake logo, Razer logo, "For Gamers. By Gamers." and "Razer Chroma" are trademarks or registered trademarks of Razer Inc. and/or affiliated companies in the United States and other countries. Actual product may differ from pictures. All other trademarks are the property of their respective owners. Warranty not valid outside of product's intended region.

The Bluetooth® word mark and logos are registered trademarks owned by Bluetooth SIG, Inc., and any use of such marks by Razer is under license.

Razer Inc. ("Razer") may have copyright, trademarks, trade secrets, patents, patent applications, or other intellectual property rights (whether registered or unregistered) concerning the product in this guide. Furnishing of this guide does not give you a license to any such copyright, trademark, patent or other intellectual property right. The Razer Zephyr (the "Product") may differ from pictures whether on packaging or otherwise. Razer assumes no responsibility for such differences or for any errors that may appear. Information contained herein is subject to change without notice.

LIMITED PRODUCT WARRANTY

For the latest and current terms of the Limited Product Warranty, please visit [razer.com/warranty](https://www.razer.com/warranty).

LIMITATION OF LIABILITY

Razer shall in no event be liable for any lost profits, loss of information or data, special, incidental, indirect, punitive or consequential or incidental damages, arising in any way out of distribution of, sale of, resale of, use of, or inability to use the Product. In no event shall Razer's liability exceed the retail purchase price of the Product.

GENERAL

These terms shall be governed by and construed under the laws of the jurisdiction in which the Product was purchased. If any term herein is held to be invalid or unenforceable, then such term (in so far as it is invalid or unenforceable) shall be given no effect and deemed to be excluded without invalidating any of the remaining terms. Razer reserves the right to amend any term at any time without notice.