






Appendix D. Photographs of the Test Set-Up

Photo 1: Horizontal Up_0.5cm	Photo 2: Horizontal Down_0.5cm
 A photograph showing a black electronic device with a VGA port and a USB port resting on a white foam block. The device is positioned horizontally, and the camera is positioned 0.5cm above it.	 A photograph showing a black electronic device with a USB port resting on a white foam block. The device is positioned horizontally, and the camera is positioned 0.5cm below it.
Photo 3: Vertical Front_0.5cm	Photo 4: Vertical Back_0.5cm
 A photograph showing a black electronic device with a USB port resting on a white foam block. The device is positioned vertically, and the camera is positioned 0.5cm in front of it.	 A photograph showing a black electronic device with a camera lens resting on a white foam block. The device is positioned vertically, and the camera is positioned 0.5cm behind it.
Photo 5: Tip Side_0.5cm	
 A photograph showing a black electronic device with a camera lens resting on a white foam block. The device is positioned vertically, and the camera is positioned 0.5cm to the side of the tip.	