



## PHOTOGRAPHS OF THE TEST CONFIGURATION


Charging Mode- E-Field Measurement - Left




Charging Mode- E-Field Measurement - Right




Charging Mode- E-Field Measurement - Top




Charging Mode- E-Field Measurement - Bottom




Charging Mode- E-Field Measurement - Z-axis



Charging Mode- H-Field Measurement - Left




Charging Mode- H-Field Measurement - Right






Charging Mode- H-Field Measurement - Top




Charging Mode- H-Field Measurement - Bottom




Charging Mode- H-Field Measurement - Z-axis




Standby Mode- E-Field Measurement - Left




Standby Mode- E-Field Measurement - Right



Standby Mode- E-Field Measurement - Top




Standby Mode- E-Field Measurement - Bottom







Standby Mode- E-Field Measurement - Z-axis




Standby Mode - H-Field Measurement - Left




Standby Mode - H-Field Measurement - Right



Standby Mode - H-Field Measurement - Top



Standby Mode - H-Field Measurement - Bottom



Standby Mode - H-Field Measurement - Z-axis

