





Appendix D. Photographs of the Test Set-Up

| | |
|---|--|
| Photo 1: Rear Face_Left Earphone_0cm | Photo 2: Rear Face_Right Earphone_0cm |
|  A photograph showing the rear view of a black earphone with a blue stripe, resting on a white foam surface. Red and blue wires are visible extending from the earphone. |  A photograph showing the rear view of a black earphone with a blue stripe, resting on a white foam surface. Red and blue wires are visible extending from the earphone. |
| Photo 3: Left Earphone_0cm | Photo 4: Right Earphone_0cm |
|  A photograph showing the front view of a black earphone with a blue stripe, resting on a white foam surface. Red and blue wires are visible extending from the earphone. |  A photograph showing the front view of a black earphone with a blue stripe, resting on a white foam surface. Red and blue wires are visible extending from the earphone. |