

ANNEX A: TEST SET-UP PHOTOS




120019_3.JPG: RFS 2 transmitter, test set-up fully anechoic chamber (Pos. 1)

ANNEX A: TEST SET-UP PHOTOS




120019_2.JPG: RFS 2 transmitter, test set-up fully anechoic chamber (Pos. 2)

ANNEX A: TEST SET-UP PHOTOS



120019_10.JPG: RFS 2 receiver, test set-up fully anechoic chamber (Pos. 1)

ANNEX A: TEST SET-UP PHOTOS




120019_13.JPG: RFS 2 receiver, test set-up fully anechoic chamber (Pos. 2)

ANNEX A: TEST SET-UP PHOTOS




120019_6.JPG: RFS 2 transmitter, test set-up fully anechoic chamber

ANNEX A: TEST SET-UP PHOTOS




120019_5.JPG: RFS 2 transmitter, test set-up fully anechoic chamber

ANNEX A: TEST SET-UP PHOTOS



120019_1.JPG: RFS 2 transmitter, test set-up fully anechoic chamber

ANNEX A: TEST SET-UP PHOTOS



120019_16.JPG: RFS 2 receiver, test set-up shielded room