

# A4 Portable Thermal Printer User Manual

Please click the below link to download printer drivers and other tools:[www.cnfujun.com/d/44](http://www.cnfujun.com/d/44)



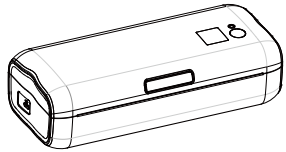
Android/iOS App



Tutorials

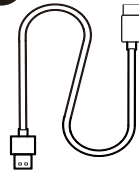
## List of Accessories:

1

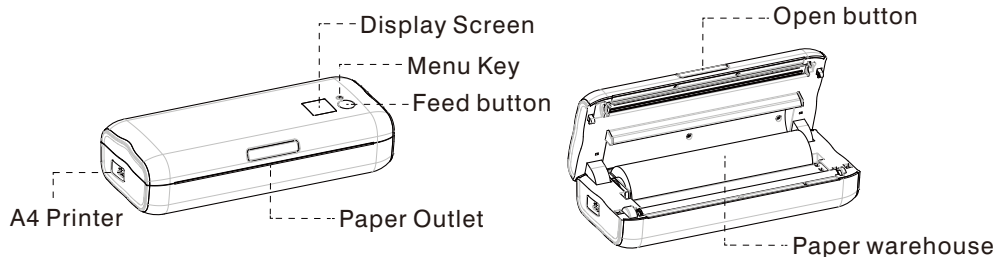


A4 Printer

2



USB data cable



## Caution :

The printer has a built-in large capacity battery, which can print about 200pcs A4 sheets of paper when fully charged. When the printer is charging, please use a 5V/2A charger and a high quality charging cable (it is recommended to use a mobile phone charger that supports fast charging). If it comes out the main reason such as the charger is not powered enough, the charger is seriously hot or the charging is very slow, it should be caused by the poor quality of the charging cable.

**Please note: The power supply is too low to charge if plug in the USB port of the computer.**

**Warning: Do not use uncertified (CCC) inexpensive chargers, which may cause "heat, fire, printer damage" etc.**

**FCC Caution:**

This device complies with part 15 of the FCC Rules. Operation is subject to the following two conditions: (1) This device may not cause harmful interference, and (2) this device must accept any interference received, including interference that may cause undesired operation.

Any Changes or modifications not expressly approved by the party responsible for compliance could void the user's authority to operate the equipment.

**Note:** This equipment has been tested and found to comply with the limits for a Class B digital device, pursuant to part 15 of the FCC Rules. These limits are designed to provide reasonable protection against harmful interference in a residential installation. This equipment generates uses and can radiate radio frequency energy and, if not installed and used in accordance with the instructions, may cause harmful interference to radio communications. However, there is no guarantee that interference will not occur in a particular installation. If this equipment does cause harmful interference to radio or television reception, which can be determined by turning the equipment off and on, the user is encouraged to try to correct the interference by one or more of the following measures:

- Reorient or relocate the receiving antenna.
- Increase the separation between the equipment and receiver.
- Connect the equipment into an outlet on a circuit different from that to which the receiver is connected.
- Consult the dealer or an experienced radio/TV technician for help.

The device has been evaluated to meet general RF exposure requirement. The device can be used in portable exposure condition without restriction.